



गेल (इंडिया) लिमिटेड

(भारत सरकार का उपक्रम -- महारत्न कंपनी)

GAIL (India) Limited

(A Government of India Undertaking - A Maharatna Company)

गेल भवन,
16 भीकाएजी कामा प्लेस
नई दिल्ली-110066, इंडिया
GAIL BHAWAN,
16 BHIKAJI CAMA PLACE
NEW DELHI-110066, INDIA
फोन/PHONE: +91 11 26182955
फैक्स/FAX: +91 11 26185941
ई-मेल/E-mail: info@gail.co.in

ND/GAIL/SECTT/ 2017

10th February, 2017

Listing Department
National Stock Exchange of India Limited
Exchange Plaza, 5th Floor,
Plot No. C/1, G Block,
Bandra-Kurla Complex, Bandra (East)
Mumbai – 400051

Listing Department
BSE Limited
Floor 1, Phiroze Jeejeebhoy Towers
Dalal Street
Mumbai – 400001

Sub.: Un-audited Financial Results for the quarter ended on 31st December, 2016

Dear Sir,

This is in continuation of our letter of even no. dated January 31, 2017.

Please find enclosed herewith a copy of the un-audited financial results of the Company for the quarter ended on **31st December, 2016** as approved by the Board of Directors along with Limited Review Report by Joint Statutory Auditors of the Company; M/s G.S. Mathur & Co. and M/s O.P. Bagla & Co., on the said results.

The Board meeting commenced at 1:30 p.m. and concluded at 4:25 p.m.

This is in compliance of SEBI (Listing Obligations and Disclosure Requirements) Regulations, 2015.

Thanking You
Yours faithfully

(A.K. Jha)
Company Secretary

Encl.: As above




GAIL (INDIA) LIMITED

STATEMENTS OF STANDALONE UNAUDITED FINANCIAL RESULTS FOR THE QUARTER AND NINE MONTHS ENDED 31ST DECEMBER, 2016
(₹ In Crore)

	Particulars	For the Quarter ended			For the Nine Months ended	
		31.12.2016	30.09.2016	31.12.2015	31.12.2016	31.12.2015
		Unaudited	Unaudited	Unaudited	Unaudited	Unaudited
1	Income from Operations					
	a) Sales/Income from operations (Including excise duty)	12,294.01	12,039.00	13,475.80	35,145.00	40,265.18
	b) Other Operating Income	24.55	19.22	46.83	63.90	128.39
	Total Income from Operations	12,318.56	12,058.22	13,522.63	35,208.90	40,393.57
2	Expenses					
	a) Consumption of raw materials	778.52	776.74	848.79	2,233.19	2,543.88
	b) Purchase of Stock - in - trade	8,242.42	8,382.55	10,001.04	24,131.89	30,150.86
	c) (Increase)/decrease in Inventories of Finished Goods, Work in Progress and Stock in Trade	76.20	(183.25)	22.15	(313.51)	340.03
	d) Employees benefits expense	266.51	249.50	252.02	785.36	743.93
	e) Depreciation & amortisation expenses	357.91	356.31	335.64	1,049.66	966.63
	f) Excise Duty	186.12	180.84	118.63	512.05	332.27
	g) Other expenses	1,042.73	1,117.10	1,132.34	3,005.84	3,267.33
	Total Expenses	10,950.41	10,879.79	12,710.61	31,404.48	38,344.93
3	Profit / (Loss) from Operations before other income, finance costs and exceptional Items (1-2)	1,368.15	1,178.43	812.02	3,804.42	2,048.64
4	Other Income	275.60	316.87	263.41	1,197.87	672.05
5	Profit / (Loss) from ordinary activities before finance costs and exceptional Items (3±4)	1,643.75	1,495.30	1,075.43	5,002.29	2,720.69
6	Finance Costs	160.13	119.83	152.40	457.40	646.92
7	Profit / (Loss) from ordinary activities after finance costs but before exceptional items (5±6)	1,483.62	1,375.47	923.03	4,544.89	2,073.77
8	Exceptional Items	-	-	-	-	-
9	Profit/ (Loss) from Ordinary Activities before tax (7±8)	1,483.62	1,375.47	923.03	4,544.89	2,073.77
10	Tax expenses :					
	Current Tax					
	- Current Year (Net of Mat Credit Entitlement)*	340.82	333.86	88.17	940.12	149.66
	- Earlier Year	15.01	-	0.00	15.01	-
	- Deferred Tax	144.87	116.96	159.07	347.01	529.81
11	Net Profit/(Loss) from Ordinary Activities after tax (9±10)	982.92	924.65	675.79	3,242.75	1,394.30
12	Extraordinary items (Net of tax expenses)	-	-	-	-	-
13	Net Profit/(Loss) for the period (11±12)	982.92	924.65	675.79	3,242.75	1,394.30
14	Other Comprehensive Income/(Expenses) (net of tax expenses)	630.56	836.70	261.15	1,506.34	(1,317.56)
15	Total Comprehensive Income for the period (after tax) ((13±14)	1,613.48	1,761.35	936.94	4,749.09	76.74
16	Paid up Equity Share Capital (Face value of ₹ 10/- per share)	1,268.48	1,268.48	1,268.48	1,268.48	1,268.48
17	Earnings Per Share (before extraordinary items) (of ₹ 10 each)-not annualised					
	(a) Basic	7.75	7.29	5.33	25.56	10.99
	(b) Diluted	7.75	7.29	5.33	25.56	10.99
18	Earnings Per Share (after extraordinary items) (of ₹ 10 each)-not annualised					
	(a) Basic	7.75	7.29	5.33	25.56	10.99
	(b) Diluted	7.75	7.29	5.33	25.56	10.99

* MAT Credit Entitlement for Current Nine Months ₹ 17.51 Crore (Corresponding Nine months ₹ 328.49 Crore)






GAIL (INDIA) LIMITED

Segment wise Revenue, Results, Assets and Liabilities for the Quarter and Nine Months ended 31st December, 2016

(₹ In Crore)

PARTICULARS	For the Quarter Ended			For the Nine Months Ended	
	31.12.2016 Unaudited	30.09.2016 Unaudited	31.12.2015 Unaudited	31.12.2016 Unaudited	31.12.2015 Unaudited
1 Segment Revenue					
A. Transmission Services					
I) Natural Gas	1,213.99	1,186.39	978.92	3,432.19	2,963.94
II) LPG	140.59	126.58	112.72	374.81	361.34
B. Natural Gas Marketing	9,414.40	9,264.18	11,686.56	27,007.13	34,485.63
C. Petrochemicals	1,405.69	1,357.84	804.10	3,879.65	2,259.87
D. LPG and Liquid Hydrocarbons	825.90	706.50	847.92	2,203.09	2,565.86
E. Other Segment *	173.19	202.21	212.00	524.95	635.39
Total	13,173.76	12,843.70	14,642.22	37,421.82	43,272.03
Less : Inter- Segment Revenue	879.75	804.70	1,166.42	2,276.82	3,006.85
Sales / Income from Operations	12,294.01	12,039.00	13,475.80	35,145.00	40,265.18
2 Segment Results (Profit/(Loss) before Interest and Tax)					
A. Transmission Services					
I) Natural Gas	626.73	642.37	420.66	1,824.51	1,372.58
II) LPG	62.49	71.00	53.59	186.06	194.10
B. Natural Gas Marketing	300.50	329.23	483.47	1,051.66	1,014.60
C. Petrochemicals	134.06	155.33	(163.47)	382.38	(697.95)
D. LPG and Liquid Hydrocarbons	373.51	146.86	231.54	734.76	578.12
E. Other Segment *	51.54	5.13	(12.71)	117.31	163.50
Total	1,548.83	1,349.92	1,013.08	4,296.68	2,624.95
Add / (Less) :(i) Other Un-allocable Income	252.98	306.77	245.61	1,155.98	623.99
(ii) Other Un-allocable Expenditure	(158.06)	(161.39)	(183.26)	(450.37)	(528.25)
(iii) Interest	(160.13)	(119.83)	(152.40)	(457.40)	(646.92)
Total Profit before Tax	1,483.62	1,375.47	923.03	4,544.89	2,073.77
3 Segment Assets					
A. Natural Gas Transmission / Marketing	24,403.15	24,142.80	24,716.89	24,403.15	24,716.89
B. LPG Transmission	825.97	812.72	818.03	825.97	818.03
C. Petrochemicals	10,184.89	10,200.94	9,205.24	10,184.89	9,205.24
D. LPG and Liquid Hydrocarbons	850.44	787.84	943.96	850.44	943.96
E. Other Segment *	1,702.46	1,775.78	1,836.19	1,702.46	1,836.19
F. Un Allocable	19,739.81	19,450.51	18,873.76	19,739.81	18,873.76
Total Assets	57,706.72	57,170.59	56,394.07	57,706.72	56,394.07
4 Segment Liabilities					
A. Natural Gas Transmission / Marketing	5,416.65	5,397.54	5,489.07	5,416.65	5,489.07
B. LPG Transmission	112.42	80.58	79.11	112.42	79.11
C. Petrochemicals	629.37	696.34	539.81	629.37	539.81
D. LPG and Liquid Hydrocarbons	217.59	210.73	164.71	217.59	164.71
E. Other Segment *	117.45	161.43	140.95	117.45	140.95
F. Un Allocable	11,871.67	12,895.85	14,779.38	11,871.67	14,779.38
Total Liabilities	18,365.15	19,442.47	21,193.03	18,365.15	21,193.03

Note : Other Segment includes GAILTel, E&P & Power Generation.

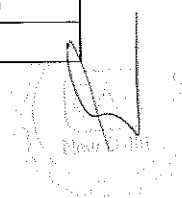



Notes

1. The above financial results were reviewed by the Audit Committee and approved by the Board of Directors at its meetings held on 10th February 2017.
2. Limited review of the financial results for the quarter and nine months ended 31st December 2016, as required under regulation 33 of the SEBI (Listing Obligation and Disclosure Requirements) Regulations, 2015 as modified by Circular No. CIR/CFD/62/2016 dated 5th July 2016, has been carried out by the Statutory Auditors of the Company.
3. The Company adopted Indian Accounting Standard ("Ind-AS") from 1st April 2016 and accordingly these financial results have been prepared in accordance with the recognition and measurement principles of Ind-AS prescribed under Section 133 of the Companies Act, 2013 read with relevant rules issued thereunder. The date of transition to Ind-AS is 1st April 2015. The impact of transition has been accounted for in retained earnings on transition date, i.e., 1st April 2015 and the comparative periods of financial year 2015-16 have been restated accordingly.
4. The reconciliation of Net Profit as previously reported (referred to as 'Previous GAAP') and the total comprehensive income as per Ind-AS is as per the table below:-


₹ in crore

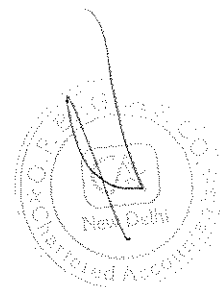

Particulars	Quarter ended on 31.12.2015 (unaudited)	Nine Months ended on 31.12.2015 (unaudited)
Net profit after tax as per Previous GAAP (Indian GAAP)	664.26	1528.91
Effect of adjustments in Property, Plant and Equipments	7.82	(296.02)
Effect of fair valuation of derivative contracts	13.82	183.57
Effect of measuring financial assets/financial liabilities at fair value through statement of profit and loss account	(6.66)	(17.36)
Amortised cost measurement of financial assets/financial liabilities	(4.84)	(13.87)
Remeasurement of defined benefit plans recognised in other comprehensive income	(9.34)	(28.01)
Others	0.37	12.53
Tax impact	10.36	24.55
Net profit as per Ind-AS	675.79	1394.30
Other Comprehensive Income :		
Change in fair value of equity instruments	255.49	(1334.53)
Remeasurement of defined benefit plans recognised in other comprehensive income	8.64	25.94
Tax impact	(2.98)	(8.97)
Total Comprehensive Income (after taxes)	936.94	76.74



5. Other Income for the nine month period ended 31st December 2016 includes ₹ 489.31 crore (net of expenses) from partial off-load of 1,23,47,250 equity shares of Mahanagar Gas Limited (A Joint Venture Company) through Initial Public Offer of the Joint Venture Company in June 2016.
6. Petroleum and Natural Gas Regulatory Board (PNGRB) has issued various provisional transportation tariff orders in respect of natural gas pipeline tariff. Some of these orders have been contested by the Company with Competent Authority, i.e., Appellate Tribunal for Electricity (APTEL), which were remanded back by APTEL to PNGRB for review. PNGRB had issued final tariff orders in respect some of those natural gas pipeline networks. However, these final tariff orders have also been contested by the Company before APTEL. Further, adjustment on account of revision, if any, is being recognized as and when the matters are decided.
7. Investment in equity shares of Ratnagiri Gas and Power Private Ltd. (RGPPL) (A joint venture of the Company) of ₹ 974.31 crore has been stated at book value as at 31st December 2016, as diminution in the value of the investment is presently considered of non-permanent nature by the management in view of future plans of the JV Company. Further to this, RGPPL has initiated the process of demerger of its Power generation business and LNG business into separate companies.
8. The Board of Directors, in its meeting held on 25th January 2017, has declared interim dividend of ₹ 8.50 per equity share (face value ₹ 10 each) amounting to ₹ 1078.21 crore.
9. The Board of Directors, in its meeting held on 25th January 2017, has recommended issue of bonus shares in the ratio of one equity share of ₹ 10 each for three existing equity shares of ₹ 10 each, which is subject to approval by the members of the Company.
10. Previous period figures have been regrouped / reclassified, wherever required.

Place: New Delhi
Date: 10.02.2017

For GAIL (India) Limited

(Subir Purkayastha)
Director (Finance)



G.S.Mathur & Co.
Chartered Accountants
A-160, Ground Floor,
Defence Colony,
New Delhi – 110 024

O P Bagla & Co.
Chartered Accountants
8/12, Kalkaji Extension,
New Delhi-110 049

Limited Review Report

The Board of Directors,
GAIL (India) Ltd.
16, Bhikaiji Cama Place,
R.K. Puram,
New Delhi – 110 066.

We have reviewed the accompanying Statement of standalone unaudited financial results of GAIL (India) Ltd., for the quarter and nine months ended on 31st December 2016. This statement is the responsibility of the Company's Management and has been approved by the Board of Directors. Our responsibility is to issue a report on these financial statements based on our review.


We conducted our review in accordance with the Standard on Review Engagement (SRE) 2410, *Engagements to Review Financial Statements* issued by the Institute of Chartered Accountants of India. This standard requires that we plan and perform the review to obtain moderate assurance as to whether the financial statements are free of material misstatement. A review is limited primarily to inquiries of company personnel and analytical procedures applied to financial data and thus provides less assurance than an audit. We have not performed an audit and accordingly, we do not express an audit opinion.

Emphasis of matter

Without qualifying our report on Statement of standalone unaudited financial results, attention is invited to


- a) Note No.3 to the Statement with respect to adoption of Ind AS by the Company for the financial year commencing from 1st April 2016 and accordingly, the Statement has been prepared by the Company's Management in compliance with Ind AS.
- b) Note No. 6 to the Statement regarding provisional pipeline transportation tariff order issued by PNGRB, which are contested by the Company at Appellate Tribunal for Electricity.
- c) Note No.7 to the Statement regarding status of investment in Ratnagiri Gas and Power Private Ltd, a joint venture of the Company.

Based on our review conducted as above, nothing has come to our attention that causes us to believe that the accompanying statement of standalone unaudited financial results read with notes thereon, prepared in accordance with applicable accounting standards specified under section 133 of the Companies Act, 2013 read with Rule 7 of the Companies (Accounts) Rules, 2014 and other recognized accounting practices and




policies thereon has not disclosed the information required to be disclosed in terms of Regulation 33 of the SEBI (Listing obligations and Disclosure Requirements) Regulations, 2015, as modified by Circular No. CIR/CFD/62/2016 dated 5th July 2016, including the manner in which it is to be disclosed, or that it contains any material misstatement.

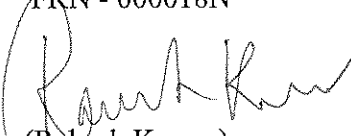
For **G.S.Mathur & Co.**
(Chartered Accountants)
FRN - 008744N


(K K Gangopadhyay)
Partner
M.No. 013442

Place: New Delhi
Date: 10th February 2017



For **O.P.Bagla & Co.**
(Chartered Accountants)
FRN - 000018N


(Rakesh Kumar)
Partner
M.No.087537

