



Company presentation

Infineon Technologies AG
November 2022



Infineon is a global leader in power systems and IoT



~56,200

employees¹

global leader

in automotive, power management, energy efficient technologies and IoT

market position

Automotive	Power	Microcontroller
# 1	# 1	# 4
Strategy Analytics, March 2022	Omdia, October 2022	Omdia, August 2022

¹ as of 30 September 2022

Infineon at a glance

Long-term high-growth trends

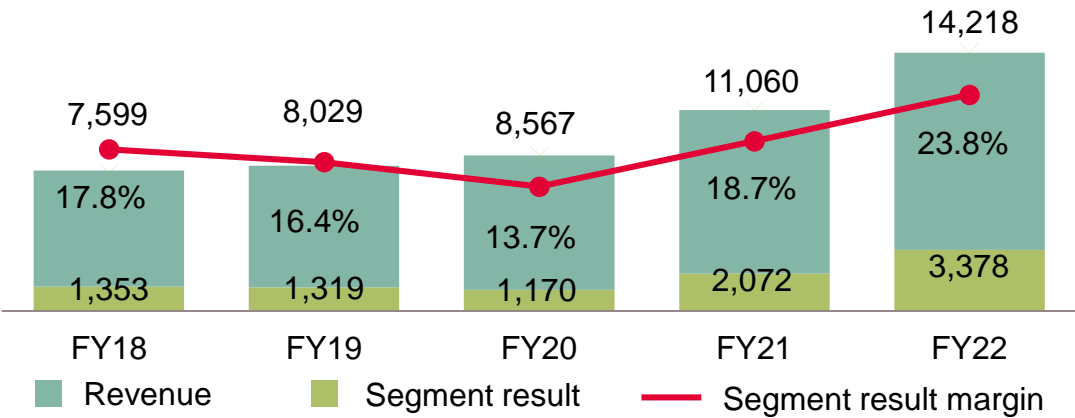
Decarbonization

- › CO₂ saving
- › Energy efficiency
- › Sustainability

Digitalization

- › Productivity
- › Comfort
- › New use cases

Financials



¹ as of 30 September 2022 ² 2022 Fiscal year (as of 30 September 2022)

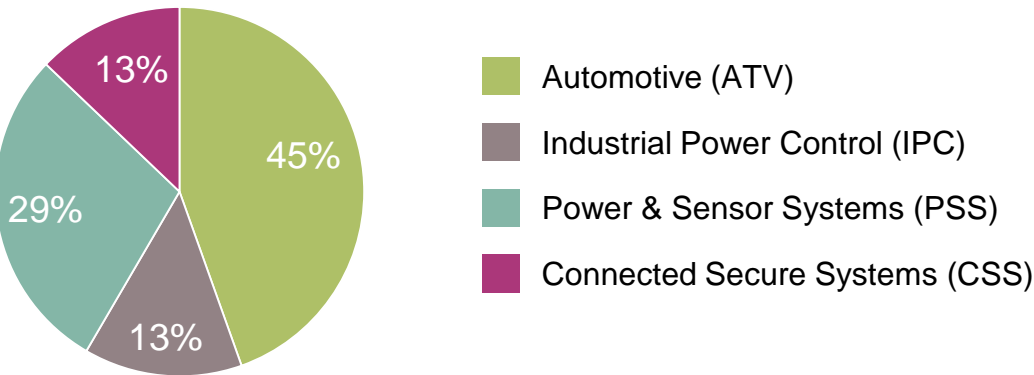
Employees¹

56,200 employees worldwide



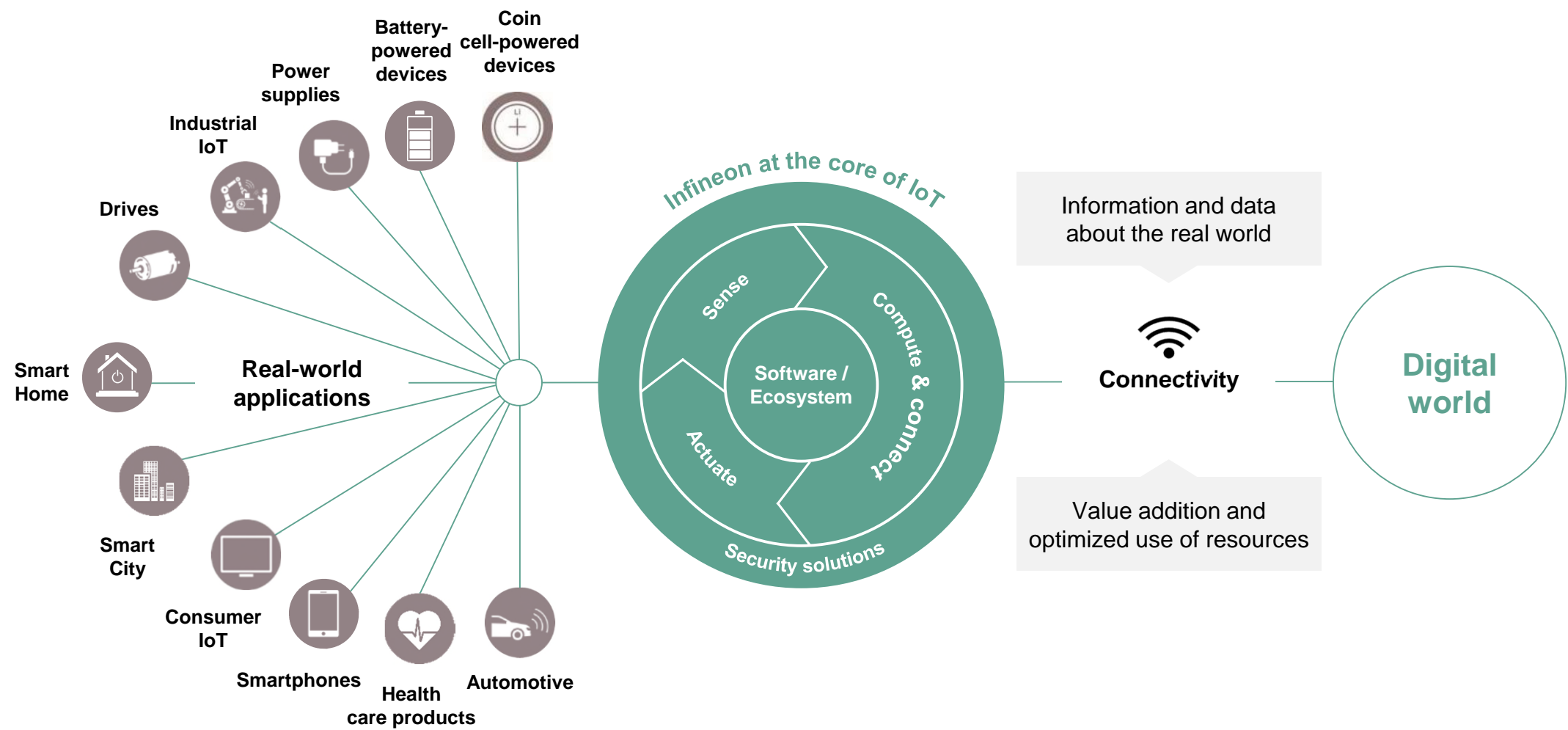
56 R&D and
19 manufacturing locations¹

Business segments revenue²



For further information: [Infineon Investor Presentation Q4 2022](#).

Infineon offers a unique portfolio that links the real and the digital world

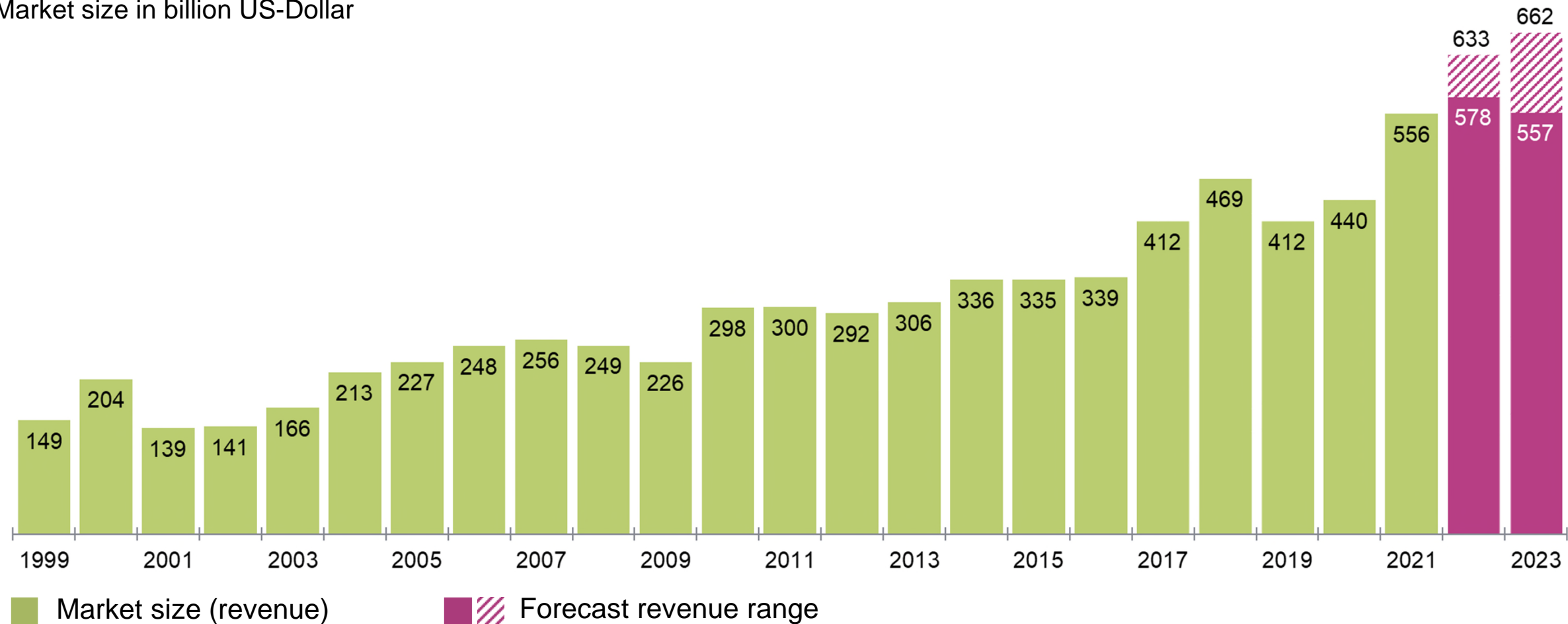


Sense: sensors | Compute and connect: microcontrollers, memories, Wi-Fi, Bluetooth, BLE, USB | Actuate: power semiconductors

Semiconductor market forecasts predict growth for 2022; the range for 2023 is broader



Global Semiconductor Market
Market size in billion US-Dollar

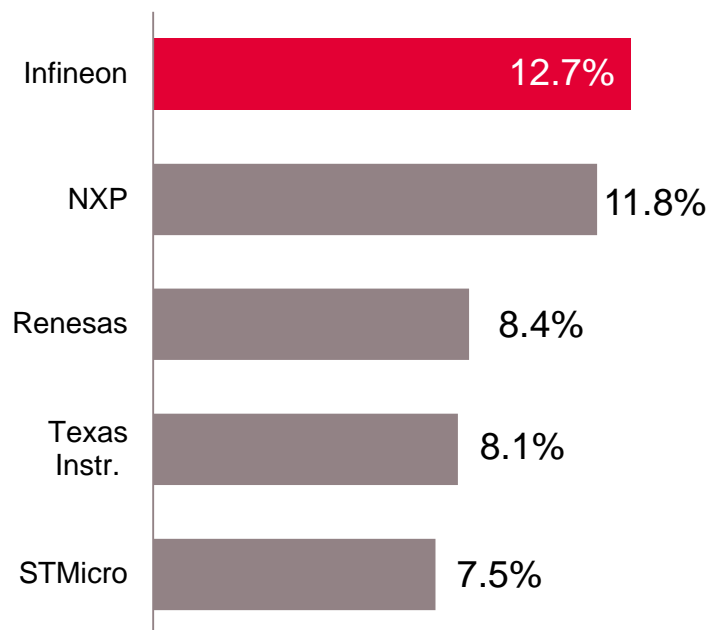


Source: WSTS for historical data. Forecast: Ø of WSTS, Omdia, Gartner, IC Insights, TechInsights (formerly VLSI Research); last update 31 October 2022.

Infineon is a top player in all target markets

Automotive semiconductors

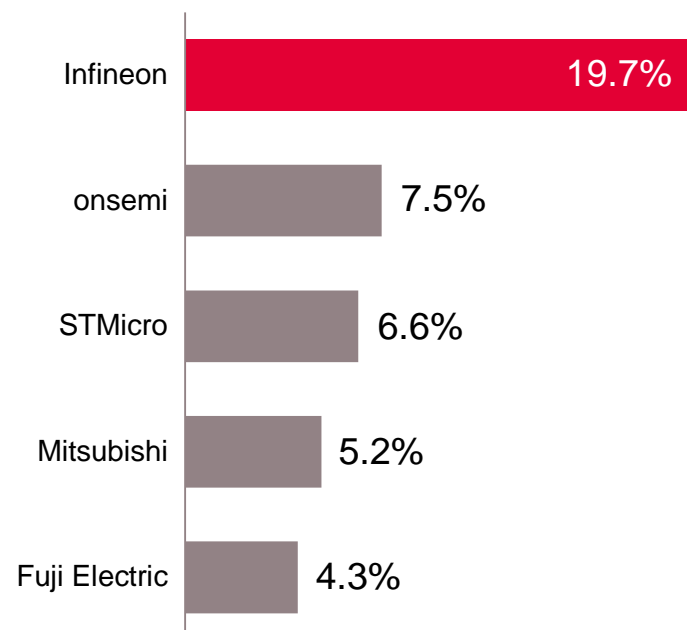
total market in 2021: USD 46.7bn



Source: Strategy Analytics: Automotive Semiconductor Vendor Market Shares. March 2022.

Power discretes and modules

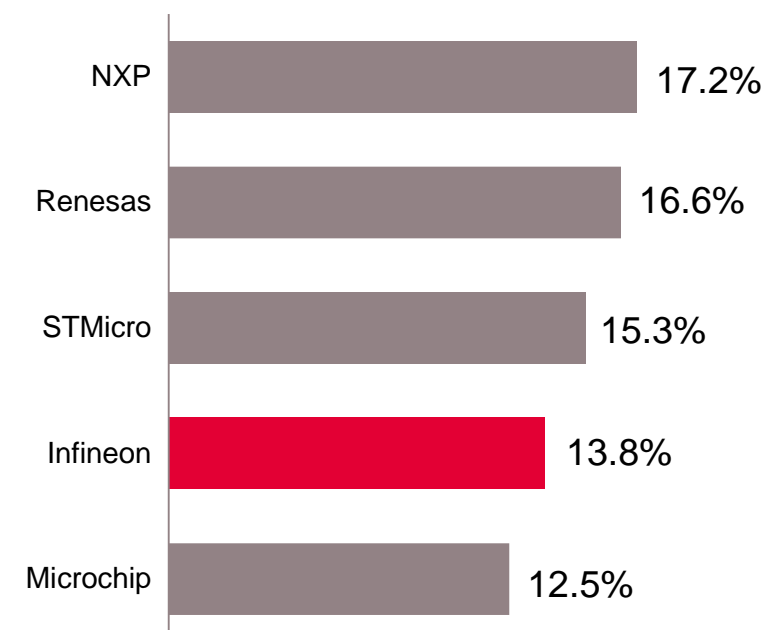
total market in 2021: USD 27.5bn



Source: Based on or includes research from Omdia: Power Semiconductor Market Share Database – 2021 – Final V2. October 2022.

Microcontroller

total market in 2021: USD 22.0bn



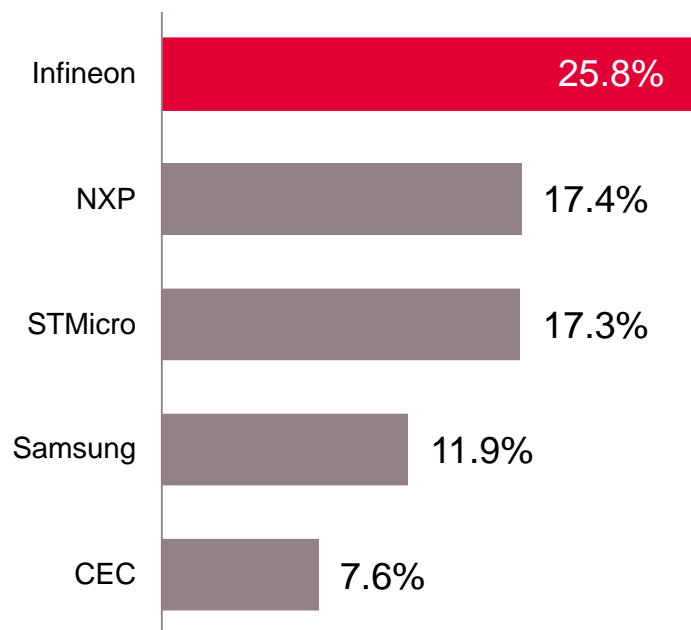
Source: Based on or includes research from Omdia: Annual 2001-2021 Semiconductor Market Share Competitive Landscaping Tool – 2Q22. August 2022.

Results are not an endorsement of Infineon Technologies AG. Any reliance on these results is at the third party's own risk.

Infineon is a top player in all target markets

Security ICs¹

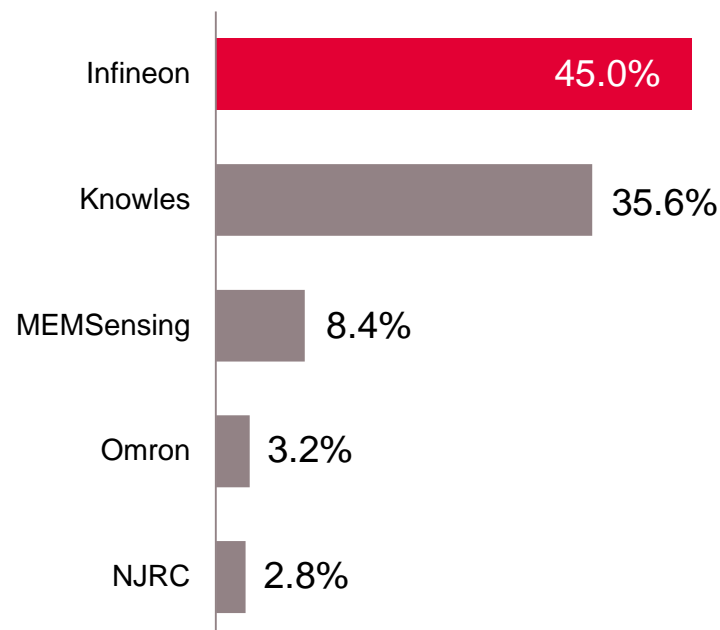
total market in 2021: USD 3.2bn



Source: ABI Research: Secure Smart Card and Embedded Security IC Technologies. October 2022. | ¹ Excluding NFC controllers and embedded secure elements.

MEMS Microphones²

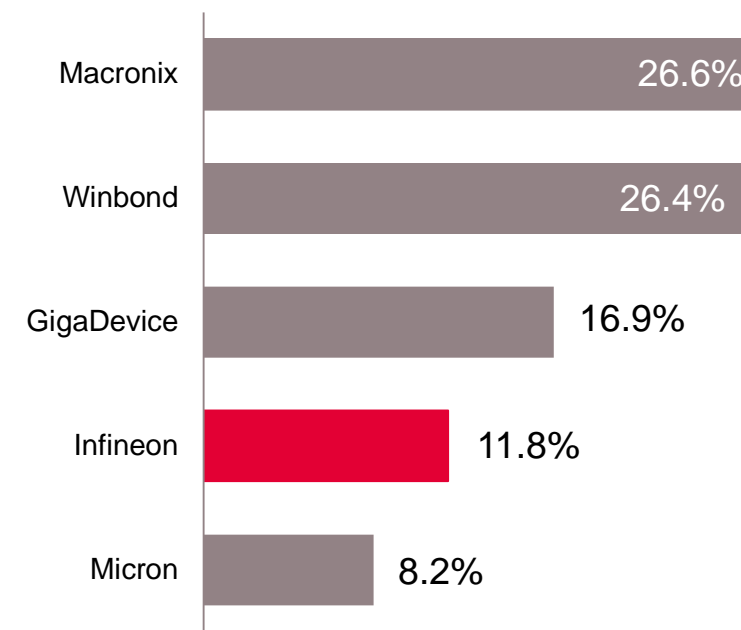
total market in 2021: 6.7bn units



Source: Based on or includes research from Omdia: MEMS Microphone Report – 2022 Database. October 2022. | ² MEMS Microphones Die Suppliers.

NOR Flash


total market in 2021: USD 3.5bn



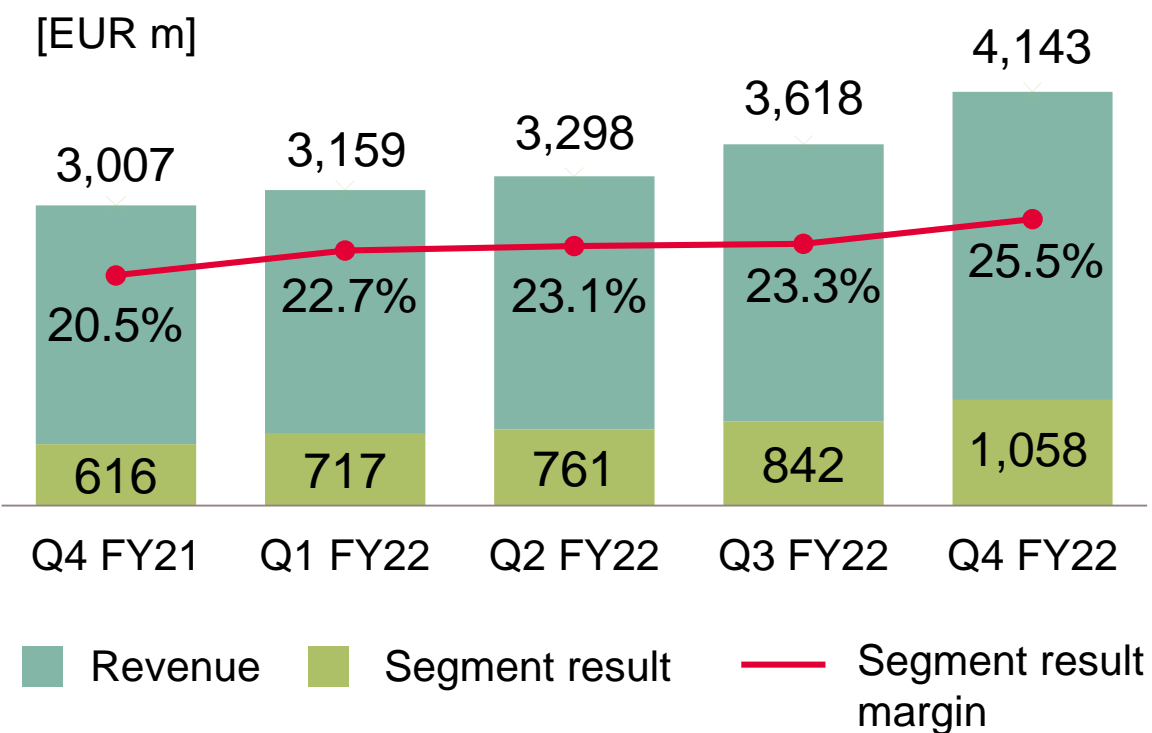
Source: Based on or includes research from Omdia: Annual 2001-2021 Semiconductor Market Share Competitive Landscaping Tool – 2Q22. August 2022.

Results are not an endorsement of Infineon Technologies AG. Any reliance on these results is at the third party's own risk.

Infineon follows a profitable growth path



Revenue and result



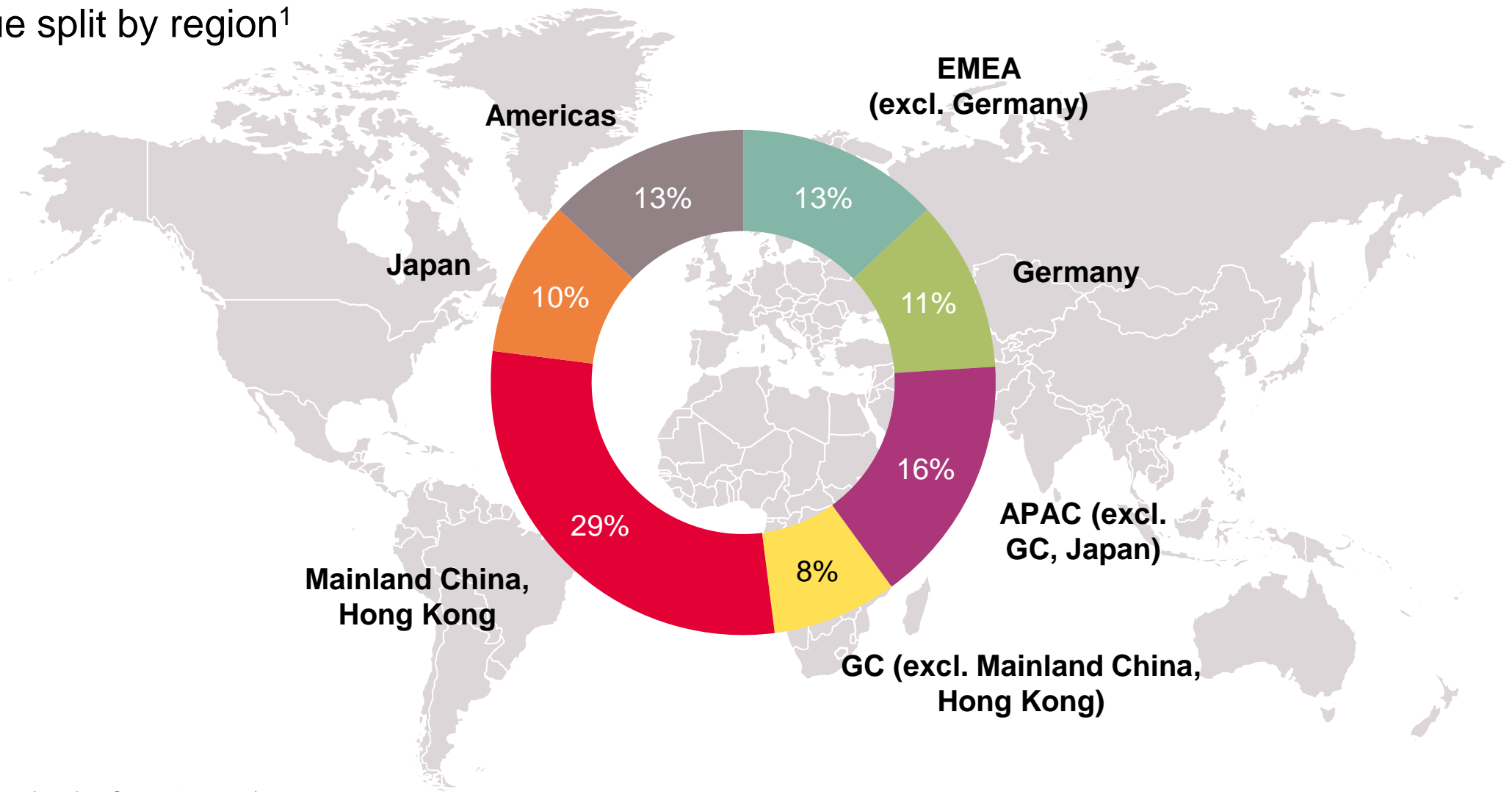
Revenue split by segment¹



¹ 2022 Fiscal year (as of 30 September 2022)

Infineon is operating in all major regions of the world

Revenue split by region¹



¹ 2022 Fiscal year (as of 30 September 2022)

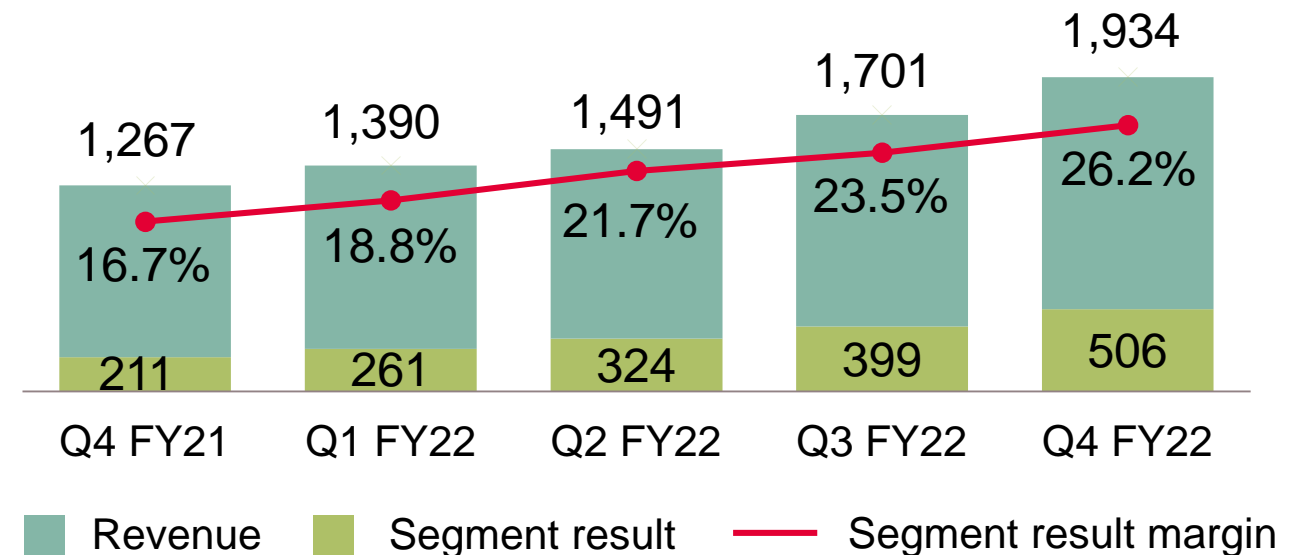
Automotive shapes the future of mobility with microelectronics enabling clean, safe, and smart cars



Core applications:

Assistance systems and safety systems, comfort electronics, infotainment, powertrain, security

[EUR m]



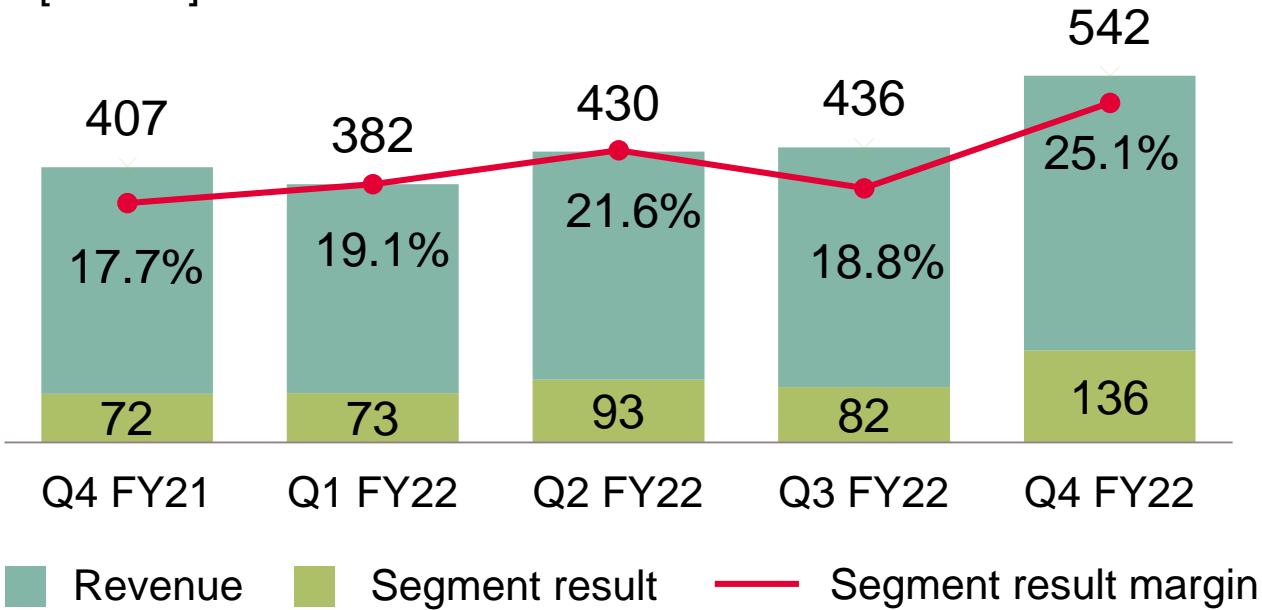
Industrial Power Control empowers a world of unlimited green energy



Core applications:

Energy generation, energy storage, energy transmission, home appliances, industrial drives, industrial power supplies, industrial robotics, industrial vehicles, traction

[EUR m]



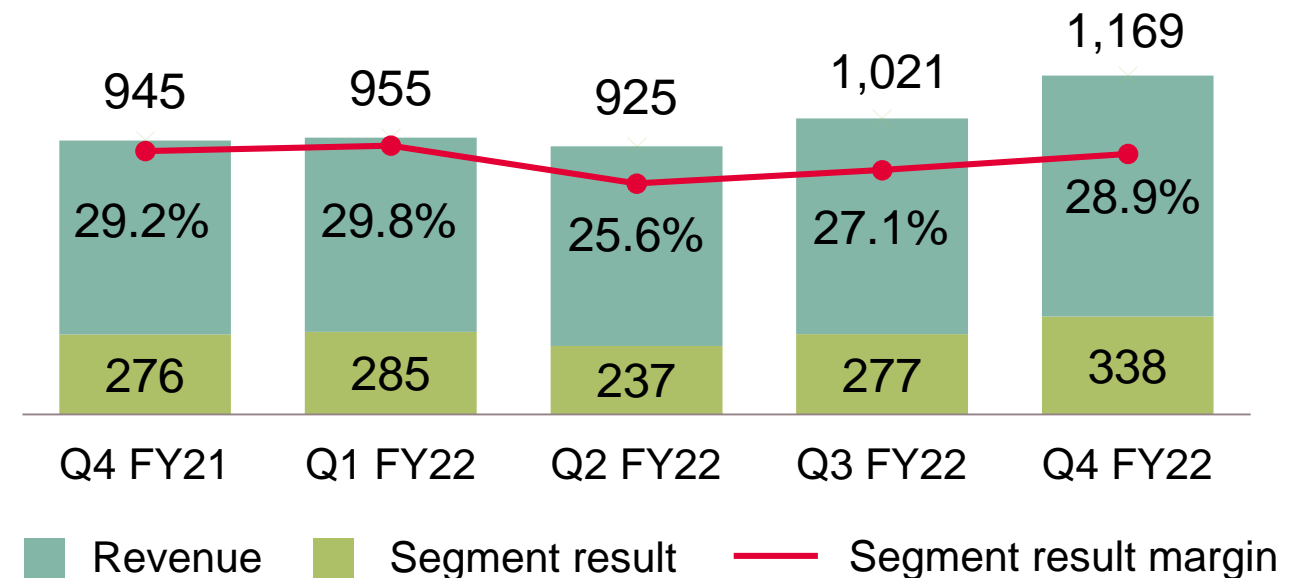
Power & Sensor Systems drives leading-edge power management, sensing, and data transfer capabilities



Core applications:

Audio amplifiers, BLDC motor, cellular communications infrastructure, charging stations for electric vehicles, HiRel, human-machine-interaction, Internet of Things, LED and conventional lighting systems, mobile devices, power management

[EUR m]



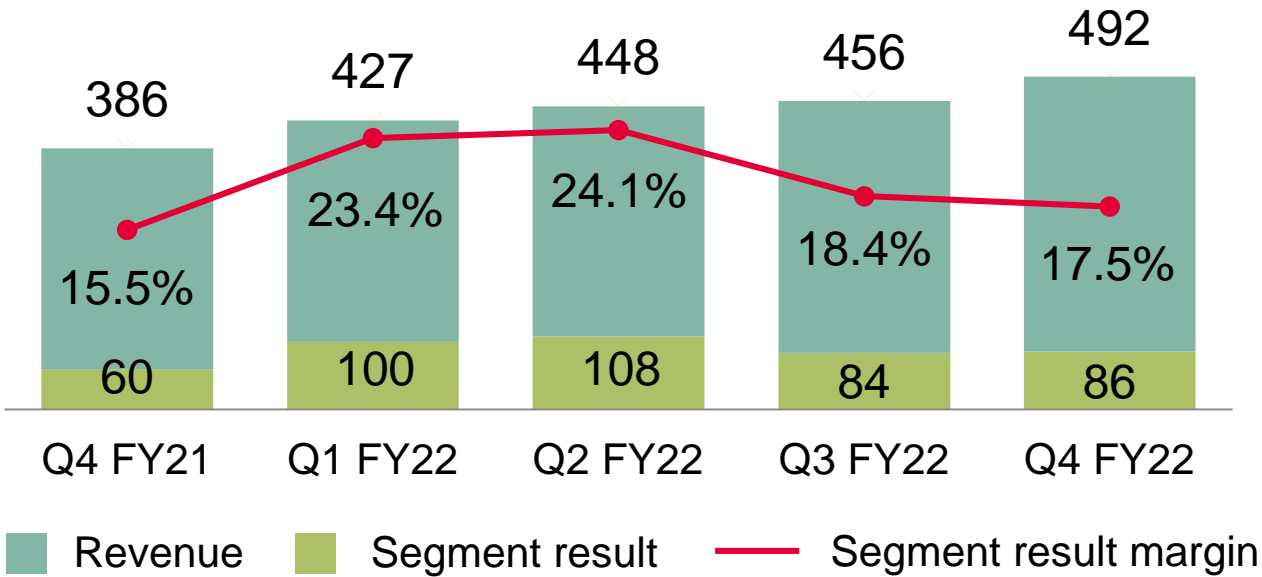
Connected Secure Systems creates the basis for IoT



Core applications:

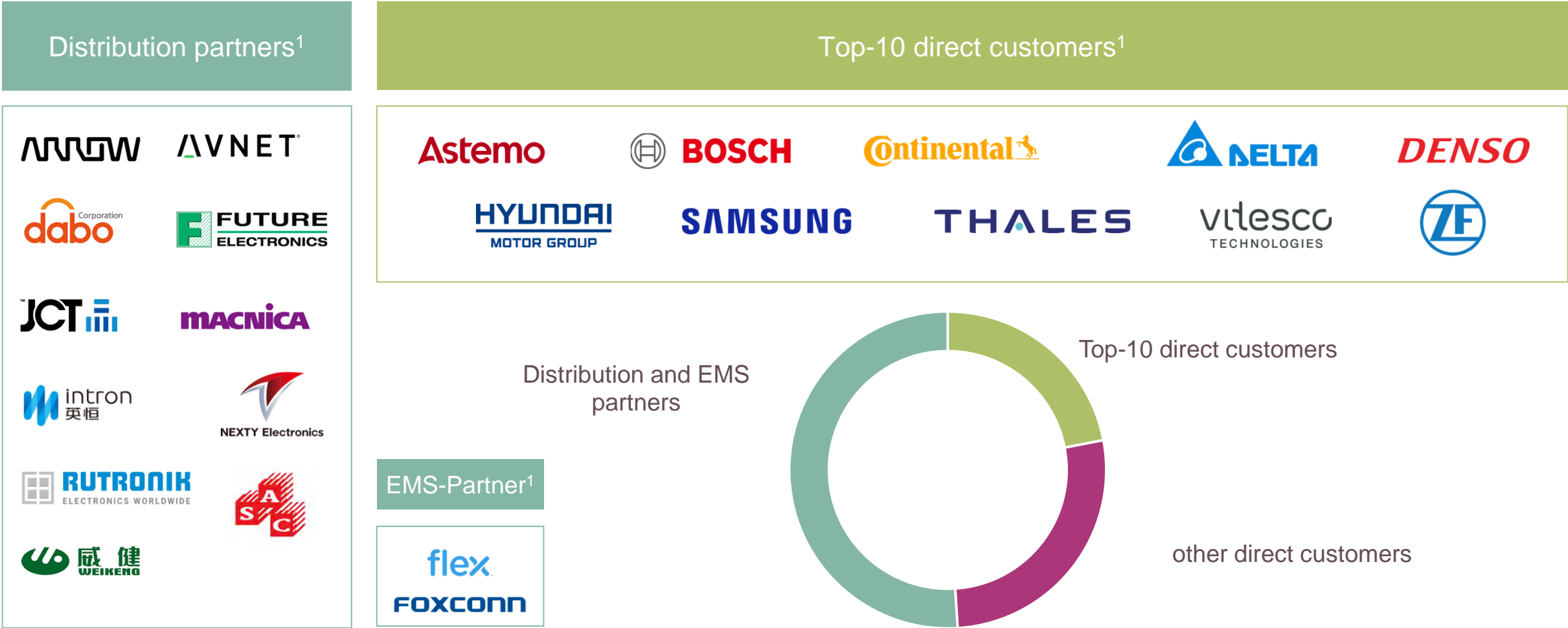
Authentication, automotive, consumer electronics, government identification documents, IoT, Mobile communications, payment systems, ticketing, access control, trusted computing

[EUR m]



Well-balanced customer portfolio

Revenue by sales channel in FY 2022 (no customer represents more than 10% of total sales)



¹ in alphabetical order

Close customer relationships are based on system know-how and application understanding

Automotive



Industrial Power Control



Power & Sensor Systems



Connected Secure Systems



EMS-Partners



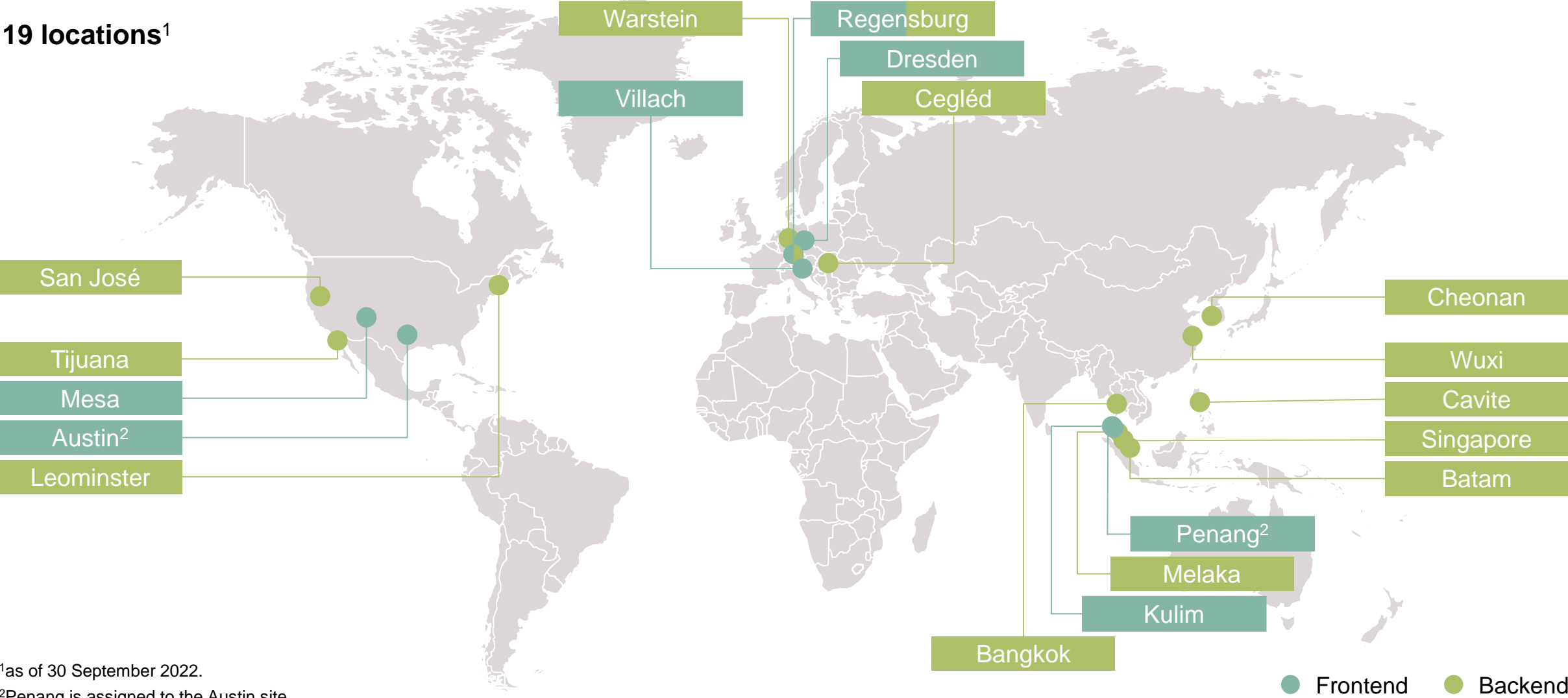
Distribution partners



Infineon is globally positioned with its network of Frontend and Backend manufacturing facilities



19 locations¹



¹as of 30 September 2022.
²Penang is assigned to the Austin site.

Our global Research and Development activities

About 13 percent

of Infineon's annual revenue goes into Research and Development (R&D). In fiscal year 2022, R&D investments amounted to about 1.8 billion euros.

31,250 patents in the overall portfolio

show a high level of innovative strength and long-term competitiveness. In fiscal year 2022 alone, Infineon registered about 1,750 new patents.

Numerous innovative ecosystems

with tech companies, universities and research institutes are of great importance to Infineon.



56¹ sites in 18 countries and regions:

Americas	Richmond (Canada); Andover, Austin, Beaverton, Chandler, Colorado Springs, El Segundo, Hazlet, Irvine, Leominster, Lexington, Lynnwood, Milpitas, San Diego, San José and Warwick (all USA)
Asia Pacific	Bangalore (India); Seoul (Korea); Ipoh, Kulim, Melaka and Penang (all Malaysia); Muntinlupa (Philippines); Singapore
Greater China	Chengdu, Shanghai, Shenzhen, Xi'an (all Mainland China); Hsinchu and Taipei (both Taiwan)
Japan	Tokyo, Nagoya, Sendai (all Japan)
Europe	Herlev (Denmark); Augsburg, Dresden, Duisburg, Erlangen, Langen, Neubiberg, Regensburg and Warstein (all Germany); Le Puy-Sainte-Réparate (France); Bristol and Reigate (both Great Britain); Cork and Dublin (both Ireland); Netanya (Israel); Padua and Pavia (both Italy); Graz, Linz and Villach (all Austria); Bukarest (Rumania); Lviv (Ukraine); Budapest (Hungary)

¹ as of 30 September 2022.

Responsible action, sustainable profitable growth



For further information: [Infineon Sustainability Report 2021](#)

Infineon ranks among the 10 percent¹ most sustainable companies in the world

- › Sustainability at Infineon includes **social, ecological, and economic values**
- › Infineon was one of the first semiconductor companies to voluntarily commit to the **Ten Principles of the UN Global Compact**
- › Infineon meets **global societal challenges** such as climate protection, energy efficiency, and resource management with innovative products
- › Infineon's climate target is to become **carbon-neutral by 2030²**. Emissions are to be cut by 70 percent over the 2019 calendar year³ levels by 2025
- › **External evaluation of the commitment:**
 - MSCI ESG Research rates Infineon with AA for the fourth consecutive year
 - Included in the Dow Jones Sustainability™ World Index for the seventh time in a row
 - Awarded Gold status for six years in a row and in 2022 for the first time Platinum status by EcoVadis

¹ Based on the results of The Sustainability Yearbook 2022 by S&P Global in cooperation with RobecoSam.

² In terms of Infineon's direct and indirect energy- and heat-related emissions (Scope 1 and 2).

³ Including Cypress

Infineon is committed to binding CO₂ reduction targets

1

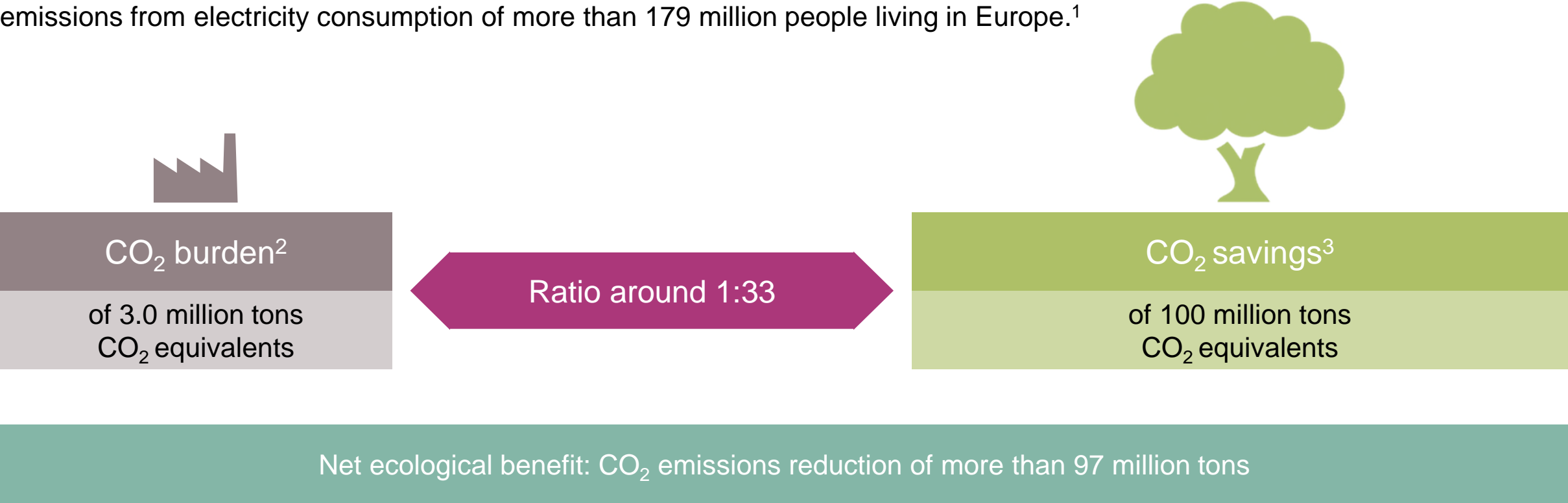
Carbon-neutrality by 2030 – primarily by avoiding emissions

2

Realization of 70 percent of the required savings and compensations by 2025

Corporate Social Responsibility: We create a net ecological benefit

Our products and solutions enable a net ecological benefit, equal to the average annual CO₂ emissions from electricity consumption of more than 179 million people living in Europe.¹



¹ Based on the average electricity consumption of private households in Germany and official energy conversion factors.

² This figure takes into account manufacturing, transportation, own vehicles, travel, supplier specific emissions, water/waste water, direct emissions, energy consumption, waste, etc. as well as direct and indirect energy-related emissions by manufacturing service providers. It is based on data collected internally and publicly available conversion factors and relates to the 2022 fiscal year.

³ This figure is based on internally established criteria, which are described in the explanatory notes. The figure relates to the 2021 calendar year and takes into account the following application areas: automotive electronics, industrial drives, photovoltaic and wind energy. CO₂ savings are calculated based on the potential savings generated by technologies in which semiconductors are used. The CO₂ savings are allocated based on Infineon's market share, semiconductor share, and the lifetime of the technologies concerned, based on internal and external experts' estimations. Despite the fact that carbon footprint calculations are subject to imprecision due to the complex issues involved, the results are nevertheless clear.

Infineon's employees create a better future together

Preethi Baran

Director, Field Sales,
in Livonia



"It's motivating to work with our customers to transform our mobility through innovation, safety and security."

Thomas Wrzesinsky

Maintenance Technician,
in Dresden



"We maintenance technicians keep production moving. I appreciate the teamwork: when everyone pulls together to find the error and to get the equipment running again."

Marcel Kuba

Director, Field Application
Engineering, in Munich



"The acquisition of Cypress enables Infineon now to offer complete best in class system solutions for new automotive applications."

Dr. Pamela Lin

Senior Manager Data Scientist
Analytics, in Singapore



"It's amazing how we use advance data analytics and AI techniques to create intelligent systems for solving complex business problems and driving manufacturing efficiency."

At Infineon, **56,200¹** people from **over 100** countries work together around the world to make life easier, safer, and greener.
For more information, please visit www.infineon.com/career

¹ as of 30 September 2022.

Our competitive advantage: Differentiating as quality leader



Our path

We do what we promise.
That's quality made by Infineon.

Our aspiration

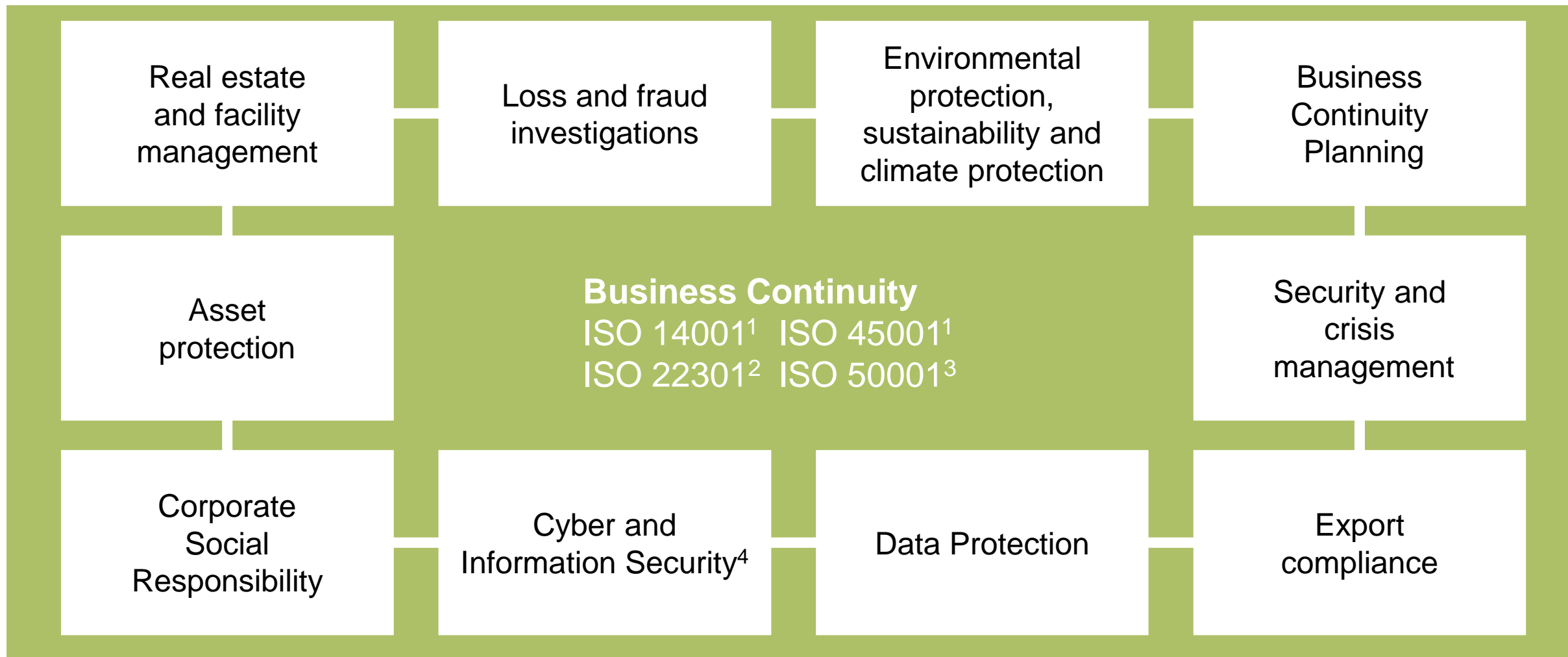
Zero defect regarding the committed

- › functionality
- › reliability
- › time
- › volume and cost

Our foundation

International standards such as ISO 9001,
IATF 16949, AS 9100, IEC 17025, ISO 26262

Business Continuity: Integrated management



¹ ISO 14001/45001 worldwide certification scheme. ² ISO 22301 certified in Villach (Austria) and Dresden (Germany).

³ ISO 50001 certified at largest European manufacturing sites and corporate headquarters Campeon (Germany). ⁴ Different certifications (e.g. TISAX).

Find us on Social Media



www.facebook.com/infineon



www.instagram.com/infineoncareers



<https://www.xing.com/pages/infineon>



www.twitter.com/infineon



www.infineon.com/linkedin



www.youtube.com/c/InfineonTechnologiesAG

Disclaimer

Specific disclaimer for Omdia – part of Informa Tech – reports, data and information referenced in this document:

The Omdia reports, data and information referenced herein (the "Omdia Materials – mostly former IHS Markit Technology Materials") are the copyrighted property of Informa Tech Research Ltd. and its subsidiaries or affiliates (together "Informa Tech") and represent data, research, opinions or viewpoints published by Informa Tech, and are not representations of fact. The Omdia Materials speak as of the original publication date thereof and not as of the date of this document. The information and opinions expressed in the Omdia Materials are subject to change without notice and neither Informa Tech nor, as a consequence, Infineon have any duty or responsibility to update the Omdia Materials or this publication as a result. Omdia Materials are delivered on an "as-is" and "as-available" basis. No representation or warranty, express or implied, is made as to the fairness, accuracy, completeness or correctness of the information, opinions and conclusions contained in the Omdia Materials. To the maximum extent permitted by law, Informa Tech and its affiliates, IHS Markit and its Affiliates and their respective, officers, directors, employees and agents, disclaim any liability (including, without limitation, any liability arising from fault or negligence) as to the accuracy or completeness or use of the Omdia Materials. Informa Tech and/or IHS Markit will not, under any circumstance whatsoever, be liable for any trading, investment, commercial or other decisions based on or made in reliance of the Omdia Materials. The "IHS Markit" brand and logo have been licensed for use by Informa Tech. The "IHS Markit" brand and logo and any third-party trademarks used in the IHS Markit Technology Materials are the sole property of IHS Markit Group or their respective third-party owners.

Specific disclaimer for IHS Markit reports, data and information referenced in this document:

The IHS Markit reports, data and information referenced herein (the "IHS Markit Materials") are the copyrighted property of IHS Markit Ltd. and its subsidiaries ("IHS Markit") and represent data, research, opinions or viewpoints published by IHS Markit, and are not representations of fact. The IHS Markit Materials speak as of the original publication date thereof and not as of the date of this document. The information and opinions expressed in the IHS Markit Materials are subject to change without notice and neither IHS Markit nor, as a consequence, Infineon have any duty or responsibility to update the IHS Markit Materials or this publication. Moreover, while the IHS Markit Materials reproduced herein are from sources considered reliable, the accuracy and completeness thereof are not warranted, nor are the opinions and analyses which are based upon it. IHS Markit and the trademarks used in the Data, if any, are trademarks of IHS Markit. Other trademarks appearing in the IHS Markit Materials are the property of IHS Markit or their respective owners.



Part of your life. Part of tomorrow.