

FINANCIAL INFORMATION

2025



Including the
Consolidated financial statements
and
Report of the Réviseur d'Entreprises
for the financial year ended as at 31 December 2025

CPI FIM SA * Société Anonyme * 40 rue de la Vallée, L2661 Luxembourg

R. C. S. Luxembourg – B 44.996

SUMMARY

Part I.	Management report
Part II.	Declaration letter
Part III.	Consolidated financial statements of the Group
Part IV.	Auditors' Report
Part V.	Statutory financial statements

Management Report as at 31 December 2025

MESSAGE FROM THE MANAGEMENT	6
YEAR 2025 AND POST-CLOSING KEY EVENTS	7
Repurchase of Minority Equity Stake in Poland.....	7
Establishment of Prague landbank joint venture.....	7
Development in Prague	7
Intergroup financing.....	7
Annual general meeting of shareholders	7
Extraordinary General Meeting of Stakeholders	8
Share buy-back programme of the Company	8
MARKET ENVIRONMENT	9
OPERATIONS OF THE GROUP IN 2025	11
Financing of the CPIPG Group	11
PROPERTY PORTFOLIO	12
Total Property Portfolio.....	12
Property Valuation	14
Office	17
Land bank	19
Retail	20
Residential.....	22
Hotels	24
Development	25
FINANCING	27
Cash and cash equivalents	27
Financial liabilities.....	27
RESULTS AND NET ASSETS	28
Income statement	28
Balance sheet.....	29
CORPORATE GOVERNANCE	31
Principles	31
Board of Directors	32
Committees of the Board of Directors	35
Description of internal controls relative to financial information processing	36
Remuneration and benefits	36
Corporate Governance rules and regulations	36

Additional information	40
SHAREHOLDING	43
Share capital and voting rights	43
Shareholder holding structure	43
Authorized capital not issued	43
POTENTIAL RISKS AND OTHER REPORTING REQUIREMENTS	44
Subsequent closing events	44
Other reporting requirements	44
Financial risks exposure	44
Certain subsidiaries may be in breach of loan covenants	44
The Group’s financing arrangements could give rise to additional risk	44
Market risk	45
Credit risk	45
Liquidity risk	46
Capital management	46
Risks associated with real estate and financial markets	46
CORPORATE RESPONSIBILITY	48
Environmental, social and ethical matters	48
Environmental matters	48
Social matters	48
Ethical matters	48
EU TAXONOMY	49
GLOSSARY & DEFINITIONS	56

CPI FIM SA, société anonyme (the “**Company**”) and its subsidiaries (together the “**Group**” or “**CPI FIM**”), is an owner of income-generating real estate primarily in Poland and in the Czech Republic as well as of land bank and development projects. The Company is a subsidiary of CPI Property Group (also “**CPIPG**” and together with its subsidiaries as the “**CPIPG Group**”), which holds 97.31% of the Company shares.

The Company is a joint stock company incorporated for an unlimited term and registered in Luxembourg. The address of its registered office is 40, rue de la Vallée, L-2661 Luxembourg, Grand Duchy of Luxembourg. The trade registry number of the Company is B 44 996.

The Company’s shares registered under ISIN code LU0122624777 are listed on the regulated markets of the Luxembourg Stock Exchange and the Warsaw Stock Exchange.

MESSAGE FROM THE MANAGEMENT

In 2025, the euro area economy faced significant challenges due to mounting trade tensions with the United States. Business sentiment was negatively impacted by the threat of tariffs of up to 30% on EU exports until a political agreement was reached in July 2025, capping tariffs at 15%. This uncertainty weighed on activity in the first half of the year. However, according to the latest projections from the European Commission and the ECB, the euro area ended 2025 with gradually improving momentum. As real incomes recovered, supply conditions normalised, and business sentiment strengthened, activity accelerated in the second half of 2025. Despite this challenging environment, CPI FIM delivered a resilient performance during the period. This was driven by the Group's strong position in office properties and landbank, the stability of our tenants, and our focus on profitable investments.

Total assets decreased by €2,609.1 million (40%) to €3,928.5 million as at 31 December 2025. The EPRA Net Reinstatement Value per share as at 31 December 2025 was €1.28 compared to €1.23 as at 31 December 2024. At the end of 2025, the EPRA Net Disposal Value amounted to €1.19 per share compared to €1.10 at the end of 2024.

The Group achieved an operating profit of €74.3 million in 2025 compared to €18.2 million in 2024. Total net profit was €104.0 million in 2025 compared to €65.6 million in 2024.

In December 2025, the Group established a 50/50 joint venture with Dušan Palcr, a founder of J&T Real Estate, relating to the Bubny land bank in Prague. The joint venture acquired the land at book value and will bring additional capital, expertise and perspective to the long-term goal of realising the huge potential of the Bubny site.

Throughout the year, significant progress was also made in terms of development activities. The Group utilized more than 36,000 sqm of land plots in the Czech Republic. In January 2025, the Group continued with the second phase of the "Kolbenova park" residential development project in Prague 9. In June 2025, the Group launched the first stage of the "Za.hradák" residential project in Prague 10 - Hostivař.

In 2026, the Group will continue to focus on efficient operational performance and the well-being of our tenants and employees.



David Greenbaum,
Managing Director

YEAR 2025 AND POST-CLOSING KEY EVENTS

Repurchase of Minority Equity Stake in Poland

On 10 October 2025, the Group repurchased the 49% common equity stake in its Polish office and retail portfolio from SONA Asset Management ("SONA"). The transaction also simplifies the Group's structure by eliminating a significant joint venture.

Establishment of Prague landbank joint venture

In December 2025, the Group established a 50/50 joint venture with Dušan Palcr, a founder of J&T Real Estate, relating to the Bubny land bank in Prague. The joint venture acquired the land at book value and will bring additional capital, expertise and perspective to the long-term goal of realising the huge potential of the Bubny site.

Development in Prague

The construction of the "Za.hradčák" residential project began in June 2025. The project is situated on a brownfield site located in Hostivař, Prague 10. It is surrounded by the streets Pražská, Strašnická and U Průseku. The development will contain 16 apartment buildings with almost 1,000 apartments in total. The development will be divided into five phases.

The second phase of the "Kolben Park" project was launched in January 2025. This phase includes two residential buildings: Building F will provide 155 apartments ranging from 1+kk to 5+kk and Building D will provide 117 apartments ranging from 1+kk to 4+kk. Most units will have balconies or terraces. Residents will benefit from dedicated storage rooms for bicycles and prams, ground-floor retail spaces, and landscaped communal areas. The residential neighbourhood is situated near the Vysočanská station on the Prague's B metro line.

Intra-group financing

Resulting from the Company's integration into the CPIPG Group in 2016, one of its roles is to function as an intra-group financing vehicle to the entities within the CPIPG Group. As at 31 December 2025, the outstanding balance of the provided loans to the CPIPG Group amounted to €1,309.4 million (31 Dec 2024: €3,710.2 million). However, the Company was informed in March 2026 that the parent company CPIPG will implement changes to the intra-group financing structure. During the first half of 2026, all or substantially all of the intra-group loans provided by the Company to the CPIPG Group are expected to be repaid. As a result, the Company will cease to provide loans to entities within the CPIPG Group.

Annual general meeting of shareholders

The annual general meeting of shareholders of the Company was held on 29 May 2025 in Luxembourg (the "AGM"), with approximately 97.31% of the voting rights present or represented.

The AGM approved the statutory annual accounts and consolidated annual accounts for the financial year ending 31 December 2024, as well as the allocation of financial results for the financial year ending 31 December 2024.

The AGM further granted a discharge to the members of the Company's Board of Directors as well as to the approved auditor of the Company for the performance of their duties during the financial year ending 31 December 2024.

The AGM also resolved to re-appoint the following persons as members of the Company's Board of Directors until the annual general meeting to be held in 2026: Anita Dubost, David Greenbaum, Edward Hughes and Alfred Brandner whose previous appointment by cooptation the Annual Meeting confirmed.

The AGM re-elected David Greenbaum and Pavel Měchura to serve as Managing Directors (*délégué à la gestion journalière*) of the Company.

The AGM also re-appointed Ernst & Young S.A., Luxembourg as the approved auditor of the Company until the annual general meeting to be held in 2026.

Extraordinary General Meeting of Stakeholders

On 22 December 2025, the extraordinary general meeting (the “EGM”) of the Company was held in Luxembourg, with approximately 97.51% of voting rights present or represented.

The EGM approved the introduction of a new authorized share capital and to set it to an amount of forty million Euros (EUR 40,000,000) for a period of five (5) years from the date of the EGM. The EGM resolved to grant to the board of directors of the Company all powers for a period of 5 years from the date of the EGM in order to carry out capital increases within the framework of this authorized share capital under the conditions and methods it will set with the possibility to cancel or limit any preferential subscription right of the shareholders on the issue of new shares to be issued within the framework of this authorized share capital.

The EGM also resolved to amend the Company’s corporate object by adding two new paragraphs to the existing object clause of the Company, now permitting to the Company to, among other things, grant any assistance, loan, advance or guarantee to companies in which it has a participation or in which it has a direct or indirect interest.

In addition, the EGM resolved to approve a full restatement of the Company’s articles of association in order to, among others things, reflect the points above, reclassify one billion existing registered shares of the Company which are not listed (and are all held by CPIPG) into category B shares having the rights and obligations set forth in the restated articles of association of the Company (the "B Shares" and the "Reclassification", respectively), increase the size of the board of directors of the Company to seven (7) members and increase the quorum and majority rules for shareholders meetings.

Finally, the EGM resolved to appoint (1) CPI Director A, a.s. (represented by Zdeněk Havelka); (2) CPI Director B, a.s. (represented by Pavel Měchura); and (3) CPI Director C, a.s. (represented by Jan Kratina), to the board of directors, with immediate effect and until the annual general meeting of shareholders to be held in 2031 concerning the approval of the annual accounts of the Company for the financial year ending on 31 December 2030.

Share buy-back programme of the Company

On 22 December 2025, the EGM also resolved to modify, renew and replace the existing share buy-back programme of the Company enabling the redemption of Company’s own shares, and authorized the board of directors to repurchase, in one or several steps, under the conditions set forth in the buy back programme and applicable law, a maximum number of 500,000,000 shares in the Company from the existing and/or future shareholders of the Company, for a purchase price comprised in the range between one eurocent (EUR 0.01-) and one euro (EUR 1.-), for a period of five (5) years from the date of the EGM.

MARKET ENVIRONMENT

Global macro-economic conditions

Czech Republic¹

The Czech Republic is also expected to see a gradual improvement in economic conditions. GDP growth is forecast to remain healthy with 2.4% in 2025 to around 1.9% in 2026, supported by stabilising external demand and a continued recovery in domestic consumption. Inflation is projected to remain anchored near 2.1%, close to the Czech National Bank's target, while the unemployment rate is expected to remain among the lowest in the EU at around 3%. Public debt remains modest at 44% of GDP, providing ample fiscal space relative to the EU average of 88%.

Poland²

Economic growth in Poland is forecast to remain the strongest among the Group's core CEE markets. After expanding by 3.4% in 2025, the Polish economy is projected to grow by around 3.5% in 2026, driven by robust private consumption, rising real wages, and continued absorption of EU structural funds. Inflation is expected to ease to around 2.9%, supporting household purchasing power, while unemployment remains exceptionally low at approximately 3.2%, well below the EU average of around 6%.

Selected market focus

Warsaw office market³

The Warsaw office market demonstrated strong performance in 2025, with total modern office stock reaching 6.2 million a decline due to limited new deliveries and existing stock taken out for conversion into alternative usages. New supply was severely limited, with only around 88,700 m² delivered across the full year (the vast majority in H1) and zero new completions in Q4 2025. Around 202,000 m² remains under construction or in major modernisation across 10 buildings, with forecast completions of only 78,000 m² in 2026.

Demand for office space with full-year total take-up reaching 794,100 m² (up 7% year-on-year) and Q4 recording nearly 310,000 m², the highest quarterly result ever. Renegotiations accounted for 51% of full-year activity, new leases for 41%, and expansions for 6%. Vacancy rates declined significantly, falling to 9.1% at year-end from 10.8% at mid-year, down 1.5 percentage points year-on-year. Central zones reached particularly tight conditions at just 6.1%, while non-central areas stood at 11.6%. Total vacant space fell to 564,700 m².

Rents showed an upward trend, with prime headline rents reaching a new high of €27.75/m²/month (up 1.3% year-on-year). The average rent also increased to €21.70/m²/month (up 3.2% year-on-year). Prime yields stood at 6.00%, unchanged year-on-year. Investment activity was healthy, with office investment volume in Warsaw totalling €739 million in Q4 2025, and €1.4 billion on a rolling twelve-month basis.

Polish retail market⁴

Poland remains the largest and most developed retail market in Central and Eastern Europe. This is supported by a strong consumer base and steady economic activity. By Q3 2025, the country's modern retail stock reached 17.3 million m², maintaining Poland's leading position within the region.

¹ Sources: Trading Economics, European Commission and Eurostat

² Sources: Trading Economics, European Commission and Eurostat

³ Source: PINK, Savills and CBRE

⁴ Source: Cushman & Wakefield, Colliers and CBRE

Shopping centre density stood at approximately 279 m² per 1,000 inhabitants, remaining below the EU average of around 355 m². This indicates continued room for growth, particularly in secondary cities where retail provision is less saturated.

Development activity was dominated by retail parks, reflecting shifting consumer preferences and the resilience of value-oriented formats. Poland accounted for 47% of all retail park space under construction across CEE, confirming its role as the primary driver of regional pipeline activity.

Demand conditions remained favourable. Retail sales grew by 4.4%, outperforming most neighbouring markets and supported by stabilising inflation and rising real incomes. Strong consumer fundamentals translated into sustained footfall and leasing activity across modern retail assets.

Rental dynamics strengthened through 2025. Prime shopping centre rents increased by 23% year-on-year, while prime retail park rents rose by 22%, both among the highest growth rates in the region. Limited new supply in core locations and robust occupier demand continued to support positive rental trends.

Investment activity recovered alongside the broader CEE market. Poland contributed substantially to the regional investment volume, supported by resilient operational performance and attractive yields. Selected transactions already indicated early signs of yield compression, reflecting renewed investor confidence in the sector.

OPERATIONS OF THE GROUP IN 2025

The Group is engaged in financing of entities within the CPIPG Group and also holds and operates a significant property portfolio.

Financing of the CPIPG Group

The Group acts as an internal financing entity within the CPIPG Group and shall finance the real estate companies (SPVs) by intra-group loans. In order to fund the intra-group loans, CPIPG raises external financing and provides these funds to CPI FIM. Subsequently, CPI FIM provides the funds in a form of loans to the respective SPVs.

During 2025, the Group continued to provide the equity loans to other entities within the CPIPG Group.

The Group generated interest income of €194.1 million in 2025, which represents a decrease by €40.9 million, compared to 2024.

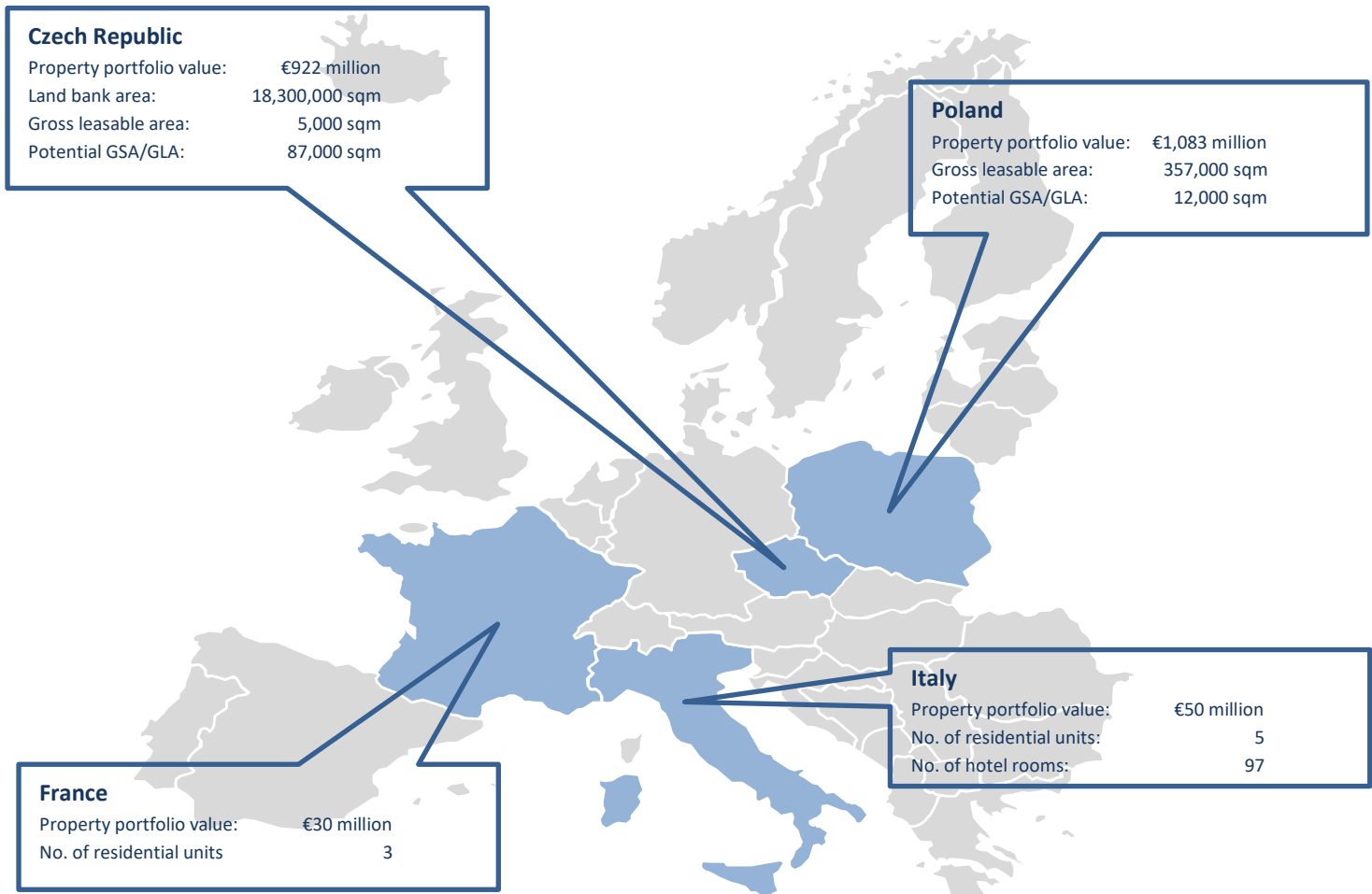
As at 31 December 2025, the Group provided loans to related parties in the amount of €1,309.4 million, which represents a decrease by €2,400.8 million compared to 31 December 2024. As at 31 December 2025, the loans provided in the amount of €480.0 million and €829.5 million were classified as current and non-current, respectively.

The Company was informed in March 2026 that the parent company CPIPG will implement changes to the intra-group financing structure. During the first half of 2026, all or substantially all of the intra-group loans provided by the Company to the CPIPG Group are expected to be repaid. As a result, the Company will cease to provide loans to entities within the CPIPG Group.

PROPERTY PORTFOLIO

Total Property Portfolio

The Group concentrates on long-term investments and real-estate leases, primarily in the Central European region. The Group owns rental income-generating properties mainly in the office and retail segment but is also focused on an extensive portfolio of land plots in the Czech Republic. Additionally, the Group has some development projects.



The property portfolio of the Group is reported on the balance sheet under the following positions:

- Investment property
- Property, plant and equipment
- Inventories
- Assets held for sale
- Equity accounted investees

“Investment property” consists of rental properties, investment property under development and land bank. Investment property under development represents projects currently in progress, which will be reclassified by the Group as rental properties after completion. Land bank represents properties held for development and/or capital appreciation.

“Property, plant and equipment” comprises hotel properties or advances paid for construction works on the projects.

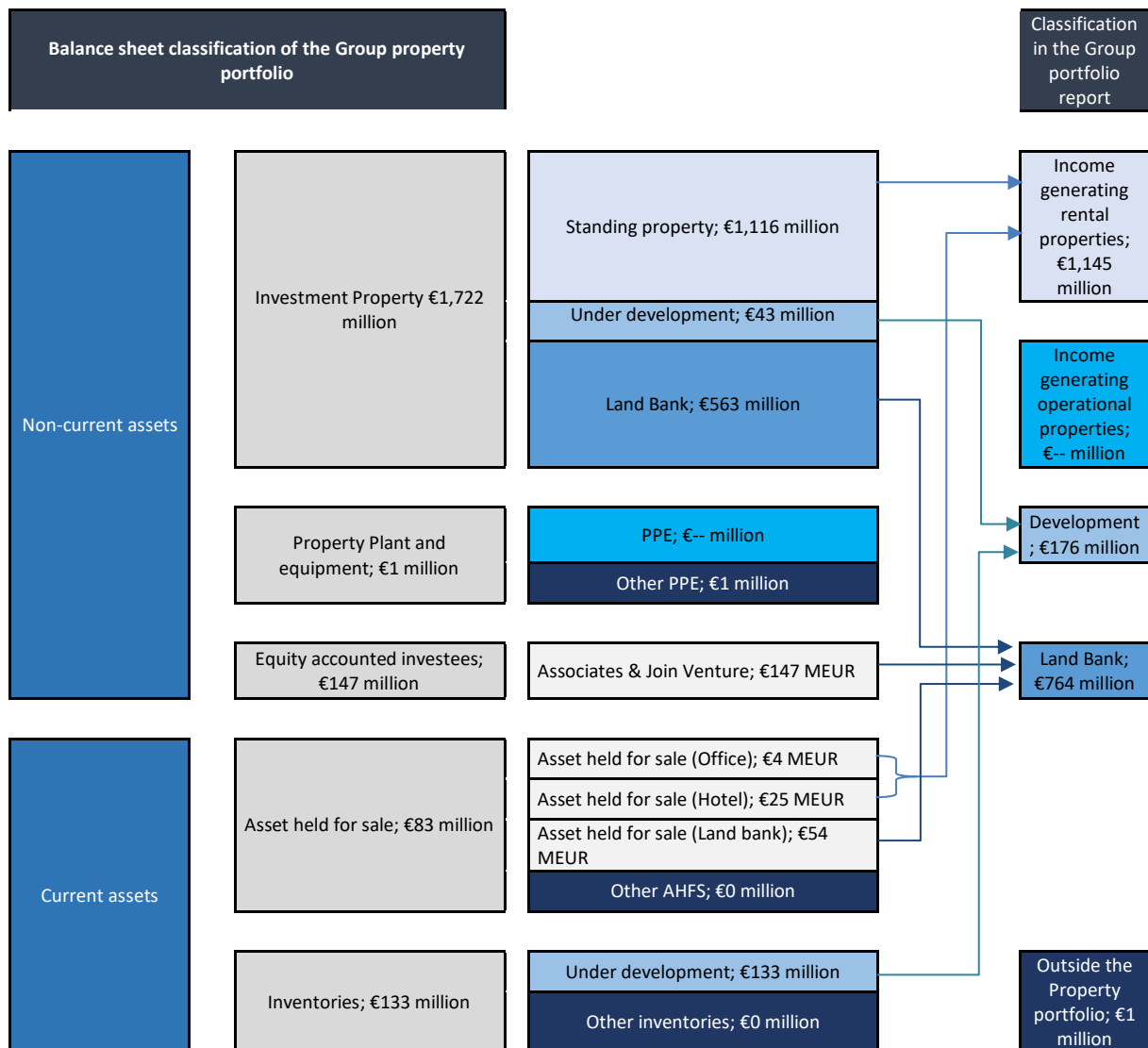
“Inventories” comprise properties that are under development or have been finished and are intended for a future sale in the ordinary course of business.

“Assets held for sale” consist of properties presented in accordance with IFRS 5 “Non-current Assets Held for Sale and Discontinued Operations” which are to be sold due to the intention of the management.

“Equity accounted investees” (Associates & JV) are entities in which the Group has significant influence, but not control or joint control, over the financial and operating policies. Interests in associates and joint venture are accounted for using the equity method (equity accounted investees) and are recognised initially at cost.

The property portfolio report covers all properties held by the Group, independent of the balance sheet classification. These properties are reported as income-generating properties (generating rental income or income from operations), development projects (investment property projects under development and inventories) or landbank.

The following chart reconciles the property assets of the Group as reported on the balance sheet as at 31 December 2025 with the presentation in our portfolio report:



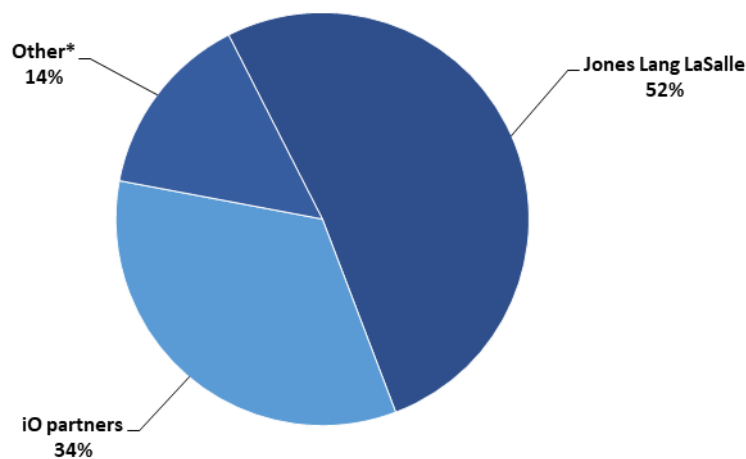
Property Valuation

The consolidated financial statements of the Group as at 31 December 2025 were prepared in compliance with International Financial Reporting Standards (IFRS) as adopted by the European Union, which include the application of the fair value method. Since the Investment properties owned by the Group must be stated at fair value, the annual valuation of these properties by independent experts is recommended.

The property portfolio valuation as at 31 December 2025 is based on reports issued by:

- Jones Lang LaSalle (further “JLL”). JLL is a financial and professional services company that specialises in real estate services and investment management. JLL has 300 offices and with more than 112,000 employees and serve the local, regional and global real estate needs of their clients.
- iO partner (further “iO”). iO is a JLL Preferred Partner with over 30 years of experience in the CEE markets. Backed by JLL, iO serves corporate clients and investors in the areas of Leasing solutions, real estate investment and advisory services.
- Colliers is a leading diversified professional services and investment management company. Colliers operates in 70 countries and draws on the expertise of over 24,000 professionals working collaboratively to provide expert real estate and investment advice to clients.
- CBRE is a commercial real estate services and investment firm. It is the largest company of its kind in the world. It is based in Dallas, Texas and operates in over 500 offices worldwide and serves clients in more than 100 countries, employing more than 140,000 global professionals.
- RSM in CZ&SK (also “RSM”). RSM is part of the sixth largest network of professional firms RSM International. RSM International operates in 120 countries, has over 900 offices and more than 65,000 professionals. RMS provides clients with services in the field of mergers & acquisitions, valuations, tax, trustee services, accounting and payroll.

Property portfolio by valuator



**Colliers, CBRE, RMS CZ&SK, A&JV, internal*

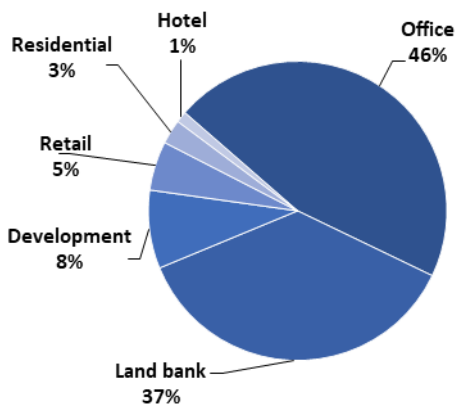
The following table shows the carrying value of the Group’s property portfolio as at 31 December 2025 and 31 December 2024:

PROPERTY PORTFOLIO as at												Land bank	PP value	PP value
31 December 2025	No of properties	No. of units	No. of hotel rooms	GLA thousand sqm	Office € million	Residential € million	Develop. € million	Hotel € million	Retail € million		€ million	€ million	%	
Poland	14	--	--	357	949	--	30	--	104		0.2	1,083	52%	
Czech Republic	7	--	--	5	5	--	146	--	7		764	922	44%	
Italy	1	5	97	--	--	25	--	25	--	--	--	50	2%	
France	--	3	--	--	--	30	--	--	--	--	--	30	1%	
The GROUP	22	8	97	362	954	55	176	25	111		764	2,085	100%	

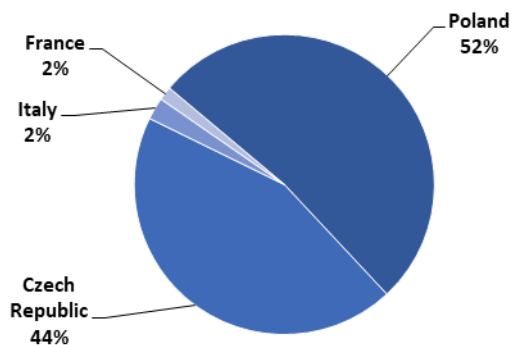
PROPERTY PORTFOLIO as at												Land bank	PP value	PP value
31 December 2024	No of properties	No. of units	No. of hotel rooms	GLA thousand sqm	Office € million	Residential € million	Develop. € million	Hotel € million	Retail € million		€ million	€ million	%	
Poland	14	--	--	357	954	--	33	--	103		0.4	1,090	50%	
Czech Republic	6	--	--	5	5	--	49	--	7		942	1,003	46%	
Italy	1	5	97	--	--	25	--	25	--	--	--	50	3%	
France	--	2	--	--	--	26	--	--	--	--	--	26	1%	
The GROUP	21	7	97	362	959	51	82	25	110		942	2,169	100%	

The Group’s property value totals €2,085 million as at 31 December 2025 (31 Dec 2024: €2,169 million), of which 83% is represented by landbank and office. The majority of the Group’s property portfolio is located in Poland with 52% and the Czech Republic with 44%, followed by Italy with 2% and France with 2%.

Property portfolio by segment

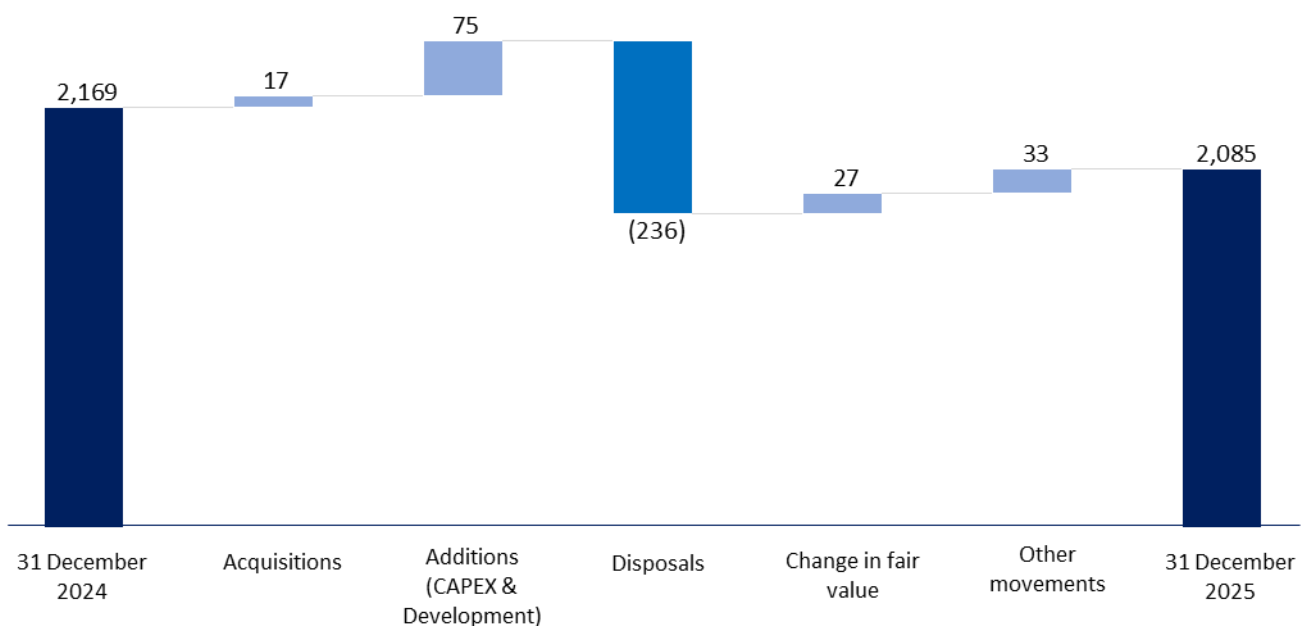


Property portfolio by country



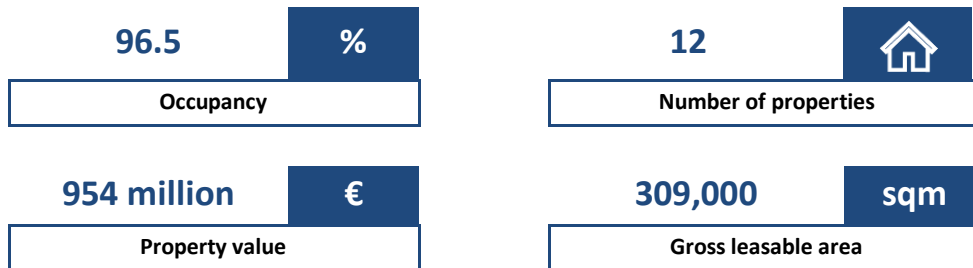
In 2025, the total net change of €84 million in the portfolio value was mainly attributable to the following:

- Acquisitions of €17 million, relating to the Czech land bank and a residential property in France;
- Disposals of €236 million, mainly comprising the sale of the Bubny land plot to JV (50%), the sale of the apartments in Prague (the “Kolben Park”), and the sale of two land plots in Brno to other entity within the CPIPG Group;
- Additions of €75 million, mainly spent on the residential development in the Czech Republic (Prague and Brno) and within the Warsaw office portfolio;
- Change in fair value of €27 million, represented primarily by positive revaluation of the Czech land bank portfolio, partially offset by negative revaluation of Warsaw offices;
- Other movemets of €33 million.



Office

Key Figures – December 2025



The office portfolio represents an important segment of investment activities of the Group. As at 31 December 2025, the Group owns buildings in Poland and in the Czech Republic.

In June 2024, the Group acquired eight office properties in Warsaw from Czech Property Investments, a.s. (CPIPG’s subsidiary), one of them was subsequently reclassified to the Development segment as at 31 December 2024.

OFFICE 31 December 2025	N° of properties	PP value € million	PP value %	GLA thds. sqm	Occupancy %	Rent per sqm €	Outstanding financing € million
Poland	11	949	99.5%	307	96.5%	17.1	286
Czech Republic	1	5	0.5%	2	92.8%	11.2	--
The GROUP	12	954	100%	309	96.5%	17.0	286

OFFICE 31 December 2024	N° of properties	PP value € million	PP value %	GLA thds. sqm	Occupancy %	Rent per sqm €	Outstanding financing € million
Poland	11	954	99.5%	307	95.7%	16.8	286
Czech Republic	1	5	0.5%	2	92.8%	11.1	--
The GROUP	12	959	100%	309	95.7%	16.8	286

- **Eurocentrum Office, Warsaw**

Eurocentrum Office has the highest LEED certification level, i.e.PLATINUM and offers over 85,000 sqm of lettable space. Eurocentrum Office is a modern office building with many environmentally friendly solutions, for example: rainwater is used for flushing toilets and watering greenery in the atrium - savings in drinking water consumption; savings in electricity consumption for general building systems; reducing the heat island effect by using a highly light-reflecting roof membrane, etc.



Furthermore, Eurocentrum has 1,500 sqm atrium with natural vegetation, a wide range of shops and restaurants, excellent access to daylight as a result of large glazing areas, fresh air exchange process well above average, office space is not overheated in the summer and amenities dedicated to persons using alternative means of transportation: parking spaces for bicycles (over 200 parking places), changing rooms and showers and 22 charging stations for electric cars. In 2016, a sky apiary was created on the roof of the Eurocentrum office building.

- **Warsaw Financial Center, Warsaw**

Warsaw Financial Center, one of Warsaw’s most prestigious skyscrapers (LEED Gold), was completed in 1998 and offers almost 50,000 sqm of grade A office space across 32 floors. It was designed by the American architects Kohn Pedersen Fox Associates in cooperation with A. Epstein & Sons International. Warsaw Financial Center has a very good location. WFC is only 0.6 km from Warsaw Central Railway Station, 8.3 km from Warsaw Chopin International Airport and 39.3 km from



Warsaw

Modlin

Airport.

Warsaw Financial Center is a 32-story high skyscraper with sixteen elevators, open space offices with colorful walls, huge Marilyn Monroe prints, and comfortable sofas for creative brainstorming, and classic timeless interiors in understated hues that support the uniqueness of the building. The first six floors of the building provide 350 parking spaces for cars and bicycles at all times of the day.

Currently, WFC ranks among the most prestigious high-rise buildings in Poland. Top Polish and international corporations have been attracted by its outstanding quality (Freedom24, EPC Network, BEC Financial Technologies, Bloomberg and Kompania Piwowarska).

- **Equator IV Offices, Warsaw**

Equator IV Offices was constructed in 2018 and has a modern A-class specification (BREEAM Very Good). It has 16 above-ground and 4 underground levels with 226 car parking spaces. The property consists of a freestanding office building with over 21,000 sqm of lettable space on a plot of land with a total area of 2,900 sqm.



Property is located in Warsaw within the Ochota district, in a distance of ca. 3 km to the Palace of Culture and Science, considered as a central point of Warsaw. The office building is situated at the main east-west arterial road in Warsaw – Al. Jerozolimskie within a third largest office district in Warsaw– “Jerozolimskie corridor”. The area is a recognized office location providing direct access and reasonable distance to the city centre as well as convenient access to the Warsaw ring road.

- **Equator I Offices, Warsaw**

The property is located in Warsaw, in Ochota district, not far from Wola and Śródmieście districts which are constituting central office zone. The property is situated along Jerozolimskie Ave., the city’s arterial road leading from the city centre in western direction. The subject location, called “Jerozolimskie Corridor”, is one of the most recognized non-central office destinations in Warsaw, with over 760,000 sqm of office space. Property was completed in 2008 and offers almost 20,000 sqm.



Land bank

Key Figures – December 2025

764 million	€	18,300,000	sqm
Property value		Total area	

Land bank is comprised of an extensive portfolio of land plots primarily in the Czech Republic. These plots offer opportunities for future development, supported by ongoing infrastructure improvements and urban expansion. Out of the total plots area, approximately 14.8% are with zoning.

LAND BANK 31 December 2025	Total area	Area with zoning	Area without zoning	PP value	PP value	Outstanding financing
	thds. sqm	thds. Sqm	thds. Sqm	€ million	%	€ million
Czech Republic	18,300	2,715	15,585	764	99.9%	1
Poland	--	--	--	0.2	0.1%	--
THE GROUP	18,300	2,715	15,585	764	100%	1

LAND BANK 31 December 2024	Total area	Area with zoning	Area without zoning	PP value	PP value	Outstanding financing
	thds. sqm	thds. Sqm	thds. Sqm	€ million	%	€ million
Czech Republic	18,234	2,949	15,285	942	99.9%	--
Poland	14	14	--	0.4	0.1%	--
THE GROUP	18,248	2,963	15,285	942	100%	--

The landbank portfolio includes:

- **Nová Zbrojovka** in Brno with over 213,000 sqm that will be used for mixed development (Commercial & Residential).
- **Land plot Vysočany** of 12,000 sqm. It is located directly opposite the Fénix shopping centre. There are excellent transport links nearby, including metro line B, a bus station and a tram stop (Vysočanská). The plot is zoned for mixed-use development (Residential & Commercial).
- **Krásné Březno** in Ústí nad Labem amounting to around 97,000 sqm which is zoned and prepared for retail development. Additionally, the project has a valid Environmental Impact Assessment.
- **Řitka** plot with over 399,000 sqm is mainly surrounded by residential areas, forests and fields. A territorial study for the Jižní Stráně zone provides for 201 plots for family homes and six plots for public amenities. The remainder of the land is allocated for greenery, roads and utilities. Planning is well advanced, with a building permit for roads and infrastructure expected shortly.
- **Chabařovice** plots situated at the edge of Ústí nad Labem with almost 297,000 sqm. The site is zoned for industrial development under the current master plan and the permitting process for the industrial park is underway.

In 2025, the Group extended its land plots area in the Czech Republic by 313,000 sqm. On the other hand, the Group sold more than 214,000 sqm of land plots in Prague, the capital city of the Czech Republic and about 14,000 sqm of land plots in Poland. The Group's land plots in Prague 9 - Vysočany (more than 12,000 sqm), in Prague 10/15 – Záběhllice/Hostivař (more than 15,500 sqm) and in Brno – Nová Zbrojovka complex (almost 8,000 sqm) have been utilized for development construction.

Retail

Key Figures – December 2025

111 million €
 Property value

4 
 Number of properties

53,000 sqm
 Gross leasable area

In June 2024, the Group acquired two shopping centres in Elbląg and Lublin, Poland, from Czech Property Investments, a.s. (CPIPG's subsidiary). In July 2024, the Group completed the development of the Tesla showroom in Brno. In total, these buildings offer approximately 52 thousand sqm of retail area.

RETAIL 31 December 2025		N° of properties	PP value € million	PP value %	GLA thds. sqm	Occupancy %	Rent per sqm €	Outstanding financing € million
Poland	2	104	94%	50	99.1%	15.6	--	
Czech Republic	2	7	6%	3	100%	14.1	3	
The GROUP	4	111	100%	53	99.1%	15.5	3	

RETAIL 31 December 2024		N° of properties	PP value € million	PP value %	GLA thds. sqm	Occupancy %	Rent per sqm* €	Outstanding financing € million
Poland	2	103	94%	50	99.1%	15.7	--	
Czech Republic	2	7	6%	3	100%	13.7	3	
The GROUP	4	110	100%	53	99.2%	15.6	3	

*Restated

- **Shopping center Ogrody**

Ogrody is the largest multifunctional shopping centre in the entire region surrounding the city of Elbląg. It has been operating in its current form since 2015. Its catchment area covers the city of Elbląg and the area of the former Elbląskie province, while at the same time catering to customers from the Kaliningrad Oblast. The carefully selected tenant mix (in excess of 110 retail and service outlets) has been tailored to the budgets and demands of all customers. A modernized food court with an additional 200 seats for customers was opened at the end of 2019. A convenient location, easy access, and a three-storey car park are factors which increase the centre's footfall.



- **Galerie Orkana, Lublin**

Galeria Orkana is located to the south-west of the centre of Lublin, at the junction of Orkana and Zwycięska streets, close to Kraśnicka Street, which provides access to the S19 express road. The property is easily accessible by public transport, with bus and trolleybus stops in the vicinity. There are approximately 38 shops spread over two floors.



- **Tesla showroom, Brno**

The property is located on the northern access road to Zbrojovka Brno and offers an internal showroom, office space and service facilities. The facade is made of sandwich panels with insulation, the property has a flat roof and double-glazed opening windows. It has also an external car park with 100 parking spaces.



Residential

Key Figures – December 2025



The Group currently owns 8 residential units. Three of them are located in the district of Saint-Anne and Mont Boron in France. A building with five residential units is located on Piazza della Pigna in Rome, Italy.

RESIDENTIAL 31 December 2025	PP value € million	PP value %	Occupancy* %	No. of units	No. of rented units	Outstanding financing € million
France	30	55%	0%	3	--	21
Italy	25	45%	0%	5	--	--
The GROUP	55	100%	0%	8	--	21

* Occupancy based on rented units

RESIDENTIAL 31 December 2024	PP value € million	PP value %	Occupancy* %	No. of units	No. of rented units	Outstanding financing € million
France	26	51%	0%	2	--	21
Italy	25	49%	0%	5	--	--
The GROUP	51	100%	0%	7	--	21

* Occupancy based on rented units

- **Villa Lou Paradou**

Neo provençal style villa dating from the 1970's is exposed to the SouthWest side and it is used as residential accommodation. It consists of a walkup basement, a ground floor with an adjoining service house (studio) below the main house and a swimming pool. There is also a horse stable at the entrance of the property.



- **Villa Mas Du Figuer**

The property consists of a residential complex comprising two buildings connected by a wall and an interior doorway. The East Building has two bedrooms, a living room, a kitchen, a bathroom and a shower room, while the West Building has one bedroom with an en-suite bathroom, a boiler room and an open and covered garage area. There is also a guest house (comprised of 4 bedrooms and a guard house) and a gym. The outside facilities include two swimming pools and a tennis court.



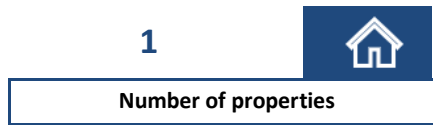
- **Residential property Piazza della Pigna**

The sixteenth-century building has five above-ground floors, a warehouse and car parking on the underground level, and a winter garden on the ground floor. The rooms are arranged around a staircase that connects the five floors, all decorated with high quality finishes and exquisite marble and wood inlays.



Hotels

Key Figures – December 2025



In 2021, the Group acquired the Acaya resort in Puglia, Italy.

HOTELS 31 December 2025	No. of properties	No. of rooms	PP value € million	PP value %	Outstanding financing € million
Italy	1	97	25	100%	--
The GROUP	1	97	25	100%	--

HOTELS 31 December 2024	No. of properties	No. of rooms	PP value € million	PP value %	Outstanding financing € million
Italy	1	97	25	100%	--
The GROUP	1	97	25	100%	--

- Hotel Acaya**

The Acaya resort is surrounded by the natural oasis of Le Cesine, with its extraordinary biodiversity, and is located less than five kilometres from the Adriatic Sea. It offers 97 rooms and suites, an 18-hole golf course, a football pitch, an extraordinary 1,200 sqm spa, indoor and outdoor pools.



Development

Key Figures – December 2025



The **“Za.hradčák” project** will comprise 16 buildings with approximately 1,000 apartments. The first stage will consist of three buildings containing a total of 281 apartments, ranging from 1+kk to 4+kk, including duplexes. Most of the apartments have a balcony, terrace or front garden. Parking spaces and cellar storage are also available. “Zahradní město” district location in Prague offers excellent transport links and access to public transport, as well as complete civic amenities. The complex will feature children’s playgrounds, sports facilities, a workout zone, and extensive green spaces, including over 100 trees and thousands of ornamental plants. Rainwater will be collected in tanks at each house and used for ecological irrigation.

DEVELOPMENT 31 December 2025	N° of properties	Potential GSA/GLA thds. sqm	Development € million	Development %	Outstanding financing € million
Czech Republic	4	87	146	83%	22
Poland	1	12	30	17%	--
THE GROUP	5	99	176	100%	22

DEVELOPMENT 31 December 2024	N° of properties	Potential GSA/GLA thds. sqm	Development € million	Development %	Outstanding financing € million
Czech Republic	3	39	49	60%	--
Poland	1	12	33	40%	--
THE GROUP	4	51	82	100%	--

During the second half of 2022, the Group started the development **project “Kolbenova park”** in Prague 9 - Vysočany. The project is divided into four phases. Phase 1 was successfully completed in the third quarter of 2024. Phase 2 begun in January 2025. In total, the project will comprise seven residential buildings with approximately 1,000 modern apartments, ranging from small studio apartments to large 3-bedroom apartments. Most apartments will have a balcony, terrace or green terrace, a reserved parking space and basement storage.

The **“Žižkovské zahrady” development project** was started in July 2024, located on the edge of the Vítkov park, and it will offer more than 200 premium apartments with a unique view of Prague. Each apartment will have a landscaped terrace, balcony or loggia. Facilities will include a reception area, buggy storage and a bicycle room with washing facilities for bicycles and pets. The project incorporates many ecological features such as charging points for electric vehicles, underground parking, outdoor blinds, recuperation systems and water storage for irrigation, all of which complement the high standards of Energy Class B. The completion is scheduled for the end of 2026.

The Nová Zbrojovka project is transforming a former industrial area in Brno into a modern urban district. The project combines living, working, culture and nature. The 22.5 ha complex will provide over 2,500 apartments, 230,000 sqm of offices and 35,000 sqm of commercial space. The project has achieved BREEAM Communities certification thanks to its blue-green infrastructure and solar photovoltaics. The neighbourhood will include schools, kindergartens, a cultural centre, a multi-functional square, a waterfront park, transport links including cycle paths and public transport. The project is divided into several phases. In 2024, two office projects were sold to other entities within the CPIPG Group and in the first half of 2025, two residential projects were also sold to entities within the CPIPG Group.

During 2024, Prosta 69, the Warsaw office building has been reclassified to the Development segment, due to a planned redevelopment of the building.

FINANCING

Cash and cash equivalents

As at 31 December 2025, cash and cash equivalents consist of cash at bank of €159.8 million (2024: €163.4 million).

Financial liabilities

Financial debts amount to €1,793.5 million, including mainly loans from CPIPG.

Compared to 31 December 2024, non-current financial debts decreased due to decrease of loans in CPI FIM related to CPI PROPERTY GROUP S.A. amounting €2,251.1 million and decrease in loans in Polish entities of €20.5 million. Current financial debts decreased mainly due to loans from CPI PROPERTY GROUP S.A. by €174.8 million and loans from Czech Property Investments, a.s. by €11.9 million. Furthermore, due to the planned changes in the intra-Group financing structure, loans provided that were repaid in the first quarter of 2026 amounting €856.1 million were reclassified from non-current to current, which caused an overall increase of current financial debts.

RESULTS AND NET ASSETS

Income statement

Income statement for the year ended 31 December 2025 is as follows:

	12 month period ended	
	31 December 2025	31 December 2024
Gross rental income	74,737	56,385
Service charge and other income	37,047	33,530
Cost of service and other charges	(34,451)	(30,782)
Property operating expenses	(14,486)	(12,158)
Net service and rental income	62,847	46,975
Development sales	11,727	57,750
Cost of goods sold	(7,264)	(56,405)
Development operating expenses	(81)	-
Net development income	4,382	1,345
Hotel revenue	1,325	-
Hotel operating expenses	(231)	-
Net hotel income	1,094	-
Revenue from other business operations	-	-
Related operating expenses	-	-
Net income from other business operations	-	-
Total revenues	124,836	147,665
Total direct business operating expenses	(56,513)	(99,345)
Net business income	68,323	48,320
Net valuation gain/(loss) on investment property	11,520	(12,871)
Net gain on the disposal of investment property and subsidiaries	2,843	29
Net gain on disposal of subsidiaries and financial investments	19,503	-
Amortization, depreciation and impairments	(15,927)	(11,851)
Administrative expenses	(12,820)	(6,918)
Other operating income	6,317	2,424
Other operating expenses	(5,416)	(946)
Operating result	74,343	18,187
Interest income	194,052	234,991
Interest expense	(124,544)	(156,059)
Other net financial result	(4,040)	(23,559)
Net finance income	65,468	55,373
Share of profit of equity-accounted investees (net of tax)	2,718	9
Profit before income tax	142,529	73,569
Income tax expense	(38,558)	(7,967)
Net profit from continuing operations	103,971	65,602

Gross rental income and Service charge and other income

Gross rental income increased primarily due to higher rental income from Polish entities of €18.8 million. Similarly, there was an increase in service charge income and related cost of service charges.

Net valuation gain

Net valuation gain amounts to €11.5 million (vs. valuation loss of €12.9 million in 2024) and was realised primarily on Bubny Development, s.r.o. amounting €14.4 million and Rezidence Pragovka of €8.2 million. Polish companies generated valuation loss of €27.8 million.

Administrative expenses

Administrative expenses increased to €12.8 million in 2025 compared to €6.9 million in 2024. In 2025, administrative expenses increased due to Polish entities (€3.1 million) and CPI FIM SA of €2.0 million.

Net finance income

Interest income decreased due to decrease of loans provided, the interest lowered mainly in CPI PROPERTY GROUP S.A. by €26.3 million and Czech Property Investments, a.s. of €12.4 million. Similarly, interest expense replicates the development of financial debts, the decrease can be mainly contributed to CPI PROPERTY GROUP S.A. of €31.2 million and Czech Property Investments, a.s. of €9.3 million. Other net financial result represent

primarily an impact of retranslation of foreign loans provided and an impact of retranslation of property portfolio denominated in foreign currencies.

Balance sheet

Balance sheet as at 31 December 2025 corresponds to consolidated financial statements.

	31 December 2025	31 December 2024
NON-CURRENT ASSETS		
Intangible assets	1,176	1,122
Investment property	1,721,733	2,127,375
Property, plant and equipment	1,092	2,352
Equity accounted investees	147,145	16,805
Other investments	52,540	51,681
Loans provided	829,455	3,475,699
Trade and other receivables	83,651	117
Deferred tax asset	58,078	90,067
Total non-current assets	2,894,870	5,765,218
CURRENT ASSETS		
Inventories	133,265	36,690
Current tax receivables	5,171	2,228
Derivative instruments	-	-
Trade receivables	4,202	32,691
Loans provided	479,972	234,484
Cash and cash equivalents	159,761	163,443
Other receivables	160,390	280,725
Other non-financial assets	7,481	16,570
Assets held for sale	83,413	5,572
Total current assets	1,033,655	772,403
TOTAL ASSETS	3,928,525	6,537,621
EQUITY		
Equity attributable to owners of the Company	1,566,028	1,441,646
Non-controlling interests	1,672	321,538
Total equity	1,567,700	1,763,184
NON-CURRENT LIABILITIES		
Financial debts	888,726	4,003,698
Deferred tax liability	127,294	173,370
Other financial liabilities	22,922	22,189
Total non-current liabilities	1,038,942	4,199,257
CURRENT LIABILITIES		
Financial debts	904,772	168,787
Trade payables	22,660	27,443
Income tax liabilities	1,728	4,642
Other financial liabilities	382,890	371,226
Other non-financial liabilities	2,864	3,082
Liabilities linked to assets held for sale	6,969	-
Total current liabilities	1,321,883	575,180
TOTAL EQUITY AND LIABILITIES	3,928,525	6,537,621

Total assets and total liabilities

Total assets decreased by €2,609.1 million (39.9%) to €3,928.5 million as at 31 December 2025. The main reason is the decrease of loans provided to entities within the CPIPG Group.

Non-current and current liabilities total €2,360.8 million as at 31 December 2025 which represents a decrease of €2,413.6 million (50.6%) compared to 31 December 2024. The decrease primarily reflects a decrease in financial debts.

EPRA NRV (former EPRA NAV) and EPRA NDV (former EPRA NNNAV)

In October 2019, the European Public Real Estate Association (EPRA) published new Best Practice Recommendations (BPR). EPRA Net Asset Value (NAV) and EPRA Triple Net Asset Value (NNNAV) are replaced by three new Net Asset Valuation metrics: EPRA Net Reinstatement Value (NRV), EPRA Net Tangible Assets and EPRA Net Disposal Value (NDV). The Company provides below the calculation of EPRA NRV as an equivalent of former EPRA NAV and the calculation of EPRA NDV as an equivalent of former EPRA NNNAV.

As at 31 December 2025, equity attributable to owners of the Company increased by €124.4 million, primarily due to profit for the period attributable to the owners of €94.1 million, due to an increase of translation and other reserves of €23.3 million and due to acquisition of non-controlling interest without change in control of €7.0 million.

The EPRA Net Reinstatement Value per share as at 31 December 2025 is €1.28 compared to €1.23 as at 31 December 2024.

	31 December 2025	31 December 2024
Equity attributable to owners of the Company	1,566,028	1,441,645
Deferred taxes on revaluations	119,944	176,258
EPRA Net reinstatement value	1,685,972	1,617,903
Existing shares (in thousands)	1,314,508	1,314,508
Net reinstatement value in € per share	1.28	1.23
EPRA Net reinstatement value	1,685,972	1,617,903
Deferred taxes on revaluations	(119,944)	(176,258)
EPRA Net disposal value	1,566,028	1,441,645
Fully diluted shares	1,314,508	1,314,508
Net disposal value in € per share	1.19	1.10

The EPRA Net Disposal Value amounts to €1.19 per share as at 31 December 2025 compared to €1.10 at the end of 2024.

CORPORATE GOVERNANCE

Principles

Good corporate governance improves transparency and the quality of reporting, enables effective management control, safeguards shareholder interests and serves as an important tool to build corporate culture. The Company is dedicated to acting in the best interests of its shareholders and stakeholders. Toward these ends, it is recognized that sound corporate governance is critical. The Company is committed to continually and progressively implementing industry best practices with respect to corporate governance and has been adjusting and improving its internal practices in order to meet evolving standards. The Company aims to communicate regularly to its shareholders and stakeholders regarding corporate governance and to provide regular updates on its website.

Since the Company was founded in 1991, its accounts have been audited regularly each year. KPMG served as auditor of the Company since 2013. In 2019, the Company tendered for a new auditor. The Company's Audit Committee recommended an appointment of Ernst & Young S.A., Luxembourg as the Group's new auditor for the financial year commencing on 1 January 2019, which was approved by the shareholders' general meeting. The AGM resolved unanimously to appoint Ernst & Young S.A., Luxembourg, as the approved auditor (*réviseur d'entreprises agréé*) of the Company until the annual general meeting of shareholders of the Company to be held in 2026.

In addition, the Company's portfolio of assets is regularly evaluated by independent experts.

In 2007, the Company's Board of Directors adopted the Director's Corporate Governance Guide and continues to communicate throughout the Group based on the values articulated by this guide. As a company incorporated in Luxembourg, the Company's primary regulator is the Commission de Surveillance du Secteur Financier (the "CSSF"). The Company's procedures are designed to comply with applicable regulations, in particular those dealing with market abuse. The Company also has a risk assessment procedure designed to identify and limit risk. In addition, the Company aims to implement corporate governance best practices inspired by the recommendations applicable in Luxembourg and Poland.

On 23 May 2012, the Board of Directors elected the Ten Principles and their Recommendations of the Luxembourg Stock Exchange as a reference for its Corporate Governance Rules (<https://www.bourse.lu/corporate-governance>).

The Company's parent company CPIPG has implemented industry best practices with respect to corporate governance policies and external reporting. In 2019, the CPIPG Group approved the "Code of Business Ethics and Conduct of CPI Property Group" and also newly updated policies governing procurement, supplier and tenants' conduct, anti-bribery and corruption, anti-money laundering, sanctions and export controls, whistleblowing, human capital and employment and corporate social responsibility (CSR).

In 2023, the CPIPG Group began a comprehensive periodical review of its policies to ensure a continuous update and improvement in the area of regulatory and corporate compliance. The CPIPG Group is also revising its whistleblowing directives at local levels in alignment with the delayed transpositions of the EU Whistleblower Directive into local laws, ensuring robust mechanisms for reporting and addressing concerns of the CPIPG Group's stakeholders. Additionally, the CPIPG Group's policies have been recently reviewed and updated by global law firm White & Case in 2024. Furthermore, the CPIPG Group initiated a programme to implement the new EU NIS2 Directive requirements. These efforts underscore the CPIPG Group's dedication to fostering a culture of integrity, accountability, and compliance across all facets of its operations.

Board of Directors

The Company shall be managed by a board of directors (the "**Board of Directors**") composed of seven (7) members, who do not need to be shareholder of the Company (each a "**Director**"), out of which, four (4) members shall be appointed among candidates proposed by the unanimity of the B shares.

The Board of Directors represents the Company towards third parties and at law, either as claimant or as defendant. Writs served for or against the Company shall be validly made in the name of the sole Company.

Appointment of Directors

The Directors shall be appointed by the General Meeting for a period of office not exceeding six years; they shall be eligible for re-election and may be removed at any time by decision of the General Meeting. Four (4) members shall be appointed among candidates proposed by the unanimity of the B shares.

In the event of a vacancy in the office of a Director, the remaining Directors may provisionally fill such vacancy, it being understood that in case the vacancy in the office relates to a Director appointed among candidates proposed by the unanimity of the B shares, the replacing Director designated by the Board of Directors to fill the vacancy, can only be selected among a list of candidates proposed by the unanimity of the B shares. The General Meeting of shareholders shall proceed to the final election at the time of its next following meeting.

Current Board of Directors

As at 31 December 2025 the Board of Directors consisted of: 2 members representing the management of CPIPG Group, Mr. David Greenbaum and Mrs. Anita Dubost, 2 independent members, Mr. Edward Hughes and Mr. Alfred Bradner, and 3 legal persons represented by the management of CPIPG Group: 1) CPI Director A, a.s. (represented by Zdeněk Havelka); (2) CPI Director B, a.s. (represented by Pavel Měchura); and (3) CPI Director C, a.s. (represented by Jan Kratina).

Anita Dubost, 1979, Tax Manager, executive member.

Anita Dubost was appointed to the Board of Directors in May 2019. Before joining CPIPG, she worked at Tristan Capital Partners as Senior Tax Manager within the Luxembourg Operations team. In her role she was in charge of overseeing the tax structuring of the Tristan-managed funds. She was also a member of the Investment Committee. Anita began her career at Atoz (member of the international Tax and network) where she was Senior Associate advising multi-national clients. Anita holds a Master's Degree in Law and in Business Administration specialized in finance and tax.

David Greenbaum, 1977, Chief Executive Officer of CPI Property Group, executive member.

David Greenbaum was appointed to the Board of Directors in May 2019. Before joining CPIPG, he worked for nearly 16 years at Deutsche Bank, where he was most recently co-head of debt capital markets for the CEEMEA region. David began his career at Alliance Capital Management in 1999. In 2000 he joined Credit Suisse First Boston before moving to Deutsche Bank in 2002. David graduated magna cum laude from Cornell University with a degree in English language and literature.

Edward Hughes, 1966, independent, non-executive member.

Edward Hughes has been a member of the Board of Directors since March 2014. He has been engaged in real estate investment, consultancy and brokerage activities in Central Europe for more than 20 years. Edward is an experienced real estate and finance professional having engaged in many significant asset acquisition, and development projects in the region. Edward is a Chartered Accountant, after starting his career with Arthur Andersen (London – 1988), in September 1991 he transferred to the Prague office. Since this time, he has been almost exclusively focused on Central Europe including during his employment as an Associate Director of GE Capital Europe. Edward is a graduate of Trinity College, Dublin where he majored in Business and Economics with Honours (1988).

Alfred Brandner, 1969, independent, non-executive member.

Alfred Brandner was co-opted to the Board of Directors in June 2024, and approved by the AGM in May 2025. After finishing his studies in business administration in Vienna, Alfred started his career in international tax advisory. Since then, he has been working in finance for more than 25 years and held management positions in fund management companies and international banks in Austria, Germany, Luxembourg, and Switzerland. Alfred is a resident of Luxembourg.

The representatives of legal persons appointed on 22 December 2025 are executive managers of CPIPG Group.

Zdeněk Havelka, 1978, Chief Operation Officer of CPI Property Group, executive member

Zdeněk Havelka was appointed Chief Operating Officer of CPI Property Group in November 2023. Zdeněk is responsible for the Group's operational risk management, communications and IT. Zdeněk has been at CPIPG since 2002, during which time he has held Chief Financial Officer, Chief Executive Officer and Executive Director roles.

Pavel Měchura, 1976, Chief Financial Officer of CPI Property Group, executive member

Pavel Měchura was appointed Group Chief Financial Officer of CPI Property Group in December 2024. Since February 2018, he served as the Group Finance Director. Pavel is responsible for the Group's accounting and reporting, consolidation, valuations and strategic planning. Pavel joined CPIPG in 2010 and prior to that, spent six years with KPMG.

Jan Kratina, 1975, Director of CPI Hotels, executive member

Jan Kratina has been serving as Chief Executive Officer at CPI Hotels since 2008, responsible for the strategic development and expansion of the Group's hotel portfolio.

The current members of the Board of Directors are appointed as follows: (i) natural persons are appointed until the annual general meeting of 2026 concerning the approval of the annual accounts of the Company for the financial year ending 31 December 2025; legal persons are appointed until the annual general meeting of shareholders to be held in 2031 concerning the approval of the annual accounts of the Company for the financial year ending on 31 December 2030.

The independent directors are not involved in management, are not employees or advisors with a regular salary and do not provide professional services such as external audit services or legal advice. Furthermore, they are not related persons or close relatives of any management member or majority shareholder of the Company.

The Board of Directors meetings are held as often as deemed necessary or appropriate. All members, and in particular the independent and non-executive members, are guided by the interests of the Company and its business, such interests including but not limited to the interests of the Company's shareholders and employees.

Powers of the Board of Directors

The Board of Directors represents the shareholders and acts in the best interests of the Company. Each member, whatever his/her designation, represents the Company's shareholders.

The Board of Directors is empowered to carry out all and any acts deemed necessary or useful in view of the realization of the corporate purpose; all matters that are not reserved for the general meeting by law or by the present Articles of Association shall be within its competence. In its relationship with third parties, the Company shall even be bound by acts exceeding the Company's corporate purpose, unless it can prove that the third party knew such act exceeded the Company's corporate purpose or could not ignore this taking account of circumstances.

Deliberations

The Board of Directors may only deliberate if a majority of its members are present or represented by proxy, which may be given in writing, by telegram, telex or fax. In cases of emergency, the Directors may vote in writing, by telegram, telex, fax, electronic signature or by any other secured means.

The decisions of the Board of Directors must be made by majority vote; in case of a tie, the Chairman of the meeting shall have the deciding vote.

Resolutions signed unanimously by the members of the Board of Directors are as valid and enforceable as those taken at the time of a duly convened and held meeting of the Board.

The Board will regularly evaluate its performance and its relationship with the management. During 2025, the Board held 9 meetings, with all members being present or represented.

Delegations of powers to Managing Directors

The Board of Directors may delegate all or part of its powers regarding the daily management as well as the representation of the Company with regard to such daily management to one or more persons (*administrateur délégué*), who need not be Directors (*a "Managing Director"*). The realization and the pursuit of all transactions and operations basically approved by the Board of Directors are likewise included in the daily management of the Company. Within this scope, acts of daily management may include particularly all management and provisional operations, including the realization and the pursuit of acquisitions of real estate and securities, the establishment of financings, the taking of participating interests and the placing at disposal of loans, warranties and guarantees to group companies, without such list being limited.

As at 31 December 2025, David Greenbaum and Pavel Měchura are elected as Managing Directors (*administrateurs délégués*) of the Company.

Signatory powers within the Board of Directors

The Company may be legally bound either by the joint signatures of any two Directors or by the single signature of a Managing Director.

Special commitments in relation to the election of the members of the Board of Directors

The Company is not aware of commitments that are in effect as of the date of this report by any parties relating to the election of members of the Board of Directors. The Company falls under scope of Law of 19 December 2025 (the "Gender Balance Law"), transposing Directive (EU) 2022/2381 (the "Gender Balance Directive"). Accordingly, the Company is establishing a selection process using clear, neutral, and pre-established criteria, aimed at ensuring relevant representation towards the compliance with the Gender Balance Law.

Management of the Company

The management is entrusted with the day-to-day running of the Company and among other things to:

- be responsible for preparing complete, timely, reliable and accurate financial reports in accordance with the accounting standards and policies of the Company;
- submit an objective and comprehensible assessment of the company's financial situation to the Board of Directors;
- regularly submit proposals to the Board of Directors concerning strategy definition;
- participate in the preparation of decisions to be taken by the Board of Directors;

- supply the Board of Directors with all information necessary for the discharge of its obligations in a timely fashion;
- set up internal controls (systems for the identification, assessment, management and monitoring of financial and other risks), without prejudice to the Board’s monitoring role in this matter; and
- regularly account to the Board for the discharge of its responsibilities.

The members of the management meet on a regular basis to review the operating performance of the business lines and the containment of operating expenses.

As at 31 December 2025, the Company’s management consisted of the following members:

David Greenbaum, Managing Director,

Pavel Měchura, Managing Director,

Erik Morgenstern, Chief Financial Officer,

Anita Dubost, Tax Manager.

Committees of the Board of Directors

As at 31 December 2025 the Board of Directors has the following committees:

- Audit Committee; and
- Remuneration, Appointment and Related Party Transaction Committee.

The implementation of decisions taken by these committees enhances the Company’s transparency and corporate governance.

Independent and non-executive directors are always in the majority of the members of these committees.

Audit Committee

The Audit Committee is now comprised of Mr. Edward Hughes, Mr. Alfred Brandner, and Mrs. Anita Dubost. Mr. Edward Hughes is the president of the Audit Committee.

The Audit Committee reviews the Company’s accounting policies and the communication of financial information. In particular, the Audit Committee follows the auditing process, reviews and enhances the Company’s reporting procedures by business lines, reviews risk factors and risk control procedures, analyzes the Company’s group structure, assesses the work of external auditors, examines consolidated accounts, verifies the valuations of real estate assets, and audits reports. The Audit Committee has therefore invited persons whose collaboration is deemed to be advantageous to assist it in its work and to attend its meetings.

During 2025, the Audit Committee held 4 meetings (with 100% attendance).

Remuneration, Appointment and Related Party Transaction Committee

Following the changes in the Board of Directors composition in 2020 the Remuneration, Appointment and Related Party Transaction Committee (the “Remuneration Committee”) is now comprised of Mr. Edward Hughes, Mr. Alfred Brandner, and Mr. David Greenbaum. Mr. Edward Hughes is the president of the Remuneration Committee.

The Remuneration Committee presents proposals to the Board of Directors about remuneration and incentive programs to be offered to the management and the Directors of the Company. The Remuneration Committee also deals with related party transactions.

The role of the Remuneration Committee is, among other things, to submit proposals to the Board regarding the remuneration of executive managers, to define objective performance criteria respecting the policy fixed by the Company regarding the variable part of the remuneration of top management (including bonus and share allocations, share options or any other right to acquire shares) and that the remuneration of non-executive Directors remains proportional to their responsibilities and the time devoted to their functions.

During 2025, the role of the Remuneration Committee has been assumed directly by the Board of Directors.

Description of internal controls relative to financial information processing.

The Company has organized the management of internal control by defining control environment, identifying the main risks to which it is exposed together with the level of control of these risks, and strengthening the reliability of the financial reporting and communication process.

Control Environment

For the annual closure, the Company's management completes an individual questionnaire so that any transactions they have carried out with the Company as "Related parties" can be identified.

The Audit Committee has a specific duty in terms of internal control; the role and activities of the Audit Committee are described in this Management Report.

Remuneration and benefits

Board of Directors

See note 1 of the Consolidated financial statements as at 31 December 2025.

Corporate Governance rules and regulations

In reference to the information required by paragraphs (a) to (k) of Article 11(1) of the Law of 19 May 2006 transposing Directive 2004/25/EC of the European Parliament and of the Council of 21 April 2004 on takeover bids, the Board of Directors states the following elements:

(a) The structure of the capital, including securities which are not admitted to trading on a regulated market in a Member State, where appropriate with an indication of the different classes of shares and, for each class of shares, the rights and obligations attaching to it and the percentage of total share capital that it represents:

The corporate capital is set at thirteen million one hundred forty-five thousand and seventy-six euros and twenty-nine eurocents (EUR 13,145,076.29), represented by one billion three hundred and fourteen million five hundred and seven thousand six hundred and twenty-nine (1,314,507,629) shares without nominal value, divided into (i) three hundred and fourteen million five hundred and seven thousand six hundred and twenty nine (314,507,629) ordinary shares and (ii) one billion (1,000,000,000.-) category B shares (the "B shares", and each a "B share", and together with the ordinary shares, the "shares"). The accounting par value is calculated as the corporate capital divided by the number of issued shares which amounts to one eurocent (EUR 0.01).

Out of 1,314,507,629 Company shares outstanding, the 314,507,629 ordinary Company shares (registered under ISIN LU0122624777, representing app. 23.9% of the total share capital) have been admitted to trading on the regulated markets of the Luxembourg Stock Exchange and the Warsaw Stock Exchange. The 1,000,000,000 category B shares are unlisted and held by CPI Property Group.

(b) Any restrictions on the transfer of securities, such as limitations on the holding of securities or the need to obtain the approval of the company or other holders of securities, without prejudice to Article 46 of Directive 2001/34/EC:

Article 9 of the Company's articles of associations contain limitation provisions. Article 9 reads as follows: "The 1,000,000,000 B shares can only be transferred with the prior approval of the Board of Directors, it being understood that such approval shall not be required in case of (i) a transfer to an existing holder of B shares or

(ii) a transfer to an Affiliate. Any holder of B share(s) (the "Transferring Shareholder") intending to transfer all or part of its B shares (the "Transferred Shares") shall notify the Board of Directors of his/her/its intention in writing by way of a transfer notice which shall set out at least the identity and details of the proposed transferee as well as the number of Transferred Shares. To the extent the proposed transfer would require the prior approval of the Board of Directors, the Board of Directors shall within one (1) year following the receipt of the transfer notice give its approval to the transfer (or refuse it), and shall notify its decision to the Transferring Shareholder. Failure by the Board of Directors to notify its decision within the above mentioned timeframe shall be deemed to be an acceptance of the proposed transfer of the Transferred Shares. Any transfer of a B share in violation of the provisions of this article 9 shall be void, the person having acquired such share(s) in violation of these provisions shall not be recognised as a holder of the relevant share(s) by the Company, regardless of any rights he may have against the transferring shareholder and the Company will not register such transfer of share(s) in its shareholders' register. The above does not prejudice any claims for damages that the remaining shareholders may have effectively incurred, or any legal rights that they may have to challenge the transfer carried out in violation of the provisions of this article 9. Moreover, the Board of Directors is authorised to suspend the voting rights attached to B shares that would have been transferred in violation of the provisions of this article 9. For the purposes of this article 9: "Affiliate" means (a) with respect to any Person which is a Business Association, any Person that, directly or indirectly, is controlled by such Person, controls such Person or is under direct or indirect common control with such Person, in each case from time to time; and (b) in the case of a Person which is an individual, any spouse, brother, sister, ancestor and/or lineal descendant by blood or adoption or any Person or Persons acting in its or their capacity as trustee or trustees of a trust of which such individual is the settler or any Person which is a Business Association, directly or indirectly, controlled by such Person and/or any of the Persons referred to in this paragraph (b), in each case from time to time. As used herein, the term "control" means possession, directly or indirectly, of the power to direct or cause the direction of the management or policies of a person, whether through the ownership of voting securities, by contract or otherwise, and the term "controlled" shall be construed accordingly; Business Association" means a general or limited partnership, a corporation, a business trust, a limited liability company, a trust, an unincorporated organization, a government or any department or agency thereof, a joint venture or any other entity doing business; "Person" means any individual and any Business Association; "transfer" means any transfer, either by way of sale, assignment, disposal, merger, consolidation or similar business combination, death, liquidation, seizure, enforcement or more generally any procedure leading to a change of legal ownership of a B share."

Besides the B shares transfer restrictions, there is no restriction on the transfer of securities of the Company as at 31 December 2025.

(c) Significant direct and indirect shareholdings (including indirect shareholdings through pyramid structures and cross-shareholdings) within the meaning of Article 85 of Directive 2001/34/EC:

To the best of the Company's knowledge, the following table sets out information regarding the ownership of the Company's shares as at 31 December 2024. The information collected is based on the notifications received by the Company from any shareholder crossing the thresholds of 5%, 10%, 15%, 20%, 33 1/3%, 50% and 66 2/3% of the aggregate voting rights in the Company.

Shareholder	Number of shares	% of capital / voting rights
CPI PROPERTY GROUP (directly)	1,279,198,976	97.31%
Others	35,308,653	2.69%
Total	1,314,507,629	100.0%

(d) The holders of any securities with special control rights and a description of those rights:

The holders of class B shares have the right to unanimously propose four (4) candidates for the appointment to the Board of Directors. Otherwise, none of the Company's shareholders has voting rights different from any other holders of the Company's shares.

On 8 June 2016 CPI Property Group's fully owned subsidiary Nukasso Holdings Limited directly and indirectly acquired approximately 97.31% of shares in the Company. As a consequence, Nukasso Holdings Limited from the

CPI Property Group became obliged to launch a mandatory takeover bid to purchase any and all of the ordinary shares of the Company (the “Mandatory Takeover Offer”). On 22 August 2016, the Czech Office for the Protection of Competition granted the merger clearance for the acquisition of the Company by CPI Property Group, whereas its decision became final and binding on 23 August 2016.

On 8 December 2017 the CSSF published press releases in which it stated, inter alia, that it has decided not to approve the offer document in the Mandatory Takeover Offer as a consequence of the existence of an undisclosed concern action with respect to the Company. On 15 March 2018 the CSSF published a press release informing that the decisions detailed in the above-mentioned CSSF press releases of 8 December 2017 have been challenged before the Luxembourg administrative courts. On 21 November 2023 the first instance court rejected administrative lawsuits against the decisions of the CSSF. The shareholders appealed against this decision.

On 27 June 2024, the appeals formed against the judgments of 21 November 2023 have been dismissed by the Administrative Court (Cour administrative). As a consequence, decisions adopted by the CSSF on 8 December 2017 are final and may no longer be challenged before the Luxembourg administrative courts.

As of the date of this report, the Company has not received any formal decision in relation to the Mandatory Takeover Offer.

(e) The system of control of any employee share scheme where the control rights are not exercised directly by the employees:

This is not applicable. The Company has no employee share scheme.

(f) Any restrictions on voting rights, such as limitation on the voting rights of holders of a given percentage or number of votes, deadlines for exercising voting rights, or systems whereby, with the Company's cooperation, the financial rights attaching to securities are separated from the holding of securities:

There is no restriction on voting rights.

(g) Any agreements between shareholders which are known to the company and may result in restrictions on the transfer of securities and/or voting rights within the meaning of Directive 2001/34/EC:

To the knowledge of the Company, no shareholder agreements have been entered by and between shareholders that are in effect as of the date of this report. 97.31% of shares in the Company are held directly by CPI PROPERTY GROUP.

(h) the rules governing the appointment and replacement of board members and the amendment of the articles of association:

See section Appointment of Directors of this report.

(i) the powers of board members, and in particular the power to issue or buy back shares:

The EGM of 22 December 2025 approved the introduction of a new authorized share capital and to set it to an amount of forty million Euros (EUR 40,000,000) for a period of five (5) years from 22 December 2025. The EGM resolved to grant to the board of directors of the Company all powers for a period of 5 years from the date of the EGM in order to carry out capital increases within the framework of this authorized share capital under the conditions and methods it will set with the possibility to cancel or limit any preferential subscription right of the shareholders on the issue of new shares to be issued within the framework of this authorized share capital.

The EGM of 22 December 2025 resolved to modify, renew and replace the existing share buy-back programme of the Company enabling the redemption of Company's own shares, and authorized the board of directors to repurchase, in one or several steps, under the conditions set forth in the buy-back programme and applicable

law, a maximum number of 500,000,000 shares in the Company from the existing and/or future shareholders of the Company, for a purchase price comprised in the range between one eurocent (EUR 0.01-) and one euro (EUR 1.-), for a period of five (5) years from 22 December 2025.

(j) any significant agreements to which the company is a party and which take effect, alter or terminate upon a change of control of the company following a takeover bid, and the effects thereof, except where their nature is such that their disclosure would be seriously prejudicial to the company; this exception shall not apply where the company is specifically obliged to disclose such information on the basis of other legal requirements:

Under the Securities Note and Summary dated 22 March 2007, with respect to the issue of the 2014 Warrants, the occurrence of a Change of Control (as described in Condition 4.1.8.1.2.1 of the Securities Note and Summary dated 22 March 2007) could result in a potential liability for the Company due to “Change of Control Compensation Amount”.

On 10 June 2016 the Company received a major shareholder notification stating that NUKASSO (CYP) and CPI PROPERTY GROUP, which are ultimately held by Mr. Radovan Vitek, hold directly and indirectly 1,279,198,976 of the Company’s shares corresponding to 97.31% of voting rights as at 8 June 2016. Accordingly, the Company issued a Change of Control Notice notifying the holders of the 2014 Warrants that the Change of Control, as defined in the Securities Note and the Summary for the 2014 Warrants, occurred on 8 June 2016.

In accordance with the judgement of the Paris Commercial Court (the “Court”) pronounced on 26 October 2015 concerning the termination of the Company’s Safeguard Plan, liabilities that were admitted to the Safeguard, but are conditional or uncalled (such as uncalled bank guarantees, conditional claims of the holders of 2014 Warrants registered under ISIN code XS0290764728, provided that they were admitted to the Safeguard plan), will be paid according to their contractual terms. Pre-Safeguard liabilities that were not admitted to the Company’s Safeguard will be unenforceable. As such, only claims of holders of the 2014 Warrants, whose potential claims were admitted to the Company’s Safeguard Plan, could be considered in respect of the present Change of Control. Claims of holders of the 2014 Warrants that were not admitted to the Company’s Safeguard will be unenforceable against the Company.

On 9 March 2023 the Luxembourg Court issued a judgment, rejecting the claims of the holders of the 2014 Warrants. The Luxembourg Court confirmed that any claim in relation to the change of control provision had to be made, in accordance with the provisions of the French Commercial Code, within 2 months as from the date of publication of the judgement opening the Safeguard Procedure in the French Official Gazette. Since the claimants did not comply with this obligation, their claim for payment under the change of control provision is not well-founded and has to be rejected. The claimants did not appeal, and the case is closed now.

Certain financing documentation entered into between the Group and financing banks could contain standard change of control clauses.

To the knowledge of the Company, no other agreements have been entered into by the Company.

(k) any agreements between the company and its board members or employees providing for compensation if they resign or are made redundant without valid reason or if their employment ceases because of a takeover bid:

As at 31 December 2025, there are no potential termination indemnity payments in place payable to the members of the Company’s management in the event of termination of their contracts in excess of the compensation as required by the respective labour codes.

Additional information***Legal form and share capital***

CPI FIM is a public limited company ("*société anonyme*") incorporated and existing under Luxembourg law. Its corporate capital, subscribed and fully paid-up capital of €13,145,076.29 is represented by 1,314,507,629 shares without nominal value. The accounting par value price is €0.01 per share.

Date of incorporation and termination

The Company was incorporated by deed drawn on 9 September 1993 by Maître Frank Baden, for an indeterminate period of time.

Jurisdiction and applicable laws

The Company exists under the Luxembourg Act of 10 August 1915 on commercial companies, as amended.

Object of business

As described in article 4 of the updated Articles of Association of the Company, the Corporate purpose of the Company is the direct acquisition of real property, the taking of participations and the placing of loans at disposal for companies that form part of its group. Its activity may consist in carrying out investments in real estate, such as the purchase, sale, construction, valorization, management and rental of buildings, as well as in the promotion of real estate, be it on its own or through its branches.

Likewise, its activity may consist in carrying out investments as regards the hotel industry, such as the purchase, sale, construction, valorization, management and running of hotels on its own or through its branches.

It has as a further corporate purpose the taking of participations, in any form whatsoever, in any commercial, industrial, financial or other Luxembourg or foreign companies, whether they are part of the group or not, the acquisition of all and any securities and rights by way of participation, contribution, subscription, underwriting or purchase options, or negotiation, and in any other way, and in particular the acquisition of patents and licenses, their management and development, the granting to undertakings in which it holds a direct or indirect stake of all kinds of assistance, loans, advances or guarantees and finally all and any activities directly or indirectly relating to its corporate purpose. It may thus play a financial role, or carry out an activity of management in enterprises or companies it holds or owns.

The Company may likewise carry out all and any commercial, movable, immovable and financial operations likely to relate directly or indirectly to the activities defined above and susceptible of promoting their fulfilment.

The Company may borrow and grant any assistance, loan, advance or guarantee to companies in which it has a participation or in which it has a direct or indirect interest, or to any person (a "Holding Entity") which is for the time being a member of or otherwise has a direct or indirect interest in the Company or any body corporate in which a Holding Entity has a direct or indirect interest and any person who is associated with the Company in any business or venture, with or without the Company receiving any consideration or advantage (whether direct or indirect). The corporation may carry out any commercial, industrial or financial operations, as well as any transactions on real estate or on movable property, which it may deem useful to the accomplishment of its purposes, PROVIDED ALWAYS that the Company will not enter into any transaction which would constitute a regulated activity of the financial sector or require a business license under Luxembourg law without due authorisation under Luxembourg law.

Trade register

RCS Luxembourg B 44 996.

Financial year

The Company's financial year begins on the first day of January and ends on the thirty-first day of December.

Distribution of profits and payment of dividends

Each year, at least five per cent of the net corporate profits are set aside and allocated to a reserve. Such deduction ceases being mandatory when such reserve reaches ten per cent of the corporate capital, but will resume whenever such reserve falls below ten per cent. The general meeting of shareholders determines the allocation and distribution of the net corporate profits.

Payment of dividends:

The Board of Directors is entitled to pay advances on dividends when the legal conditions listed below are fulfilled:

- an accounting statement must be established which indicates that the available funds for the distribution are sufficient;
- the amount to be distributed may not exceed the amount of revenues since the end of the last accounting year for which the accounts have been approved, increased by the reported profits and by the deduction made on the available reserves for this purpose and decreased by the reported losses and by the sums allocated to reserves in accordance with any legal and statutory provision;
- the Board of Directors' decision to distribute interim dividends can only be taken within two months after the date of the accounting statement described above;
- the distribution may not be determined less than six months after the closing date of the previous accounting year and before the approval of the annual accounts related to this accounting year;
- whenever a first interim dividend has been distributed, the decision to distribute a second one may only be taken at least three months after the decision to distribute the first one; and
- the statutory and independent auditor(s) in its (their) report to the Board of Directors confirm(s)
- the conditions listed above are fulfilled.

Under general Luxembourg law, the conditions for making advances on dividends are less stringent than the conditions listed above, however, the more restrictive provisions of the Company's Articles of Association will prevail as the recent changes under Luxembourg law have not yet been reflected in the Articles of Association of the Company.

When an advance distribution exceeds the amount of dividend subsequently approved by the general meeting of shareholders, such advance payment is considered an advance on future dividends.

Exceeding a threshold

Any shareholder who crosses a threshold limit of 5%, 10%, 15%, 33 1/3%, 50% or 66 2/3% of the total of the voting rights must inform the Company, which is then obliged to inform the relevant controlling authorities. Any shareholder not complying with this obligation will lose his voting rights at the next general meeting of shareholders, and until proper majority shareholding notification is made.

Documents on display

Copies of the following documents may be inspected at the registered office of the Company (tel: +352 26 47 67 1), 40 rue de la Vallée, L-2661 Luxembourg, on any weekday (excluding public holidays) during normal business hours:

1. Articles of Association of the Company;
2. Audited consolidated financial statements of the Company as of and for the years ended 31 December 2025, 2024, and 2023, prepared in accordance with IFRS adopted by the European Union.

The registration document(s) and most of the information mentioned are available on the Company's website:

www.cpfimsa.com

The registration document(s) is available on the website of Luxembourg Stock Exchange: www.bourse.lu.

External Auditors

Ernst & Young S.A., Luxembourg was elected as the Group's new approved auditor (réviseur d'entreprises agréé) for the financial year commencing on 1 January 2019. The AGM resolved to approve Ernst & Young S.A., Luxembourg as auditors for the financial year ending 31 December 2025.

Reporting

The consolidated management report and the stand-alone management report are presented under the form of a sole report.

SHAREHOLDING

Share capital and voting rights

The subscribed and fully paid-up capital of the Company of €13,145,076.29 is represented by 1,314,507,629 shares without nominal value. The accounting par value is €0.01 per share.

The corporate capital is set at thirteen million one hundred forty-five thousand and seventy-six euros and twenty-nine eurocents (EUR 13,145,076.29), represented by one billion three hundred and fourteen million five hundred and seven thousand six hundred and twenty-nine (1,314,507,629) shares without nominal value, divided into (i) three hundred and fourteen million five hundred and seven thousand six hundred and twenty nine (314,507,629) ordinary shares and (ii) one billion (1,000,000,000.-) category B shares (the "B shares", and each a "B share", and together with the ordinary shares, the "shares"). The accounting par value is calculated as the corporate capital divided by the number of issued shares which amounts to one eurocent (EUR 0.01).

Out of 1,314,507,629 Company shares outstanding, the 314,507,629 ordinary Company shares (registered under ISIN LU0122624777, representing app. 23.9% of the total share capital) have been admitted to trading on the regulated markets of the Luxembourg Stock Exchange and the Warsaw Stock Exchange. The 1,000,000,000 category B shares are unlisted and held by CPI Property Group.

All the shares issued by the Company are fully paid up and have the same value. They may be issued in the form of registered or bearer shares at the option of the shareholder, barring such contrary provisions as at law, it being understood however that the B shares are in registered form only.

The shareholder can freely sell or transfer the ordinary shares, subject to applicable limitative legal provisions. The B shares are subject to transfer restriction described in the Company's articles. The shares are indivisible and the Company only recognizes one holder per share. If there are several owners per share, the Company is entitled to suspend the exercise of all rights attached to such shares until the appointment of a single person as owner of the shares. The same applies in the case of usufruct and bare ownership or security granted on the shares.

The joint owners of shares shall be bound to have themselves represented vis-à-vis the Company by a single one among them, to be considered as sole owner, or by a single proxy, who in case of disagreement may be legally designated by a court at the suit of the most diligent joint owner.

Shareholder holding structure

To the best of the Company's knowledge, the following table sets out information regarding the ownership of the Company's shares as at 31 December 2025. The information collected is based on the notifications received by the Company from any shareholder crossing the thresholds of 5%, 10%, 15%, 20%, 33 1/3%, 50% and 66 2/3% of the aggregate voting rights in the Company.

Shareholder	Number of shares	% of capital / voting rights
CPI PROPERTY GROUP (directly)	1,279,198,976	97.31%
Others	35,308,653	2.69%
Total	1,314,507,629	100.0%

Authorized capital not issued

The EGM of 22 December 2025 approved the introduction of a new authorized share capital and to set it to an amount of forty million Euros (EUR 40,000,000) for a period of five (5) years from 22 December 2025. The EGM resolved to grant to the board of directors of the Company all powers for a period of 5 years from the date of the EGM in order to carry out capital increases within the framework of this authorized share capital under the conditions and methods it will set with the possibility to cancel or limit any preferential subscription right of the shareholders on the issue of new shares to be issued within the framework of this authorized share capital.

POTENTIAL RISKS AND OTHER REPORTING REQUIREMENTS

The Group's activities expose it to a variety of financial risks: market risk (including foreign exchange risk, price risk, cash flow interest rate risk and other risks), credit risk and liquidity risk. This note presents information about the Group's exposure to each of the above risks, the Group's objectives, policies and processes for measuring and managing risk, and the Group's management of capital.

The primary objectives of the financial risk management function are to establish risk limits, and then ensure that exposure to risks stays within these limits.

Supervision of the Group's risk is accomplished through discussions held by executive management in appropriate frameworks together with reporting and discussions with the Board of Directors.

Subsequent closing events

Please refer to note 10 of the Consolidated financial statements as at 31 December 2025.

Other reporting requirements

- The Company does not have any activities in research and development.
- The Company does not have any branches.

Financial risks exposure

For a thorough description of the principal risks and uncertainties, please refer to note 7 of the Consolidated financial statements as at 31 December 2025.

The primary objectives of the financial risk management function are to establish risk limits, and then ensure that exposure to risks stays within these limits.

Supervision of the Group's risk is accomplished through discussions held by executive management in appropriate frameworks together with reporting and discussions with the Board of Directors.

Certain subsidiaries may be in breach of loan covenants

As of the date of this report, none of the Company's subsidiaries are in breach of financial ratios specified in their respective loan agreements and administrative covenants.

The Group's financing arrangements could give rise to additional risk

When the Group acquires a property using external financing, the Group usually provides a mortgage over the acquired property and pledges the shares of the specific subsidiary acquiring the property. There can be no assurance that the registration of mortgages and pledges has been concluded in accordance with applicable local law, and a successful challenge against such mortgages or pledges may entitle the lender to demand early repayment of its loan to the Group. The Group's financing agreements contain financial covenants that could, among other things, require the Group to maintain certain financial ratios. In addition, some of the financing agreements require the prior written consent of the lender to any merger, consolidation or corporate changes of the borrower and the other obligors. Should the Group breach any representations, warranties or covenants contained in any such loan or other financing agreement, or otherwise be unable to service interest payments or principal repayments, the Group may be required immediately to repay such borrowings in whole or in part, together with any related costs. If the Group does not have sufficient cash resources or other credit facilities available to make such repayments, it may be forced to sell some or all of the properties comprising the Group's investment portfolio, or refinance those borrowings with the risk that borrowings may not be able to be refinanced or that the terms of such refinancing may be less favorable than the existing terms of borrowing.

Market risk**Foreign currency risk**

Currency risk is applicable generally to those business activities and development projects where different currencies are used for repayment of liabilities under the relevant financing to that of the revenues generated by the relevant property or project. Foreign currency risk is the risk that the fair value or future cash flows of a financial instrument will fluctuate because of changes in foreign exchange rates. The Group is exposed to currency risk mainly on sales, purchases and borrowings that are denominated in a currency other than the respective functional currencies of Group entities, primarily the CZK, but also others (see note 7.3 Market risk of the Consolidated financial statements as at 31 December 2024). The functional currency of most Group companies is the Czech koruna and a significant portion of revenues and costs are realised primarily in the Czech koruna.

For more detail, please refer to note 7.3 Foreign currency risk of the Consolidated financial statements as at 31 December 2025.

Price risk

To manage its price risk arising from investments in equity securities and such embedded derivatives, the Group diversifies its portfolio or only enters these operations if they are linked to operational investments.

For more detail, please refer to note 7.3 Price risk of the Consolidated financial statements as at 31 December 2025.

Interest rate risk

The Group uses fixed rate debt financing to finance the purchase, development, construction and maintenance of its properties. When floating rate financing is used, the Group's costs increase if prevailing interest rate levels rise. While the Group generally seeks to control its exposure to interest rate risks by entering into interest rate swaps, not all financing arrangements are covered by such swaps and a significant increase in interest expenses would have an unfavorable effect on the Group's financial results and may have a material adverse effect on the Group's business, financial condition, results of operations and prospects. Rising interest rates could also affect the Group's ability to make new investments and could reduce the value of the properties. Conversely, hedged interests do not allow the Company to benefit from falling interest rates.

For more detail, please refer to note 7.3 Interest rate risk of the Consolidated financial statements as at 31 December 2025.

Other risks

The Group is also exposed to property price and property rentals risk but it does not pursue any speculative policy. Even though the Group's activities are focused on one geographical area (Central Europe) such activities are spread over several business lines (residences, offices) and different countries.

Credit risk

The Group has no significant concentrations of commercial credit risk. Rental contracts are made with customers with an appropriate credit history. Credit risk is managed by local management and by Group management.

For more detail, please refer to note 7.1 Credit risk of the Consolidated financial statements as at 31 December 2025.

Liquidity risk

For more detail, please refer to note 7.2 Liquidity risk of the Consolidated financial statements as at 31 December 2025.

Capital management

For more detail, please refer to note 7.4 Capital management of the Consolidated financial statements as at 31 December 2025.

Risks associated with real estate and financial markets

Changes in the general economic and cyclical parameters may negatively influence the Group's business activity.

The Group's core business activity is mainly based on the letting and sale of real estate property. The revenues from rents and revenues from sales of real estate property investments are key figures for the Group's value and profitability. Rents and sales prices depend on economic and cyclical parameters, which the Group cannot control.

The Group's property valuations may not reflect the real value of its portfolio, and the valuation of its assets may fluctuate from one period to the next.

The Group's investment property portfolio is valued at least once a year by an independent appraiser. The Group's property assets were valued as at 31 December 2025. The change in the appraised value of investment properties, in each period, determined on the basis of expert valuations and adjusted to account for any acquisitions and sales of buildings and capital expenditures, is recorded in the Group's income statements. For each Euro of change in the fair value of the investment properties, the net income of the Group changes by one Euro. Changes in the fair value of the buildings could also affect gains from sales recorded on the income statement (which are determined by reference to the value of the buildings) and the rental yield from the buildings (which is equal to the ratio of rental revenues to the fair value of the buildings). Furthermore, adverse changes in the fair value of the buildings could affect the Group's cost of debt financing, its compliance with financial covenants and its borrowing capacity.

The values determined by independent appraisers are based on numerous assumptions that may not prove correct, and also depend on trends in the relevant property markets. An example is the assumption that the Company is a "going concern", i.e., that it is not a "distressed seller" whose valuation of the property assets may not reflect potential selling prices. In addition, the figures may vary substantially between valuations. A decline in valuation may have a significant adverse impact on the Group's financial condition and results, particularly because changes in property values are reflected in the Group's consolidated net profit. Conversely, valuations may be lagging soaring market conditions, inadequately reflecting the fair property values at a later time.

The Group is also exposed to valuation risk regarding the receivables from its asset sales. Management values these receivables by assessing the credit risk attached to the counterparties for the receivables. Any change in the credit worthiness of a counterparty or in the Group's ability to collect on the receivable could have a significant adverse impact on the Group's financial position and results.

Changing residential trends or tax policies may adversely affect sales of developments.

The Group is involved in residential, commercial and retail development projects. Changing residential trends are likely to emerge within the markets in Central and Eastern Europe as they mature and, in some regions, relaxed planning policies may give rise to over-development, thereby affecting the sales potential of the Group's residential developments. Changing real estate taxes or VAT taxes may also have a notable impact on sales (such as for example a hike in sales before implementation of a tax increase followed by structurally lower sales). These factors will be considered within the investment strategy implemented by the Group but may not always

be anticipated and may have a material adverse effect on the Group's business, financial condition, results of operations and prospects.

CORPORATE RESPONSIBILITY

Corporate responsibility and sustainable development is at the core of the strategy of the Company. The Group's top management actively foster best practices as an opportunity to improve the cost efficiency of internal processes and the value creation of our main activity - development of properties, provision of equity loans and management services to other entities within the CPIPG Group.⁵

Environmental, social and ethical matters

The Group is committed to high standards in environmental, social and ethical matters. Our staff receive training on our policies in these areas, and are informed when changes are made to the policy. Our environmental policy is to comply with all applicable local regulations, while pursuing energy-efficient solutions and green / LEED certification wherever possible. Ethical practice is a core component of our corporate philosophy; we have achieved top-quality standards in reporting and communications, and have invested in the best professionals. From a social perspective, we care deeply about all our stakeholders. Our corporate culture is centered around respect and professionalism, and we believe in giving back to our community.

Environmental matters

The Group follows a pragmatic approach to environmental aspects of its business. Environmental criteria are one of the main aspects of the Group's development and construction projects.

Before each potential asset investment, the Group examines the environmental risks. Project timing, progress and budgets are carefully monitored, mostly with the support of external project monitoring advisors. Health, safety and environmental risks are monitored before and during construction.

Health and safety, as well as the technical and security installations are periodically inspected for checking of their status and the conformity with applicable legislation and local regulation.

As a priority item for apartment building renovations, the Group replaces older heating systems with natural gas systems, and seeks to improve the overall level of thermal insulation in its buildings.

Social matters

The Group follows the Environmental, Social and Governance (ESG) framework of its parent company CPIPG.

The Group aims to promote personal development of its employees. The Group provides a work environment that is motivating, competitive and reflects the needs of the employees. The Group promotes diversity and equal opportunity in the workplace.

Employees of the Group conduct annual reviews with their managers, covering also the relationships of the employees with their work and working place, as well as the Group in general.

Ethical matters

The Group has policies addressing conduct, including conflicts of interest, confidentiality, abuse of company property and business gifts.

⁵ For the ESG related statements, also applicable to the Company, please refer to the management report of CPI PROPERTY GROUP.

EU TAXONOMY

Taxonomy eligibility

Since 2022, CPI FIM is reporting according to Art. 8 of the Taxonomy Regulation of the European Union and thus closely monitoring the regulatory environment.

The following regulations and notices in the latest version have been reviewed for applicability:

- Commission Delegated Regulation (EU) 2021/2139;
- Commission Delegated Regulation (EU) 2022/1214;
- Commission Delegated Regulation (EU) 2023/2485;
- Commission Delegated Regulation (EU) 2023/2486;
- Commission Delegated Regulation (EU) 2021/2178;
- Commission Notice on the interpretation and implementation of certain legal provisions of the EU Taxonomy Regulation and links to the Sustainable Finance Disclosure Regulation (2023/C 211/01) (FAQ);
- Commission Notice on the interpretation and implementation of certain legal provisions of the Disclosures Delegated Act under Article 8 of the EU Taxonomy Regulation on the reporting of taxonomy-eligible and taxonomy-aligned economic activities and assets (third Commission Notice), and
- Draft Commission Notice on the interpretation and implementation of certain legal provisions of the EU Taxonomy Environmental Delegated Act, the EU Taxonomy Climate Delegated Act and the EU Taxonomy Disclosures Delegated Act (29 November 2024).

The analysis led to the following applicable eligible economic activities in the 2025 financial year:

- **Climate Change Mitigation (CCM)/Climate Change Adaptation (CCA) 7.7 acquisition and ownership of buildings**

The CPI FIM's core activities are clearly linked to 'buying real estate and exercising ownership of that real estate' as this activity is described in the taxonomy legislation. Since the description of economic activity CCM 7.7 and the definition of the technical screening criteria are based on the exercise of ownership of real estate, neither revenues, CapEx nor OpEx, in connection with undeveloped land are subsumed under this economic activity. Additions to other intangible assets and other tangible assets are also classified as non-taxonomy eligible.

Taxonomy alignment

Economic Activity 7.7 Acquisition and ownership of buildings

Substantial contribution to climate change mitigation (SC)

When reviewing buildings for a substantial contribution to the environmental objective 'climate change mitigation', a distinction was made, in accordance with the technical screening criteria, as to whether or not the application for a building permit for the respective building was submitted before 31 December 2020.

1. For buildings where an application for a building permit was submitted before 31 December 2020, the first step was to examine whether the energy performance certificate (EPC) of the building shows an energy class. To meet the requirements, the energy performance certificate of the building must show

at least energy class A. This assessment method was applied to all countries relevant to the CPI FIM, with the exception of Poland, and the Czech Republic.

- For the Czech Republic and Poland the alternative technical screening criterium was used - a building was assessed as aligned if it ranks among the top 15% of the national or regional building stock in terms of primary energy demand. The assessment for Poland was based on the national threshold of 109.4 kWh/m² published by the Ministry of Development and Technology. In the Czech Republic the thresholds determined in a study of CEVRE Consultants commissioned by Česká spořitelna, in 2024 and recommended by the Czech Green Building Council were applied. This study classifies office buildings of the energy efficiency classes A, B and C (up to primary energy demand of 260 kWh/m²), buildings for accommodation and catering of the energy efficiency classes A, B and C (up to primary energy demand of 375 kWh/m²) as well as retail buildings of the energy classes A, B and C (up to primary energy demand of 545 kWh/m²) as the top 15% of the national building stock.

Non-residential assets with more than 5,000 m² of usable space were examined for the existence of heating systems, systems for combined space heating and ventilation, air-conditioning systems or systems for combined air conditioning and ventilation with more than 290 kW of power. Where this criterium applies, checks were subsequently carried out to determine whether these assets are efficiently operated and have a continuous monitoring system. Technical documentation of the building management systems, property-/facility-management contracts with respective obligations of the provider and for the first time, certificates according to ISO 50001 were used as evidence. The certificates, which were obtained during 2024 lead to a significant increase in the share of taxonomy-aligned revenue, capital and operational expenditures.

2. For buildings for which the building permit application was submitted after 31 December 2020, it must be verified whether the primary energy demand of the respective building is at least 10% below the national threshold for nearly zero-energy buildings. In addition, it must be determined whether the usable space of the building exceeds 5,000 m². If this is the case, airtightness of the building envelope and thermal integration upon completion, as well the global warming potential (GWP) viewed over the entire life cycle must be demonstrated for each phase of the life cycle in addition to the criteria of efficient operation. Since there are currently no life cycle assessments for these properties, taxonomy alignment cannot yet be shown for these assets.

Do-no-significant-harm (DNSH)

In accordance with the requirements of the economic activity CCM 7.7 Acquisition and ownership of buildings, CPI FIM conducts a climate risk and vulnerability assessment at the site level in order to prevent significant harm to the environmental objective 'climate change adaptation'. In doing so, a model with different time horizons between 2040 and 2100 has been used so far assuming the RCP-scenarios 2.6, 4.5, 6.0 and 8.5.

The share of revenue, capital and operational expenditures from assets which fulfil the substantial contribution and do-no-significant-harm criteria, as described above, are disclosed as taxonomy-aligned under the activity CCM 7.7.

Revenue:

The proportion of taxonomy-aligned economic activities in total revenues was calculated as the part of net revenues derived from products and services associated with taxonomy-aligned economic activities (numerator), divided by net revenues (denominator), each for the financial year from 1 January 2024 to 31 December 2025. This approach remains unchanged since the year of the first reporting according to Art. 8 of the Taxonomy Regulation.

In accordance with the Delegated Act on Art. 8 of the EU Taxonomy, the revenue KPI is based on the consolidated revenues and relates primarily to rental income and operating costs charged to tenants.

CapEx:

The key performance indicator capital expenditure (CapEx) is defined as the proportion of taxonomy-aligned capital expenditures (numerator) divided by the total CapEx (denominator). The total CapEx for 2025 include acquisition costs that were not accounted for in the 2024 reporting. The revised figures for 2024 are provided in the relevant table. Otherwise, the approach remains unchanged since the year of the first reporting according to Art. 8 of the Taxonomy Regulation.

The denominator comprises additions to investment property, property under construction, owner-operated property and other tangible assets and intangible assets for the 2024 and 2023 financial years before depreciation, amortisation and revaluations. The numerator includes CapEx related to assets or processes that are associated with taxonomy-aligned proportions of economic activities. Here, CPI FIM considers CapEx that are material to maintaining and performing the economic activity. The principle of allocation here is the generation of external revenues through the economic activities. Consequently, all CapEx in taxonomy-aligned properties are considered in the numerator of the performance indicator.

In 2024 the numerator of the KPI for aligned CapEx do not include any CapEx related to CapEx plan (as defined in Commission Delegated Regulation (EU) 2021/2178, paragraph 1.1.2.2.).

OpEx:

The key performance indicator operating expenditure (OpEx) is defined as the proportion of taxonomy-aligned operating expenditures (numerator) divided by total OpEx (denominator). The total operating expenditures for 2025 exclude personal expenses that were accounted for in the 2024 reporting. The revised figures for 2024 are provided in the relevant table. Otherwise, the approach remains unchanged since the year of the first reporting according to Art 8 of the Taxonomy Regulation. The classification of the OpEx can be derived analogously from the categories of CapEx.

Total operating expenditures consist of non-capitalised costs that relate to building renovation measures, maintenance and repair, as well as any other direct expenditures in connection with the day-to-day servicing of investment property, property under construction and owner-operated property.

Additional Reporting from gas/nuclear energy

Row	Nuclear energy related activities	
1	The undertaking carries out, funds or has exposures to research, development, demonstration and deployment of innovative electricity generation facilities that produce energy from nuclear processes with minimal waste from the fuel cycle.	NO
2	The undertaking carries out, funds or has exposures to construction and safe operation of new nuclear installations to produce electricity or process heat, including for the purposes of district heating or industrial processes, such as hydrogen production, as well as their safety upgrades, using best available technologies.	NO
3	The undertaking carries out, funds or has exposures to safe operation of existing nuclear installations that produce electricity or process heat, including for the purposes of district heating or industrial processes such as hydrogen production from nuclear energy, as well as their safety upgrades.	NO

	Fossil gas related activities	
4	The undertaking carries out, funds or has exposures to construction or operation of electricity generation facilities that produce electricity using fossil gaseous fuels.	NO
5	The undertaking carries out, funds or has exposures to construction, refurbishment and operation of combined heat/cool and power generation facilities using fossil gaseous fuels.	NO
6	The undertaking carries out, funds or has exposures to construction, refurbishment and operation of heat generation facilities that produce heat/cool using fossil gaseous fuels.	NO

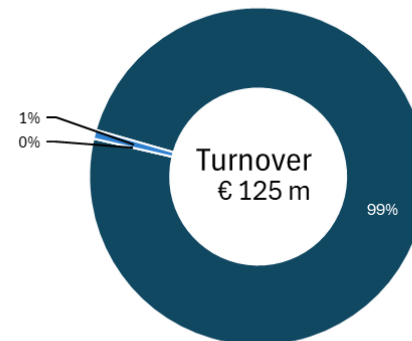
Revenue

Financial year 2025				Substantial contribution criteria						DNSH criteria									
Economic activities	Code(s)	Turnover	Proportion of Turnover year 2024	Climate Change Mitigation (CCM)	Climate Change Adaptation (CCA)	Water	Pollution	Circular economy	Biodiversity	Climate Change Mitigation (CCM)	Climate Change Adaptation (CCA)	Water	Pollution	Circular economy	Biodiversity	Minimum Safeguards	Proportion of Taxonomy-aligned (A.1.) or eligible (A.2.) turnover, year 2024	Category enabling activity	Category transitional activity
		€m	%	Y; N; N/EL	Y; N; N/EL	Y; N; N/EL	Y; N; N/EL	Y; N; N/EL	Y; N; N/EL	Y/N	Y/N	Y/N	Y/N	Y/N	Y/N	Y/N	%	E	T
A. TAXONOMY-ELIGIBLE ACTIVITIES																			
A.1. Environmentally sustainable activities (Taxonomy-aligned)																			
Acquisition and ownership of buildings	CCM/CCA7.7	0.000	0.0%	Y	N	N/EL	N/EL	N/EL	N/EL	Y	Y	Y	Y	Y	Y	Y	0.0%		
Hotels, holiday, camping grounds and similar accommodation	BIO 2.1	0.000	0.0%	Y	N	N/EL	N/EL	N/EL	N/EL	Y	Y	Y	Y	Y	Y	Y	0.0%		
Turnover of environmentally sustainable activities (Taxonomy-aligned) (A.1)		0.000	0.0%	0.0%	0.0%	0.0%	0.0%	0.0%	0.0%	Y	Y	Y	Y	Y	Y	Y	0.0%		
Of which Enabling		0.0%	0.0%	0.0%	0.0%	0.0%	0.0%	0.0%	0.0%	Y	Y	Y	Y	Y	Y	Y		E	
Of which Transitional		0.0%	0.0%	0.0%												Y			T
A.2. Taxonomy-Eligible but not environmentally sustainable activities (not Taxonomy-aligned)																			
				Y; N; N/EL	Y; N; N/EL	Y; N; N/EL	Y; N; N/EL	Y; N; N/EL	Y; N; N/EL										
Acquisition and ownership of buildings	CCM/CCA7.7	122.427	98.1%	EL	EL	N/EL	N/EL	N/EL	N/EL										
Hotels, holiday, camping grounds and similar accommodation	BIO 2.1	1.366	1.1%	EL	EL	N/EL	N/EL	N/EL	N/EL										
Turnover of Taxonomy-eligible but not environmentally sustainable activities (not Taxonomy-aligned activities) (A.2)		123.793	99.2%	99.2%	0.0%	0.0%	0.0%	0.0%	0.0%										
Turnover of Taxonomy eligible activities (A.1 + A.2)		123.793	99.2%	99.2%	0.0%	0.0%	0.0%	0.0%	0.0%										
B. TAXONOMY-NON-ELIGIBLE ACTIVITIES																			
Turnover of Taxonomy-non-eligible activities (B)		1.043	0.8%																
Total		124.836	100%																

98.1%
0.0%
98.1%
98.1%

■ Eligible and not aligned
 ■ Aligned
 ■ Non-eligible

	Proportion of revenue/Total revenue	
	Taxonomy-aligned per objective	Taxonomy-eligible per objective
CCM	0.0%	99.2%
CCA	0%	0%
WTR	0%	0%
CE	0%	0%
PPC	0%	0%
BIO	0%	0%



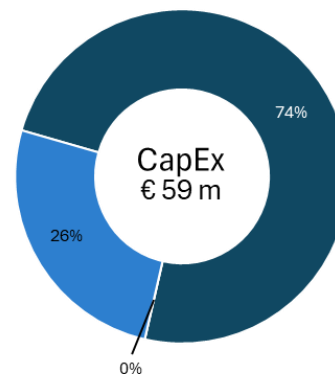
CapEx

Financial year 2025				Substantial contribution criteria						DNSH criteria									
Economic activities	Code(s)	CapEx	Proportion of CapEx Year 2025	Climate Change Mitigation (CCM)	Climate Change Adaptation (CCA)	Water	Pollution	Circular economy	Biodiversity	Climate Change Mitigation (CCM)	Climate Change Adaptation (CCA)	Water	Pollution	Circular economy	Biodiversity	Minimum Safeguards	Proportion of Taxonomy-aligned (A.1.) or eligible (A.2.) CapEx, year 2024	Category enabling activity	Category transitional activity
		€m	%	Y; N; N/EL	Y; N; N/EL	Y; N; N/EL	Y; N; N/EL	Y; N; N/EL	Y; N; N/EL	Y/N	Y/N	Y/N	Y/N	Y/N	Y/N	Y/N	%	E	T
A. TAXONOMY-ELIGIBLE ACTIVITIES																			
A.1. Environmentally sustainable activities (Taxonomy-aligned)																			
Acquisition and ownership of buildings	CCM/CCA7.7	0.000	0.0%	Y	N	N/EL	N/EL	N/EL	N/EL	Y	Y	Y	Y	Y	Y	Y	0.0%		
Hotels, holiday, camping grounds and similar accommodation	BIO 2.1	0.000	0.0%	Y	N	N/EL	N/EL	N/EL	N/EL	Y	Y	Y	Y	Y	Y	Y	0.0%		
CapEx of environmentally sustainable activities (Taxonomy-aligned) (A.1)		0.000	0.0%	0.0%	0.0%	0.0%	0.0%	0.0%	0.0%	Y	Y	Y	Y	Y	Y	Y	0.0%		
Of which Enabling		0.0%	0.0%	0.0%	0.0%	0.0%	0.0%	0.0%	0.0%	Y	Y	Y	Y	Y	Y	Y		E	
Of which Transitional		0.0%	0.0%	0.0%												Y			T
A.2. Taxonomy-Eligible but not environmentally sustainable activities (not Taxonomy-aligned)																			
				Y; N; N/EL	Y; N; N/EL	Y; N; N/EL	Y; N; N/EL	Y; N; N/EL	Y; N; N/EL										
Acquisition and ownership of buildings	CCM7.7/CCA7.7	43.262	73.7%	EL	EL	N/EL	N/EL	N/EL	N/EL										
Hotels, holiday, camping grounds and similar accommodation	BIO 2.1	0.268	0.5%	EL	EL	N/EL	N/EL	N/EL	N/EL										
CapEx of Taxonomy-eligible but not environmentally sustainable activities (not Taxonomy-aligned activities) (A.2)		43.530	74.1%	74.1%	0.0%	0.0%	0.0%	0.0%	0.0%										
CapEx of Taxonomy eligible activities (A.1 + A.2)		43.530	74.1%	74.1%	0.0%	0.0%	0.0%	0.0%	0.0%										
B. TAXONOMY-NON-ELIGIBLE ACTIVITIES																			
CapEx of Taxonomy-non-eligible activities (B)		15.181	25.9%																
Total		58.711	100%																

98.0%
0.0%
98.0%
98.0%

■ Eligible and not aligned ■ aligned ■ non-eligible

	Proportion of CapEx/Total CapEx	
	Taxonomy-aligned per objective	Taxonomy-eligible per objective
CCM	0.0%	74.1%
CCA	0%	0%
WTR	0%	0%
CE	0%	0%
PPC	0%	0%
BIO	0%	0%



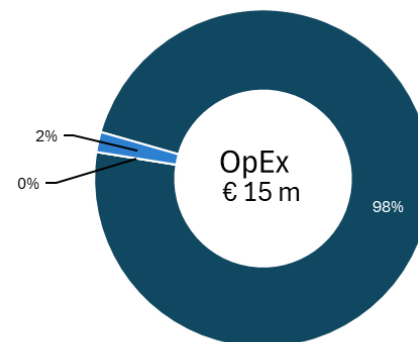
OpEx

Financial year 2025				Substantial contribution criteria						DNSH criteria									
Economic activities	Code(s)	OpEx €m	Proportion of OpEx year 2024 %	Climate Change Mitigation (CCM) Y; N; N/EL	Climate Change Adaptation (CCA) Y; N; N/EL	Water Y; N; N/EL	Pollution Y; N; N/EL	Circular economy Y; N; N/EL	Biodiversity Y; N; N/EL	Climate Change Mitigation (CCM) Y/N	Climate Change Adaptation (CCA) Y/N	Water Y/N	Pollution Y/N	Circular economy Y/N	Biodiversity Y/N	Minimum Safeguards Y/N	Proportion of Taxonomy-aligned (A.1.) or eligible (A.2.) OpEx, year 2024 %	Category enabling activity E	Category transitional activity T
A. TAXONOMY-ELIGIBLE ACTIVITIES																			
A.1. Environmentally sustainable activities (Taxonomy-aligned)																			
Acquisition and ownership of buildings	CCM/CCA.7.7	0.000	0.0%	Y	N	N/EL	N/EL	N/EL	N/EL	Y	Y	Y	Y	Y	Y	Y	0.0%		
Hotels, holiday, camping grounds and similar accommodation	BIO 2.1	0.000	0.0%	Y	N	N/EL	N/EL	N/EL	N/EL	Y	Y	Y	Y	Y	Y	Y	0.0%		
OpEx of environmentally sustainable activities (Taxonomy-aligned) (A.1)		0.000	0.0%	0.0%	0.0%	0.0%	0.0%	0.0%	0.0%	Y	Y	Y	Y	Y	Y	Y	0.0%		
Of which Enabling		0.0%	0.0%	0.0%	0.0%	0.0%	0.0%	0.0%	0.0%	Y	Y	Y	Y	Y	Y	Y		E	
Of which Transitional		0.0%	0.0%	0.0%												Y			T
A.2. Taxonomy-Eligible but not environmentally sustainable activities (not Taxonomy-aligned)																			
Acquisition and ownership of buildings	CCM/CCA.7.7	14.051	95.5%	Y; N; N/EL EL	Y; N; N/EL EL	Y; N; N/EL N/EL	Y; N; N/EL N/EL	Y; N; N/EL N/EL	Y; N; N/EL N/EL								85.7%		
Hotels, holiday, camping grounds and similar accommodation	BIO 2.1	0.383	2.6%	EL	EL	N/EL	N/EL	N/EL	N/EL								0.0%		
OpEx of Taxonomy-eligible but not environmentally sustainable activities (not Taxonomy-aligned activities) (A.2)		14.434	98.1%	98.1%	0.0%	0.0%	0.0%	0.0%	0.0%								85.7%		
OpEx of Taxonomy eligible activities (A.1 + A.2)		14.434	98.1%	98.1%	0.0%	0.0%	0.0%	0.0%	0.0%								85.7%		
B. TAXONOMY-NON-ELIGIBLE ACTIVITIES																			
OpEx of Taxonomy-non-eligible activities (B)		0.283	1.9%																
Total		14.717	100%																

85.7%
0.0%
85.7%
85.7%

■ Eligible and not aligned ■ aligned ■ non-eligible

	Proportion of OpEx/Total OpEx	
	Taxonomy-aligned per objective	Taxonomy-eligible per objective
CCM	0.0%	98.1%
CCA	0%	0%
WTR	0%	0%
CE	0%	0%
PPC	0%	0%
BIO	0%	0%



GLOSSARY & DEFINITIONS

Alternative Performance Measures

The Company presents alternative performance measures (APMs). The APMs used in our report are commonly referred to and analysed amongst professionals participating in the Real Estate Sector to reflect the underlying business performance and to enhance comparability both between different companies in the sector and between different financial periods. APMs should not be considered as a substitute for measures of performance in accordance with the IFRS. The presentation of APMs in the Real Estate Sector is considered advantageous by various participants, including banks, analysts, bondholders and other users of financial information:

- APMs provide additional helpful and useful information in a concise and practical manner.
- APMs are commonly used by senior management and Board of Directors for their decisions and setting of mid and long-term strategy of the Group and assist in discussion with outside parties.
- APMs in some cases might better reflect key trends in the Group's performance which are specific to that sector, i.e. APMs are a way for the management to highlight the key value drivers within the business that may not be obvious in the consolidated financial statements.

For new definitions of measures or reasons for their change, see below.

EPRA NRV

EPRA NRV assumes that entities never sell assets and aims to represent the value required to rebuild the entity. The objective of the EPRA Net Reinstatement Value measure is to highlight the value of net assets on a long-term basis. Assets and liabilities that are not expected to crystallise in normal circumstances such as the fair value movements on financial derivatives and deferred taxes on property valuation surpluses are therefore excluded. Since the aim of the metric is to also reflect what would be needed to recreate the company through the investment markets based on its current capital and financing structure, related costs such as real estate transfer taxes should be included.

The performance indicator has been prepared in accordance with best practices as defined by EPRA (European Public Real Estate Association) in its Best Practices Recommendations guide, available on EPRA's website (www.epra.com).

EPRA NRV per share

EPRA NRV divided by the diluted number of shares at the period end.

EPRA NDV

EPRA NDV represents the shareholders' value under a disposal scenario, where deferred tax, financial instruments and certain other adjustments are calculated to the full extent of their liability, net of any resulting tax. The objective of the EPRA NDV measure is to report net asset value including fair value adjustments in respect of all material balance sheet items which are not reported at their fair value as part of the EPRA NRV.

The performance indicator has been prepared in accordance with best practices as defined by EPRA (European Public Real Estate Association) in its Best Practices Recommendations guide, available on EPRA's website (www.epra.com).

EPRA NDV per share

EPRA NDV divided by the diluted number of shares at the period end.

Equity ratio

Equity ratio is a measure that provides a general assessment of financial risk undertaken and is calculated as total equity as reported divided by total assets as reported.

Project Loan-to-Value

With respect to a structure of financing, the Group no longer provides the calculation of this measure, since it might be confusing for the reader.

EPRA NAV and EPRA NAV per share

The Group no longer provides the calculation of these measures, since they were replaced by the calculation of EPRA NRV and EPRA NRV per share.

EPRA NNNAV and EPRA NNNAV per share

The Group no longer provides the calculation of these measures, since they were replaced by the calculation of EPRA NDV and EPRA NDV per share.

Other definitions**EPRA**

European Public Real Estate Association.

Development for rental

Development for Rental represents carrying value of developed assets – ie. under development or finished assets – being held by the Group with the intention to rent the assets in the foreseeable future.

Development for sale

Development for Sale represents carrying value of developed assets – ie. under development or finished assets – being held by the Group with the intention to sell the assets in the foreseeable future.

Gross Asset Value (GAV) or Fair value of Property portfolio or Property portfolio value

The sum of fair value of all real estate assets held by the Group on the basis of the consolidation scope and real estate financial investments (being shares in real estate funds, loans to third parties active in real estate or shares in non-consolidated real estate companies).

Gross Leasable Area (GLA)

GLA is the amount of floor space available to be rented. GLA is the area for which tenants pay rent, and thus the area that produces income for the property owner.

Gross Saleable Area (GSA)

GSA is the amount of floor space held by the Group with the intention to be sold. GSA is the area of property to be sold with a capital gain.

Market value

The estimated amount determined by the Group's external valuer in accordance with the RICS Valuation Standards, for which a property should exchange on the date of valuation between a willing buyer and a willing seller in an arm's-length transaction after proper marketing.

Occupancy rate

The ratio of leased premises to leasable premises.

Potential gross leasable area

Potential Gross Leasable Area is the total amount of floor space and land area being developed which the Group is planning to rent after the development is complete.

Potential gross saleable area

Potential Gross Saleable Area is the total amount of floor space and land area being developed which the Group is planning to sell after the development is complete.

CPI FIM S.A.
40 rue de la Vallée
L-2661 Luxembourg
R.C.S. Luxembourg B 44996
(the "Company")

**DECLARATION LETTER
FINANCIAL REPORTS
AS AT 31 DECEMBER 2025**

1.1. Person responsible for the Annual Financial Report

- Mr. David Greenbaum, acting as Managing Director of the Company, with professional address at 40 rue de la Vallée, L-2661 Luxembourg, Grand-Duchy of Luxembourg, email: D.Greenbaum@cpipg.com.

1.2. Declaration by the person responsible for the Annual Financial Report

The undersigned hereby declares that, to the best of his knowledge:

- the consolidated financial statements of the Company as at 31 December 2025, prepared in accordance with the International Financial Reporting Standards ("IFRS") as adopted by the European Union, give a true and fair view of the assets, liabilities, financial position and results of the Company and its subsidiaries included in the consolidation taken as a whole; and
- that the Management Report as at 31 December 2025 provides a fair view of the development and performance of the business and the position of the Company and its subsidiaries included in the consolidation taken as a whole, together with a description of the principal risks and uncertainties they face.

Approved by the Board of Directors and signed on its behalf by Mr. David Greenbaum.

Luxembourg, on 31 March 2026



Mr. David Greenbaum
Managing Director

CPI FIM SA

CONSOLIDATED FINANCIAL STATEMENTS
AS AT 31 DECEMBER 2025

Consolidated statement of comprehensive income

The accompanying notes form an integral part of these consolidated financial statements.

	Note	Year-ended	
		31 December 2025	31 December 2024
Gross rental income	5.1	74,737	56,385
Service charges and other income	5.2	37,047	33,530
Cost of service and other charges	5.2	(34,451)	(30,782)
Property operating expenses	5.3	(14,486)	(12,158)
Net service and rental income		62,847	46,975
Development sales	5.4	11,727	57,750
Cost of goods sold	5.4	(7,264)	(56,405)
Development operating expenses	5.4	(81)	–
Net development income		4,382	1,345
Hotel revenue		1,325	–
Hotel operating expenses		(231)	–
Net hotel income		1,094	–
Revenue from other business operations		–	–
Related operating expenses		–	–
Net income from other business operations		–	–
Total revenues		124,836	147,665
Total direct business operating expenses		(56,513)	(99,345)
Net business income		68,323	48,320
Net valuation gain/(loss)	5.5	11,520	(12,871)
Net gain on the disposal of investment property and subsidiaries	5.6	2,843	29
Net gain on disposal of subsidiaries and financial investments	5.6	19,503	–
Amortisation, depreciation and impairments	5.7	(15,927)	(11,851)
Administrative expenses	5.8	(12,820)	(6,918)
Other operating income		6,317	2,424
Other operating expenses		(5,416)	(946)
Operating result		74,343	18,187
Interest income	5.9	194,052	234,991
Interest expense	5.9	(124,544)	(156,059)
Other net financial result	5.10	(4,040)	(23,559)
Net finance income		65,468	55,373
Share of profit of equity-accounted investees (net of tax)	6.3	2,718	9
Profit before income tax		142,529	73,569
Income tax expense	5.11	(38,558)	(7,967)
Net profit from continuing operations		103,971	65,602
Items that may or are reclassified subsequently to profit or loss			
Translation difference		17,274	(6,611)
Cashflow hedges		5,647	745
Income tax on other comprehensive income items		(1,089)	887
Items that will not be reclassified subsequently to profit or loss			
Fair value changes of financial assets		1,499	(5,557)
<i>Other comprehensive income for the period, net of tax</i>		23,331	(10,536)
Total comprehensive income for the year		127,302	55,066
Profit attributable to:			
Owners of the Company		94,093	78,331
<i>Non-controlling interests</i>		9,878	(12,729)
<i>Profit for the year</i>		103,971	65,602
Total comprehensive income attributable to:			
Owners of the Company		117,424	67,795
<i>Non-controlling interests</i>		9,878	(12,729)
<i>Total comprehensive income for the year</i>		127,302	55,066
Earnings per share			
<i>Basic earnings in EUR per share</i>	6.11	0.07	0.06
<i>Diluted earnings in EUR per share</i>	6.11	0.07	0.06

Consolidated statement of financial position

The accompanying notes form an integral part of these consolidated financial statements.

	Note	31 December 2025	31 December 2024
Non-current assets			
Intangible assets		1,176	1,122
Investment property	6.1	1,721,733	2,127,375
Property, plant and equipment	6.2	1,092	2,352
Equity accounted investees	6.3	147,145	16,805
Other investments	6.4	52,540	51,681
Loans provided	6.5	829,455	3,475,699
Other receivables		83,651	117
Deferred tax asset	5.11	58,078	90,067
		2,894,870	5,765,218
Current assets			
Inventories	6.6	133,265	36,690
Income tax receivables		5,171	2,228
Derivative instruments		–	–
Trade receivables	6.7	4,202	32,691
Loans provided	6.5	479,972	234,484
Cash and cash equivalents	6.8	159,761	163,443
Other receivables	6.9	160,390	280,725
Other non-financial assets		7,481	16,570
Assets held for sale	6.10	83,413	5,572
		1,033,655	772,403
Total assets		3,928,525	6,537,621
Equity			
Equity attributable to owners of the Company	6.11	1,566,028	1,441,646
Share capital		13,145	13,145
Share premium		784,670	784,670
Other reserves		157,240	133,909
Retained earnings		610,973	509,922
Non-controlling interests	6.11	1,672	321,538
		1,567,700	1,763,184
Non-current liabilities			
Financial debts	6.12	888,726	4,003,698
Deferred tax liability	5.11	127,294	173,370
Other financial liabilities	6.13	22,922	22,189
		1,038,942	4,199,257
Current liabilities			
Financial debts	6.12	904,772	168,787
Trade payables	6.14	22,660	27,443
Income tax liabilities	6.16	1,728	4,642
Other financial liabilities	6.15	382,890	371,226
Other non-financial liabilities	6.16	2,864	3,082
Liabilities linked to assets held for sale	6.10	6,969	–
		1,321,883	575,180
Total equity and liabilities		3,928,525	6,537,621

Consolidated statement of changes in equity

The accompanying notes form an integral part of these consolidated financial statements.

	Note	Share capital	Share premium	Translation reserve	Other reserves	Retained earnings	Equity attributable to owners of the Company	Non-controlling interests	Total equity
As at 1 January 2025	6.11	13,145	784,670	42,806	91,103	509,922	1,441,646	321,538	1,763,184
Profit for the year		–	–	–	–	94,093	94,093	9,878	103,971
Other comprehensive income		–	–	17,274	6,057	–	23,331	–	23,331
Total comprehensive income for the period		–	–	17,274	6,057	94,093	117,424	9,878	127,302
Other transactions with NCI		–	–	–	–	–	–	8,464	8,464
Acquisition of NCI without change in control		–	–	–	–	6,958	6,958	(338,208)	(331,250)
Balance as at 31 December 2025		13,145	784,670	60,080	97,160	610,973	1,566,028	1,672	1,567,700

	Note	Share capital	Share premium	Translation reserve	Other reserves	Retained earnings	Equity attributable to owners of the Company	Non-controlling interests	Total equity
As at 1 January 2024	6.11	13,145	784,670	49,417	95,028	514,887	1,457,147	467	1,457,614
Profit for the year		–	–	–	–	78,331	78,331	(12,729)	65,602
Other comprehensive income		–	–	(6,611)	(3,925)	–	(10,536)	–	(10,536)
Total comprehensive income for the period		–	–	(6,611)	(3,925)	78,331	67,795	(12,729)	55,066
Acquisition of subsidiaries	6.11	–	–	–	–	–	–	153,284	153,284
Sale of non-controlling interest		–	–	–	–	(83,296)	(83,296)	180,516	97,220
Balance as at 31 December 2024		13,145	784,670	42,806	91,103	509,922	1,441,646	321,538	1,763,184

Consolidated statement of cash flows

The accompanying notes form an integral part of these consolidated financial statements.

	Note	Year-ended	
		31 December 2025	31 December 2024
Profit before income tax		142,529	73,569
Adjusted by:			
Net valuation gain	5.5, 6.1	(11,520)	12,871
Net gain on the disposal of investment property	5.6	(2,843)	(29)
Depreciation and amortisation	5.7	673	801
Impairment/(reversal of impairment)	5.7	15,254	11,050
Gain on the disposal of subsidiaries and investees	5.6	(19,503)	-
Net interest income		(69,508)	(12,644)
Share of profit of equity accounted investees	6.3	(2,718)	(9)
Unrealised exchange rate differences and other non-cash transactions		5,514	6,371
Profit before changes in working capital and provisions		57,878	91,980
Increase in inventories		(29,157)	(15,517)
Increase in trade and other receivables		(43,425)	(24,263)
Increase/(decrease) in trade and other payables		9,661	(1,083)
Income tax paid		(9,646)	(3,569)
Net cash from operating activities		(14,689)	47,548
Acquisition of joint-ventures, net of cash acquired		(47,412)	-
Purchase and expenditures on property, plant and equipment and intangible assets		(848)	(647)
Purchase and expenditures on investment property	6.1	(58,205)	(35,460)
Proceeds from sale of investment property	5.6	17,952	6,586
Proceeds from sale of inventories		-	57,599
Proceeds from disposals of subsidiaries, net of cash disposed	5.6	208,833	-
Loans provided	6.5	(88,921)	(250,513)
Loans repaid	6.5	596,418	1,572,785
Interest received		96,177	229,158
Net cash used in investing activities		723,994	1,579,508
Drawdowns of loans and borrowings	6.12	146,474	80,448
Repayments of loans and borrowings	6.12	(434,937)	(1,510,900)
Interest paid	6.12	(93,274)	(116,763)
Acquisition of non-controlling interest		(331,250)	-
Gain from financial derivatives		-	-
Net cash from financing activities		(712,987)	(1,547,215)
Net increase/(decrease) in cash		(3,682)	79,841
Cash and cash equivalents at the beginning of the year	6.8	163,443	83,602
Cash and cash equivalents at the end of the year		159,761	163,443

Notes to the consolidated financial statements

1 General information

CPI FIM SA, société anonyme (the “Company”) and its subsidiaries (together the “Group” or “CPI FIM”), is an owner of income-generating real estate primarily in Poland and in the Czech Republic as well as of landbank and development projects. The Company is a subsidiary of CPI Property Group (also “CPIPG” and together with its subsidiaries as the “CPIPG Group”), which holds 97.31% of the Company shares.

The Company is a joint stock company incorporated for an unlimited term and registered in Luxembourg. The address of its registered office is 40, rue de la Vallée, L-2661 Luxembourg, Grand Duchy of Luxembourg. The trade registry number of the Company is B 44 996.

The Company’s shares registered under ISIN code LU0122624777 are listed on the regulated markets of the Luxembourg Stock Exchange and the Warsaw Stock Exchange.

Description of the ownership structure

As at 31 December 2025, CPIPG directly owns 97.31% of the Company shares. CPIPG is a Luxembourg joint stock company (*société anonyme*).

As at 31 December 2025, Radovan Vitek (Vitek Trusts) is the controlling shareholder of CPIPG holding indirectly 87.81% of its shares.

For the list of shareholders as at 31 December 2025 refer to note 6.11.

Board of Directors

As at 31 December 2025, the Board of Directors consists of the following directors:

Mr. David Greenbaum

Mr. Edward Hughes

Mrs. Anita Dubost

Mr. Alfred Brandner

CPI Director A, a.s. (represented by Zdeněk Havelka)

CPI Director B, a.s. (represented by Pavel Měchura)

and CPI Director C, a.s. (represented by Jan Kratina)

2 Basis of preparation and significant accounting policies

2.1 Basis of preparation of consolidated financial statements

(a) Basis of preparation

The consolidated financial statements have been prepared in accordance with International Financial Reporting Standards (IFRS) as adopted by the European Union.

All the figures are presented in thousands of Euros, except if explicitly indicated otherwise.

The consolidated financial statements have been prepared on a going concern basis.

The consolidated financial statements were authorised for issue by the Board of Directors on 31 March 2026.

(b) New and amended standards and interpretations

For the preparation of these consolidated financial statements, the following amended standards and interpretations are mandatory for the first time for the financial year beginning 1 January 2025. The amendments and interpretations apply for the first time in 2025, but do not have an impact on the consolidated financial statements of the Group. The Group has not early adopted any standards, interpretations or amendments that have been issued but are not yet effective.

IAS 21 The Effects of Changes in Foreign Exchange Rates: Lack of Exchangeability (Amendments)

The amendments are effective for annual reporting periods beginning on or after January 1, 2025. The amendments specify how an entity should assess whether a currency is exchangeable and how it should determine a spot exchange rate when exchangeability is lacking. A currency is considered to be exchangeable into another currency when an entity is able to obtain the other currency within a time frame that allows for a normal administrative delay and through a market or exchange mechanism in which an exchange transaction would create enforceable rights and obligations. If a currency is not exchangeable into another currency, an entity is required to estimate the spot exchange rate at the measurement date. An entity's objective in estimating the spot exchange rate is to reflect the rate at which an orderly exchange transaction would take place at the measurement date between market participants under prevailing economic conditions. The amendments note that an entity can use an observable exchange rate without adjustment or another estimation technique. Management has assessed that the amendment did not have material impact on the Group.

The amendments that are not yet effective, but have been endorsed by the European Union

IFRS 9 Financial Instruments and IFRS 7 Financial Instruments: Disclosures – Classification and Measurement of Financial Instruments (Amendments)

In May 2024, the IASB issued amendments to the Classification and Measurement of Financial Instruments which amended IFRS 9 Financial Instruments and IFRS 7 Financial Instruments: Disclosures and they become effective for annual reporting periods beginning on or after January 1, 2026, with earlier application permitted.

IFRS 9 Financial Instruments and IFRS 7 Financial Instruments: Disclosures – Contracts Referencing Nature-dependent Electricity (Amendments)

In December 2025, the IASB issued targeted amendments for a better reflection of Contracts Referencing Nature-dependent Electricity, which amended IFRS 9 Financial Instruments and IFRS 7 Financial Instruments: Disclosures and they become effective for annual reporting periods beginning on or after January 1, 2026, with earlier application permitted.

Annual Improvements to IFRS Accounting Standards – Volume 11 The IASB's annual improvements process deals with non-urgent, but necessary, clarifications and amendments to IFRS. In July 2024, the IASB issued Annual Improvements to IFRS Accounting Standards – Volume 11. An entity shall apply those amendments for annual reporting periods beginning on or after January 1, 2026. The Annual Improvements to IFRS Accounting Standards – Volume 11, includes amendments to IFRS 1, IFRS 7, IFRS 9, IFRS 10, and IAS 7. These amendments aim to clarify wording, correct minor unintended consequences, oversights, or conflicts between requirements in the standards. The amendments have no impact on the Group. **The standards/amendments that are not yet effective and have not yet been endorsed by the European Union**

IFRS 19 Subsidiaries without Public Accountability: Disclosures (including amendments)

IFRS 19 permits subsidiaries without public accountability to use reduced disclosure requirements if their parent company (either ultimate or intermediate) prepares publicly available consolidated financial statements in compliance with IFRS accounting standards. These subsidiaries must still apply the recognition, measurement and presentation requirements in other IFRS accounting standards. Unless otherwise specified, eligible entities that elect to apply IFRS 19 will not need to apply the disclosure requirements in other IFRS accounting standards. The amendments issued in August 2025 reduce the disclosure requirements of new IFRS accounting standards, which had been included in full when IFRS 19 was first issued. IFRS 19 (including the amendments) is effective for reporting periods beginning on or after January 1, 2027, with early application permitted. The standard (including the amendments) has not yet been endorsed by the EU. **Amendment in IFRS 10 Consolidated Financial Statements and IAS 28 Investments in Associates and Joint Ventures: Sale or Contribution of Assets between an Investor and its Associate or Joint Venture** The amendments address an acknowledged inconsistency between the requirements in IFRS 10 and those in IAS 28, in dealing with the sale or contribution of assets between an investor and its associate or joint venture. The main consequence of the amendments is that a full gain or loss is recognised when a transaction involves a business (whether it is housed in a subsidiary or not). A partial gain or loss is recognised when a transaction involves assets that do not constitute a business, even if these assets are housed in a subsidiary. In December 2015 the IASB postponed the effective date of this amendment indefinitely pending the outcome of its research project on the equity method of accounting. The standard has not yet been endorsed by the EU. **The standards/amendments have no impact on the Group.** **IFRS 18 Presentation and Disclosure in Financial Statements** IFRS 18 introduces new requirements on presentation within the statement of profit or loss. It requires an entity to classify all income and expenses within its statement of profit or loss into one of the

five categories: operating; investing; financing; income taxes; and discontinued operations. These categories are complemented by the requirements to present subtotals and totals for 'operating profit or loss', 'profit or loss before financing and income taxes' and 'profit or loss'. It also requires disclosure of management-defined performance measures and includes new requirements for aggregation and disaggregation of financial information based on the identified 'roles' of the primary financial statements and the notes. In addition, there are consequential amendments to other accounting standards. IFRS 18 is effective for reporting periods beginning on or after January 1, 2027, with earlier application permitted. Retrospective application is required in both annual and interim financial statements. The standard has not yet been endorsed by the EU. The Group analyses the impact of the IFRS 18 standard on its consolidated financial statements.

(c) Basis of measurement

The consolidated financial statements have been prepared on a historical cost basis except for the following material items in the consolidated statement of financial position, which are measured as indicated below at each reporting date:

- Inventories at lower of cost or net realisable value;
- Investment property is measured at fair value;
- Derivative instruments are measured at fair value;
- Non-derivative financial instruments at fair value through profit or loss are measured at fair value;

(d) Functional and presentation currency

These consolidated financial statements are presented in Euro (EUR), which is the Company's functional currency. All financial information presented in EUR has been rounded to the nearest thousand, except when otherwise indicated. The functional currencies of other entities within the Group are listed in note 2.2(b).

(e) Use of estimates and judgements

The preparation of the consolidated financial statements in conformity with IFRS as adopted by the European Union requires management to make judgements, estimates and assumptions that affect the application of accounting policies and the reported amounts of assets and liabilities, income and expenses. The estimates and assumptions are based on historical experience, internal calculations and various other factors that the management believes to be reasonable under the circumstances. The actual result might differ from the estimates.

Estimates and underlying assumptions are reviewed on an ongoing basis. Revisions to accounting estimates are recognised in the period in which the estimates are revised and in any future periods affected.

Information about critical judgements in applying accounting policies that have the most significant effect on the amounts recognised in the financial statements is included in the following notes:

- Note 2.2(c) – Classification of investment property
- Note 2.2(l) – Service charges: Gross versus net revenue recognition.

Information about assumptions and estimation uncertainties that have a significant risk of a material adjustment within the next financial year are included in the following notes:

- Note 2.2(i) – Impairment test;
- Note 2.3 – Determination of fair value;
- Note 5.12 – Income tax expenses;
- Note 7 – Financial risk management.

2.2 Significant accounting policies

Except for the changes described above in note 2.1(b). New standards, the accounting policies used in preparing the consolidated financial statements are set out below. These accounting policies have been consistently applied in all material respects to all periods presented.

(a) Basis of consolidation

(i) Business combinations

The Group uses the direct method of consolidation, under which the financial statements are translated directly into the presentation currency of the Group, EUR. Subsidiaries are fully consolidated from the date of the acquisition, being the date on which the Group obtains control, and continue to be consolidated until the date when such control ceases. All intra-group balances, transactions, unrealised gains and losses resulting from intra-group transactions and dividends are eliminated in full on consolidation.

Goodwill is initially measured at cost, being the excess of the aggregate of the consideration transferred and the amount recognised for noncontrolling interests, and any previous interest held, over the net identifiable assets acquired and liabilities assumed. When the excess is negative, a bargain purchase gain is recognised immediately in profit or loss. The consideration transferred does not include amounts related to the settlement of pre-existing relationships. Such amounts generally are recognised in profit or loss. Transaction costs, other than those associated with the issue of debt or equity securities, that the Group incurs in connection with a business combination are expensed as incurred.

Any contingent consideration payable is measured at fair value at the acquisition date. If the contingent consideration is classified as equity, then it is not re-measured and settlement is accounted for within the equity. Otherwise, subsequent changes in the fair value of the contingent consideration are recognised in profit or loss.

The interest of non-controlling shareholders at the date of the business combination is generally recorded at the non-controlling interest's proportionate share of the acquiree's identifiable net assets, which are generally at fair value, unless Group management has any other indicators about the non-controlling interest fair value.

Changes in the Group's interest in a subsidiary that do not result in a loss of control are accounted for as equity transactions.

(ii) Business combinations involving entities under common control

Business combinations arising from transfers of interests in entities that are under the control of the shareholder that controls the Group are not in scope of IFRS 3. The assets and liabilities acquired are recognised at the carrying amounts recognised previously in the financial statements of the acquiree or at deemed costs if the local standards are different from IFRS adopted by the EU. Components of equity of the acquired entities are added to the corresponding equity components of the Group and any gain or loss arising is recognised in equity.

(iii) Loss of control

On the loss of control, the Group derecognises the assets and liabilities of the subsidiary, any non-controlling interests and the other components of equity related to the subsidiary. Any surplus or deficit arising on the loss of control is recognised in profit or loss. If the Group retains any interest in the previous subsidiary, then such interest is measured at fair value at the date that control is lost. Subsequently it is accounted for as equity accounted investee or as a debt investment at fair value through OCI depending on the level of influence retained.

(iv) Equity accounted investees

Associates are those entities in which the Group has significant influence, but not control or joint control, over the financial and operating policies. The considerations made in determining significant influence or joint control are similar to those necessary to determine control over subsidiaries. The Group's investment in joint venture are accounted for using the equity method.

The financial statements of the equity accounted investees are prepared for the same reporting period as the Group. The accounting policies are aligned with those of the Group. Therefore, no adjustments are made when measuring and recognising the Group's share of the profit or loss of the investees after the date of acquisition.

The Group's investment in joint venture are accounted for using the equity method. The aggregate of the Group's share of profit or loss of a joint venture is shown on the face of the statement of profit or loss outside operating profit and represents profit or loss after tax and non[1]controlling interests in joint venture. Under the equity method, the investment in a joint venture is initially recognised at cost. The carrying amount of the investment is adjusted to recognise changes in the Group's share of net assets of joint venture since the acquisition date. Goodwill relating to joint venture is included in the carrying amount of the investment and is not tested for impairment separately. The cost of the investment includes transaction costs. The statement of profit or loss reflects the Group's share of the results of operations of joint venture. Any change in OCI of those investees is presented as part of the Group's OCI. In addition, when there has been a change recognised directly in the equity of joint venture, the Group recognises its share of any changes, when applicable, in the statement of changes in equity. Unrealised gains and losses resulting from transactions between the Group and the joint venture are eliminated to the extent of the interest in joint venture.

After application of the equity method, the Group determines whether it is necessary to recognise an impairment loss on its investment in joint venture. At each reporting date, the Group determines whether there is objective evidence that the investment in joint venture is impaired. If there is such evidence, the Group calculates the amount of impairment as the difference between the recoverable amount of joint venture and its carrying value, and then recognises the loss within 'Share of profit of an associate and a joint venture' in the statement of profit or loss.

Upon loss of significant influence over joint control over the joint venture, the Group measures and recognises any retained investment at its fair value. Any difference between the carrying amount of the joint venture upon loss of significant influence or joint control and the fair value of the retained investment and proceeds from disposal is recognised in profit or loss.

(v) Property asset acquisition

Transaction that does not represent a business combination, because the acquired entity does not constitute a business in accordance with the IFRS 3, are accounted for as an asset acquisition.

(b) Foreign currency

(i) Functional currencies

Functional currencies of the companies in the Group are the currencies of the primary economic environment in which the entities operate, and the majority of its transactions are carried out in this currency.

The Group's consolidated financial statements are presented in EUR. The table below presents functional currencies of all Group's subsidiaries having non-EUR functional currency. Each Group's subsidiary determines its own functional currency, and items included in the financial statements of each entity are measured using that functional currency. For the purposes of inclusion in the consolidated financial statements, the statement of financial position of entities with non-EUR functional currencies are translated to EUR at the exchange rates prevailing at the balance sheet date and the income statements are translated at the average exchange rate for each month of the relevant year. The resulting net translation difference is recorded in OCI. When a foreign operation is disposed of, the cumulative amount in the translation reserve related to that foreign operation is reclassified to profit or loss as a part of gain or loss on the disposal.

Group entities in different countries that have non-EUR functional currency:

Country	Functional currency
Czech Republic	CZK
Poland	PLN

(ii) Foreign currency transactions

Transactions in foreign currencies are translated to the respective functional currencies of the Group's entities at exchange rates valid at the dates of the transactions. Monetary assets and liabilities denominated in foreign currencies at the reporting date are retranslated to the functional currency at the exchange rate at that date. The foreign currency gain or loss on monetary items is the difference between the amortised cost in the functional currency at the beginning of the period, adjusted for effective interest and payments during the period, and the amortised cost in foreign currency translated at the exchange rate at the end of the period.

Non-monetary assets and liabilities denominated in foreign currencies that are measured at fair value are retranslated to the functional currency at the exchange rate at the date that the fair value was determined. Non-monetary items in a foreign currency that are measured based on historical cost are translated using the exchange rate at the date of the transaction.

Foreign currency differences arising on retranslation are recognised in profit or loss, except for the differences arising on the retranslation of qualifying cash flow hedges to the extent the hedge is effective, which are recognised in OCI.

The Group translates the foreign currency operations and transactions using the foreign exchange rates declared by relevant central banks.

(c) Investment property and investment property under development

Investment property is property held either to earn rental income or for capital appreciation or for both. Investment property is measured at cost on initial recognition and subsequently at fair value with any change therein recognised in profit or loss. Cost of investment property includes expenditure that is directly attributable to the acquisition of the investment property. The cost of self-constructed investment property includes the cost of material and direct labour, any other costs directly attributable to bringing the investment property to a working condition for their intended use and capitalised borrowing costs.

External independent valuation companies, having appropriate recognised professional qualifications and recent experience in the location and category of property being valued, valued the portfolio of investment property at the year end of 2025 and 2024 respectively.

Any gain or loss on disposal of an investment property (calculated as the difference between the net proceeds from disposal and the carrying amount of the item) is recognised in profit or loss.

Property that is being constructed or developed for future use is measured at fair value until construction or development is completed. Any gain or loss arising on the measurement is recognised in profit or loss.

The Group capitalises external borrowing costs on qualifying investment properties under development.

(d) Leased assets

The Group recognises right-of-use assets at the commencement date of the lease. Right-of-use assets are measured at cost, less any accumulated depreciation and impairment losses, and adjusted for any remeasurement of lease liabilities. The cost of right-of-use assets includes the amount of lease liabilities recognised, initial direct costs incurred, and lease payments made at or before the commencement date less any lease incentives received. Unless the Group is reasonably certain to obtain ownership of the leased asset at the end of the lease term, the recognised right-of-use assets are depreciated on a straight-line basis over the shorter of its estimated useful life and the lease term. Right-of-use assets are subject to impairment.

Short-term leases and leases of low-value assets: The Group applies the short-term lease recognition exemption to its short-term leases. Short term leases have a lease term of 12 months or less from the commencement date and do not contain a purchase option. It also applies the lease of low-value assets recognition exemption to leases of office equipment that are considered of low value. Lease payments on short-term leases and leases of low-value assets are recognised as expense on a straight-line basis over the lease term.

The Group determines the lease term as the non-cancellable term of the lease, together with any periods covered by an option to extend the lease if it is reasonably certain to be exercised, or any periods covered by an option to terminate the lease, if it is reasonably certain not to be exercised.

(e) Property, plant and equipment

(i) Recognition and measurement

Items of property, plant and equipment are measured at cost less accumulated depreciation (see below) and impairment losses (see accounting policy 2.2 (i)).

Other items of property, plant and equipment are measured at the lower of cost less accumulated depreciation and impairment losses. Cost includes expenditure that is directly attributable to the acquisition of the asset. The cost of self-constructed assets includes the cost of materials, direct labour and any other costs directly attributable to bringing the assets to a working condition for their intended use, capitalised borrowing costs and an appropriate proportion of production overheads.

Where components of property, plant and equipment have different useful lives, they are accounted for as separate items (major components) of property, plant and equipment.

Any gain or loss on disposal of an item of property, plant and equipment (calculated as the difference between the net proceeds from disposal and the carrying amount of the item) is recognised in profit or loss.

(ii) Reclassification to investment property

When the use of a property changes from owner-occupied to investment property, the property is reclassified to investment property and remeasured to fair value. Any gain arising on remeasurement is recognised in profit or loss to the extent that it reverses the

previous impairment loss on the specific property, with any remaining gain recognised in OCI and presented in the revaluation reserve in equity. Any loss is recognised immediately in profit or loss.

(iii) Subsequent costs

Subsequent expenditure is capitalised only when it is probable that the future economic benefits associated with the expenditure will flow to the Group.

Ongoing repairs and maintenance is expensed as incurred.

(iv) Depreciation

Items of property, plant and equipment are depreciated on a straight-line basis in profit or loss over the estimated useful lives of each component. Leased assets are depreciated over the shorter of the lease term and their useful lives unless it is reasonably certain that the Group will obtain ownership by the end of the lease term. Land is not depreciated.

Items of property, plant and equipment are depreciated from the date that they are ready for use.

The estimated useful lives for the current and comparative period are as follows:

Assets	2025	2024
Property	50 – 80 years	50 – 80 years
Equipment	5 – 10 years	5 – 10 years
Fittings	3 – 20 years	3 – 20 years

Depreciation methods, useful lives and residual values are reviewed at each reporting date and adjusted if appropriate.

(f) Intangible assets

(i) Other intangible assets

Other intangible assets that are acquired by the Group and have finite useful lives, are measured at cost less accumulated amortisation (see (iii) below) and accumulated impairment losses (see accounting policy 2.2 (i)).

(ii) Subsequent expenditure

Subsequent expenditure on intangible assets is capitalised only when it increases the future economic benefits embodied in the specific asset to which it relates. All other expenditure is recognised in profit or loss as incurred.

(iii) Amortisation

Except for goodwill and intangible assets with indefinite useful life, intangible assets are amortised on a straightline basis in profit or loss over their estimated useful lives, from the date that they are available for use.

Amortisation methods, useful lives and residual values are reviewed at each reporting date and adjusted if appropriate.

(g) Inventories

Inventories represent trading property and are measured at the lower of cost and net realisable value.

Cost includes expenditure that is directly attributable to the acquisition of the trading property. The cost of self-constructed trading property includes the cost of material and direct labour, any other costs directly attributable to bringing the trading property to a condition for their intended use and capitalised borrowing costs. Deemed costs of trading property reclassified from existing investment property is the fair value of such property.

Net realisable value is the estimated selling price in the ordinary course of business less the estimated costs of completion and selling expenses.

(h) Financial instruments

Initial recognition and measurement

Financial assets are classified, at initial recognition: as subsequently measured at amortised cost, fair value through other comprehensive income (OCI), and fair value through profit or loss.

The Group measures financial assets at *amortised cost* if both of the following conditions are met:

- The financial asset is held within a business model with the objective to hold financial assets in order to collect contractual cash flows; and
- The contractual terms of the financial asset give rise on specified dates to cash flows that are solely payments of principal and interest on the principal amount outstanding.

A debt investment is classified and measured at fair value through OCI if it meets both of the following conditions:

- The financial asset is held within a business model with the objective of both holding to collect contractual cash flows and selling; and
- The contractual terms of the financial asset give rise on specified dates to cash flows that are solely payments of principal and interest on the principal amount outstanding.

All financial assets not classified as measured at amortised cost or fair value through OCI as described above are measured at fair value through profit or loss. On initial recognition, the Group may irrevocably designate a financial asset, that otherwise meets the

requirements to be classified and measured at amortised cost or at fair value through OCI, to be classified and measured at fair value through profit or loss if it eliminates or reduces an accounting mismatch that would otherwise arise.

Subsequent measurement

For purposes of subsequent measurement, financial assets are classified in four categories:

- Financial assets at amortised cost (debt instruments)

This category is the most relevant to the Group. The Group's financial assets at amortised cost include trade receivables, and loans provided.

Financial assets at amortised cost are subsequently measured using the effective interest (EIR) method and are subject to impairment. Gains and losses are recognised in profit or loss when the asset is derecognised, modified or impaired.

- Financial assets at fair value through OCI (debt instruments)

For debt instruments at fair value through OCI, interest income, foreign exchange revaluation and impairment losses or reversals are recognised in the statement of profit or loss and computed in the same manner as for financial assets measured at amortised cost. The remaining fair value changes are recognised in OCI. Upon derecognition, the cumulative fair value change recognised in OCI is recycled to profit or loss.

- Financial assets designated at fair value through OCI (equity instruments)

Gains and losses on these financial assets are never recycled to profit or loss. Dividends are recognised as other income in the statement of profit or loss when the right of payment has been established, except when the Group benefits from such proceeds as a recovery of part of the cost of the financial asset, in which case, such gains are recorded in OCI. Equity instruments designated at fair value through OCI are not subject to impairment assessment.

The Group elected to classify irrevocably its non-listed equity investments under this category.

Investment in an equity instrument that does not have a quoted market price in an active market and for which other methods of reasonably estimating fair value are inappropriate are carried at cost.

- Financial assets at fair value through profit or loss

Financial assets are classified as held for trading if they are acquired for the purpose of selling or repurchasing in the near term. Derivatives, including separated embedded derivatives, are also classified as held for trading unless they are designated as effective hedging instruments. Financial assets with cash flows that are not solely payments of principal and interest are classified and measured at fair value through profit or loss, irrespective of the business model.

Financial assets at fair value through profit or loss are carried in the statement of financial position at fair value with net changes in fair value recognised in the statement of profit or loss.

Derecognition

A financial asset is primarily derecognised when the rights to receive cash flows from the asset have expired.

A financial liability is derecognised when the obligation under the liability is discharged or cancelled or expires. When an existing financial liability is replaced by another from the same lender on substantially different terms, or the terms of an existing liability are substantially modified, such an exchange or modification is treated as the derecognition of the original liability and the recognition of a new liability. The difference in the respective carrying amounts is recognised in the statement of profit or loss.

(i) Non-derivative financial assets

The Group initially recognises loans and receivables on the date that they are originated. All other financial assets are recognised initially on the trade date, which is the date that the Group becomes a party to the contractual provisions of the instrument. The Group derecognises a financial asset when the contractual rights to the cash flows from the asset expire, or it transfers the rights to receive the contractual cash flows in a transaction in which substantially all the risks and rewards of ownership of the financial asset are transferred. Any interest in such transferred financial assets that is created or retained by the Group is recognised as a separate asset or liability.

Financial assets and liabilities are offset, and the net amount presented in the consolidated statement of financial position when, and only when, the Group has a legal right to offset the amounts and intends either to settle on a net basis or to realise the asset and settle the liability simultaneously.

Loans provided

Loans are financial assets with fixed or determinable payments that are not quoted in an active market. Such assets are recognised initially at fair value plus any directly attributable transaction costs. Subsequent to initial recognition, provided loans are measured at amortised cost using the effective interest method, less any impairment losses (see accounting policy 2.2(i)).

Finance charges, including premiums receivable on settlement or redemption and direct issue costs, are recognised in profit or loss on an accrual basis using the effective interest method and are added to the carrying amount of the instrument to the extent that they are not settled in the period in which they arise.

The recoverable amount of the Group's provided loans is calculated as the present value of estimated future cash flows, discounted at the original effective interest rate (i.e., the effective interest rate calculated at initial recognition of these financial assets).

The Group classifies any part of long-term loans, that is due within one year from the reporting date, as current.

Trade and other receivables

Trade and other receivables are financial assets with fixed or determinable payments that are not quoted in an active market. Such assets are recognised initially at fair value plus any directly attributable transaction costs. Subsequent to initial recognition, receivables are measured at amortised cost using the effective interest method, less any impairment losses (see accounting policy 2.2(i)).

Cash and cash equivalents

Cash and cash equivalents comprise cash balances and call deposits with maturities of three months or less from the acquisition date that are subject to an insignificant risk of changes in their fair value and are used by the Group in the management of its short-term cash commitments. Bank accounts and call deposits that are repayable on demand and form an integral part of the Group's cash management are included as a component of cash and cash equivalents for the purpose of the cash-flow statement.

The Company treats cash deposited as a security in accordance with bank loan covenants as cash and cash equivalents for cash flow purposes.

The cash flow statement of the Group is prepared based on the indirect method from the consolidated statement of financial position and consolidated statement of profit and loss.

In 2020, the Company agreed a cash-pool contracts with related subsidiaries of CPI Property Group. The Company classifies the provided and received cash pool balances including interests as other current receivables and other financial current liabilities, respectively.

(ii) Non-derivative financial liabilities

Non-derivative financial liabilities comprise loans and borrowings, bonds issued, bank overdrafts, and trade and other payables.

The Group initially recognises debt securities issued and subordinated liabilities on the date that they are originated. All other financial liabilities (including financial liabilities designated as at fair value through profit or loss) are recognised initially on the trade date, which is the date that the Group becomes a party to the contractual provisions of the instrument. The Group derecognises a financial liability when its contractual obligations are discharged, cancelled or expire.

The Group classifies non-derivative financial liabilities as the other financial liabilities category. Such financial liabilities are recognised initially at fair value less any directly attributable transaction costs. Subsequent to initial recognition, these financial liabilities are measured at amortised cost using the effective interest method.

The effective interest method is a method of calculating the amortised cost of a financial liability and of allocating interest expense over the relevant period. The effective interest rate is the rate that exactly discounts estimated future cash payments through the contractual cash flows of the financial liability.

Financial debts and bonds are recognised initially at fair value less any directly attributable transaction costs. Subsequent to initial recognition, financial debts and bonds are measured at amortised cost using the effective interest method.

Finance charges, including premiums payable on settlement or redemption and direct issue costs, are recognised in profit or loss on an accrual basis using the effective interest method and are added to the carrying amount of the instrument to the extent that they are not settled in the period in which it arises.

The Group classifies any part of long-term loans or bonds that is due within one year from the date of the consolidated statement of financial position as current liabilities.

Bond transaction costs

Bonds payable are initially recognised at the amount of the proceeds from issued bonds less any attributable transaction costs.

Bond transaction costs include fees and commissions paid to agents, advisers, brokers and dealers, levies by regulatory agencies and securities exchanges.

Lease liabilities

At the commencement date of the lease, the Group recognises lease liabilities measured at the present value of lease payments to be made over the lease term. The lease payments also include the exercise price of a purchase option reasonably certain to be exercised by the Group and payments of penalties for terminating a lease, if the lease term reflects the Group exercising the option to terminate. In calculating the present value of lease payments, the Group uses the incremental borrowing rate at the lease commencement date if the interest rate implicit in the lease is not readily determinable. After the commencement date, the amount of lease liabilities is increased to reflect the accretion of interest and reduced for the lease payments made. In addition, the carrying amount of lease liabilities is remeasured if there is a modification, a change in the lease term, a change in the in-substance fixed lease payments or a change in the assessment to purchase the underlying asset.

(iii) Share capital

Ordinary shares

Incremental costs directly attributable to the issue of new shares and shares options, other than upon a business combination, are recognised as a deduction from equity, net of any tax effects.

(i) Impairment

(i) Impairment of non-derivative financial assets

The Group recognises an allowance for expected credit losses (ECLs) for all debt instruments not held at fair value through profit or loss. ECLs are based on the difference between the contractual cash flows due in accordance with the contract and all the discounted cash flows that the Group expects to receive, discounted at an approximation of the original effective interest rate.

ECLs are recognised in two stages. For credit exposures for which there has not been a significant increase in credit risk since initial recognition, ECLs are provided for credit losses that result from default events that are possible within the next 12-months (a 12-month

ECL). For those credit exposures for which there has been a significant increase in credit risk since initial recognition, a loss allowance is required for credit losses expected over the remaining life of the exposure, irrespective of the timing of the default (a lifetime ECL).

For trade receivables, the Group applies a simplified approach in calculating ECLs. Therefore, the Group does not track changes in credit risk, but instead recognises a loss allowance based on lifetime ECLs at each reporting date. The Group has established a provision matrix that is based on its historical credit loss experience.

The Group considers a non-derivative financial asset in default when contractual payments are 90 days past due. However, in certain cases, the Group may also consider a financial asset to be in default when internal or external information indicates that the Group is unlikely to receive the outstanding amounts in full. A non-derivative financial asset is written off when there is no reasonable expectation of recovering the contractual cash flows.

Determination of ECLs for loans provided to related parties is based on Group's risk assessment and estimated rating of the borrower.

(ii) Impairment of non-financial assets

The carrying amounts of the Group's non-financial assets, other than investment property (see accounting policy 2.2(c)), property plant and equipment (only partially, see accounting policy 2.2(e)), inventories (see accounting policy 2.2(g)), and deferred tax assets (see accounting policy 2.2(p)), are reviewed at each reporting date to determine whether there is any indication of impairment. If any such indication exists, then the asset's recoverable amount is estimated. An asset's recoverable amount is the higher of an asset's or CGU's fair value less costs of disposal and its value in use. For the purpose of impairment testing, assets are grouped together into cash generating units (CGU's) – the smallest group of assets that generates cash inflows from continuing use that are largely independent of the cash inflows of other assets or CGUs. When the carrying amount of an asset or CGU exceeds its recoverable amount, the asset is considered impaired and is written down to its recoverable amount.

In assessing value in use, the estimated future cash flows are discounted to their present value using a pre-tax discount rate that reflects current market assessments of the time value of money and the risks specific to the asset. The Group bases its impairment calculation on detailed budgets and forecast calculations, which are prepared separately for each of the Group's CGUs to which the individual assets are allocated. An assessment is made at each reporting date as to whether there is any indication that previously recognised impairment losses may no longer exist or may have decreased. An impairment loss is reversed if there has been a change in the estimates used to determine the recoverable amount. An impairment loss is reversed only to the extent that the asset's carrying amount does not exceed the carrying amount that would have been determined, net of depreciation or amortisation, if no impairment loss had been recognised.

Impairment losses are recognised in profit or loss. Impairment losses recognised in respect of CGUs are allocated first to reduce the carrying amount of any goodwill allocated to CGU (group of CGUs), and then to reduce the carrying amounts of the other assets in the CGU (group of CGUs) on a pro-rata basis.

(j) Provisions

Provisions are recognised when the Group has a present obligation (legal or constructive) as a result of a past event, it is probable that an outflow of economic benefits will be required to settle the obligation and a reliable estimate can be made of the amount of the obligation.

If the effect is material, provisions are determined by discounting the expected future cash flows at a pre-tax rate that reflects current market assessments of the time value of money and, where appropriate, the risks specific to the liability. The unwinding of the discount is recognised as a finance cost.

(k) Assets held for sale and disposal groups

Non-current assets held for sale and disposal groups comprising assets and liabilities are classified as held-for-sale when it is highly probable that they will be recovered primarily through sale rather than through continuing use. The following criteria must be met for an asset or disposal group to be classified as held for sale: the Group is committed to selling the asset or disposal group, the asset is available for immediate sale, an active plan of sale has commenced, the sale is expected to be completed within 12 months and the asset is being actively marketed for sale at a sales price reasonable in relation to its fair value.

Such assets, or disposal groups, are measured at the lower of carrying amount and fair value less costs to sell.

(l) Revenue

(i) Rental revenue

Rental income arising from operating leases on investment property is accounted for on a straight-line basis over the lease terms. Initial direct costs incurred in negotiating and arranging an operating lease are recognised as an expense over the lease term on the same basis as the lease income.

Tenant lease incentives are recognised as a reduction of rental revenue on a straight-line basis over the term of the lease.

The term of the lease is the non-cancellable period of the lease. Any further term for which the tenant has the option to continue the lease is not considered by the Group.

(ii) Services rendered

Revenue from services rendered is recognised in profit or loss in proportion to the stage of completion of the transaction at the reporting date. The stage of completion is assessed by reference to surveys of work performed.

(iii) Service charges and other income

Income arising from expenses recharged to tenants is recognised in the period in which the compensation becomes receivable. Service and management charges and other such receipts are included in net rental income gross of the related costs. The Group

determined that it does control the services before they are transferred to tenants and therefore that the Group acts rather as a principal in these arrangements.

(iv) Sale of investment property and trading property, investment in subsidiaries and equity-accounted investees

Revenue from the sale of investment and trading property, investments in subsidiaries and equity-accounted investees are recognised in profit or loss by the Group at the point of time when the control over the property is transferred to a customer, usually on the date on which the application is submitted to the Land Registry for transfer of legal ownership title. The property must be completed, and the apartments are ready for sale, including the necessary regulatory permissions.

The timing of the transfer of risks and rewards varies depending on the individual terms of the sale arrangement.

(m) Expenses

Operating expenses are expensed as incurred. Expenditures that relate to multiple accounting periods are deferred and recognised over those accounting periods irrespective of the timing of the consideration given or liability incurred.

(n) Interest income, interest expense and other net financial result

Interest income comprises interest income on funds invested, such as bank interest, interest on provided loans, interest on bonds purchased and interest on non-current receivables.

Interest expense comprises interest expense on loans and borrowings, on leases, on bonds issued and interest charges related to leases.

Interest income and expense is recognised as it accrues in profit or loss, using the effective interest method.

Other net financial result comprises dividend income, gains on disposal of debt investments at fair value through OCI, gains on derivative instruments that are recognised in profit or loss and reclassifications of amounts (losses) previously recognised in OCI, bank charges, losses on disposal of debt investments at fair value through OCI, losses on derivative instruments that are recognised in profit or loss and reclassifications of amounts (gains) previously recognised in OCI and foreign currency gains and losses that are reported on a net basis as either finance income or finance costs depending on whether foreign currency movements result in a net gain or net loss position.

Borrowing costs that are not directly attributable to the acquisition or construction of a qualifying asset are recognised in profit or loss using the effective interest method.

Dividend income is recognised in profit or loss on the date that the Group's right to receive payment is established.

(o) Current income tax

Current income tax assets and liabilities recognised are the amount expected to be recovered from or paid to the taxation authorities. The tax rates and tax laws used to compute the amount are those that are enacted or substantively enacted at the reporting date in the country where the Group operates and generates taxable income.

The estimated current income tax expense is calculated using the accounting profit for the period and an estimate of non-deductible expenses of each entity of the Group and the corresponding income tax rate applicable to the given country and accounting period.

Current and deferred income tax is recognised in profit or loss except to the extent that it relates to a business combination, or items recognised directly in equity or in OCI.

The Group has determined that the global minimum top-up tax – which it is required to pay under Pillar Two legislation – is an income tax in the scope of IAS 12. The Group has applied a temporary mandatory relief from deferred tax accounting for the impacts of the top-up tax and accounts for it as a current tax when it is incurred.

(p) Deferred tax

Deferred tax is recognised in respect of temporary differences between the carrying amounts of assets and liabilities for financial reporting purposes and the amounts used for taxation purposes. Deferred tax is not recognised for:

- temporary differences on the initial recognition of assets or liabilities in a transaction that is not a business combination and that affects neither accounting nor taxable profit or loss (asset acquisition);
- temporary differences related to investments in subsidiaries and jointly controlled entities to the extent that the Group is able to control the timing of the reversal of the temporary differences and it is probable that they will not reverse in the foreseeable future; and
- taxable temporary differences arising on the initial recognition of goodwill.

Deferred tax is measured at the tax rates that are expected to be applied to temporary differences when they reverse, using tax rates enacted or substantially enacted at the reporting date.

Deferred tax assets and liabilities are offset if there is a legally enforceable right to offset current tax liabilities and assets, and they relate to taxes levied by the same tax authority on the same taxable entity, or on different tax entities, but they intend to settle current tax liabilities and assets on a net basis or their tax assets and liabilities will be realised simultaneously.

A deferred tax asset is recognised only to the extent that it is probable that future taxable profits will be available against which the asset can be utilised. Deferred tax assets are reviewed at each reporting date and are reduced to the extent that it is no longer probable that the related tax benefit will be realised.

(q) Earnings per share

The Group presents basic and diluted earnings per share (EPS) data for its ordinary shares. Basic EPS is calculated by dividing the profit or loss attributable to ordinary shareholders of the Company by the weighted average number of ordinary shares outstanding during the period.

Diluted EPS is determined by adjusting the profit or loss attributable to ordinary shareholders and the weighted average number of ordinary shares outstanding for the effects of all dilutive potential ordinary shares.

(r) Entity wide disclosures

The Group has applied the criteria of IFRS 8, 'Operating Segments' to determine the number and type of operating segments. From second half of 2018, the Group reports as a single operating segment entity. Previously, the Group reported the three operating segments: Income generating rental properties, Land bank and Development. The entity-wide disclosures are determined based on the nature of the business and how the business is managed by the Board of Directors, the Group's chief operating decision maker and reflect the internal reporting structure.

Reasons supporting the change of operating segments in 2018 are:

- The chief operating decision maker no longer focuses on the differentiation based on the asset types but reviews and manages the business as a whole.
- Income generating rental properties, land bank and development, previously reported as individual operating segments, became less significant business considering the Group's financing function.

As required by IFRS 8, the Group provides information on the business activities in which, the Group engages including split of revenue and investment property per asset portfolio.

(s) Key management personnel

The Group discloses the total remuneration of key management personnel as required by IAS 24 – Related party disclosures. The Group includes within key management personnel all individuals (and their family members, if applicable) who have authority and responsibility for planning, directing and controlling the activities of the Group. Key management personnel include all members of the Management Board and the senior executives of the Group.

2.3 Determination of fair value

Investment properties are stated at fair value as at 31 December 2025 and 2024 based on external valuations performed by professionally qualified valuers. In 2025 the Group's property portfolio in the Czech Republic is valued by CBRE, iOP and RSM. In Poland it is valued by Jones Lang LaSalle and Italian properties are valued by Colliers. Assets in France were valued internally.

Independent valuations are reviewed by the Group's management and represent a basis for the management's estimate of the investment properties' fair value. Those estimates considered the results of current and prior external valuations, information from comparable selling and purchase transactions, the deferred tax impact and current market conditions.

Valuations reflect, where appropriate, the type of tenants in occupation or responsible for meeting the lease commitments and the market's general perception of their creditworthiness; the allocation of maintenance and insurance responsibilities between lessor and lessee; and the remaining economic life of the property.

The following valuation methods of investment property were used:

The real estate market in Central and Eastern Europe is considered small and transactions with real estate portfolios of the size similar to that of the Group's portfolio are rare. Global volatility of the financial system is reflected also in local residential and commercial real estate markets. Therefore, in arriving at the estimates of market values of investment property as at 31 December 2025 and 31 December 2024, the reliance placed on comparable historical transactions was limited. Due to the need to use the market knowledge and professional judgements of the valuers to a greater extent, there was higher degree of uncertainty than which would exist in a more developed and active market.

(i) Office, Industry and Logistics

Office, logistics and industry properties have been valued using predominantly income capitalisation and discounted cash flow valuation techniques. Income capitalisation method is based on the capitalisation of the net annual income the property generates or is potentially able to generate. On lease expiry, future income flows have been capitalised into perpetuity at the estimated rental value, taking into account expiry voids and rent-free periods. The net income is the total rental income reduced by the costs the landlord cannot cover from the tenants. The capitalisation yield (equivalent yield) is determined by the market transactions achieved at the sale of the property or similar properties in the market between the willing buyer and the willing seller in the arm's length transaction. A yield reflects the risks inherent in the net cash flows applicable to the net annual rentals to arrive at the property valuation. The sales comparison valuation technique has been used for smaller special retail assets in the Czech Republic.

(ii) Land and vacant buildings

Land and vacant buildings have been valued using the direct comparison method to arrive at the value of the property in its existing state. Comparison was performed with other similarly located and zoned plots of land/buildings that are currently on the market. This valuation method is most useful when several similar properties have recently been sold or are currently for sale in the subject property market. Using this approach a value indication by comparing the subject property to prices of similar properties is produced.

The sale prices of the properties that are judged to be most comparable tend to indicate a range in which the value indication for the subject property will fall. The valuer estimated the degree of similarity or difference between the subject property and the comparable sales by considering various elements of comparison. Percentage adjustments were then applied to the sale prices of the comparable information because the prices of these properties are known, while the value of the subject property is not.

(iii) Investment property under development/developments

The valuer used the Residual Value Approach for the valuation of the investment property under development. In order to assess the market value of the sites, the valuer undertook a development appraisal to assess the potential value (Gross Development Value) of the fully completed and leased development as currently proposed, and deducted hard costs, soft costs, financing costs and a developer's expected required profit (which reflects the required level of return to a developer and the risk of undertaking the project).

In assessing the Gross Development Value, the valuator adopted a market approach by estimating the market rental values for the accommodation being developed, and the appropriate capitalisation rate which a potential investor would require, to arrive at the Market Value of the completed and leased building.

For sensitivity analysis on changes in assumptions of Investment property valuation refer to note 7.5.

3 The Group structure

CPI FIM SA is the Group's ultimate parent company. As at 31 December 2025, the Group comprises its parent company and subsidiaries controlled by the parent company and two joint ventures. For a list of subsidiaries, refer to Appendix I.

3.1 Changes in the Group structure

In 2025, the Group disposed of the following subsidiary:

Entity	Change	Group's share	Date
BD Malostranská, a.s	Disposal	100%	24 June 2025
Bubny Development, s.r.o.	Disposal	100%	16 December 2025
Darilia, a.s.	Disposal	100%	16 December 2025
Nové Bubny, a.s.	Disposal	100%	19 December 2025

In 2025, the Group acquired the following subsidiaries:

Entity	Change	Group's share	Date
CPI FIM HOLDING 1, a.s.	Acquisition	100%	30 October 2025
CPI FIM HOLDING 2, a.s.	Acquisition	100%	30 October 2025
CPI FIM HOLDING 3, a.s.	Acquisition	100%	30 October 2025
CPI Group Services, a.s.	Acquisition	100%	17 December 2025
Nové Bubny, a.s.	Acquisition	100%	17 December 2025

The entity Tower-Service sp.z o.o is part of CPI Project Invest and Finance that was acquired in 24 June 2024 through capital contribution. The entity was not consolidated in 2024 due to its immateriality, however it is part of consolidation in 31 December 2025.

Furthermore, on 18 December 2025, CPI FIM SA established a 50/50 joint venture JV Bubny s.r.o. relating to Bubny landbank in Prague. The joint venture acquired the land at fair value and will bring additional capital, expertise and perspective to the long-term goal of realising the huge potential of the Bubny site.

On 10 October 2025, the Group exercised a call option and repurchased a 49% ownership interest in CPI Project and Invest, spol. s r.o. (holding a portfolio comprising high-quality office and retail assets in Poland) from Sona Asset Management.

In 2024, the Group acquired the following subsidiaries:

Entity	Change	Group's share at acquisition	Group's share as at 31 Dec 2025	Date
CPI Project Invest and Finance, a.s.	Common control acquisition	77%	51%	24 June 2024
GADWALL, sp. z o.o.	Common control acquisition	77%	51%	24 June 2024
CENTRAL TOWER 81 sp. z o.o.	Common control acquisition	77%	51%	24 June 2024
Prosta 69 sp. z o.o.	Common control acquisition	77%	51%	24 June 2024
City Gardens sp. z o.o.	Common control acquisition	77%	51%	24 June 2024
Atrium Complex sp.z o.o.	Common control acquisition	77%	51%	24 June 2024
GCA Property Development sp. Z o.o.	Common control acquisition	77%	51%	24 June 2024
Equator II Development sp. z o.o.	Common control acquisition	77%	51%	24 June 2024

Entity	Change	Group's share at acquisition	Group's share as at 31 Dec 2025	Date
Oxford Tower sp. z o.o.	Common control acquisition	77%	51%	24 June 2024
Equator Real sp. z o.o.	Common control acquisition	77%	51%	24 June 2024

On 24 June 2024, through capital contribution of its subsidiaries Equator IV Offices sp. z o.o., Eurocentrum Offices sp. z o.o. and WFC Investments sp. z o.o., the Group gained control over CPI Project Invest and Finance (hereinafter together with its subsidiaries as „CPI PIF“), formerly subsidiary of the Group's related party Czech Property Investments a.s. As a result of the transaction, CPI PIF holds the following 12 subsidiaries: GADWALL, sp. z o.o., CENTRAL TOWER 81 sp. z o.o., Prosta 69 sp. z o.o., City Gardens sp. z o.o., Atrium Complex sp. z o.o., GCA Property Development sp. z o.o., Equator II Development sp. z o.o., Oxford Tower sp. z o.o., Equator Real sp. z o.o., Equator IV Offices sp. z o.o., Eurocentrum Offices sp. z o.o., WFC Investments sp. z o.o.

The transaction was treated as a common control acquisition. The Group designated the acquisition date at 30 June 2024. There were no material events or changes to assets and liabilities of CPI PIF between 24 June 2024 and 31 December 2024.

The fair value of net assets of subsidiaries contributed by the Group was EUR 528.1 million (representing 77% share in CPI PIF as of the date of transaction).

The fair value of the identifiable assets and liabilities of CPI PIF as at the date of transaction was as follows:

Entity	30 June 2024
Investment property	1,088,566
Loans provided – non-current	531,078
Current income tax receivables	3,761
Trade receivables	7,519
Loans provided – current	96,909
Cash and cash equivalents	9,999
Other financial current assets	13,820
Other non-financial current assets	11,979
Total assets	1,763,631
Financial debts – non-current	(1,023,158)
Derivative instruments	(3,606)
Deferred tax liability	(27,054)
Other non-current liabilities	(9,361)
Financial debts – current	(307)
Trade payables	(8,782)
Other financial current liabilities	(6,731)
Other non-financial current liabilities	(3,282)
Total liabilities	(1,082,281)
Total	681,350

The fair value of the identifiable assets and liabilities newly consolidated as a result of the transaction (representing 23% of total net assets of CPI PIF) was as follows:

Entity	30 June 2024
Investment property	565,596
Current income tax receivables	2,184
Trade receivables	5,218
Cash and cash equivalents	262
Other financial current assets	820
Other non-financial current assets	9,612
Total assets	583,692
Financial debts – non-current	(394,366)
Deferred tax liability	(18,129)
Other non-current liabilities	(4,545)
Trade payables	(5,287)
Other financial current liabilities	(6,102)
Other non-financial current liabilities	(1,979)
Total liabilities	(430,408)
Total	153,284

As a result of the transaction, the Group recognised non-controlling interest of EUR 153.3 million.

Further, on 27 June 2024, the Group sold 26% share of CPI Project Invest and Finance (hereinafter together with its subsidiaries as "CPI PIF") to European asset manager SONA ASSET MANAGEMENT (UK) LLP for EUR 96.7 million (refer to note 6.10 for more details).

4 Entity-wide disclosures

The management of the Group reviews financial information that is principally the same as that based on the accounting policies described in note 2.2. For all asset types, discrete financial information is provided to the Board of Directors, which is the chief operating decision maker, on an individual entity basis.

The Group is engaged primarily in financing of CPI Property Group; the Group's other business activities consist of:

- rendering of advisory and other services to CPI Property Group;
- investing in landbank and development portfolio in the Czech Republic;
- managing of office and retail portfolio in Poland;
- operating of hotel resort in Italy;
- managing of residential portfolio in France.

4.1 Financing

Interest income by countries

	31 December 2025		31 December 2024	
	Amount	In %	Amount	In %
Poland	326	–	877	–
Luxembourg	181,606	94%	227,947	97%
Czech Republic	5,492	3%	3,578	2%
Italy	6,628	3%	2,589	1%
Total	194,052	100%	234,991	100%

Loans provided by country of the creditor

	31 December 2025		31 December 2024	
	Amount	In %	Amount	In %
Luxembourg	829,455	64%	3,475,602	94%
Poland	–	–	97	–
Non-current loans provided	829,455	64%	3,475,699	94%
Luxembourg	372,453	38%	135,986	4%
Poland	107,519	8%	98,498	2%
Current loans provided	479,972	36%	234,484	6%
Total	1,309,427	100%	3,710,183	100%

4.2 Other business activities

Revenues by countries

	31 December 2025		31 December 2024	
	Amount	In %	Amount	In %
Czech Republic	14,320	11%	63,078	43%
– Landbank and development	14,172	11%	62,957	43%
– Office	–	–	–	–
– Retail	148	–	121	–
Luxembourg	76	–	4,573	3%
– Rendering of services	–	–	4,573	3%
– Other	76	–	–	–
Poland	108,790	88%	78,529	53%
– Office	94,251	76%	70,975	48%
– Retail	14,539	12%	7,554	5%
France – Residential	–	–	141	–
Italy – Hospitality	1,650	1%	1,344	1%
Total	124,836	100%	147,665	100%

Investment property by countries

	31 December 2025		31 December 2024	
	Amount	In %	Amount	In %
Czech Republic	588,026	34%	961,185	46%
– Land bank and development	562,602	33%	936,682	45%
– Office	4,770	–	4,700	–
– Development	13,644	1%	13,024	1%
– Retail	7,010	–	6,779	–
Poland	1,078,507	63%	1,090,090	51%
– Office	944,521	55%	986,775	46%
– Retail	103,763	6%	102,926	5%
– Development	30,043	2%	–	–
– Landbank	180	–	389	–
Other – residential	55,200	3%	50,600	1%
Other – hospitality	–	–	25,500	2%
Total	1,721,733	100%	2,127,375	100%

5 Consolidated statement of comprehensive income

5.1 Gross rental income

	31 December 2025	31 December 2024
Gross rental income	74,737	56,385

Gross rental income increased primarily due to higher rental income in Polish entities of EUR 18.8 million.

5.2 Net service charge and other income

	31 December 2025	31 December 2024
Service revenue	1,093	523
Service charge income	35,954	33,007
Service charges and other income	37,047	33,530
Cost of service charges	(34,451)	(30,782)
Cost of service and other charges	(34,451)	(30,782)
Total net service charge income	2,596	2,748

In 2025 the service charges increased due to increase in net service charges generated by Polish offices acquired in June 2024.

5.3 Property operating expenses

	31 December 2025	31 December 2024
Building maintenance	(8,273)	(5,522)
Real estate tax	(1,127)	(1,048)
Letting fee, other fees paid to real estate agents	(1,841)	(2,944)
Facility management and other property related services	(3,245)	(2,644)
Total	(14,486)	(12,158)

The operating expenses arising from investment property that generate rental income in 2025 amounted to EUR 14.0 million (EUR 11.5 million in 2024). The operating expenses arising from investment property that did not generate rental income in 2025 amounted to EUR 0.5 million (EUR 0.7 million in 2024).

5.4 Net development income

Development sales in 2025 represented sales of flats of development projects in the Czech Republic.

5.5 Net valuation gain/(loss)

	31 December 2025	31 December 2024
Valuation gain	45,492	37,257
Valuation loss	(33,972)	(50,128)
Total	(11,520)	(12,871)

In 2025 and 2024, the valuation gain primarily relates to the Group's portfolio located in the Czech Republic (EUR 40.7 million and EUR 35.8 million, respectively) and Polish portfolio (EUR 4.3 million and EUR 1.5 million, respectively). Valuation loss incurred in 2025 primarily relates to Polish office portfolio (EUR 32.1 million, EUR 37.9 million in 2024).

For the assumptions, the independent valuers used in the property valuations as at 31 December 2025 and 2024, refer to note 7.5.

5.6 Net gain on the disposal of investment property and subsidiaries

The following table summarises the effects of investment property disposals:

	31 December 2025	31 December 2024
Proceeds from the disposal of investment property	16,109	667
Carrying value of investment property disposed of and related cost	(13,266)	(638)
Net gain on the disposal of investment property	2,843	29
Proceeds from the disposal of subsidiaries	254,228	–
Carrying value of subsidiaries and cost to sell	(234,725)	–
Net gain on the disposal of subsidiaries	19,503	–
Total	22,346	29

In 2025, the Group disposed its subsidiary BD Malostranská and Bubny Development with carrying value of EUR 253.2 million.

The following table summarises disposal effects of subsidiaries sold:

	2025
Investment property	337,500
Loans provided	755
Current income tax receivables	34
Trade receivables	31
Other financial current assets	3
Other non-financial current assets	11
Cash and cash equivalents	71
Total disposed assets	338,405
Financial debts non-current	(36,154)
Trade and other payables – non-current	(19)
Deferred tax liabilities	(48,342)
Financial debts current	(510)
Trade payables	(99)
Other financial current liabilities	(89)
Other non-financial current liabilities	(12)
Total disposed liabilities	(85,225)
Translation reserve released to Profit and Loss	18,455
Carrying value of subsidiaries disposed of	234,725

5.7 Amortisation, depreciation and impairments

	31 December 2025	31 December 2024
Depreciation and amortisation	(3,173)	(801)
Impairment of assets	(12,754)	(11,050)
Total	(15,927)	(11,851)

Increase of impairment of assets in 2025 reflects higher general risk of default (under IFRS9) related to Group's receivables.

5.8 Administrative expenses

	31 December 2025	31 December 2024
Advisory and tax services	(7,887)	(4,313)
Audit services	(678)	(294)
Personnel expenses	(1,459)	(911)
Legal services	(248)	(254)
Other administrative expenses	(2,548)	(1,146)
Total	(12,820)	(6,918)

In 2025 and 2024, the advisory expenses also include the management services received from related parties in the amount of EUR 0.8 million and EUR 0.6 million, respectively.

In 2025 and 2024, the audit services also include the cost of services provided by the Group's auditor of EUR 0.5 million and 0.3 million in 2024, respectively.

Personnel administrative expenses

	31 December 2025	31 December 2024
Wages and salaries	(1,204)	(745)
Social and health security contributions	(191)	(153)
Other social expenses	(64)	(13)
Total	(1,459)	(911)

As at 31 December 2025 and 2024, the Group had 9 and 10 employees, respectively.

5.9 Interest income and Interest expense

Interest income on loans and receivables relates primarily to loans provided to related parties (see note 6.5 and 10).

Interest expense relates primarily to loans received from related parties, (see note 6.12 and 10).

5.10 Other net financial result

	31 December 2025	31 December 2024
Net foreign exchange loss/gain on investment property	(22,295)	(5,600)
Other net foreign exchange gain	10,888	(11,853)
Other net financial result	8,590	(3,221)
Bank charges	(1,223)	(2,885)
Total	(4,040)	(23,559)

In 2025 the other net financial result represents mainly a loss on foreign exchange on investment property related to Polish portfolio of EUR 11.5 million (EUR 16.2 million in 2024) and loss of EUR 10.3 million of the foreign exchange loss on investment property related to Czech Republic land banks (gain of EUR 4.6 million in 2024).

The other net foreign exchange gain or losses in 2025 and 2024 were driven by the retranslation of loans provided to related parties in foreign currencies.

5.11 Income tax expense

Tax recognised in profit or loss

	31 December 2025	31 December 2024
Current income tax expense	(2,435)	(7,223)
Adjustment for prior year	415	119
Income tax expense	(2,020)	(7,103)
Temporary differences	748	(5,169)
Utilisation of tax losses carried forward	(37,286)	4,306
Deferred income tax expense	(36,538)	(863)
Total	(38,558)	(7,967)

In 2025 and 2024, based on the assessment of its utilization of tax losses, the Group partially released deferred tax asset of EUR 36.5 million and 0.8 million, respectively.

Reconciliation of effective tax rate

	31 December 2025	31 December 2024
Profit for the period	103,971	65,602
Total income tax recognised in profit or loss	38,558	7,967
Profit before tax	142,529	73,569
Current income tax rate	23.87%	24.94%
Income tax expense using the domestic corporate income tax rate	(34,022)	(18,348)
Change in income tax rates	–	–
Effect of tax rates in foreign jurisdictions	233	950
Non-deductible expense	(4,243)	(9,323)
Tax exempt income	28,171	4,285
Recognition / derecognition of tax losses from previous years	(28,697)	14,469
Income tax expense	(38,558)	(7,967)

Tax exempt income primarily relates to foreign exchange gains from Luxemburg entities.

Pillar Two

On 23 May 2023, the International Accounting Standards Board issued International Tax Reform – Pillar Two Model Rules – Amendments to IAS 12 which clarify that IAS 12 applies to income taxes arising from tax law enacted or substantively enacted to implement the Pillar Two model rules published by the OECD, including tax law that implements Qualified Domestic Minimum Top-up

Taxes. The Group has adopted these amendments. Using a transitional safe harbor rules, the Group evaluated impact of the OECD's global tax reform under Pillar II, which enforces a minimum global corporate tax rate of 15% and concluded no material impact on its tax position as at 31 December 2025.

The main tax rules imposed on the Group companies

Luxembourg: The tax rate is 23.87% considering the combined corporate income tax rate, solidarity surtax of 7% on the corporate income tax rate and municipal business tax rate of 6.75%. Tax losses incurred until 2017 may be carried forward indefinitely, while losses incurred as from 2017 should be limited to 17 years. In 2025, the overall tax rate was reduced from 24.94% (in 2024) to 23.87%.

Czech Republic: The corporate income tax rate is 21%. Tax losses can be carried forward for 5 years. Losses may not be carried forward on a substantial (approximately 25%) change in the ownership of a company unless certain conditions are met.

Poland: The corporate income tax rate is 19%. Tax losses 2017-2018 may be carried forward for 5 years but the loss utilisation in each year is capped at 50% of the tax loss. The losses incurred during 2019-2022 can be utilised: a) in the next five consecutive tax years, provided that the amount of the utilisation in any of these years may not exceed 50% of the amount of this loss, or b) in one of the next five subsequent tax years by an amount not exceeding PLN 5,000,000, the undetermined amount is subject to settlement in the remaining years of this five-year period, provided that the amount of reduction in any of these years may not exceed 50% of the amount of this loss.

Italy: The corporate income tax ("IRES") rate is 24% plus the regional tax on productive activities ("IRAP") of 4.82% is applicable in Rome where the business of the Group is located. For IRES purposes, tax losses may be carried forward indefinitely. However, tax losses may be offset only up to 80% of taxable income in each year. Tax losses incurred during the first 3 years of new activity may be used to fully offset corporate taxable income. Utilisation of the tax losses carried forward is limited upon business reorganisations and a change of control. For IRAP purposes, tax losses may not be carried forward.

Recognised deferred tax assets and liabilities

	Asset		Liability		Net	
	31 Dec 2025	31 Dec 2024	31 Dec 2025	31 Dec 2024	31 Dec 2025	31 Dec 2024
Investment property	–	–	(119,944)	(176,258)	(119,944)	(176,258)
Tax losses carried-forward	50,332	85,282	–	–	50,332	85,282
Other	13,858	7,673	(13,462)	–	396	7,673
Gross deferred tax asset/(liability)	64,190	92,955	(133,406)	(176,258)	(69,216)	(83,303)
Deferred tax offset by subsidiaries	(6,112)	(2,888)	6,112	2,888	–	–
Net deferred tax asset/(liability)	58,078	90,067	127,294	(173,370)	(69,216)	(83,303)

As at 31 December 2025 and 2024, the Group recognised the deferred tax asset from tax losses carried forward in total amount of EUR 50.3 million and EUR 85.3 million, respectively. As these tax losses relate primarily to the Luxembourg entities and were generated before 2017, they can be carried forward indefinitely. Recognition of the deferred tax asset is based on the future taxable profits that are expected to be generated in next 10 years. The expected profits reflect a strategy of CPIPG in which, the Group renders the financial services to CPIPG's subsidiaries.

Expiry of unrecognised tax losses carried forward

	Less than 1 year	1 to 3 years	3 to 5 years	More than 5 years	Total
As at 31 December 2025	4,712	7,198	10,741	13,934	36,585
As at 31 December 2024	3,559	14,631	21,046	5,091	44,327

A decrease in expiry of unrecognised tax losses carried forward relates to increase of recognition of tax losses in Polish entities.

Movement in deferred tax

	31 December 2025	31 December 2024
As at 1 January	(83,303)	(71,875)
Recognised in profit or loss	(36,538)	(863)
Recognised in other comprehensive income	(1,089)	887
Common control acquisition	–	(18,129)
Disposal of subsidiaries	48,342	–
Translation effect and other	3,372	6,677
As at 31 December	(69,216)	(83,303)

6 Consolidated statement of financial position

6.1 Investment property

	Office	Landbank	Development	Retail	Hospitality	Residential	Total
As at 1 January 2024	547,480	952,354	12,134	2,092	24,950	50,600	1,589,610
Common control acquisition	453,518	–	–	112,078	–	–	565,596
Development costs and other additions	19,219	11,878	215	3,685	403	60	35,460
Transfers to inventories	–	(28,428)	–	–	–	–	(28,428)
Transfers to assets held for sale	–	(5,374)	–	–	–	–	(5,374)
Transfers between segments	–	(5,339)	–	5,339	–	–	–
Disposals	(48)	(6,539)	–	–	–	–	(6,587)
Valuation gain/loss	(32,478)	31,096	900	(12,476)	147	(60)	(12,871)
Net foreign exchange gain/loss	(7,443)	4,875	–	(1,718)	–	–	(4,286)
Translation differences	11,227	(17,452)	(225)	705	–	–	(5,745)
As at 31 December 2024	991,475	937,071	13,024	109,705	25,500	50,600	2,127,375
Investment property acquisitions	–	12,834	–	–	–	4,050	16,884
Development costs and other additions	23,651	14,025	1,618	1,725	229	73	41,321
Transfer from/to PPE/	–	144	–	–	–	–	144
Transfer from/to intangible fixed assets/	–	(72)	–	–	–	–	(72)
Transfers to inventories	–	(67,419)	–	–	–	–	(67,419)
Transfers to assets held for sale	(4,344)	(53,912)	–	–	(25,000)	–	(83,256)
Other transfer (lease incentives)	12,578	–	–	697	–	–	13,275
Transfers between segments	(30,832)	–	30,832	–	–	–	–
Disposals	(1,533)	(344,861)	(422)	–	–	–	(346,816)
Net valuation gain/(loss)	(24,266)	39,333	(1,932)	(1,363)	(729)	477	11,520
Net foreign exchange gain/loss	(9,925)	(10,506)	(336)	(1,528)	–	–	(22,295)
Translation differences	(7,513)	36,145	903	1,537	–	–	31,072
As at 31 December 2025	949,291	562,782	43,687	110,773	–	55,200	1,721,733

Development costs and other additions

In 2025, the development costs primarily related to Polish offices of EUR 23.7 million and Czech landbanks of EUR 14.0 million.

In 2024, the development costs primarily related to newly acquired Polish offices of EUR 19.2 million and landbanks of EUR 11.9 million.

Transfers to inventories

In 2025 the Group transferred landbank in Prague of EUR 67.4 million (EUR 28.4 million in 2024) from investment property to inventories due to change in its use.

Disposals

In 2025, the Group disposed of landbank properties in the Czech Republic of EUR 344.8 million, and office properties in Poland of EUR 1.5 million. In 2024, the Group disposed one office property of EUR 24.6 million.

Net valuation gain/loss

In 2025, the valuation gain on investment property was realised primarily on landbanks in Czech Republic of EUR 31.5 million. Polish companies generated net valuation loss of EUR 27.7 million, with the loss relating to the Polish office portfolio attributed to EUR 24.4 million.

In 2024, the valuation loss related primarily to the Polish portfolio (EUR 35.3 million) and Czech Land Bank (EUR 4.9 million), the loss was partly offset by valuation gains recognised by the Group's Czech landbank portfolio (EUR 37.0 million, primarily related to development projects Bubny Development of EUR 10.5 million, STRM Beta of EUR 5.3 million and Polygon BC of EUR 4.5 million) and Polish office portfolio (EUR 1.7 million).

Translation differences

Translation differences related to investment property arise in connection with translation of amounts of subsidiaries with different functional currency than EUR.

Reconciliation between the values obtained from the external valuers and the reported values

	31 December 2025	31 December 2024
Market value as estimated by the external valuer (refer to note 7.5)	1,671,127	2,086,397
Add: internal price	26,000	–
Add: recent acquisitions and additions	4,500	–
Add: leased assets and other	20,106	40,978
As at 31 December	1,721,733	2,127,375

6.2 Property, plant and equipment

	31 December 2025		31 December 2024	
	Other	Total	Other	Total
Cost				
As at 1 January	3,485	3,485	3,171	3,171
Development costs and other additions	506	506	324	324
Disposals	(7)	(7)	(4)	(4)
Transfer to IP	(144)	(144)	–	–
Reclassification to AHFS (IFRS 5)	(101)	(101)	–	–
Translation differences	18	18	(6)	(6)
As at 31 December	3,757	3,757	3,485	3,485
Accumulated depreciation and impairment losses				
As at 1 January	(1,133)	(1,133)	(677)	(677)
Depreciation	(673)	(673)	(456)	(456)
Impairment	(857)	(857)	–	–
Translation differences	(2)	(2)	–	–
As at 31 December	(2,665)	(2,665)	(1,133)	(1,133)
Carrying amounts				
As at 1 January	2,352	2,352	2,494	2,494
At 31 December	1,092	1,092	2,352	2,352

6.3 Equity accounted investees

Equity accounted investees as at 31 December 2025 and 2024:

	31 December 2025	31 December 2024
Uniborc	19,441	16,805
Bubny JV	127,704	–
As at 31 December	147,145	16,805

Uniborc S.A

As at 31 December 2025, the equity accounted investment in the amount of EUR 19.4 million (EUR 16.8 million as at 31 December 2024) represents investment in Uniborc S.A. Uniborc S.A. is a joint venture constituted in 2013 with Rodamco with aim to develop a shopping centre in the Bubny area in Prague, the Czech Republic. The Group's shareholding is 35 %.

	31 December 2025	31 December 2024
As at 1 January	16,805	16,939
Share of profit	2,718	9
Capital increase/decrease	(82)	(143)
As at 31 December	19,441	16,805

Condensed statement of comprehensive income of Uniborc S.A

	31 December 2025	31 December 2024
Net valuation gain on investment property	9,388	(55)
Administrative expenses	61	191
Operating result	9,449	136
Interest expenses	(654)	(1,000)
Profit before taxes	8,795	(864)
Income taxes	(1,374)	520
Profit/loss for the period	7,421	(344)

Condensed consolidated statement of financial position of JV Bubny s.r.o.

	31 December 2025	31 December 2024
Investment property	101,093	91,060
Cash and cash equivalents	489	471
Total assets	101,582	91,531
Non-current financial liabilities	(36,162)	(26,268)
Deferred tax liabilities	(9,683)	(16,986)
Current financial liabilities	(133)	(176)
Other current liabilities	(56)	(87)
Total liabilities	(46,034)	(43,517)
Net assets	55,548	48,014

JV Bubny s.r.o.

On 18 December, 50% ownership interest in JV Bubny s.r.o. was acquired from KIPEKEE INVESTMENT LTD, subsequently the Group sold 100% ownership interest in Bubny Development s.r.o. including its subsidiaries Darilia s.r.o. and Nové Bubny a.s. to HoldCo Bubny s.r.o, which is 100% subsidiary of JV Bubny s.r.o.

The Group and KIPEKEE INVESTMENTS LTD jointly control JV Bubny s.r.o. and the Group's share in the joint venture is classified as equity accounted investee.

Movement of the investment in JV Bubny s.r.o.

	31 December 2025	31 December 2024
As at 1 January	–	–
Initial recognition	127,704	–
Share of profit	–	–
As at 31 December	127,704	–

Condensed consolidated statement of comprehensive income of JV Bubny s.r.o.

	31 December 2025	31 December 2024
Net finance costs	270	–
Profit/(Loss) before taxes	270	–
Income taxes	–	–
Profit/loss for the period	270	–

Condensed consolidated statement of financial position of JV Bubny s.r.o.

	31 December 2025	31 December 2024
Investment property	331,712	–
Other current assets	717	–
Total assets	332,429	–
Non-current financial debts	(150,253)	–
Deferred tax liabilities	(47,414)	–
Total liabilities	(197,667)	–
Net assets	134,762	–

6.4 Other investments

As at 31 December 2025 and 2024, the Group holds 67,000,000 shares in CPIPG, which represents 0.75% of CPIPG's shareholding and is valued at EUR 51.3 million (EUR 51.2 million as at 31 December 2024).

The valuation of CPIPG shares held by the Group as at 31 December 2025 and 2024 is based on an alternative valuation model because of not an active market. The management determined the use of EPRA NAV per share (net asset value per share determined based on the methodology of European Public Real Estate Association) of CPIPG as the most representative valuation model primarily due to:

- EPRA NAV is a globally recognised measure of fair value;
- EPRA NAV takes into consideration the fair value of the net assets of a company, applying known aspects of the company's business model.

For the valuation of the CPIPG shares held as at 31 December 2025 and 2024, EPRA NAV per CPIPG share as at 31 December 2025 and 2024 was used. CPIPG's EPRA NAV per share EUR 0.77 as at 31 December 2025 (EUR 0.74 as at 31 December 2024) differs from the price at the stock-exchange EUR 0.78 as at 31 December 2025 (EUR 0.79 as at 31 December 2024).

The change in the value of CPIPG shares is recognised in other comprehensive income by the Group.

The detailed calculation of CPIPG's EPRA NAV per share is presented in CPIPG's annual report. The Group adjusted the number of shares used in the calculation for the amount of shares owned by the Group as at 31 December 2025 and 2024. As at 31 December 2025, the EPRA NAV per share of EUR 0.77 (EUR 0.76 as at 31 December 2024) disclosed by CPIPG therefore differs from value used by the Group to value the CPIPG's shares owned.

6.5 Loans provided

	31 December 2025	31 December 2024
Loans provided – related parties and joint ventures	849,011	3,504,176
Impairment to non-current loans provided to related parties	(19,556)	(28,477)
Total non-current loans provided	829,455	3,475,699
Loans provided – related parties and joint ventures	500,471	234,484
Impairment to current loans provided to related parties and joint ventures	(20,499)	–
Total current loans provided	479,972	234,484

Loans provided decreased in 2025 mainly due to decrease (repayment and off-set) of loans provided to related parties. These loans bear interest rate between 0.48% – 13.83% p.a. (determined based on the Group's risk assessment) and mature from 2025 to 2032. See note 10 for more information.

Loans provided to joint venture include loan principal and the interest granted to Uniborc S.A. (see note 6.3) in the amount of EUR 9.7 million and EUR 7.6 million as at 31 December 2025 and 2024. The joint venture is primarily financed through a loan by both partners in the same proportion as their respective shareholdings. The loan is repayable in 2028.

6.6 Inventories

	31 December 2025	31 December 2024
Inventories	133,265	36,690

As at 31 December 2025 and 2024, the inventories comprise residential projects realised in the Czech Republic. In 2025, the increase in inventories was due to reclassification of landbank allocated for construction of residential projects in the Czech Republic to inventories and development costs.

6.7 Trade receivables

	31 December 2025	31 December 2024
Trade receivables due from related parties	1,409	22,470
Trade receivables due from third parties	7,614	16,031
Impairment – trade receivables due from other parties	(4,821)	(5,810)
Total	4,202	32,691

Trade receivables decreased primarily in Nová Zbrojovka related to sale of landbank at the beginning of the year.

6.8 Cash and cash equivalents

	31 December 2025	31 December 2024
Bank balances	148,211	163,441
Cash on hand	2	2
Call deposits	11,548	–
Total	159,761	163,443

6.9 Other current receivables

	31 December 2025	31 December 2024
Cash pool receivables due from related parties	54,875	58,340
Other receivables due from related parties	105,357	191,984
Other receivables due from third parties	158	30,401
Total	160,390	280,725

The Company has agreed a cash-pool contracts with related subsidiaries of CPI Property Group (refer to note 2.2). As at 31 December 2025, other current receivables related to cash pool amounted to EUR 54,9 million (EUR 58.3 million as at 31 December 2024).

6.10 Assets held for sale

Assets and liabilities held for sale relates to planned resale of landbank in Czech Republic amounting to EUR 54.1 million and resale of properties in Italy and Poland of EUR 25 million and of EUR 4.3 million, respectively.

6.11 Equity

As of 31 December 2025 and 2024, the share capital of the Company amounts to EUR 13,145 thousand and is represented by 1,314,507,629 ordinary fully paid shares with a nominal value of EUR 0.01 each.

The following table sets out information regarding the ownership of the Company's shares as at 31 December 2025 and 2024, respectively:

Shareholder	Number of shares	Share held
CPI PROPERTY GROUP S.A.	1,279,198,976	97.31%

Shareholder	Number of shares	Share held
Others	35,308,653	2.69%
As at 31 December 2025 and 2024	1,314,507,629	100.00%

Non-controlling interests (NCI)

	31 December 2025	31 December 2024
Opening balance	321,538	467
Acquisition of non-controlling interests	–	(12,729)
Profit for the period	9,878	–
Common control acquisition	–	153,284
Sale of non-controlling interest in CPI PIF	–	180,516
Other transactions with non-controlling interest	8,464	–
Acquisition of non-controlling interests without change in control	(338,208)	–
As at 31 December	1,672	321,538

CPI Project Invest and Finance

The registered office of CPI Project Invest and Finance, a.s. is Purkyňova 2121/3, Prague, the Czech Republic.

Movement of CPI PIF-related non-controlling interest:

	31 December 2025	31 December 2024
Group's interest	100%	49.0 %
Opening balance	321,071	–
Common control acquisition	–	153,284
Sale of non-controlling interest in CPI PIF	–	180,516
Non-controlling interest – profit for the period	9,753	(12,729)
Other transactions with non-controlling interest	7,384	–
Acquisition of non-controlling interests without change in control	(338,208)	–
Total non-controlling interest	–	321,071

Condensed financial information of CPI PIF as at 31 December 2025:

	31 December 2025	31 December 2024
Non-current assets	–	1,247,422
Current assets	–	164,516
Total assets	–	1,411,938
Equity attributable to owners	–	677,752
Non-current liabilities	–	711,678
Current liabilities	–	22,508
Total equity and liabilities	–	1,411,938
Loss for the period	–	(27,976)
Net increase/(decrease) in cash and cash equivalents	–	43,265

On 24 June 2024, as a result of common control acquisition through which the Group acquired CPI PIF, the Group recognised non-controlling interest of EUR 153.3 million (for more details refer to note 3).

On 27 June 2024, the Group sold 26% share of CPI Project Invest and Finance (hereinafter together with its subsidiaries as „CPI PIF“) to European asset manager SONA ASSET MANAGEMENT (UK) LLP (“Sona Asset Management”) for EUR 96.7 million.

The difference between the carrying value of EUR 180.5 million and the sales price of EUR 96.7 million amounting to EUR 83.3 million represents Group's loss from sale of NCI and was recognised against retained earnings as of the date of sale.

On 10 October 2025, the Group exercised a call option and repurchased a 49% ownership interest in CPI Project and Invest, spol. s r.o. from Sona Asset Management.

The consideration paid amounted to EUR 331.2 million. The carrying amount of the 49% ownership interest, presented in the CPI FIM consolidated financial statements as non-controlling interest, was EUR 338.2 million. The transaction is considered as a transaction with owners without a change in control, and the difference arising from the transaction is recognized in equity

Mandatory takeover bid over Company shares

On 8 June 2016 the Company's fully owned subsidiary Nukasso Holdings Limited directly and indirectly acquired approximately 97.31% of shares in CPI FIM. As a consequence, Nukasso Holdings Limited became obliged to launch a mandatory takeover bid to purchase any and all of the ordinary shares of CPI FIM (the “Mandatory Takeover Offer”). On 22 August 2016, the Czech Office for the Protection of Competition granted the merger clearance for the acquisition of CPI FIM by the Group, whereas its decision became final and binding on 23 August 2016.

On 8 December 2017 the CSSF published press releases in which it stated, inter alia, that it has decided not to approve the offer document in the Mandatory Takeover Offer as a consequence of the existence of an undisclosed concert action with respect to CPI FIM. On 15 March 2018 the CSSF published a press release informing that the decisions detailed in the above-mentioned CSSF press releases of 8 December 2017 have been challenged before the Luxembourg administrative courts. On 21 November 2024 the first instance court rejected administrative lawsuits against the decisions of the CSSF. The shareholders appealed against this decision. On 27 June 2025, the appeals formed against the judgments of 21 November 2024 have been dismissed by the Administrative Court (Cour administrative). As a consequence, decisions adopted by the CSSF on 8 December 2017 are final and may no longer be challenged before the Luxembourg administrative courts.

As of the date of this report, the Company has not received any formal decision in relation to the Mandatory Takeover Offer.

Earnings per share

	31 December 2025	31 December 2024
Weighted average outstanding shares for the purpose of calculating the basic EPS	1,314,507,629	1,314,507,629
Weighted average outstanding shares for the purpose of calculating the diluted EPS	1,314,507,629	1,314,507,629
Net profit attributable to owners of the parent	94,093	78,331
Net profit attributable to owners of the parent after assumed conversions/exercises	94,093	78,331
Total Basic earnings in EUR per share	0.07	0.06
Diluted earnings in EUR per share	0.07	0.06

Basic earnings per share (EPS) are calculated by dividing the profit attributable to the Group by the weighted average number of ordinary shares in issue during the period, excluding ordinary shares purchased by the Group and held as treasury shares.

Diluted earnings per share is calculated by adjusting the weighted average number of ordinary shares outstanding to assume conversion of all dilutive potential ordinary shares. The warrants issued by the Company were not taken into account in the diluted EPS calculation.

6.12 Financial debts

	31 December 2025	31 December 2024
Loans from related parties	534,970	3,651,464
Bank loans	329,504	308,787
Lease liabilities	24,252	43,447
Total non-current financial debts	888,726	4,003,698
Loans from related parties	901,046	168,548
Bank loans	2,729	–
Lease liabilities	997	239
Total current financial debts	904,772	168,787

As at 31 December 2025 and 2024, the balance of the loans received from the Group's parent company CPIPG and its subsidiaries was EUR 1,436.0 million and EUR 3,532.8 million, respectively. The loans from CPIPG bear interest rates between 3%–9% p.a (0.65%–6.13% in 2024).

Financial debts decreased mainly due to repayment and offset of loan received from CPI PROPERTY GROUP S.A. amounting EUR 2 425.9 million.

Maturity of financial debts

As at 31 December 2025	Less than one year	1 to 5 years	More than 5 years	Total
Loans from related parties	901,046	533,101	1,869	1,436,016
Bank loans	2,729	308,979	20,525	332,233
Lease liabilities	997	3,561	20,691	25,249
Total	904,772	845,641	43,085	1,793,498

As at 31 December 2024	Less than one year	1 to 5 years	More than 5 years	Total
Loans from related parties	168,548	1,971,919	1,680,345	3,820,812
Bank loans	–	285,577	23,210	308,787
Lease liabilities	239	4,378	39,069	43,686
Total	168,787	2,261,874	1,742,624	4,173,285

For details on the loans received from related parties, refer to note 10.

Reconciliation of movements of liabilities to cash flows arising from financing activities

	Loans and borrowings	Lease liabilities	Total
As at 1 January 2025	4,128,799	43,686	4,172,485
<i>Interest paid</i>	(92,822)	–	(92,822)
<i>Drawings of loans and borrowings</i>	146,474	–	146,474
<i>Repayments of loans and borrowings</i>	(433,206)	(1,731)	(434,937)
Total changes from financing cash flows	(379,554)	(1,731)	(381,285)
The effect of changes in foreign exchange rates	(6,614)	–	(6,614)
Interest expense	121,940	2,605	124,545
Other changes*	(2,096,023)	(19,310)	(2,115,333)
Transfer to Available-for-sale financial assets	(300)	–	(300)
As at 31 December 2025	1,768,248	25,250	1,793,498

*Other changes represent primarily set off with loans provided.

	Loans and borrowings	Lease liabilities	Total
As at 1 January 2024	5,151,928	5,023	5,156,951
<i>Interest paid</i>	(116,763)	–	(116,763)
<i>Drawings of loans and borrowings</i>	80,448	–	80,448
<i>Repayments of loans and borrowings</i>	(1,510,900)	–	(1,510,900)
<i>Lease liabilities</i>	(1,547,215)	–	(1,547,215)
Total changes from financing cash flows	355,703	38,663	394,366
The effect of changes in foreign exchange rates	12,643	–	12,643
Interest expense	155,740	–	155,740
As at 31 December 2024	4,128,799	43,686	4,172,485

6.13 Other financial non-current liabilities

	31 December 2025	31 December 2024
Tenant deposits	9,837	9,839
Advances received from third parties	5,087	2,855
Payables from retentions	1,535	1,236
Other payables due to third parties	879	–
Interest rate swaps used for hedging	5,584	8,259
Total	22,922	22,189

6.14 Trade payables

	31 December 2025	31 December 2024
Trade payables due to related parties	3,077	9,963
Trade payables due to third parties	19,583	17,480
Total	22,660	27,443

6.15 Other financial liabilities

	31 December 2025	31 December 2024
Cash pool payables due to related parties	37,354	37,134
Other payables due to related parties	313,228	317,813
Other financial current liabilities due to third parties	32,308	16,279
Total	382,890	371,226

The Company has agreed a cash-pool contracts with selected subsidiaries of CPI Property Group.

As at 31 December 2025 and 2024 other payables represent acquisition price of 80% of NCI, mainly Bubny of EUR 155.0 million, Polygon BC of EUR 67.2 million and STRM Alfa of EUR 55.2 million acquired in 2022.

As at 31 December 2025, the other financial current liabilities related to cash pool amounted to EUR 37.4 million (EUR 37.1 million as at 31 December 2024).

6.16 Other non-financial current liabilities and Income tax liabilities

	31 December 2025	31 December 2024
Value added tax payables	859	1,683
Provisions	588	1,338
Other	3,145	61
Total	4,592	3,082

6.17 Leases where the Group acts as a lessor

The commercial property leases typically have lease terms of between 5 and 10 years and include clauses to enable periodic upward revision of the rental charge according to market conditions. Some contracts contain options to terminate before the end of the lease term. The following table shows the future rental income from lease agreements where the terms are non-cancellable.

	31 December 2025	31 December 2024
Less than one year	78,904	73,229
Between one and five years	190,992	173,623
More than five years	25,399	31,672
Total	295,295	278,524

7 Financial risk management

Exposure to various risks arises in the normal course of the Group's business. Financial risk comprises:

- credit risk (refer to note 7.1);
- liquidity risk (refer to note 7.2);
- market risk including currency risk, interest rate risk and price risk (refer to note 7.3).

This note presents information about the Group's exposure to each of the above risks, the Group's objectives, policies and processes for measuring and managing risk, and the Group's management of capital.

The primary objectives of the financial risk management function are to establish risk limits, and then ensure that exposure to risks stays within these limits. Supervision of the Group's risk is accomplished through discussions held by executive management in appropriate frameworks together with reporting and discussions with the Board of Directors.

7.1 Credit risk

Credit risk is the risk that counterparty will not meet its obligations under a financial instrument or customer contract, leading to a financial loss. The Group is exposed to credit risk mainly from its rental activities (primarily for trade receivables) and from its financing activities, including provided loans, purchased bonds, deposits with banks and financial institutions and other financial instruments.

The Group evaluates the concentration of risk with respect to loans provided as low, as the debtors are primarily entities controlled by the ultimate shareholder of the Company.

Aging structure of financial assets as at 31 December 2025 and 2024

	31 December 2025	Carrying value	Total past due but not impaired	Impaired
Other investments		52,540	–	–
Loans provided		1,309,427	107,519	40,055
– to related parties		1,299,744	107,519	40,055
– to third parties		--	–	--
– to joint venture		9,683	–	--
Trade and other receivables		248,243	1,320	5,640
Cash and cash equivalents		159,761	–	–
Total		1,769,971	108,839	45,695

31 December 2024	Carrying value	Total past due but not impaired	Impaired
Other investments	51,681	–	–
Loans provided	3,710,183	–	28,477
– to related parties	3,702,539	–	26,873
– to third parties	–	–	–
– to joint venture	7,644	–	1,604
Trade and other receivables	313,533	4,667	5,804
Cash and cash equivalents	163,443	–	–
Total	4,238,840	4,667	34,281

As at 31 December 2025, the Group recognised an impairment of EUR 40.1 million (EUR 28,5 million as at 31 December 2024) against loans provided to related parties.

Breakdown of overdue financial assets which are not impaired:

31 December 2025	Past due 1-30 days	Past due 31-90 days	Past due 91-180 days	Past due 181-360 days	Past due more than 360 days	Total
Trade and other receivables	1,092	58	37	33	100	1,320
Total	1,092	58	37	33	100	1,320

31 December 2024	Past due 1-30 days	Past due 31-90 days	Past due 91-180 days	Past due 181-360 days	Past due more than 360 days	Total
Trade and other receivables	603	156	3,362	378	168	4,667
Total	603	156	3,362	378	168	4,667

Cash and cash equivalents

Cash and cash equivalents, neither past due nor impaired (Moody's ratings of respective counterparties):

	31 December 2025	31 December 2024
A1	151,558	64,888
A2	36	11,689
A3	629	77,379
Baa1	4,162	8,179
Baa2	3,111	1,223
Not rated	265	85
Total	159,761	163,443

7.2 Liquidity risk

The main objective of liquidity risk management is to reduce the risk that the Group does not have available resources to meet its financial obligations, working capital and committed capital expenditure requirements.

The Group maintains liquidity management to ensure that funds are available to meet all cash flow needs. Concentration of risk is limited thanks to diversified maturity of the Group's liabilities and diversified portfolio of the Group's financing.

The Group manages liquidity risk by constantly monitoring forecasts and actual cash flows and by various long-term financing. The Group's liquidity position is monitored on a weekly basis by division managers and is reviewed quarterly by the Board of Directors. A summary table with maturity of liabilities is used by key management personnel to manage liquidity risks.

Liquidity risk analysis

The following table summarises the maturity profile of the Group's financial liabilities based on contractual undiscounted payments including accrued interest. The table reflects the earliest settlement of the Group's liabilities based on contractual maturity and includes non-derivative as well as derivative financial liabilities.

31 December 2025	Carrying value	< 3 month	3-12 months	1-2 years	2-5 years	> 5 year	Total
Financial debts	1,793,498	29,376	945,288	261,503	699,839	48,761	1,984,767
– loans from related parties	1,436,016	24,650	931,198	223,800	368,026	2,228	1,549,902
– bank loans	332,233	3,485	13,106	35,538	325,709	24,807	402,645
– lease liabilities	25,249	1,241	984	2,165	6,104	21,726	32,220
Other non-current liabilities	22,922	–	–	3,616	17,243	2,063	22,922
Other current liabilities*	405,550	401,977	3,573	–	–	–	405,550
Total	2,221,970	431,353	948,861	265,119	717,082	50,824	2,413,239

31 December 2024	Carrying value	< 3 month	3-12 months	1-2 years	2-5 years	> 5 year	Total
Financial debts	4,172,485	195,549	83,192	501,949	1,885,741	2,190,061	4,856,492

31 December 2024	Carrying value	< 3 month	3-12 months	1-2 years	2-5 years	> 5 year	Total
– loans from related parties	3,820,012	194,197	80,161	495,775	1,863,238	1,807,477	4 440 848
– bank loans	308,787	1,113	3,031	4,042	14,789	309,852	332,827
– lease liabilities	43,686	239	–	2,132	7,714	72,732	82,817
Other non-current liabilities	22,189	–	–	15,579	4,663	1,947	22,189
Other current liabilities*	398,669	373,454	1,744	23,471	–	–	398,669
Total	4,593,343	569,003	84,936	540,999	1,890,404	2,192,008	5,277,350

* Other current liabilities include current trade payables and other financial current liabilities.

The Group maintains strong cash reserves and maintains flexibility with regard to potential uses of liquidity such as capital expenditures and development spending, shareholder distributions etc.

As of the date of these financial statements, the Group does not face a significant liquidity risk.

7.3 Market risk

Market risk is the risk that changes in market prices, such as foreign exchange rates, interest rates and prices will affect the Group's income or the value of its holdings of financial instruments or could cause future cash flows related to financial instruments to fluctuate. The objective of market risk management is to manage and control market risk exposures within acceptable parameters while optimising the return.

The Group's market risk mainly arises from open positions in a) foreign currencies and b) loans provided and financial debts, to the extent that these are exposed to general and specific market movements.

Market risk exposures are measured using sensitivity analysis.

Sensitivities to market risks included below are based on a change in one factor while holding all other factors constant.

Foreign currency risk

Foreign currency risk is the risk that the fair value or future cash flows of a financial instrument will fluctuate because of changes in foreign exchange rates (see note 2.2(b)).

The Group is exposed to currency risk mainly on sales, purchases and borrowings that are denominated in a currency other than the respective functional currencies of Group entities, primarily the CZK, but also others (see note 2.2(b)).

Sensitivity analysis – exposure to currency risk

The table below shows the material balances held in foreign currencies that are deemed subject to currency risk and presents sensitivities of profit or loss to reasonably possible changes in foreign currency rates with all other variables held constant.

A 10% change in the foreign currency rate of foreign currencies would have the below effect on profit/(loss) or equity of the Group providing all other variables remaining constant:

31 December 2025	Original currency	In TEUR	Change in TEUR (functional currency depreciated by 10%)	Change in TEUR (functional currency appreciated by 10%)
Cash and cash equivalents		159,761		
	TEUR	101,664	–	–
	TCZK	36,626	3,663	(3,663)
	TUSD	49	5	(5)
	THUF	2,726	273	(273)
	TCHF	1	–	–
	TPLN	18,469	1,847	(1,847)
	TGBP	221	22	(22)
	TRON	5	–	–
Loans provided		1,309,427		
	TEUR	422,345	–	–
	TCZK	492,994	49,299	(49,299)
	THUF	101,226	10,123	(10,123)
	TRON	10,766	1,077	(1,077)
	TGBP	198,701	19,870	(19,870)
	TAED	83,395	8,339	(8,339)
Financial debts		(1,793,498)		
	TEUR	(1,705,677)	–	–
	TCZK	(62,571)	(6,257)	6,257
	TPLN	(25,250)	(2,525)	2,525
Net exposure to currency risk				
	TCZK	467,049	46,705	(46,705)

31 December 2025	Original currency	In TEUR	Change in TEUR (functional currency depreciated by 10%)	Change in TEUR (functional currency appreciated by 10%)
	TGBP	198,922	19,892	(19,892)
	TEUR	(1,181,668)	–	–
	TPLN	(6,781)	(678)	678
	TRON	10,771	1,077	(1,077)
	TUSD	49	5	(5)
	THUF	103,952	10,395	(10,395)
	TCHF	1	–	–
	TAED	83,395	8,339	(8,339)

31 December 2024	Original currency	In TEUR	Change in TEUR (functional currency depreciated by 10%)	Change in TEUR (functional currency appreciated by 10%)
Cash and cash equivalents		163,443		
	TEUR	93,746	–	–
	TCZK	42,383	4,238	(4,238)
	TUSD	80	8	(8)
	THUF	3,498	350	(350)
	TCHF	44	4	(4)
	TPLN	23,201	2,320	(2,320)
	TGBP	191	19	(19)
	TRON	300	30	(30)
Loans provided		3,710,183		
	TEUR	2,894,868	–	–
	TCZK	429,953	42,995	(42,995)
	THUF	93,562	9,356	(9,356)
	TRON	12,788	1,279	(1,279)
	TGBP	229,325	22,932	(22,932)
	TUSD	2,608	261	(261)
	TAED	47,079	4,708	(4,708)
Financial debts		(4,172,485)		
	TEUR	(4,070,147)	–	–
	TCZK	(58,653)	(5,865)	5,865
	TPLN	(43,685)	(4,369)	4,369
Net exposure to currency risk	TCZK	413,683	41,368	(41,368)
	TGBP	229,516	22,951	(22,951)
	TPLN	(20,484)	(2,049)	2,049
	TRON	13,088	1,309	(1,309)
	TUSD	2,688	269	(269)
	THUF	97,060	9,706	(9,706)
	TCHF	44	4	(4)
	TAED	47,079	4,708	(4,708)

Interest rate risk

At the reporting date the interest rate profile of the Group's interest-bearing financial instruments are described under notes 6.5 for financial assets and under notes 6.12 financial liabilities respectively. Interest rate risk is the risk that the fair value or future cash flows of a financial instrument will fluctuate because of changes in market interest rates.

The Group's interest rate risk is monitored by the Group's management on a monthly basis. The interest rate risk policy is approved quarterly by the Board of Directors. Management analyses the Group's interest rate exposure on a dynamic basis. Various scenarios are simulated, taking into consideration refinancing, renewal of existing positions and alternative financing sources.

Loans provided by the Group require instalments to be paid by the borrower according to a payment schedule, based on a fixed interest rate. The interest rates charged by the Group are usually based on Group's borrowing interest rates.

As the loans provided (including those to related parties) are based on fixed rates, and no financial debt is measured at fair value through profit and loss the Group's exposure to the risk of changes in market interest rates relates primarily to the Group's long-term debt obligations with floating interest rates. These obligations primarily include bank loans.

Interest rate risk connected with financial debts is limited as 99% of the loans is provided with fixed interest rate as at 31 December 2025. A 100 basis point change in the interest rate would have impact on profit or equity of the Group amounting EUR 1.36 million providing all other variables remain constant.

Trade receivables and payables are interest-free and have settlement dates within one year.

Price risk

The Group is exposed to price risks related to investments in shares of CPIPG, which are classified as other investments.

Other components of equity would increase or decrease by EUR 2.6 million as at 31 December 2025 (EUR 2.5 million as at 31 December 2024) as a result of 5% increase or decrease of EPRA NAV per share of CPIPG.

Other risks

The Group is exposed to price risk other than in respect of financial instruments, such as property price risk including property rental risk. For sensitivity analysis on changes in assumptions of investment property valuation refer to note 7.5.

7.4 Capital management

The Group's objectives when managing capital are to safeguard the Group's ability to continue as a going concern in order to provide returns for shareholders and benefits for other stakeholders; and to maintain an optimal capital structure to reduce the cost of capital.

In order to maintain or adjust the capital structure, the Group may adjust the amount of dividends paid to shareholders, return capital to shareholders, issue new shares or sell assets to reduce debt.

There is no real seasonality impact on its financial position but rather a volatility of financial markets might positively or negatively influence Group's consolidated financial position.

No changes were made in the objectives, policies or processes during the year ended 31 December 2025.

The Group monitors capital on the basis of the gearing ratio.

Gearing ratio

This ratio is calculated as total debt divided by total equity. Debt is defined as all non-current and current liabilities. Equity includes all capital and reserves as shown in the consolidated statement of financial position.

	31 December 2025	31 December 2024
Debt	2,360,826	4,774,437
Equity	1,567,700	1,763,184
Gearing ratio in %	150.6%	270.8%

7.5 Fair value measurement

Fair value of financial instruments

Fair value measurements of financial instruments reported at fair value are classified by level of the following measurement hierarchy:

- Level 1: Quoted prices (unadjusted) in active markets for identical assets or liabilities.
- Level 2: Inputs other than quoted prices that are observable for the asset or liability, either directly (that is, as prices) or indirectly (that is, derived from prices);
- Level 3: Inputs for the asset or liability that are not based on observable market data (that is, unobservable inputs). The valuation model of the fair value of loans provided considers the present value of expected payments, discounted using a risk-adjusted discount rate of 3.6% (2024 – 2.6%). The valuation model of the fair value of financial liabilities considers the present value of expected payments, discounted using a risk-adjusted discount rate of 3.6% (2024 – 2.6%).

There were no changes in the Group's valuation processes, valuation techniques, and types of inputs used in the fair value measurements during the period.

There were no transfers between Level 1 and Level 2 fair value measurements during the period, and no transfers into or out of Level 3 fair value measurements during the period 2025.

The following tables show the carrying amounts at fair value of financial assets and liabilities, including their level in the fair value hierarchy. It does not include fair value information for financial assets and financial liabilities not measured at fair value if the carrying amount is a reasonable approximation of fair value.

Accounting classification and fair values

The following tables show the carrying amounts and fair value of financial assets and liabilities, including their level in the fair value hierarchy (level 3). It does not include fair value information for financial assets and financial liabilities not measured at fair value if the carrying amount is a reasonable approximation of fair value.

	31 December 2025		31 December 2024	
	Carrying amount	Fair value	Carrying amount	Fair value
Financial assets measured at fair value				
CPI Property Group shares*	51,265	51,265	49,905	49,905
Other investments	1,275	1,275	1,776	1,776
Financial assets not measured at fair value				
Loans provided**	1,299,744	1,397,827	3,702,539	4,048,088
Loans provided to joint venture	9,683	9,683	7,644	7,644
Financial liabilities not measured at fair value				
Financial debt – other	1,461,265	1,251,047	3,863,751	4,113,920
Financial debt – bank loans (floating rate)	311,708	311,708	288,201	288,201
Financial debt – bank loans (fixed rate)	20,525	20,525	20,533	20,541

* For the valuation as at 31 December 2025, the shares are valued using EPRA NAV per share of CPIPG as at 31 December 2025 (refer to note 6.4).

** The fair values of the financial assets and financial liabilities included in the level 3 category have been determined in accordance with generally accepted pricing models based on the discounted cash flow analysis, with the most significant inputs being the discount rate that reflects the credit risk of counterparties, with the exception of loans provided to/received from entities controlled by the majority shareholder of the Company, which bear limited credit risk from the Group's perspective.

The Group classifies all its financial assets and liabilities as Level 3 in the fair value hierarchy.

Fair value measurement of investment property

The Group's investment properties were valued at 31 December 2025 and 2024 in accordance with the Group's accounting policies. The Group utilises independent professionally qualified valuers, who hold a recognised relevant professional qualification and have recent experience in the locations and segments of the investment properties valued. For all these properties, their current use equates to the highest and best use.

The Group's finance department includes a team that reviews the valuations performed by the independent valuers for financial reporting purposes.

Main observable and unobservable inputs

The table below presents the valuation method, the key observable and unobservable inputs for each class of property owned by the Group, used by the valuers as at the end of 31 December 2025 and 2024 respectively. The fair value hierarchy of the valuations is Level 3. Fair value amounts are stated in EUR millions.

Investment property

	Fair value 2025	Fair value 2024	Valuation technique	Significant unobservable inputs	Range (weighted avg) 2025	Range (weighted avg) 2024
Retail						
Czech Republic - retail warehouse	5	5	DCF	ERV per sqm	€155	€155
				NRI per sqm	€131	€76
				Discount rate	6.4%	6.5%
				Exit yield	6.4%	6.5%
				Vacancy rate	0%	0%
Czech Republic - other retail properties	2	2	DCF	ERV per sqm	€220	€205
				NRI per sqm	€206	€191
				Discount rate	5.9%	5.9%
				Exit yield	5.9%	5.9%
				Vacancy rate	0%	0%
Poland	104	103	Investment method	ERV per sqm	€188–€214 (€192)	€188–€204 (€190)
				NRI per sqm	€166–€175 (€173)	€127–€160 (€155)
				Equivalent yield	8.2%–8.2% (8.2%)	8.2%–8.2% (8.2%)
				Vacancy rate	0%–1.1% (0.9%)	0%–7.7% (6.6%)
Office						
Czech Republic	5	5	DCF	ERV per sqm	€155	€150
				NRI per sqm	€140	€126
				Discount rate	7.5%	7.0%
				Exit Yield	7.0%	–
				Vacancy rate	19.2%	19.2%
Poland	928	920	Investment method	ERV per sqm	€208–€323 (€255)	€206–€323 (€252)
				NRI per sqm	€182–€311 (€249)	€84–€248 (€174)
				Equivalent yield	6.3%–8.7% (7.5%)	6.2%–8.5% (7.4%)
				Vacancy rate	0.3%–15.6% (5.7%)	0%–15.6% (5.6%)
Hotels rented						

	Fair value 2025	Fair value 2024	Valuation technique	Significant unobservable inputs	Range (weighted avg) 2025	Range (weighted avg) 2024
Complementary	0	26	DCF	Rate per key	€0	€262,887
				Exit yield	0%	6.8%
				Discount rate	0%	10.8%
Residential						
Complementary	26	26	Comparable	Fair value per sqm	€20,041–€27,919 (€26,252)	€20,041–€27,919 (€26,252)
Italy	25	25	Comparable	Fair value per sqm	€13,994	€13,938
Landbank						
Czech Republic	180	230	Comparable	Fair value per sqm	€2–€1,007 (€12)	€2–€2,615 (€14)
Prague	223	294	Comparable	Fair value per sqm	€8–€2,264 (€229)	€8–€3,195 (€290)
Czech Republic	9	9	Residual	Gross development value	€3,354	€3,037
				Development margin	25.0%	25.0%
Landbank and Development						
Landbank Bubny*	0	270	Comparable	Fair value per sqm	€0	(€1,343)
Landbank Zbrojovka	150	133	Comparable	Fair value per sqm	(€705)	(€623)
Development Vysočany	14	13	Development appraisal – comparable	Fair value per sqm	(€2,263)	(€2,161)
Development Prosta 69	27	26	Development appraisal – comparable	Fair value per sqm	(€2,175)	(€2,126)
Total	1,698	2,087				

* Bubny in JV

The tables above are net of properties classified as assets held for sale, recent acquisitions and selected leased properties.

Appraisal for Zbrojovka as at 31 December 2025

Zbrojovka is a brownfield/land bank with a size over 230 thousand square meters and is located in Brno, the Czech Republic. The majority of the site is currently not used (except for newly developed office buildings ZET office and D1). As of 31 December 2025, 2024, 2023 and 2022, a valuation of the land bank was prepared by iO/JLL using the comparable method. The subject of this valuation does not include land that is part of ongoing developments (buildings D4, D2&D3, A and C). This method was lastly based on 6 recently executed land site transactions in Brno, included in below table:

2025	Comparative method					
	1	2	3	4	5	6
Zoning plan	Industrial -> Residential	Mixed use	Mixed use	Industrial -> Residential	Residential	Mixed use
Size (sqm) – approx.	17,000	9,000	4,000	8,000	1,000	46,000
Transacted price per sqm (EUR)	600	400	800	700	800	400

2024	Comparative method					
	1	2	3	4	5	6
Zoning plan	Industrial -> Residential	Mixed use	Mixed use	Industrial -> Residential	Residential	Mixed use
Size (sqm) – approx.	17,000	9,000	4,000	8,000	6,000	46,000
Transacted price per sqm (EUR)	600	400	400	700	500	400

The fair value was determined by estimating the fair value per one square meter based on comparative land site transaction prices, adjusted for differences between comparative land sites and Zbrojovka site.

The adjustments provided for the following characteristics:

Adjustment	Range used by iO	Average multiple used	Description
Microlocation	Multiple 0.90 – 1.25	1.01	Vicinity to the city center, attractiveness of the area, public amenities.
Access	Multiple 0.95 – 1.05	0.99	Vehicular and pedestrian access to the property
Public transportation	Multiple 0.90 – 1.15	0.99	Tram, trolleybus and bus stops in the vicinity
Size	Multiple 0.60 – 0.85	0.75	Size of land plots
Existence of structures	Multiple 0.95 – 1.10	1.02	Old structures being present on the site, with potential historical protection.
Market improvement	Multiple 1.05 – 1.25	1.12	Improvement of the market since the transaction, adjustment used for optimizing dates of transactions to the date of valuation
Flooding area	Multiple 0.95 – 1.00	0.98	Risk of floods based on flood map issued by the Association of Insurance Companies
Liquidity of apartments	Multiple 0.95 – 1.05	1.01	Demand for flats in the location
Individual characteristics of the land & Permits	Multiple 1.00 – 1.30	1.19	Status of development (construction feasibility, zoning / building permits etc.)

Adjustment	Range used by iO	Average multiple used	Description
Planning (land usability)	Multiple 1.10 – 1.40	1.23	Usage of the land allowed by valid Master Plan
Contamination	Multiple 1.00 – 1.05	1.01	Soil contamination

Sensitivity analysis of Zbrojovka

As the Zbrojovka site was valued by comparable method, the sensitivity analysis was prepared for two key adjustments: Individual characteristics of the land & Permits and size. For Permits iO used the largest range of multiples, indicating high level of judgement included in the adjustment estimate. Size adjustment is selected for sensitivity analysis because of the significance of differences in size between Zbrojovka and comparative land sites.

Multiple size	m EUR	Multiple permits		
		0.95	1.00	1.05
0.95		134	139	145
1.00		143	150	156
1.05		153	160	166

Triggering and expected events for further development of Zbrojovka landbank

Zbrojovka (former armory factory) is classified as development for over the last 4 years. In December 2020, there were final changes to master plan approved. The master plan defines all the main urbanistic, technical and infrastructure links of the area. Development expects residential, office and public amenities with expected gross floor area of over 500,000 sqm. The budgeted timeline for the development of the whole area is between 10 and 15 years. As of the valuation date, vast of the former structures were removed. The development of the area is divided into 8 phases in separate areas. The first phase started in 2022 in the southern part of the landbank.

Other landbanks

The other land banks which were valued by the comparable method have a total fair value of EUR 452.0 million and EUR 524.0 million as at 31 December 2025 and 2024 and a size of 18 million sqm. As these land banks differ significantly in various parameters (such as current zoning, location & micro-location, existence of structures, access etc.) no further disaggregation was performed.

Smaller part of landbanks was valued by residual method with total fair value of EUR 9.2 million as at 31 December 2025 (EUR 9.0 million as at 31 December 2024) and a size of 14.8 thousands sqm as at 31 December 2025 (15 thousands sqm as at 31 December 2024).

The sensitivity analysis for assets where the fair value was determined by comparative method was not prepared, as the potential change in inputs (such as change of multiples etc.) would result in equal or direct change in outputs.

Sensitivity analysis on changes in assumptions of property valuations

The Group has performed a sensitivity analysis on changes in assumptions of property valuation.

The significant unobservable inputs used in fair value measurement categorised within level 3 of the fair value hierarchy of the Group portfolio are:

- equivalent yield or discount rate;
- estimated rental value (ERV) for rental asset;
- development margin/profit for development.

Change of the valuation rates would result in the following fair values – analysis of the portfolio of assets valued by discounted cash flow, income capitalisation method and development appraisal:

As at 31 December 2025

Czech Republic – Retail – DCF

ERV	m EUR	Discount rate		
		(0.25%)	–	0.25%
(5.00%)		6.90	6.60	6.40
–		7.30	7.01	6.70
5.00%		7.70	7.40	7.00

Czech Republic – Office – DCF

ERV	m EUR	Discount rate		
		(0.25%)	–	0.25%
(5.00%)		4.70	4.50	4.40
–		4.90	4.77	4.60
5.00%		5.20	5.00	4.80

Czech Republic

Landbank as a development	m EUR
Developer's Profit (5.00%)	10.60
Developer's Profit (2.50%)	9.89
Developer's Profit –	9.21
Developer's Profit 2.50%	8.55
Developer's Profit 5.00%	7.92

Poland – Office – Income capitalisation

ERV	m EUR	Yield		
		(0.25%)	–	0.25%
(5.00%)		914.8	886.6	860.3

Complementary – Hotels – DCF

ERV	m EUR	Discount rate		
		(0.25%)	–	0.25%
(5.00%)		-	-	-

	–	955.8	927.6	901.3
5.00%	997.0	968.9	942.5	

	–	–	–	–
5.00%	–	–	–	–

Poland – Retail – Income capitalisation

		Yield		
ERV	m EUR	(0.25%)	–	0.25%
	(5.00%)	99.1	95.5	92.1
	–	107.8	104.2	100.8
5.00%	116.9	113.3	109.9	

As at 31 December 2024

Czech Republic – Retail – DCF

		Discount rate		
ERV	m EUR	(0.25%)	–	0.25%
	(5.00%)	6.60	6.40	6.10
	–	7.00	6.70	6.40
5.00%	7.30	7.00	6.80	

Czech Republic – Office – DCF

		Discount rate		
ERV	m EUR	(0.25%)	–	0.25%
	(5.00%)	4.50	4.40	4.20
	–	4.80	4.60	4.40
5.00%	5.00	4.80	4.70	

Czech Republic

	m EUR
Landbank as a development	
Developer's Profit (5.00%)	10.23
Developer's Profit (2.50%)	9.59
Developer's Profit –	8.97
Developer's Profit 2.50%	8.37
Developer's Profit 5.00%	7.80

Poland – Office – Income capitalisation

		Yield		
ERV	m EUR	(0.25%)	–	0.25%
	(5.00%)	904.4	878.5	854.4
	–	945.1	919.5	895.3
5.00%	985.9	960.3	936.3	

Complementary – Hotels – DCF

		Discount rate		
ERV	m EUR	(0.25%)	–	0.25%
	(5.00%)	26.16	25.50	24.89
	–	26.16	25.50	24.89
5.00%	26.16	25.50	24.89	

Poland – Retail – Income capitalisation

		Yield		
ERV	m EUR	(0.25%)	–	0.25%
	(5.00%)	98.0	94.8	91.7
	–	106.5	103.2	100.2
5.00%	115.3	112.1	109.0	

8 Litigations

Kingstown dispute in Luxembourg

On 20 January 2015, the Company was served with a summons containing petition of the three companies namely Kingstown Partners Master Ltd. of the Cayman Islands, Kingstown Partners II, LP of Delaware and Ktown LP of Delaware (together referred to as „Kingstown“), claiming to be the shareholders of CPI FIM SA, filed with the Tribunal d'Arrondissement de et a Luxembourg (the “Luxembourg Court”). The petition seeks condemnation of the Company together with CPI FIM SA and certain members of CPI FIM SA's board of directors as jointly and severally liable to pay damages in the amount of EUR 14.5 million and compensation for moral damage in the amount of EUR 5 million. According to Kingstown's allegation the claimed damage has arisen as a consequence of inter alia alleged violation of CPI FIM SA's minority shareholders rights.

To the best of the Company's knowledge, Kingstown was not at the relevant time a shareholder of the Company. Therefore, and without any assumption regarding the possible violation, the Company believes that it cannot be held liable for the violation of the rights of the shareholders of another entity.

The Management of the Company has been taking all available legal actions to oppose these allegations in order to protect the corporate interest as well as the interest of its shareholders. Accordingly, the parties sued by Kingstown raised the exceptio iudicatum solvi plea, which consists in requiring the entity who initiated the proceedings and who does not reside in the European Union or in a State which is not a Member State of the Council of Europe to pay a legal deposit to cover the legal costs and compensation procedure. On 19 February 2016 the Luxembourg Court rendered a judgement, whereby each claimant has to place a legal deposit in the total amount of EUR 90 thousand with the “Caisse de Consignation” in Luxembourg in order to continue the proceedings. Kingstown paid the deposit in January 2017, and the litigation is pending. In October 2018, Kingstown's legal advisers filed additional submission to increase the amount of alleged damages claimed to EUR 157.0 million, without prejudice to interest. The Company continues to believe the claim is without merit.

On 21 June 2019 the Company received a first instance judgment, which declared that a claim originally filed by Kingstown in 2015 was null and void against CPIPG. The Court dismissed the claim against CPIPG because the claim was not clearly pleaded (“libellé obscur”). Specifically, Kingstown did not substantiate or explain the basis of their claim against CPIPG and failed to demonstrate how CPIPG committed any fault.

In December 2020, the Luxembourg Court declared that the inadmissibility of the claim against the Company and certain other defendants has not resulted in the inadmissibility of the litigation against the Company's subsidiary CPI FIM SA and the remaining defendants. Some defendants have decided to appeal against this judgment of which declared the claim admissible against CPI FIM SA. On 28 March 2023 the court of appeal has rejected the appeal. The case will be heard on the merits before the first instance Luxembourg Court during 2026. The first instance judgement is also expected in 2026.

Disputes related to warrants issued by the Company

CPI FIM SA was sued by holders of the warrants holders of 2014 Warrants registered under ISIN code XS0290764728 (the “2014 Warrants”). The first group of the holders of the Warrants sued CPI FIM for approximately EUR 1.2 million in relation to the Change of Control Notice published by CPI FIM SA, notifying the holders of the 2014 Warrants that the Change of Control, as defined in the Securities Note and the Summary for the 2014 Warrants, occurred on 8 June 2016. The second holder of the 2014 Warrants sued CPI FIM SA for approximately EUR 1 million in relation to the alleged change of control which allegedly occurred in 2013. These litigations are pending. CPI FIM SA is defending itself against these lawsuits.

It is reminded that in accordance with the judgement of the Paris Commercial Court pronounced on 26 October 2015 concerning the termination of the CPI FIM SA's Safeguard Plan, liabilities that were admitted to the Safeguard, but are conditional or uncalled (such as uncalled bank guarantees, conditional claims of the holders of 2014 Warrants registered under ISIN code XS0290764728, provided

that they were admitted to the Safeguard plan), will be paid according to their contractual terms. Pre-Safeguard liabilities that were not admitted to the CPI FIM SA's Safeguard will be unenforceable. As such, only claims of holders of the 2014 Warrants, whose potential claims were admitted to the CPI FIM SA's Safeguard Plan, could be considered in respect of the present Change of Control. Claims of holders of the 2014 Warrants that were not admitted to the CPI FIM SA's Safeguard will be unenforceable against CPI FIM SA. To the best of Company's knowledge, none of the holders of the 2014 Warrants who sued CPI FIM SA filed their claims 2014 Warrants related claims in the CPI FIM SA's Safeguard Plan.

On 9 March 2023 the Luxembourg Court issued a judgment, rejecting the claims of the holders of the 2014 Warrants. The Luxembourg Court confirmed that any claim in relation to the change of control provision had to be made, in accordance with the provisions of the Paris Commercial Code, within 2 months as from the date of publication of the judgement opening the Safeguard Procedure in the French Official Gazette. Since the claimants did not comply with this obligation, their claim for payment under the change of control provision is not well-founded and has to be rejected. The claimants did not appeal and the case is closed now.

9 Capital and other commitments

The Group has capital commitments of EUR 85.4 million and EUR 72.4 million in respect of capital expenditures contracted as at 31 December 2025 and 2024, respectively.

10 Related party transactions

Transactions with key management personnel

Total compensation given as short-term employee benefits to the top managers was EUR 801 thousand and EUR 438 thousand in 2025 and 2024, respectively.

The Board and Committee's attendance compensation was EUR 72 thousand and EUR 62 thousand in 2025 and 2024.

Breakdown of balances and transactions with related parties of the Group.

Majority shareholder of the Group

	31 December 2025	31 December 2024
Trade receivables	–	–

Management

	31 December 2025	31 December 2024
Other current payables	–	–
Advances received	–	–
Transactions		
Interest income	–	–
Other operating expenses	–	–

Entities over which the majority shareholder has control

	31 December 2025	31 December 2024
Trade receivables	17	25
Transactions		
Rental income	18	16
Other operating income	–	30
Interest income (refer below for the detail)	–	3,045

Entities controlled by members of the Board of Directors

	31 December 2025	31 December 2024
Trade payables	–	11
Transactions		
Interest income (refer below for the detail)	–	53

CPIPG Property Group

	31 December 2025	31 December 2024
Loans provided non-current (refer below for the detail)	819,353	3,478,866
Loans provided current (refer below for the detail)	473,883	231,174
Trade receivables	1,409	22,445
Other current receivables (refer below for the detail)	160,390	58,340
Loans received non-current (refer below for the detail)	534,969	3,651,464
Loans received current (refer below for the detail)	900,822	168,548
Trade payables	3,089	9,963
Other current liabilities (refer below for the detail)	350,924	354,947
Transactions		
Service revenue	1,332	5,385
Advisory services	(7,595)	(3,822)
Interest income (refer below for the detail)	183,980	225,635
Interest expense (refer below for the detail)	111,083	(147,451)

Joint venture

	31 December 2025	31 December 2024
Loans provided non-current (refer below for the detail)	9,612	7,560
Loans provided current (refer below for the detail)	71	84
Transactions		
Interest income (refer below for the detail)	–	542

Non-current loans provided to related parties

CPI Property Group	31 December 2025	31 December 2024
1 Bishops Avenue Limited	62,662	125,747
Andrássy Hotel Zrt.	–	3,582
Balvinder, a.s.	–	3,042
BAYTON Alfa, a.s.	–	12,742
BPT Development, a.s.	–	12
Brno Property Invest I., s.r.o.	–	3
Brno Property Invest II., s.r.o.	–	2
Březiněves, a.s.	–	1,039
CAMPONA Shopping Center Kft.	25,563	23,562
Carpenter Invest, a.s.	3,503	3,233
Chuchle Arena Praha, s.r.o. (merged with V Team Prague, s.r.o.)	–	7,705
Conradian, a.s.	4,342	5,969
CPI – Horoměřice, a.s.	–	64
CPI – Orlová, a.s.	–	1,144
CPI – Zbraslav, a.s.	–	99
CPI Beet, a.s.	–	402
CPI Black, s.r.o.	4,033	1,934
CPI Blatiny, s.r.o. (formerly CPI Tercie, s.r.o.)	–	3,385
CPI BYTY, a.s.	–	58,698
CPI Development Services, s.r.o. (formerly Brno Development Services, s.r.o.)	–	2,728
CPI Energo, a.s.	–	114
CPI Facility Slovakia, a.s.	–	2,076
CPI Green, a.s.	3,631	6,840
CPI IMMO, S.a.r.l.	–	3,739
CPI Kappa, s.r.o.	–	1,038
CPI Management, s.r.o.	–	2,063
CPI Park Jablonné v Podještědí, s.r.o.	–	540
CPI PROPERTY GROUP S.A.	–	2,400,365
CPI Reality, a.s.	–	35,785
CPI Retail One Kft.	3,417	2,742
CPI Retail Portfolio Holding Kft.	–	1,865
CPI Sekunda, s.r.o.	–	939
CPI Septima, s.r.o.	–	16
CPI Services, a.s.	–	15,183
CPI Silver, a.s.	2,480	2,201
CPI Solar ONE, a.s.	524	162
CPI Solar Slovakia ONE, s.r.o.	–	9
CPI Solar THREE, a.s.	3,252	–
CPI Žabotova, a.s.	–	3,811

CPI Property Group	31 December 2025	31 December 2024
CPIPG Management S.à r.l.	38,065	157,266
Czech Property Investments, a.s.	304,508	113,271
Eclair, s.r.o.	–	2,549
EMH South, s.r.o.	–	4,537
Karpouziši S.à r.l. (formerly ENDURANCE HOSPITALITY FINANCE S.à r.l.)	8,043	8,043
FL Property Development, a.s.	–	188
FVE Dělouš, s.r.o.	8,517	5,384
FVE Radkyně, s.r.o.	4,857	3,977
FVE roofs & grounds, s.r.o.	7,605	6,827
HD Investment s.r.o.	–	1
Hightech Park Kft.	3,571	3,212
Hraničář, a.s.	–	13,701
Janáčkovo nábřeží 15, s.r.o.	–	7,349
KOENIG Shopping, s.r.o.	–	40,827
Kunratická farma, s.r.o.	–	913
LD Praha, a.s.	–	3,859
Marissa Théta, a.s.	–	154
Marissa West, a.s.	–	33,859
MARRETIM s.r.o.	–	325
MORIZZ, s.r.o.	3,454	–
New Age Kft.	1,483	1,449
Nymburk Property Development, a.s.	341	1,124
NZ CUBICUM, s.r.o.	11,665	–
Orchard Hotel a.s.	–	5,065
Outlet Arena Moravia, s.r.o.	–	41
OZ Trmice, a.s.	4,012	3,748
Ozrics Kft.	3,195	4,098
Platněřská 10 s.r.o.	–	99
Pólus Shopping Center Zrt.	57,161	54,288
Projekt Nisa, s.r.o.	71,784	70,898
Prostějov Investments, a.s.	3,267	3,082
Residence Belgická, s.r.o.	–	1,568
Residence Izabella, Zrt.	–	3,207
Rezidence Jančova, s.r.o.	–	1,320
RISING FALCON HOLDING LIMITED	78,900	44,630
Savile Row 1 Limited	82,786	87,211
SCP Reflets	–	8,507
Seattle, s.r.o.	–	8,438
Sentreta, a.s.	–	1,275
Spojené farmy a.s.	2,086	4,048
Statek Kravaře, a.s.	–	794
Statenice Property Development, a.s.	–	1,502
Tachov Investments, s.r.o.	–	37
Telč Property Development, a.s.	–	6
Uchaux Limited	11,110	16,367
Vigano, a.s.	12,970	12,363
Vulpixo, s.r.o.	–	4
Závodíště Chuchle, a.s. (merged with Turf Praha a.s.)	–	2,875
Total loans provided non-current – related parties	832,787	3,478,866
Impairment related to loans non-current – related parties	(13,434)	–
Joint venture		
Uniborc S.A.	9,612	7,560
Entities over which the majority shareholder has control		
Marcano, a.s.	–	14,860
Entities controlled by members of the Board of Directors		
CPI Smart Power, a.s.	490	471
Total	829,455	3,501,757

Current loans provided to related parties

CPI Property Group	31 December 2025	31 December 2024
Andrássy Hotel Zrt.	4,125	68
1 Bishops Avenue Limited	27,414	–
Balvinder, a.s.	2,407	35
BAYTON Alfa, a.s.	–	188

CPI Property Group	31 December 2025	31 December 2024
Brno Property Invest I., s.r.o.	10,849	–
Brno Property Invest II., s.r.o.	9,422	–
Březiněves, a.s.	1,194	20
CAMPONA Shopping Center Kft.	3,666	2,455
Carpenter Invest, a.s.	54	50
Chuchle Arena Praha, s.r.o. (merged with V Team Prague, s.r.o.)	1,697	301
Conradian, a.s.	68	95
CPI – Horoměřice, a.s.	75	1
CPI – Orlová, a.s.	937	31
CPI – Zbraslav, a.s.	42	3
CPI Beet, a.s.	489	6
CPI Black, s.r.o.	340	94
CPI Blatiny, s.r.o. (formerly CPI Tercie, s.r.o.)	3,929	92
CPI BYTY, a.s.	550	585
CPI Development Services, s.r.o. (formerly Brno Development Services, s.r.o.)	3,653	16
CPI Energo, a.s.	121	2
CPI Facility Slovakia, a.s.	1,372	28
CPI Green, a.s.	548	278
CPI IMMO, S.a.r.l.	3,961	98
CPI Kappa, s.r.o.	1,240	17
CPI Magenta, s.r.o.	15,850	–
CPI Management, s.r.o.	21,968	21,194
CPI Park Jablonné v Podještědí, s.r.o.	614	9
CPI PROPERTY GROUP S.A.	107,519	172,883
CPI Reality, a.s.	27,870	607
CPI Retail One Kft.	492	141
CPI RETAIL PORTFOLIO HOLDING Kft.	2,060	11
CPI ROMANIA SRL	926	–
CPI Sekunda, s.r.o.	1,046	17
CPI Services, a.s.	25,730	318
CPI Silver, a.s.	210	95
CPI Solar ONE, a.s.	18	7
CPI Solar Slovakia ONE, s.r.o.	46	–
CPI Solar THREE, a.s.	142	–
CPI Žabotova, a.s.	1,514	77
CPIPG Management S.à r.l.	1,775	10,256
Czech Property Investments, a.s.	16,624	11,763
Eclair, s.r.o.	2,423	58
EMH South, s.r.o.	–	79
FL Property Development, a.s.	189	3
FVE Dělouš, s.r.o.	177	315
FVE Radkyně, s.r.o.	625	122
FVE roofs & grounds, s.r.o.	1,223	501
Hightech Park Kft.	60	57
Hospitality Invest S.a r.l.	–	225
Hraničář, a.s.	14,355	191
Janáčkovo nábřeží 15, s.r.o.	7,409	92
Jetřichovice Property, a.s.	32	–
KOENIG Shopping s.r.o.	41,473	733
Kunratická farma, s.r.o.	–	236
LD Praha, a.s.	3,704	36
Marissa Théta, a.s.	157	2
Marissa West, a.s.	39,469	602
MARRETIM s.r.o.	264	5
Mercuda, a.s.	137	–
MORIZZ, s.r.o.	130	–
New Age Kft.	27	26
Nymburk Property Development, a.s.	6	20
NZ CUBICUM, s.r.o.	738	–
Orchard Hotel a.s.	8,157	92
Outlet Arena Moravia, s.r.o.	82	1
OZ Trmice, a.s.	96	87
Ozrics, Kft.	438	118
Platněšská 10 s.r.o.	122	2

CPI Property Group	31 December 2025	31 December 2024
Pólus Shopping Center Zrt.	1,365	1,187
Projekt Nisa, s.r.o.	1,884	1,305
Prostějov Investments, a.s.	66	61
Residence Belgická, s.r.o.	1,622	22
Residence Izabella, Zrt.	3,656	69
Rezidence Jančova, s.r.o.	1,596	37
RISING FALCON HOLDING LIMITED	4,495	2,449
SCP Reflets	8,045	57
Seattle, s.r.o.	9,072	122
Sentreta, a.s.	1,596	34
Spojené farmy a.s.	44	90
Statek Kravaře, a.s.	847	40
Statenice Property Development, a.s.	80	22
Tachov Investments, s.r.o.	29	1
Vigano, a.s.	200	193
Závodíště Chuchle, a.s. (merged with Turf Praha a.s.)	15,236	41
Total loans provided current – related parties	473,883	231,174
Joint venture		
Uniborc S.A.	71	84
Entitles over which the majority shareholder has control		
Marcano, a.s.	5,931	3,198
Entities controlled by members of the Board of Directors		
CPI Smart Power, a.s.	87	28
Total	479,972	234,484

Other current receivables (Cash pool)

CPI Property Group	31 December 2025	31 December 2024
Andrassy Hotel Zrt.	82	117
Balvinder, a.s.	17	7
BAYTON Alfa, a.s.	195	292
BRNO INN, a.s.	4	8
Březiněves, a.s.	23	23
CPI – Bor, a.s.	1,876	572
CPI – Zbraslav, a.s.	10	13
CPI Beet, a.s.	–	23
CPI BYTY, a.s.	–	105
CPI Development Services, s.r.o. (formerly Brno Development Services, s.r.o.)	637	346
CPI Energo Slovakia, s.r.o.	–	66
CPI Energo, a.s.	2,883	432
CPI Facility Management Kft.	347	183
CPI Hungary Kft.	2,034	177
CPI Hungary Investments Kft.	658	–
CPI Kappa, s.r.o.	51	26
CPI Management, s.r.o.	6,874	–
CPI PARKING S.r.l.	3,580	–
CPI Poland Property Management sp. z o.o.	784	772
CPI Poland Sp. z o.o.	2,615	6,606
CPI PROPERTY GROUP S.A.	16,522	19,786
CPI Property, s.r.o.	136	63
CPI Services, a.s.	13,156	15,049
CPI Smart Power, a.s.	1,000	215
CPI Tor di Valle s.r.l.	15,190	–
CPIPG Management S.à r.l.	1	609
CT Development sp. z o.o.	–	581
Czech Property Investments, a.s.	7,014	418
Diana Development sp. z o.o.	168	609
Eclair s.r.o.	111	–
EMH South, s.r.o.	–	30
Freccia Alata 2 S.r.l.	–	–
Hightech Park Kft.	206	48
HOTEL U PARKU, s.r.o.	36	3
Hraničář, a.s.	20	51
Janáčkovo nábřeží 15, s.r.o.	3	4
Karpouzisi S.à r.l.	275	–

CPI Property Group	31 December 2025	31 December 2024
KOENIG Shopping, s.r.o.	57	54
LD Praha, a.s.	2	3
Le Regina Warsaw Sp. z o.o.	3	4
Marissa Théta, a.s.	7	–
Marissa West, a.s.	837	570
MARRETIM s.r.o.	2	1
Millennium S.r.l. Unipersonale	25,661	–
Moniuszki Office sp. z o.o.	3,022	1,108
New Age Kft.	87	32
Nymburk Property Development, a.s.	–	88
Orchard Hotel a.s.	3	4
OZ Trmice, a.s.	14	15
PARSEC 6 S.p.A.	18,252	–
Peabody Lamaro Roma S.r.l.	–	–
Platněšská 10 s.r.o.	5	5
Peponisi S.à r.l.	3	–
Projekt Nisa, s.r.o.	–	7,122
Real Estate Energy Kft.	2,491	1,959
Residence Belgická, s.r.o.	2	3
Residence Izabella Zrt.	69	114
Tepelné hospodářství Litvínov s.r.o.	508	24
PARCO DELLE ACACIE DUE S.P.A.	2,347	–
Third Eye Fund	30,510	–
Total	160,390	58,340

Non-current financial debts received from related parties

CPI Property Group	31 December 2025	31 December 2024
BAYTON Alfa, a.s.	1,471	–
BRNO INN, a.s.	–	582
Brno Property Development, a.s.	2,373	817
CPI – Bor, a.s.	–	11,468
CPI Facility Management Kft.	–	413
CPI Group Services, a.s.	–	77
CPI PROPERTY GROUP S.A.	–	3,094,059
CPI Septima, s.r.o.	–	19,853
Czech Property Investments, a.s.	3,751	140
Europeum Kft.	11,845	11,265
Gebauer Höfe Liegenschaften GmbH	27,052	25,541
GSG ARMO Verwaltungsgesellschaft mbH	47,109	37,802
GSG Asset GmbH & Co. Verwaltungs KG	5,600	771
GSG Berlin GmbH (formerly Gewerbesiedlungs-Gesellschaft mbH)	85,388	80,619
GSG Berlin Invest GmbH	38,958	36,782
GSG Gewerbehöfe Berlin 1. GmbH & Co. KG	20,853	5,362
GSG Gewerbehöfe Berlin 2. GmbH & Co. KG	22,155	15,749
GSG Gewerbehöfe Berlin 3. GmbH & Co. KG	90,796	75,067
GSG Gewerbehöfe Berlin 4. GmbH & Co. KG	29,668	20,931
GSG Gewerbehöfe Berlin 5. GmbH & Co. KG	68,025	64,226
PROJECT FIRST a.s.	3,168	–
Real Estate Energy Kft.	–	3,918
Rezidence Malkovského, s.r.o.	3,224	–
Rizeros, a.s.	–	71
ST Project Limited	73,533	144,936
Tepelné hospodářství Litvínov s.r.o.	–	1,015
Total	534,969	3,651,464

Current financial debts received from related parties

CPI Property Group	31 December 2025	31 December 2024
BAYTON Alfa, a.s.	15	–
BRNO INN, a.s.	992	11
Brno Property Development, a.s.	151	24,819
Byty Lehovec, s.r.o.	1,288	1,197
CPI – Bor, a.s.	9,166	187
CPI Facility Management Kft.	1,119	5
CPI Finance CEE, a.s.	75	72

CPI Property Group	31 December 2025	31 December 2024
CPI Group Services, a.s.	–	1
CPI Hungary Investments Kft.	–	7,143
CPI Hungary Kft.	706	1,011
CPI PROPERTY GROUP S.A.	837,374	99,752
CPI Septima, s.r.o.	20,630	124
Czech Property Investments, a.s.	141	196
Europeum Kft.	566	24
Gebauer Höfe Liegenschaften GmbH	1,596	1,511
GSG ARMO Verwaltungsgesellschaft mbH	2,674	2,347
GSG Asset GmbH & Co. Verwaltungs KG	261	222
GSG Berlin GmbH (formerly Gewerbesiedlungs-Gesellschaft mbH)	5,037	4,769
GSG Berlin Invest GmbH	2,298	2,430
GSG Gewerbehöfe Berlin 1. GmbH & Co. KG	1,016	1,220
GSG Gewerbehöfe Berlin 2. GmbH & Co. KG	1,231	1,369
GSG Gewerbehöfe Berlin 3. GmbH & Co. KG	5,191	4,743
GSG Gewerbehöfe Berlin 4. GmbH & Co. KG	1,647	1,864
GSG Gewerbehöfe Berlin 5. GmbH & Co. KG	4,013	3,799
HOTEL U PARKU, s.r.o.	691	470
Jetřichovice Property, a.s.	–	38
PROJECT FIRST, a.s.	37	2,970
Real Estate Energy Kft.	1,232	56
Rezidence Malkovského, s.r.o.	44	6,170
Rizeros, a.s.	–	5
Tepelné hospodářství Litvínov s.r.o.	1,631	23
Total	900,822	168,548

Other current liabilities (Cash pool)

CPI Property Group	31 December 2025	31 December 2024
Andrassy Hotel Zrt.	235	237
BAYTON Alfa, a.s.	299	251
BRNO INN, a.s.	33	210
CPI – Bor, a.s.	991	816
CPI – Zbraslav, a.s.	25	131
CPI BYTY, a.s.	–	583
CPI Development Services, s.r.o. (formerly Brno Development Services, s.r.o.)	6,144	2,398
CPI Energo, a.s.	6,771	2,841
CPI Energo Slovakia, s.r.o.	54	–
CPI Facility Slovakia, a.s.	1,035	441
CPI Hungary Investments Kft.	301	1,819
CPI Hungary Kft.	–	322
CPI Management, s.r.o.	6,496	2,004
CPI Poland Property Management sp. z o.o.	3,249	1,856
CPI Poland Sp. z o.o.	2,784	5,634
CPI Property Group S.A.	107	–
CPI Property, s.r.o.	918	2,429
CPI Reality, a.s.	373	437
CPI Services, a.s.	2,781	2,827
CPI Žabotova, a.s.	136	76
CT Development sp. z o.o.	453	3,594
Czech Property Investments, a.s.	346	–
DIANA DEVELOPMENT Sp. z o.o.	108	–
EMH South, s.r.o.	–	217
Hightech Park Kft.	–	5
GSG Europa Beteiligungs GmbH	313,121	–
HOTEL U PARKU, s.r.o.	–	58
Hraničář, a.s.	40	–
Janáčkovo náměstí 15, s.r.o.	89	80
KOENIG Shopping, s.r.o.	1,115	1,016
LD Praha, a.s.	117	93
Le Regina Warsaw Sp. z o.o.	140	237
MARRETIM s.r.o.	30	20
Marissa West, a.s.	73	–
Moniuszki Office sp. z o.o.	25	–
New Age Kft.	–	8

CPI Property Group	31 December 2025	31 December 2024
Nymburk Property Development, a.s.	430	1,545
Orchard Hotel a.s.	26	127
OZ Trmice, a.s.	246	327
Projekt Nisa, s.r.o.	–	1,811
Real Estate Energy Kft.	1,581	2,622
Residence Belgická, s.r.o.	11	16
Residence Izabella Zrt.	241	45
Tepelné hospodářství Litvínov s.r.o.	–	1
Total	350,924	37,134

Interest income from related parties

CPI Property Group	2025	2024
Andrassy Hotel Zrt.	306	–
1 Bishops Avenue Limited	3,314	4,045
Balvinder, a.s.	124	139
Baudry Beta, a.s.	–	232
BAYTON Alfa, a.s.	102	943
Best Properties South, a.s.	–	800
BPT Development, a.s.	1	1
Brno Property Invest I., s.r.o.	26	–
Brno Property Invest II., s.r.o.	38	–
Březiněves, a.s.	83	86
CAMPONA Shopping Center Kft.	2,244	3,876
Carpenter Invest, a.s.	209	192
Conradian, a.s.	319	367
CPI – Bor, a.s.	48	548
CPI – Horoměřice, a.s.	4	4
CPI – Orlová, a.s.	125	118
CPI – Real Estate, a.s.	–	19
CPI – Zbraslav, a.s.	5	16
CPI Beet, a.s.	28	22
CPI Black, s.r.o.	1	125
CPI Blatiny, s.r.o.	393	355
CPI BYTY, a.s.	2,530	2,939
CPI Development Services, s.r.o.	11	387
CPI Energo, a.s.	3,002	998
CPI Energo Slovakia, s.r.o.	3	1
CPI Facility Management Kft.	6	7
CPI Facility Slovakia, a.s.	49	68
CPI Green, a.s.	247	470
CPI Hotels, a.s.	–	159
CPI Hotels Properties, a.s.	–	197
CPI Hungary Investments Kft.	84	10
CPI Hungary Kft.	64	147
CPI IMMO, S.a.r.l.	169	56
CPI Kappa, s.r.o.	80	73
CPI Magenta, s.r.o.	304	–
CPI Management, s.r.o.	2,163	1,259
CPI Národní, s.r.o.	–	2,194
CPI Park Jablonné v Podještědí, s.r.o.	–	33
CPI Poland Property Management sp. z o.o.	34	62
CPI Poland sp. z o.o.	186	403
CPI PROPERTY GROUP S.A.	108,538	134,892
CPI Property, s.r.o.	1	18
CPI Reality, a.s.	2,330	2,448
CPI Retail One Kft.	371	256
CPI Retail Portfolio Holding Kft.	55	205
CPI ROMANIA SRL	2	–
CPI Sekunda, s.r.o.	57	100
CPI Septima, s.r.o.	1	–
CPI Services, a.s.	2,346	1,651
CPI Shopping Teplice, a.s.	–	929
CPI Silver, a.s.	125	101
CPI Solar ONE, a.s.	8	7

CPI Property Group	2025	2024
CPI Tor di Valle s.r.l.	398	-
CPI Žabotova, a.s.	271	319
CPIPG Management S.à r.l.	7,018	4,442
CT Development sp. z o.o.	66	40
Czech Property Investments, a.s.	9,938	22,370
Diana Development sp. z o.o.	6	30
Eclair, s.r.o.	267	125
EMH South, s.r.o.	129	334
Europeum Kft.	-	1,447
Farhan, a.s.	-	1,186
FL Property Development, a.s.	11	11
FVE Dělouš, s.r.o.	182	358
FVE Radkyně, s.r.o.	3	122
FVE roofs & grounds, s.r.o.	694	439
Hightech Park Kft.	234	235
Hospitality Invest S.á r.l.	12	9
Hraničář, a.s.	770	747
Chuchle Arena Praha, s.r.o.	862	300
IS Nyír Ingatlanhasznosítóés Vagyonkezelő Kft.	-	107
IS Zala Ingatlanhasznosítóés Vagyonkezelő Kft.	-	281
Janáčkovo náměstí 15, s.r.o.	365	370
Kerina, a.s.	-	46
KOENIG Shopping, s.r.o.	2,916	3,080
Kunratická farma, s.r.o.	41	111
LD Praha, a.s.	140	150
Le Regina Warsaw Sp. z o.o.	-	3
Lockhart, a.s.	-	207
Marissa Tau, a.s.	-	312
Marissa Théta, a.s.	13	7
Marissa West, a.s.	2,597	2,786
MARRETIM s.r.o.	18	22
Mercuda, a.s.	136	-
Millennium S.r.l. Unipersonale	932	-
Moniuszki Office sp. z o.o.	98	6
MUXUM, a.s.	-	56
MORIZZ, s.r.o.	10	-
Na Poříčí, a.s.	-	620
New Age Kft.	109	108
Nymburk Property Development, a.s.	24	30
NZ CUBICUM, s.r.o.	93	-
Olomouc Building, a.s.	-	254
Orchard Hotel a.s.	422	389
Outlet Arena Moravia, s.r.o.	6	2
OZ Trmice, a.s.	368	281
Ozrics, Kft.	320	224
PARCO DELLE ACACIE DUE S.P.A.	187	-
Peabody Lamaro Roma S.r.l.	531	-
Platněšská 10 s.r.o.	7	6
Pólus Shopping Center Zrt.	4,846	4,966
Projekt Nisa, s.r.o.	5,454	5,509
Prostějov Investments, a.s.	253	218
Real Estate Energy Kft.	156	206
Residence Belgická, s.r.o.	127	76
Residence Izabella, Zrt.	305	293
Rezidence Jančova, s.r.o.	96	161
Rezidence Malkovského, s.r.o.	-	42
RISING FALCON HOLDING LIMITED	4,576	2,449
Savile Row 1 Limited	4,373	4,170
SCP Reflets	231	225
Seattle, s.r.o.	497	472
Sentreta, a.s.	144	130
Spojené farmy a.s.	197	259
Státek Kravaře, a.s.	84	77

CPI Property Group	2025	2024
Statenice Property Development, a.s.	31	166
Tachov Investments, s.r.o.	4	5
Telč Property Development, a.s.	1	–
Tepelné hospodářství Litvínov, s.r.o.	3	5
Tyršova 6, a.s.	–	16
Uchaux Limited	1,134	1,145
Vigano, a.s.	789	794
Závodiště Chuchle, a.s. (merged with Turf Praha, a.s.)	349	40
Total interest income – related parties	183,980	225,354
Joint venture		
Uniborc S.A.	–	542
Entitles over which the majority shareholder has control		
Marcano, a.s.	2,045	3,045
Entitles controlled by members of the Board of Directors		
CPI Smart Power, a.s.	75	53
Total	186,100	228,994

Interest expense from related parties

CPI Property Group	2025	2024
Andrassy Hotel Zrt.	2	3
Balvinder, a.s.	1	1
Baudry Beta, a.s.	–	2
BAYTON Alfa, a.s.	58	5
Best Properties South, a.s.	–	7
BRNO INN, a.s.	70	53
Brno Property Development, a.s.	887	562
Březiněves, a.s.	–	1
Byty Lehovec, s.r.o.	61	24
CAMPONA Shopping Center Kft.	–	23
CPI – Bor, a.s.	554	1,192
CPI – Real Estate, a.s.	1	2
CPI – Zbraslav, a.s.	2	3
CPI Beet, a.s.	1	1
CPI BYTY, a.s.	646	551
CPI Development Services, s.r.o.	288	297
CPI Energo, a.s.	3,273	1,284
CPI Facility Management Kft.	46	26
CPI Facility Slovakia, a.s.	13	12
CPI Finance CEE, a.s.	4	3
CPI Group Services, a.s.	–	5
CPI Hotels Properties, a.s.	–	1
CPI Hungary Investments Kft.	197	395
CPI Hungary Kft.	34	45
CPI Management, s.r.o.	69	36
CPI Národní, s.r.o.	–	15
CPI Poland Property Management sp. z o.o.	119	128
CPI Poland Sp. z o.o.	170	499
CPI PROPERTY GROUP S.A.	75,851	106,945
CPI Property, s.r.o.	105	5
CPI Reality, a.s.	34	42
CPI Retail One Kft.	–	3
CPI Septima, s.r.o.	1,832	124
CPI Services, a.s.	61	52
CPI Shopping Teplice, a.s.	–	4
CPI Žabotova, a.s.	6	7
CPIPG Management S.à r.l.	2	2
CT Development sp. z o.o.	69	159
Czech Property Investments, a.s.	312	9,671
Diana Development sp. z o.o.	4	–
EMH South, s.r.o.	10	22
Europeum Kft.	543	43
Gebauer Höfe Liegenschaften GmbH	1,596	1,511
GSG ARMO Verwaltungsgesellschaft mbH	2,674	2,347
GSG Asset GmbH & Co. Verwaltungs KG	261	222

CPI Property Group	2025	2024
GSG Berlin GmbH (formerly Gewerbesiedlungs-Gesellschaft mbH)	5,037	4,769
GSG Berlin Invest GmbH	2,298	2,430
GSG Gewerbehöfe Berlin 1. GmbH & Co. KG	1,016	1,220
GSG Gewerbehöfe Berlin 2. GmbH & Co. KG	1,231	1,369
GSG Gewerbehöfe Berlin 3. GmbH & Co. KG	5,191	4,743
GSG Gewerbehöfe Berlin 4. GmbH & Co. KG	1,647	1,864
GSG Gewerbehöfe Berlin 5. GmbH & Co. KG	4,013	3,799
Hightech Park Kft.	–	1
HOTEL U PARKU, s.r.o.	31	15
Hraničář, a.s.	7	6
IS Nyír Kft.	–	1
IS Zala Kft.	–	3
Janáčkovo náměstí 15, s.r.o.	5	6
Jetřichovice Property, a.s.	1	4
Kerina, a.s.	1	1
KOENIG Shopping, s.r.o.	55	52
LD Praha, a.s.	4	6
Le Regina Warsaw Sp. z o.o.	6	5
Lockhart, a.s.	–	2
Marissa Tau, a.s.	–	4
Marissa Théta, a.s.	–	1
Marissa West, a.s.	5	1
MARRETIM s.r.o.	1	1
Moniuszki Office sp. z o.o.	2	9
MUXUM, a.s.	–	1
Na Pořící, a.s.	–	4
Nymburk Property Development, a.s.	22	52
Orchard Hotel a.s.	5	12
OZ Třmice, a.s.	13	12
Pólus Shopping Center Zrt.	–	34
PROJECT FIRST a.s.	136	89
Projekt Nisa, s.r.o.	12	16
Real Estate Energy Kft.	160	255
Residence Belgická, s.r.o.	1	–
Residence Izabella Zrt.	2	4
Rezidence Malkovského, s.r.o.	273	274
Rizeros, a.s.	–	4
Tepelné hospodářství Litvínov s.r.o.	53	43
Tyršova 6, a.s.	–	1
Total	111,083	147,448

11 Events after the reporting period

During first half-year of 2026, all or substantially all of the intra-Group loans provided by CPI FIM SA to other Group companies will be repaid. As such, for the purpose of preparation of these financial statements, the intragroup loans due on request and were repaid in the first quarter of 2026 were reclassified to short-term assets or liabilities respectively.

There were no other material events after the reporting period.

Appendix I – List of Group entities

Entities fully consolidated

Company	Country	31 December 2025	31 December 2024
Atrium Complex sp. z o.o.	Poland	100.00%	51.00%
BD Malostranská, a.s.	Czech Republic	–	100.00%
Brno Property Invest XV., a.s.	Czech Republic	100.00%	100.00%
BYTY PODKOVA, a.s.	Czech Republic	100.00%	100.00%
Camuzzi, a.s.	Czech Republic	100.00%	100.00%
Castor Investments sp. z o.o.	Poland	100.00%	51.00%
Castor Investments sp. z o.o. S.K.A.	Poland	100.00%	51.00%
CENTRAL TOWER 81 sp. z o.o.	Poland	100.00%	51.00%
City Gardens sp. z o.o.	Poland	100.00%	51.00%
CPI – Krásné Březno, a.s.	Czech Republic	100.00%	100.00%
CPI – Land Development, a.s.	Czech Republic	100.00%	100.00%
CPI ACAYA S.r.l.	Italy	100.00%	100.00%
CPI FIM GOLD, a.s.	Czech Republic	100.00%	100.00%
CPI Group Services, a.s.	Czech Republic	100.00%	–
CPI FIM HOLDING 1, a.s.	Czech Republic	100.00%	–
CPI FIM HOLDING 2, a.s.	Czech Republic	100.00%	–
CPI FIM HOLDING 3, a.s.	Czech Republic	100.00%	–
CPI FIM WHITE, a.s.	Czech Republic	100.00%	100.00%
CPI Italy 130 SPV S.r.l.	Italy	100.00%	100.00%
CPI Park Chabařovice, s.r.o.	Czech Republic	100.00%	100.00%
CPI Park Plzeň, s.r.o.	Czech Republic	100.00%	100.00%
CPI Park Žďárek, a.s.	Czech Republic	100.00%	100.00%
CPI Pigna S.r.l.	Italy	100.00%	100.00%
CPI Podhorský Park, s.r.o.	Czech Republic	100.00%	100.00%
CPI Project Invest and Finance, a.s.	Czech Republic	100.00%	51.00%
CPI REV Italy II S.r.l.	Italy	100.00%	100.00%
CPI South, s.r.o.	Czech Republic	90.00%	90.00%
Darilia, a.s.	Czech Republic	–	100.00%
Development Doupovská, s.r.o.	Czech Republic	75.00%	75.00%
Diana Property sp. z o.o.	Poland	100.00%	100.00%
Equator II Development sp. z o.o.	Poland	100.00%	51.00%
Equator IV Offices sp. z o.o.	Poland	100.00%	51.00%
Equator Real sp. z o.o.	Poland	100.00%	51.00%
Estate Grand, s.r.o.	Czech Republic	100.00%	100.00%
Eurocentrum Offices sp. z o.o.	Poland	100.00%	51.00%
GADWALL sp. z o.o.	Poland	100.00%	51.00%
GCA Property Development sp. z o.o.	Poland	100.00%	51.00%
Industrial Park Stříbro, s.r.o.	Czech Republic	100.00%	100.00%
JIHOVÝCHODNÍ MĚSTO, a.s.	Czech Republic	100.00%	100.00%
Land Properties, a.s.	Czech Republic	100.00%	100.00%
LES MAS DU FIGUER	France	100.00%	100.00%
Marki Real Estate Sp. z o.o.	Poland	100.00%	100.00%
MQM Czech, a.s.	Czech Republic	100.00%	100.00%
NOVÁ ZBROJOVKA, s.r.o.	Czech Republic	100.00%	100.00%
Nupaky a.s.	Czech Republic	100.00%	100.00%
Oxford Tower sp. z o.o.	Poland	100.00%	51.00%
Pietroni, s.r.o.	Czech Republic	100.00%	100.00%
Polygon BC, a.s.	Czech Republic	100.00%	100.00%
Prosta 69 sp. z o.o.	Poland	100.00%	51.00%
Rezidence Kunratice, s.r.o.	Czech Republic	100.00%	100.00%
Rezidence Pragovka, s.r.o.	Czech Republic	100.00%	100.00%
Strakonice Property Development, a.s.	Czech Republic	100.00%	100.00%
STRM Alfa, a.s.	Czech Republic	100.00%	100.00%
STRM Beta, a.s.	Czech Republic	100.00%	100.00%
STRM Gama, a.s.	Czech Republic	100.00%	100.00%
Tower-Service spółka z ograniczoną odpowiedzialnością	Poland	50.30%	50.30%
Vysočany Office, a.s.	Czech Republic	100.00%	100.00%
WFC Investments sp. z o.o.	Poland	100.00%	51.00%

Equity method investments

Company	Country	31 December 2025	31 December 2024
Beta Development, s.r.o.	Czech Republic	35.00%	35.00%
Uniborc S.A.	Luxembourg	35.00%	35.00%
JV Bubny s.r.o.	Czech Republic	50.00%	–



**Shape the future
with confidence**

Ernst & Young
Société anonyme

35E, Avenue John F. Kennedy
L-1855 Luxembourg
Tél : +352 42 124 1
www.ey.com/en_lu

B.P. 780
L-2017 Luxembourg
R.C.S. Luxembourg B47771
TVA LU 16063074

Autorisations d'établissement :
00117514/13, 00117514/14, 00117514/15, 00117514/17, 00117514/18, 00117514/19

Independent auditor's report

To the Shareholders of
CPI FIM SA
40, rue de la Vallée
L-2661 Luxembourg

Report on the audit of the consolidated financial statements

Opinion

We have audited the consolidated financial statements of CPI FIM SA (the "Company") and its subsidiaries (together, the "Group"), which comprise the consolidated statement of financial position as at 31 December 2025, and the consolidated statement of comprehensive income, the consolidated statement of changes in equity and the consolidated statement of cash flows for the year then ended, and the notes to the consolidated financial statements, including material accounting policy information and other explanatory information.

In our opinion, the accompanying consolidated financial statements give a true and fair view of the consolidated financial position of the Group as at 31 December 2025 and of its consolidated financial performance and consolidated cash flows for the year then ended in accordance with International Financial Reporting Standards ("IFRS") as adopted by the European Union.

Basis for opinion

We conducted our audit in accordance with EU Regulation N° 537/2014, the Law of 23 July 2016 on the audit profession ("Law of 23 July 2016") and with International Standards on Auditing ("ISAs") as adopted for Luxembourg by the "Commission de Surveillance du Secteur Financier" ("CSSF"). Our responsibilities under the EU Regulation N° 537/2014, the Law of 23 July 2016 and ISAs as adopted for Luxembourg by the CSSF are further described in the "Responsibilities of the "réviseur d'entreprises agréé" for the audit of the consolidated financial statements" section of our report. We are also independent of the Group in accordance with the International Code of Ethics for Professional Accountants, including International Independence Standards, issued by the International Ethics Standards Board for Accountants ("IESBA Code") as adopted for Luxembourg by the CSSF together with the ethical requirements that are relevant to our audit of the consolidated financial statements, and have fulfilled our other ethical responsibilities under those ethical requirements. We believe that the audit evidence we have obtained is sufficient and appropriate to provide a basis for our opinion.

Key audit matters

Key audit matters are those matters that, in our professional judgment, were of most significance in our audit of the consolidated financial statements of the current period. These matters were addressed in the context of the audit of the consolidated financial statements as a whole, and in forming our opinion thereon, and we do not provide a separate opinion on these matters.



**Shape the future
with confidence**

a) Valuation of investment property

Description

The Group owns a portfolio of investment properties comprising office, land, properties under development, retail and residential type of properties located in Europe. Investment property represents 44% of the total Group's assets as at 31 December 2025. Investment properties are valued at fair value in accordance with the Group accounting policies.

Valuation of investment property is a significant judgemental area and is underpinned by a number of factual inputs and assumptions. The valuation is inherently subjective due to, among other factors, the individual nature of each property, the location and the expected cash flows generated by future rentals. The management engaged independent external valuers (hereafter the "valuers") to externally value 97% of the Group's investment properties.

In determining a property's valuation, the valuers take into account property specific characteristics and information such as the correct tenancy agreements and rental income. They apply assumptions for yields and estimated market rent, which are influenced by prevailing market yields and comparable market transactions, to come up with their assessment of the fair value.

Due to the above-mentioned matters, we consider valuation of investment property as a key audit matter.

Auditors response

Our audit procedures over the valuation of investment property included, but were not limited to, the following:

- We evaluated the competence, capabilities and objectivity of the valuers and read the terms of engagement of the valuers to determine whether there were any matters that might have affected their objectivity or limited the scope of their work.
- For a sample of the valuations across all asset classes of investment properties, geographical locations and external valuers, we traced the inputs used in the valuation process including rents and occupancy rates to tenancy schedules and capex investments as relevant.
- For a sample of properties, we performed site visits to ensure existence and physical condition of properties.
- We also involved our own real estate specialist to assist us in evaluating the reasonableness of the assumptions used in valuation models including yields and estimated market rent, for the sample of investment properties.
- We evaluated any caveats or limitations, if any, included in the valuers' reports.
- We assessed the adequacy of the disclosures in the consolidated financial statements.

b) Impairment of loans provided

Description

Loans provided represent 33% of the total Group's consolidated assets. The majority of the loans provided have been granted to related parties as detailed in Note 6.5 in the consolidated financial statements. The process for estimating impairment provision on loans provided is a significant and complex area.



**Shape the future
with confidence**

Management performs an impairment assessment of loans provided and recognizes an allowance for expected credit losses in accordance with IFRS 9.

Due to the complexity, significance of judgements applied and the Group's exposure to loans provided forming a major portion of the Group's assets, the audit of impairment of loans provided is a key area of focus.

Auditors response

Our audit procedures over the impairment on loans provided included, but were not limited to, the following:

- Obtained an understanding of the key contractual terms of the loans provided.
- Evaluated the application of requirements of IFRS 9 and appropriateness of the accounting policies applied by the management of the Group.
- Understood management's model used to determine impairment in relation to loans provided.
- Reviewed the data and information used in the impairment assessment model and ensured the correctness and reasonableness of the inputs used in the assessment.
- Tested the arithmetical accuracy of the model applied.
- Reviewed and ensured the completeness of the consolidated financial statements disclosures in the context of the impairment of loans provided.

Other information

The Board of Directors is responsible for the other information. The other information comprises the information included in the consolidated management report and the corporate governance statement but does not include the consolidated financial statements and our report of "réviseur d'entreprises agréé" thereon.

Our opinion on the consolidated financial statements does not cover the other information and we do not express any form of assurance conclusion thereon.

In connection with our audit of the consolidated financial statements, our responsibility is to read the other information and, in doing so, consider whether the other information is materially inconsistent with the consolidated financial statements or our knowledge obtained in the audit or otherwise appears to be materially misstated. If, based on the work we have performed, we conclude that there is a material misstatement of this other information, we are required to report this fact. We have nothing to report in this regard.



**Shape the future
with confidence**

Responsibilities of the Board of Directors and of those charged with governance for the consolidated financial statements

The Board of Directors is responsible for the preparation and fair presentation of the consolidated financial statements in accordance with IFRS as adopted by the European Union, and for such internal control as the Board of Directors determines is necessary to enable the preparation of consolidated financial statements that are free from material misstatement, whether due to fraud or error.

The Board of Directors is also responsible for presenting and marking up the consolidated financial statements in compliance with the requirements set out in the Delegated Regulation 2019/815 on European Single Electronic Format, as amended (“ESEF Regulation”).

In preparing the consolidated financial statements, the Board of Directors is responsible for assessing the Group’s ability to continue as a going concern, disclosing, as applicable, matters related to going concern and using the going concern basis of accounting unless the Board of Directors either intends to liquidate the Group or to cease operations, or has no realistic alternative but to do so.

Those charged with governance are responsible for overseeing the Group’s financial reporting process.

Responsibilities of the “réviseur d’entreprises agréé” for the audit of the consolidated financial statements

The objectives of our audit are to obtain reasonable assurance about whether the consolidated financial statements as a whole are free from material misstatement, whether due to fraud or error, and to issue a report of the “réviseur d’entreprises agréé” that includes our opinion. Reasonable assurance is a high level of assurance, but is not a guarantee that an audit conducted in accordance with EU Regulation N° 537/2014, the Law of 23 July 2016 and with the ISAs as adopted for Luxembourg by the CSSF will always detect a material misstatement when it exists. Misstatements can arise from fraud or error and are considered material if, individually or in the aggregate, they could reasonably be expected to influence the economic decisions of users taken on the basis of these consolidated financial statements.

As part of an audit in accordance with EU Regulation N° 537/2014, the Law of 23 July 2016 and with ISAs as adopted for Luxembourg by the CSSF, we exercise professional judgment and maintain professional skepticism throughout the audit. We also:

- Identify and assess the risks of material misstatement of the consolidated financial statements, whether due to fraud or error, design and perform audit procedures responsive to those risks, and obtain audit evidence that is sufficient and appropriate to provide a basis for our opinion. The risk of not detecting a material misstatement resulting from fraud is higher than for one resulting from error, as fraud may involve collusion, forgery, intentional omissions, misrepresentations, or the override of internal control.
- Obtain an understanding of internal control relevant to the audit in order to design audit procedures that are appropriate in the circumstances, but not for the purpose of expressing an opinion on the effectiveness of the Group’s internal control.
- Evaluate the appropriateness of accounting policies used and the reasonableness of accounting estimates and related disclosures made by the Board of Directors.



Shape the future with confidence

- Conclude on the appropriateness of Board of Directors' use of the going concern basis of accounting and, based on the audit evidence obtained, whether a material uncertainty exists related to events or conditions that may cast significant doubt on the Group's ability to continue as a going concern. If we conclude that a material uncertainty exists, we are required to draw attention in our report of the "réviseur d'entreprises agréé" to the related disclosures in the consolidated financial statements or, if such disclosures are inadequate, to modify our opinion. Our conclusions are based on the audit evidence obtained up to the date of our report of the "réviseur d'entreprises agréé". However, future events or conditions may cause the Group to cease to continue as a going concern.
- Evaluate the overall presentation, structure and content of the consolidated financial statements, including the disclosures, and whether the consolidated financial statements represent the underlying transactions and events in a manner that achieves fair presentation.
- Assess whether the consolidated financial statements have been prepared, in all material respects, in compliance with the requirements laid down in the ESEF Regulation.
- Obtain sufficient appropriate audit evidence regarding the financial information of the entities and business activities within the Group to express an opinion on the consolidated financial statements. We are responsible for the direction, supervision and performance of the Group audit. We remain solely responsible for our audit opinion.

We communicate with those charged with governance regarding, among other matters, the planned scope and timing of the audit and significant audit findings, including any significant deficiencies in internal control that we identify during our audit.

We also provide those charged with governance with a statement that we have complied with relevant ethical requirements regarding independence, and communicate to them all relationships and other matters that may reasonably be thought to bear on our independence, and where applicable, related safeguards.

From the matters communicated with those charged with governance, we determine those matters that were of most significance in the audit of the consolidated financial statements of the current period and are therefore the key audit matters. We describe these matters in our report unless law or regulation precludes public disclosure about the matter.

Report on other legal and regulatory requirements

We have been appointed as "réviseur d'entreprises agréé" by the General Meeting of the Shareholders on 3 October 2019 and the duration of our uninterrupted engagement, including previous renewals and reappointments, is 6 years.

The consolidated management report is consistent with the consolidated financial statements and has been prepared in accordance with applicable legal requirements.



**Shape the future
with confidence**

The corporate governance statement, included in the consolidated management report, is the responsibility of the Board of Directors. The information required by article 68ter paragraph (1) letters c) and d) of the law of 19 December 2002 on the commercial and companies register and on the accounting records and annual accounts of undertakings, as amended, is consistent with the consolidated financial statements and has been prepared in accordance with applicable legal requirements.

We have checked the compliance of the consolidated financial statements of the Group as at 31 December 2025 with relevant statutory requirements set out in the ESEF Regulation that are applicable to the financial statements. For the Group, it relates to:

- Financial statements prepared in valid xHTML format;
- The XBRL markup of the consolidated financial statements using the core taxonomy and the common rules on markups specified in the ESEF Regulation.

In our opinion, the consolidated financial statements of the Group as at 31 December 2025 identified as 222100KIDRQ6NNVYUH61-2025-12-31-1-en.zip, have been prepared, in all material respects, in compliance with the requirements laid down in the ESEF Regulation.

We confirm that the audit opinion is consistent with the additional report to the audit committee or equivalent.

We confirm that the prohibited non-audit services referred to in EU Regulation No 537/2014 were not provided and that we remained independent of the Group in conducting the audit.

Ernst & Young
Société anonyme
Cabinet de révision agréé

A blue ink signature of Jesus Orozco, consisting of several overlapping, fluid strokes.

Jesus Orozco

Luxembourg, 31 March 2026

CPI FIM SA
Société Anonyme

R.C.S. Luxembourg B 44.996

ANNUAL ACCOUNTS AND REPORT
OF THE REVISEUR D'ENTREPRISES AGREE
31 DECEMBER 2025

40, rue de la Vallée
L-2661 Luxembourg
Share capital: EUR 13,145,076
R.C.S. Luxembourg B 44.996

TABLE OF CONTENTS

REPORT OF THE REVISEUR D'ENTREPRISES AGREE

ANNUAL ACCOUNTS

Notes to the annual accounts



**Shape the future
with confidence**

Ernst & Young
Société anonyme

35E, Avenue John F. Kennedy
L-1855 Luxembourg
Tél : +352 42 124 1
www.ey.com/en_lu

B.P. 780
L-2017 Luxembourg
R.C.S. Luxembourg B47771
TVA LU 16063074

Autorisations d'établissement :
00117514/13, 00117514/14, 00117514/15, 00117514/17, 00117514/18, 00117514/19

Independent auditor's report

To the Shareholders of
CPI FIM SA
40, rue de la Vallée
L-2661 Luxembourg

Report on the audit of the financial statements

Opinion

We have audited the financial statements of CPI FIM SA (the "Company"), which comprise the balance sheet as at 31 December 2025, and the profit and loss account for the year then ended, and the notes to the financial statements, including a summary of significant accounting policies.

In our opinion, the accompanying financial statements give a true and fair view of the financial position of the Company as at 31 December 2025, and of the results of its operations for the year then ended in accordance with Luxembourg legal and regulatory requirements relating to the preparation and presentation of the financial statements.

Basis for opinion

We conducted our audit in accordance with EU Regulation N° 537/2014, the Law of 23 July 2016 on the audit profession ("Law of 23 July 2016") and with International Standards on Auditing ("ISAs") as adopted for Luxembourg by the "Commission de Surveillance du Secteur Financier" ("CSSF"). Our responsibilities under the EU Regulation N° 537/2014, the Law of 23 July 2016 and ISAs as adopted for Luxembourg by the CSSF are further described in the "Responsibilities of the "réviseur d'entreprises agréé" for the audit of the financial statements" section of our report. We are also independent of the Company in accordance with the International Code of Ethics for Professional Accountants, including International Independence Standards, issued by the International Ethics Standards Board for Accountants ("IESBA Code") as adopted for Luxembourg by the CSSF together with the ethical requirements that are relevant to our audit of the financial statements, and have fulfilled our other ethical responsibilities under those ethical requirements. We believe that the audit evidence we have obtained is sufficient and appropriate to provide a basis for our opinion.

Key audit matters

Key audit matters are those matters that, in our professional judgment, were of most significance in our audit of the financial statements of the current period. These matters were addressed in the context of the audit of the financial statements as a whole, and in forming our opinion thereon, and we do not provide a separate opinion on these matters.



**Shape the future
with confidence**

a) Valuation of financial assets (shares in affiliated undertakings and loans to affiliated undertakings)

Description

Financial assets represent 61% of the total assets of the Company as at 31 December 2025.

The assessment of the valuation of financial assets requires significant judgement applied by the management in assessing the recovery value of the financial assets and the permanent nature of a potential impairment.

This matter was considered to be a key matter in our audit, since the aforementioned estimates are complex and require significant judgements by management of the Company.

Auditors response

Our audit procedures over the valuation of financial assets included, but were not limited to, the following:

- Ensured existence, initial cost of investment and ownership of the investments through inspection of acquisition agreements and commercial registers of the underlying investees.
- Understood the process of financial assets valuation and management's impairment assessment and evaluated the appropriateness of the application of the Luxembourg legal and regulatory requirements relating to the preparation and presentation of the financial statements.
- Tested the arithmetical accuracy of the management's impairment test based on comparison with the net equity of the underlying investees and assessed the conclusions reached by the management in respect of recognized impairment and/or reversal of historical impairment.
- Tested the accuracy and completeness of the provided loan database, on a representative sample basis, by tracing the loan terms to the underlying loan agreements, the repayments of principal and interest to the bank statements and the outstanding loan and accrued interest balances to the counterparties.
- Performed recalculation of the interest on loans to affiliated undertaking based on known data.
- Reviewed and ensured the completeness of the financial statements' disclosures.

Other information

The Board of Directors is responsible for the other information. The other information comprises the information included in the annual report and the corporate governance statement but does not include the financial statements and our report of "réviseur d'entreprises agréé" thereon.

Our opinion on the financial statements does not cover the other information and we do not express any form of assurance conclusion thereon.

In connection with our audit of the financial statements, our responsibility is to read the other information and, in doing so, consider whether the other information is materially inconsistent with the financial statements or our knowledge obtained in the audit or otherwise appears to be materially misstated. If, based on the work we have performed, we conclude that there is a material misstatement of this other information, we are required to report this fact. We have nothing to report in this regard.



**Shape the future
with confidence**

Responsibilities of the Board of Directors and of those charged with governance for the financial statements

The Board of Directors is responsible for the preparation and fair presentation of the financial statements in accordance with Luxembourg legal and regulatory requirements relating to the preparation and presentation of the financial statements, and for such internal control as the Board of Directors determines is necessary to enable the preparation of financial statements that are free from material misstatement, whether due to fraud or error.

The Board of Directors is also responsible for presenting the financial statements in compliance with the requirements set out in the Delegated Regulation 2019/815 on European Single Electronic Format, as amended (“ESEF Regulation”).

In preparing the financial statements, the Board of Directors is responsible for assessing the Company’s ability to continue as a going concern, disclosing, as applicable, matters related to going concern and using the going concern basis of accounting unless the Board of Directors either intends to liquidate the Company or to cease operations, or has no realistic alternative but to do so.

Those charged with governance are responsible for overseeing the Company’s financial reporting process.

Responsibilities of the “réviseur d’entreprises agréé” for the audit of the financial statements

The objectives of our audit are to obtain reasonable assurance about whether the financial statements as a whole are free from material misstatement, whether due to fraud or error, and to issue a report of the “réviseur d’entreprises agréé” that includes our opinion. Reasonable assurance is a high level of assurance, but is not a guarantee that an audit conducted in accordance with EU Regulation N° 537/2014, the Law of 23 July 2016 and with the ISAs as adopted for Luxembourg by the CSSF will always detect a material misstatement when it exists. Misstatements can arise from fraud or error and are considered material if, individually or in the aggregate, they could reasonably be expected to influence the economic decisions of users taken on the basis of these financial statements.

As part of an audit in accordance with EU Regulation N° 537/2014, the Law of 23 July 2016 and with ISAs as adopted for Luxembourg by the CSSF, we exercise professional judgment and maintain professional skepticism throughout the audit. We also:

- Identify and assess the risks of material misstatement of the financial statements, whether due to fraud or error, design and perform audit procedures responsive to those risks, and obtain audit evidence that is sufficient and appropriate to provide a basis for our opinion. The risk of not detecting a material misstatement resulting from fraud is higher than for one resulting from error, as fraud may involve collusion, forgery, intentional omissions, misrepresentations, or the override of internal control.
- Obtain an understanding of internal control relevant to the audit in order to design audit procedures that are appropriate in the circumstances, but not for the purpose of expressing an opinion on the effectiveness of the Company’s internal control.
- Evaluate the appropriateness of accounting policies used and the reasonableness of accounting estimates and related disclosures made by the Board of Directors.



Shape the future with confidence

- Conclude on the appropriateness of Board of Directors' use of the going concern basis of accounting and, based on the audit evidence obtained, whether a material uncertainty exists related to events or conditions that may cast significant doubt on the Company's ability to continue as a going concern. If we conclude that a material uncertainty exists, we are required to draw attention in our report of the "réviseur d'entreprises agréé" to the related disclosures in the financial statements or, if such disclosures are inadequate, to modify our opinion. Our conclusions are based on the audit evidence obtained up to the date of our report of the "réviseur d'entreprises agréé". However, future events or conditions may cause the Company to cease to continue as a going concern.
- Evaluate the overall presentation, structure and content of the financial statements, including the disclosures, and whether the financial statements represent the underlying transactions and events in a manner that achieves fair presentation.
- Assess whether the financial statements have been prepared, in all material respects, in compliance with the requirements laid down in the ESEF Regulation.

We communicate with those charged with governance regarding, among other matters, the planned scope and timing of the audit and significant audit findings, including any significant deficiencies in internal control that we identify during our audit.

We also provide those charged with governance with a statement that we have complied with relevant ethical requirements regarding independence, and communicate to them all relationships and other matters that may reasonably be thought to bear on our independence, and where applicable, related safeguards.

From the matters communicated with those charged with governance, we determine those matters that were of most significance in the audit of the financial statements of the current period and are therefore the key audit matters. We describe these matters in our report unless law or regulation precludes public disclosure about the matter.

Report on other legal and regulatory requirements

We have been appointed as "réviseur d'entreprises agréé" by the General Meeting of the Shareholders on 3 October 2019 and the duration of our uninterrupted engagement, including previous renewals and reappointments, is 6 years.

The management report is consistent with the financial statements and has been prepared in accordance with applicable legal requirements.

The corporate governance statement, included in the management report, is the responsibility of the Board of Directors. The information required by article 68ter paragraph (1) letters c) and d) of the law of 19 December 2002 on the commercial and companies register and on the accounting records and annual accounts of undertakings, as amended, is consistent with the financial statements and has been prepared in accordance with applicable legal requirements.



**Shape the future
with confidence**

We have checked the compliance of the financial statements of the Company as at 31 December 2025 with relevant statutory requirements set out in the ESEF Regulation that are applicable to the financial statements. For the Company, it relates to:

- Financial statements prepared in valid xHTML format;

In our opinion, the financial statements of the Company as at 31 December 2025, identified as 222100KIDRQ6NNVYUH61-2025-12-31-1-en.zip, have been prepared, in all material respects, in compliance with the requirements laid down in the ESEF Regulation.

We confirm that the audit opinion is consistent with the additional report to the audit committee or equivalent.

We confirm that the prohibited non-audit services referred to in EU Regulation No 537/2014 were not provided and that we remained independent of the Company in conducting the audit.

Ernst & Young
Société anonyme
Cabinet de révision agréé

A handwritten signature in blue ink, appearing to read 'Jesus Orozco', is written over a faint, light blue circular stamp or watermark.

Jesus Orozco

Luxembourg, 31 March 2026

Annual Accounts Helpdesk :

Tel. : (+352) 247 88 494
Email : centralebilans@statec.etat.lu

RCSL Nr. : B44996

Matricule : 1993 2209 554

eCDF entry date :

BALANCE SHEET

Financial year from ⁰¹ 01/01/2025 **to** ⁰² 31/12/2025 (in ⁰³ EUR)

CPI FIM SA

40, rue de la Vallée
L-2661 Luxembourg

ASSETS

	Reference(s)	Current year	Previous year
A. Subscribed capital unpaid	1101 _____	101 _____	102 _____
I. Subscribed capital not called	1103 _____	103 _____	104 _____
II. Subscribed capital called but unpaid	1105 _____	105 _____	106 _____
B. Formation expenses	1107 _____	107 _____	108 _____
C. Fixed assets	1109 _____	109 <u>2.095.656.932,00</u>	110 <u>4.926.262.191,00</u>
I. Intangible assets	1111 _____	111 _____	112 _____
1. Costs of development	1113 _____	113 _____	114 _____
2. Concessions, patents, licences, trade marks and similar rights and assets, if they were	1115 _____	115 _____	116 _____
a) acquired for valuable consideration and need not be shown under C.I.3	1117 _____	117 _____	118 _____
b) created by the undertaking itself	1119 _____	119 _____	120 _____
3. Goodwill, to the extent that it was acquired for valuable consideration	1121 _____	121 _____	122 _____
4. Payments on account and intangible assets under development	1123 _____	123 _____	124 _____
II. Tangible assets	1125 _____	125 _____	126 _____
1. Land and buildings	1127 _____	127 _____	128 _____
2. Plant and machinery	1129 _____	129 _____	130 _____

RCSL Nr. : B44996

Matricule : 1993 2209 554

	Reference(s)	Current year	Previous year
3. Other fixtures and fittings, tools and equipment	1131	131	132
4. Payments on account and tangible assets in the course of construction	1133	133	134
III. Financial assets	1135 Note 3	135 2.095.656.932,00	136 4.926.262.191,00
1. Shares in affiliated undertakings	1137 Note 3.1	137 1.138.028.031,00	138 857.691.246,00
2. Loans to affiliated undertakings	1139 Note 3.2	139 840.666.323,00	140 3.943.468.280,00
3. Participating interests	1141 Note 3.3	141 0,00	142 0,00
4. Loans to undertakings with which the undertaking is linked by virtue of participating interests	1143 Note 3.4	143 9.611.985,00	144 6.144.331,00
5. Investments held as fixed assets	1145 Note 3.5	145 107.204.848,00	146 118.812.589,00
6. Other loans	1147 Note 3.6	147 145.745,00	148 145.745,00
D. Current assets	1151 Note 4	151 1.326.204.929,00	152 480.893.095,00
I. Stocks	1153	153	154
1. Raw materials and consumables	1155	155	156
2. Work in progress	1157	157	158
3. Finished goods and goods for resale	1159	159	160
4. Payments on account	1161	161	162
II. Debtors	1163	163 1.216.278.225,00	164 379.609.776,00
1. Trade debtors	1165	165 148.795,00	166 255.831,00
a) becoming due and payable within one year	1167	167 148.795,00	168 255.831,00
b) becoming due and payable after more than one year	1169	169	170
2. Amounts owed by affiliated undertakings	1171	171 1.215.818.327,00	172 378.879.845,00
a) becoming due and payable within one year	1173 Note 4.1	173 1.075.184.867,00	174 209.848.680,00
b) becoming due and payable after more than one year	1175 Note 4.2	175 140.633.460,00	176 169.031.165,00
3. Amounts owed by undertakings with which the undertaking is linked by virtue of participating interests	1177	177 71.376,00	178 83.978,00
a) becoming due and payable within one year	1179 Note 4.3	179 71.376,00	180 83.978,00
b) becoming due and payable after more than one year	1181	181	182
4. Other debtors	1183	183 239.727,00	184 390.122,00
a) becoming due and payable within one year	1185 Note 4.4	185 239.727,00	186 390.122,00
b) becoming due and payable after more than one year	1187	187	188

RCSL Nr. : B44996

Matricule : 1993 2209 554

	Reference(s)	Current year	Previous year
III. Investments	1189 _____	189 _____	190 _____
1. Shares in affiliated undertakings	1191 _____	191 _____	192 _____
2. Own shares	1209 _____	209 _____	210 _____
3. Other investments	1195 _____	195 _____	196 _____
IV. Cash at bank and in hand	1197 _____	197 <u>109.926.704,00</u>	198 <u>101.283.319,00</u>
E. Prepayments	1199 _____	199 <u>495.751,00</u>	200 <u>731.818,00</u>
TOTAL (ASSETS)		201 <u>3.422.357.612,00</u>	202 <u>5.407.887.104,00</u>

RCSL Nr. : B44996

Matricule : 1993 2209 554

CAPITAL, RESERVES AND LIABILITIES

	Reference(s)	Current year	Previous year
A. Capital and reserves			
	1301 <u>Note 5</u>	301 <u>1.380.579.171,00</u>	302 <u>980.580.106,00</u>
I. Subscribed capital	1303 _____	303 <u>13.145.076,00</u>	304 <u>13.145.076,00</u>
II. Share premium account	1305 _____	305 <u>784.669.809,00</u>	306 <u>784.669.809,00</u>
III. Revaluation reserve	1307 _____	307 _____	308 _____
IV. Reserves	1309 _____	309 <u>448.131.945,00</u>	310 <u>448.131.945,00</u>
1. Legal reserve	1311 _____	311 <u>448.131.945,00</u>	312 <u>448.131.945,00</u>
2. Reserve for own shares	1313 _____	313 _____	314 _____
3. Reserves provided for by the articles of association	1315 _____	315 _____	316 _____
4. Other reserves, including the fair value reserve	1429 _____	429 _____	430 _____
a) other available reserves	1431 _____	431 _____	432 _____
b) other non available reserves	1433 _____	433 _____	434 _____
V. Profit or loss brought forward	1319 _____	319 <u>-265.366.724,00</u>	320 <u>-292.497.667,00</u>
VI. Profit or loss for the financial year	1321 _____	321 <u>399.999.065,00</u>	322 <u>27.130.943,00</u>
VII. Interim dividends	1323 _____	323 _____	324 _____
VIII. Capital investment subsidies	1325 _____	325 _____	326 _____
B. Provisions	1331 _____	331 _____	332 _____
1. Provisions for pensions and similar obligations	1333 _____	333 _____	334 _____
2. Provisions for taxation	1335 _____	335 _____	336 _____
3. Other provisions	1337 _____	337 _____	338 _____
C. Creditors	1435 _____	435 <u>2.041.778.441,00</u>	436 <u>4.427.306.998,00</u>
1. Debenture loans	1437 _____	437 _____	438 _____
a) Convertible loans	1439 _____	439 _____	440 _____
i) becoming due and payable within one year	1441 _____	441 _____	442 _____
ii) becoming due and payable after more than one year	1443 _____	443 _____	444 _____
b) Non convertible loans	1445 _____	445 _____	446 _____
i) becoming due and payable within one year	1447 _____	447 _____	448 _____
ii) becoming due and payable after more than one year	1449 _____	449 _____	450 _____
2. Amounts owed to credit institutions	1355 _____	355 <u>3.319,00</u>	356 <u>7.623,00</u>
a) becoming due and payable within one year	1357 <u>Note 6</u>	357 <u>3.319,00</u>	358 <u>7.623,00</u>
b) becoming due and payable after more than one year	1359 _____	359 _____	360 _____

The notes in the annex form an integral part of the annual accounts

RCSL Nr. : B44996

Matricule : 1993 2209 554

	Reference(s)	Current year	Previous year
3. Payments received on account of orders in so far as they are not shown separately as deductions from stocks	1361	361	362
a) becoming due and payable within one year	1363	363	364
b) becoming due and payable after more than one year	1365	365	366
4. Trade creditors	1367	643.577,00	659.324,00
a) becoming due and payable within one year	1369	643.577,00	659.324,00
b) becoming due and payable after more than one year	1371	371	372
5. Bills of exchange payable	1373	373	374
a) becoming due and payable within one year	1375	375	376
b) becoming due and payable after more than one year	1377	377	378
6. Amounts owed to affiliated undertakings	1379	Note 7 2.041.062.322,00	380 4.424.819.837,00
a) becoming due and payable within one year	1381	Note 7.1 1.322.076.699,00	382 578.891.834,00
b) becoming due and payable after more than one year	1383	Note 7.2 718.985.623,00	384 3.845.928.003,00
7. Amounts owed to undertakings with which the undertaking is linked by virtue of participating interests	1385	385	386
a) becoming due and payable within one year	1387	387	388
b) becoming due and payable after more than one year	1389	389	390
8. Other creditors	1451	69.223,00	1.820.214,00
a) Tax authorities	1393	28.978,00	394
b) Social security authorities	1395	38.811,00	396 32.002,00
c) Other creditors	1397	1.434,00	398 1.788.212,00
i) becoming due and payable within one year	1399	1.434,00	400 1.788.212,00
ii) becoming due and payable after more than one year	1401	401	402
D. Deferred income	1403	403	404
TOTAL (CAPITAL, RESERVES AND LIABILITIES)	405	3.422.357.612,00	406 5.407.887.104,00

Annual Accounts Helpdesk :

Tel. : (+352) 247 88 494
Email : centralebilans@statec.etat.lu

RCSL Nr. : B44996

Matricule : 1993 2209 554

eCDF entry date :

PROFIT AND LOSS ACCOUNT

Financial year from ⁰¹ 01/01/2025 **to** ⁰² 31/12/2025 (in ⁰³ EUR)

CPI FIM SA

40, rue de la Vallée
L-2661 Luxembourg

	Reference(s)	Current year	Previous year
1. Net turnover	1701 _____	701 _____	702 _____
2. Variation in stocks of finished goods and in work in progress	1703 _____	703 _____	704 _____
3. Work performed by the undertaking for its own purposes and capitalised	1705 _____	705 _____	706 _____
4. Other operating income	1713 _____ <u>Note 8</u>	713 _____ <u>4.221.460,00</u>	714 _____ <u>5.006.648,00</u>
5. Raw materials and consumables and other external expenses	1671 _____ <u>Note 9</u>	671 _____ <u>-1.942.130,00</u>	672 _____ <u>-1.570.854,00</u>
a) Raw materials and consumables	1601 _____	601 _____ <u>-12.615,00</u>	602 _____ <u>-5.682,00</u>
b) Other external expenses	1603 _____	603 _____ <u>-1.929.515,00</u>	604 _____ <u>-1.565.172,00</u>
6. Staff costs	1605 _____ <u>Note 10</u>	605 _____ <u>-1.110.707,00</u>	606 _____ <u>-763.602,00</u>
a) Wages and salaries	1607 _____	607 _____ <u>-982.572,00</u>	608 _____ <u>-638.046,00</u>
b) Social security costs	1609 _____	609 _____ <u>-124.932,00</u>	610 _____ <u>-116.982,00</u>
i) relating to pensions	1653 _____	653 _____ <u>-39.898,00</u>	654 _____
ii) other social security costs	1655 _____	655 _____ <u>-85.034,00</u>	656 _____ <u>-116.982,00</u>
c) Other staff costs	1613 _____	613 _____ <u>-3.203,00</u>	614 _____ <u>-8.574,00</u>
7. Value adjustments	1657 _____ <u>Note 11</u>	657 _____ <u>-13.679.684,00</u>	658 _____ <u>200.155,00</u>
a) in respect of formation expenses and of tangible and intangible fixed assets	1659 _____	659 _____	660 _____
b) in respect of current assets	1661 _____	661 _____ <u>-13.679.684,00</u>	662 _____ <u>200.155,00</u>
8. Other operating expenses	1621 _____ <u>Note 12</u>	621 _____ <u>-6.117.479,00</u>	622 _____ <u>-5.390.704,00</u>

RCSL Nr. : B44996

Matricule : 1993 2209 554

	Reference(s)	Current year	Previous year
9. Income from participating interests	1715	295.367.984,00	40.107,00
a) derived from affiliated undertakings	1717 <u>Note 13</u>	295.367.984,00	40.107,00
b) other income from participating interests	1719		
10. Income from other investments and loans forming part of the fixed assets	1721 <u>Note 14</u>	207.921.592,00	247.060.477,00
a) derived from affiliated undertakings	1723 <u>Note 14.1</u>	207.397.137,00	246.144.738,00
b) other income not included under a)	1725 <u>Note 14.2</u>	524.455,00	915.739,00
11. Other interest receivable and similar income	1727 <u>Note 15</u>	34.206.075,00	31.730.694,00
a) derived from affiliated undertakings	1729 <u>Note 15.1</u>	29.610.450,00	28.843.506,00
b) other interest and similar income	1731 <u>Note 15.2</u>	4.595.625,00	2.887.188,00
12. Share of profit or loss of undertakings accounted for under the equity method	1663		
13. Value adjustments in respect of financial assets and of investments held as current assets	1665 <u>Note 16</u>	61.247.063,00	-83.958.934,00
14. Interest payable and similar expenses	1627 <u>Note 17</u>	-180.110.282,00	-165.177.937,00
a) concerning affiliated undertakings	1629 <u>Note 17.1</u>	-178.898.469,00	-163.919.852,00
b) other interest and similar expenses	1631 <u>Note 17.2</u>	-1.211.813,00	-1.258.085,00
15. Tax on profit or loss	1635		
16. Profit or loss after taxation	1667	400.003.892,00	27.176.050,00
17. Other taxes not shown under items 1 to 16	1637 <u>Note 18</u>	-4.827,00	-45.107,00
18. Profit or loss for the financial year	1669	399.999.065,00	27.130.943,00

NOTE 1 - GENERAL INFORMATION

CPI FIM SA, Société Anonyme (“the Company” and “CPI FIM”), RCS number B 44.996, was incorporated under the Luxembourg Company Law on 9 September 1993 as a limited liability company (Société Anonyme) for an unlimited period of time.

The Company has for object the taking of participating interests, in whatsoever form in either Luxembourg or foreign countries, especially in real estate companies in the Czech Republic, Poland and other countries of Eastern Europe and the management, control and development of such participating interests. The Company, through its subsidiaries (together “the Group”), is principally involved in providing financing and management services, and the development of properties for its own portfolio or intended to be sold in the ordinary course of business.

The registered office of the Company is established at 40, rue de la Vallée, L-2661 Luxembourg.

As at 31 December 2025 the Company’s shares were listed on the regulated markets of the Warsaw Stock Exchange and of the Luxembourg Stock Exchange.

The financial year is from 1 January 2025 to 31 December 2025.

As at 31 December 2025, the Company is directly controlled by CPI Property Group S.A. (“parent company”) by 97.31 % (2024: 97.31 %), a Luxembourg entity of which is indirectly controlled by Mr. Radovan Vitek, ultimate beneficial owner through his investment vehicles. Other shares of CPI FIM SA grant 2.69% voting rights.

Total 1,314,507,629 shares grant 100.00% voting rights.

Board of Directors

As at 31 December 2025, the Board of Directors consists of the following directors:

Mr. David Greenbaum

Mr. Edward Hughes

Mrs. Anita Dubost

Mr. Alfred Brandner

CPI Director A, a.s. (represented by Zdeněk Havelka)

CPI Director B, a.s. (represented by Pavel Měchura)

CPI Director C, a.s. (represented by Jan Kratina)

The consolidated financial statements and separate annual accounts of the Company can be obtained at its registered office, 40, rue de la Vallée, L-2661 Luxembourg and at the following website: www.cpfimsa.com.

NOTE 2 - ACCOUNTING PRINCIPLES, RULES AND METHODS

Basis of preparation and going concern

The annual accounts have been prepared in accordance with Luxembourg legal and regulatory requirements. Accounting policies and valuation rules are, besides the ones laid down by the law of 10 August 1915, as subsequently amended ("the Commercial Company Law"), determined and applied by the Board of Directors.

The Company maintains its accounting records in Euro (EUR). The financial statements are presented in EUR. All figures in tables are presented rounded to the nearest thousand, except when otherwise indicated.

The financial statements were authorized for issue by the Board of Directors on 31 March 2026.

Significant accounting policies

Financial assets

Financial assets include shares in affiliated undertakings, loans to affiliated undertakings, participating interests, loans to undertakings with which the undertaking is linked by virtue of participating interests and investments held as fixed assets. Financial assets are valued individually at the lower of their acquisition price less permanent impairment or recoverable value. Amounts owed by affiliated undertakings, amounts owed by undertakings with which the Company is linked by virtue of participating interest and other loans shown under "Financial assets" are recorded at their nominal value. A value adjustment is recorded when the recovery value is partially or fully compromised on permanent basis.

The value adjustments are not continued if the reasons for which the value adjustments were made have ceased to apply.

Provided and received cash pool transactions

The Company classifies the provided and received cash pool transactions on behalf agreed cash-pool contracts, including interests, as other current receivables and other current liabilities, respectively.

Debtors

Trade debtors, amounts owed by affiliated undertakings, amounts owed by undertakings with which the undertaking is linked by virtue of participating interest and other debtors are valued at their nominal value. They are subject to value adjustments where their recovery value is partially or fully compromised. These value adjustments are not continued if the reasons for which the value adjustments were made have ceased to apply.

Provisions

Provisions are intended to cover losses or debts the nature of which is clearly defined and which at the balance sheet date are either likely or certain to be incurred but uncertain as to their amount or as to the date on which they will arise.

Provisions may also be created in order to cover charges which have their origin in the financial year under review or in a previous financial year, the nature of which is clearly defined and which at the date of the balance sheet are either likely to be incurred or certain to be incurred but uncertain as to their amount or as to the date on which they will arise

Creditors

Creditors include amounts owed to affiliated undertakings and trade and other creditors. Creditors are valued at their nominal value.

Conversion of foreign currencies

During the financial year, the acquisitions and sales of financial assets as well as income and charges in currencies other than EUR are converted into EUR at the exchange rate prevailing at the transaction dates.

At the balance sheet date, the acquisition price of the financial assets – shares in affiliated, participating interests and other investments expressed in currency other than the EUR remains converted at the historical exchange rate. All other assets and liabilities expressed in a currency other than EUR are valued at the closing rate or historical rate under the prudence concept. The unrealised and realised losses, as well as the realised gains are recorded in the profit and loss account.

Cross-currency swaps – hedge

Cross-currency swap interest is recorded at its nominal value. The interest is reported in balance sheet as other debtors, respectively other creditors. The interest is reported separately in profit and loss account. The Company records the fixed amounts on off-balance accounts. The same approach is used for fair value of a cross-currency swap.

Derivative instrument - investments

The Company records the fixed amounts on off-balance accounts. The fair value of a derivative instrument is reported as other receivable, respectively payable, and in profit and loss account as similar income to interest, respectively expense.

Net turnover

Net turnover includes income from invoicing of operating costs.

Value adjustments

Value adjustments are deducted directly from the related asset.

Other operating income

Other operating income includes income from invoicing of operating costs and providing management services.

NOTE 3 - FINANCIAL ASSETS

2025	Shares in affiliated undertakings	Loans to affiliated undertakings
<u>Gross book value</u>		
Balance at 1 January 2025	1,025,815	3,986,310
Additions for the year	691,938	312,291
Transfers for the year	--	(694,487)
Disposals for the year	(461,613)	(2,736,920)
Balance at 31 December 2025	1,256,140	867,194
<u>Accumulated value adjustments</u>		
Balance at 1 January 2025	(168,124)	(42,842)
Allocations for the year	(5,619)	(16,666)
Reversals for the year	55,631	32,980
Balance at 31 December 2025	(118,112)	(26,528)
Net book value as at 1 January 2025	857,691	3,943,468
Net book value as at 31 December 2025	1,130,028	840,666

3.1 - Shares in affiliated undertakings

In April 2025, the Company finished sale of shares in BD Malostranská, a.s. to third party, on behalf contract concluded December 2024.

In June 2024, the Company acquired 51% stake in CPI Project Invest and Finance, a.s. through capital contribution of its subsidiaries. On 10 October 2025, the Company acquired other 49% stake in the Polish portfolio from SONA Asset Management.

In December 2025, the Company sold 14 affiliated undertakings to CPI FIM HOLDING 3, a.s., the indirectly owned subsidiary. Results of these transactions are reported in Note 14 and 18.1. Outstanding amounts of consideration is reported in Note 4.2.

In the context of the impairment analysis, the Company compares acquisition cost with Net Equity of undertaking and applies value adjustment, when the Net equity is lower than acquisition cost. The Company uses the Net Equity method for the valuation of non-tradable shares. Results of value adjustments are reported in Note 17.

Undertakings in which the Company holds participation in their share capital are detailed in the following table on the next page.

Name of the undertaking	Country	Ccy	% held	Cost	Cost change	Cost	Accumulated impairment	Reversal of impairment / (impairment)	Accumulated impairment	Carrying value	Carrying value	Net equity (1)	Result of 2025
				31.12.25	31.12.24	in 2025	31.12.25	31.12.24	in 2025	31.12.25	31.12.24		
BD Malostranská, a.s.(4)	CZ	CZK	0.00%	5,474	(5,474)	--	--	--	--	5,474	--	--	--
Brno Property Invest XV., a.s.	CZ	CZK	100.00%	1,062	1,985	3,047	(1,062)	(839)	(1,901)	--	1,146	1,146	(84)
Bubny Development, s.r.o. (2)	CZ	CZK	0.00%	173,291	(173,291)	--	--	--	--	173,291	--	--	--
BYTY PODKOVA, a.s.	CZ	CZK	100.00%	67	--	67	--	--	--	67	67	2,120	415
Camuzzi, a.s.	CZ	CZK	100.00%	3,646	801	4,448	(3,646)	(801)	(4,448)	--	--	(184)	116
CPI - Krásné Březno, a.s.	CZ	CZK	100.00%	3,049	599	3,648	(696)	(17)	(713)	2,353	2,935	2,935	(126)
CPI - Land Development, a.s. (2)	CZ	CZK	0.00%	36,641	(36,641)	--	--	--	--	36,641	--	--	--
CPI FIM GOLD, a.s.	CZ	CZK	100.00%	85	422	507	(4)	4	--	81	507	507	--
CPI FIM HOLDING 1, a.s.	CZ	CZK	100.00%	--	331,849	331,849	--	--	--	--	331,849	332,839	(2)
CPI FIM WHITE, a.s. (2)	CZ	CZK	0.00%	85	(85)	--	(4)	4	--	81	--	--	--
CPI Group Services, a.s.	CZ	CZK	100.00%	--	106	106	--	(4)	(4)	--	102	102	20
CPI Park Chabařovice, s.r.o. (2)	CZ	CZK	0.00%	3,485	(3,485)	--	--	--	--	3,485	--	--	--
CPI Park Plzeň, s.r.o. (2)	CZ	CZK	0.00%	6,019	(6,019)	--	--	--	--	6,019	--	--	--
CPI Pigna S.r.l.	IT	EUR	100.00%	3,621	1,040	4,661	(437)	(657)	(1,094)	3,184	3,567	3,567	(657)
CPI Podhorský park, s.r.o.	CZ	CZK	100.00%	11,277	--	11,277	--	--	--	11,277	11,277	25,380	(2,451)
CPI Project Invest and Finance, a.s.	CZ	CZK	100.00%	436,736	331,250	767,986	(91,331)	10,637	(80,694)	345,405	687,292	687,292	(2,031)
CPI REV Italy II S.r.l.	IT	EUR	100.00%	5,637	3,300	8,937	(5,637)	(3,300)	(8,937)	--	--	(80)	(2,591)
CPI South, s.r.o.	CZ	CZK	90.00%	1,603	--	1,603	--	--	--	1,603	1,603	2,326	59
Development Doubovská, s.r.o.	CZ	CZK	75.00%	3,046	--	3,046	(2,773)	593	(2,180)	273	866	866	479
Diana Property Sp. z o.o.	PL	PLN	100.00%	777	--	777	--	--	--	777	777	1,966	75
Estate Grand, s.r.o. (2)	CZ	CZK	0.00%	8	(8)	--	--	--	--	8	--	--	--
Famiaco Limited	CY	EUR	100.00%	1	--	1	(1)	--	(1)	--	--	--	--
Industrial Park Stříbro, s.r.o	CZ	CZK	100.00%	8	--	8	--	--	--	8	8	42	(1)
JIHOVÝCHODNÍ MĚSTO, a.s. (2)	CZ	CZK	0.00%	41,287	(41,287)	--	(31,067)	31,067	--	10,220	--	--	--

Name of the undertaking	Country	Ccy	% held	Cost	Cost change	Cost	Accumulated impairment	Reversal of impairment / (impairment)	Accumulated impairment	Carrying value	Carrying value	Net equity (1)	Result of 2025
				31.12.24	in 2025	31.12.25	31.12.24	in 2025	31.12.25	31.12.24	31.12.25		
Land Properties, a.s. (2)	CZ	CZK	0.00%	28,708	(28,708)	--	(7,392)	7,392	--	21,316	--	--	--
Marki Real Estate Sp. z o.o.	PL	EUR	100.00%	22,282	--	22,282	(18,252)	172	(18,080)	4,030	4,202	4,202	119
MQM Czech, a.s. (2)	CZ	CZK	0.00%	28,615	(28,615)	--	--	--	--	28,615	--	--	--
NOVÁ ZBROJOVKA, s.r.o.	CZ	CZK	0.00%	22,465	(22,465)	--	--	--	--	22,465	--	--	--
Nupaky a.s. (2)	CZ	CZK	0.00%	7,338	(7,338)	--	(2,759)	2,759	--	4,579	--	--	--
ORCO Blumentálská a.s.(5)	SK	EUR	0.00%	2,980	(2,980)	--	(2,980)	2,980	--	--	--	--	--
Orco Bucharest(5)	CY	(No Value)	0.00%	3	(3)	--	(3)	3	--	--	--	--	--
Pietroni, s.r.o.(3)	CZ	CZK	100.00%	--	--	--	--	--	--	--	--	(10,824)	(1,051)
Polygon BC, a.s.	CZ	CZK	100.00%	75,976	--	75,976	--	--	--	75,976	75,976	92,533	5,530
Rezidence Kunratice, s.r.o. (2)	CZ	CZK	0.00%	13	(13)	--	--	--	--	13	--	--	--
Rezidence Pragovka, s.r.o. (2)	CZ	CZK	0.00%	17,079	(17,079)	--	--	--	--	17,079	--	--	--
Strakonice Property Development, a.s.	CZ	CZK	100.00%	292	--	292	(79)	20	(59)	213	233	233	12
STRM Alfa, a.s. (2)	CZ	CZK	0.00%	61,170	(61,170)	--	--	--	--	61,170	--	--	--
STRM Beta, a.s. (2)	CZ	CZK	0.00%	6,368	(6,368)	--	--	--	--	6,368	--	--	--
STRM Gama, a.s.	CZ	CZK	100.00%	8,016	--	8,016	--	--	--	8,016	8,016	18,544	(25)
Vysočany Office, a.s.	CZ	CZK	100.00%	7,606	--	7,606	--	--	--	7,606	7,606	10,638	16
Difference due to rounding to thousand EUR and linking Total to other tables				(1)	2	--	(1)	(1)	(1)	(2)	--		
Total				1,025,815	230,325	1,256,140	(168,124)	50,012	(118,112)	857,691	1,138,028		

(1) Net equity calculation is based on unaudited Financial Statements in accordance with IFRS as adopted by EU

(2) Sold to affiliated undertakings

(3) Acquisition cost is less than 500 EUR

(4) Sold to third party

(5) Liquidated

3.2 - Loans to affiliated undertakings

	2025	2024
Amount due	867,194	3,986,310
Value adjustments	(26,528)	(42,842)
Net value	840,666	3,943,468

The Company provides loans to affiliated undertakings with the interest rate range of 0.48%-11.85% p.a. (2023: 0.48%-15.14% p.a.) and maturity dates until November 2032. The Company provided non-interest bearing loan Karpouzisi S.à r.l., for which the maturity date is not specified, in the amount of EUR 8,043 thousand (2024: EUR 8,043 thousand).

In December 2025, the Company offset provided loan to CPI Property Group S.A. in the amount of EUR 1,987,552 thousand with loans received from parent entity, see Note 7.2.

On 2 March 2026, the Company was informed by parent company CPI Property Group S.A. about changes to the intra-Group financing structure (see Note 23). Therefore, part of the loans provided to affiliated undertakings, in the amount of EUR 704,748 thousand, is reported as loans payable withing year (see Note 4.1). Futhermore, loans provided to Czech Property Investments, a.s. and CPIP Management S.à r.l. were additionally fully repaid too.

Results of value adjustments are reported in Note 17 and Note 22.

3.3 - Participating interests

Name of the undertaking	% held	Cost	Cost change	Cost	Accumulated impairment	Reversal of impairment / (impairment)	Accumulated impairment	Carrying value	Carrying value
	31.12.25	31.12.24	in 2025	31.12.25	31.12.24	in 2025	31.12.25	31.12.24	31.12.25
Uniborc S.A.	35.00%	7,725	--	7,725	(7,725)	--	(7,725)	--	--
Total		7,725	--	7,725	(7,725)	--	(7,725)	--	--

The Net Equity of the undertaking is negative in the amount of EUR 4,197 thousand (2024: EUR -3,020 thousand), therefore the Company applied value adjustment. Results of value adjustments are reported in Note 17 and Note 22.

3.4 - Loans to undertakings with which the undertaking is linked by virtue of participating interests

	2025	2024
Amount due	9,612	9,164
Value adjustments	--	(3,020)
Net value	9,612	6,144

As at 31 December 2025, the Company provided loans to Uniborc S.A. with an interest rate of 3M EURIBOR + 2.28 % p.a. (2024: 3M EURIBOR + 2.28% p.a.) and maturity date in May 2028. Uniborc S.A. fully repaid loans in February 2026, see Note 17, 22 and 24).

3.5 - Investments held as fixed assets

Name	State	Ccy	% held	Cost	Cost change	Cost	Accumulated impairment	Reversal of impairment (impairment)	Accum. Impairment	Carrying value	Carrying value
			as at	31.12.24	in 2025	31.12.25	31.12.24	in 2025	31.12.25	31.12.24	31.12.25
Other undertakings*	MCO	EUR	0.10%	9	--	9	(4)	(3)	(7)	5	2
IT000545313	ITA	EUR	--	118,808	(11,605)	107,203	--	--	--	118,808	107,203
Total										118,813	107,205

*The Company uses the Net Equity method for the valuation of non-tradable shares.

IT000545313 Asset-Backed Variable Return Notes of CPI Italy 130 SPV S.r.l.

The Company subscribed notes of Partly Paid Asset Backed Variable Return Notes issued by investments vehicle CPI Italy 130 SPV S.r.l. in total nominal value EUR 300 million in September 2021 with initial investment of EUR 120,234 thousand. In 2025 the Company paid no additional investment (2024: nil) and received partly repayment in the amount of EUR 11,605 thousand (2024: EUR 2,090 thousand). The notes are repayable on 30 September 2031. Initial maturity date could be extended until 30 September 2036.

3.6 - Other loans

As at 31 December 2025, the Company recognises deposit in the amount of EUR 146 thousand (2024: EUR 146 thousand).

NOTE 4 - CURRENT ASSETS

4.1 - Amounts owed by affiliated undertakings becoming due and payable within one year

The amounts owed by affiliated undertakings becoming due and payable within one year contain principals, accrued interest, other receivables and trade receivables on amounts owed by affiliated undertakings.

As the cash-pool leader, the Company recognised the provided cash pool principal and interest balance within "Other" items. As at 31 December 2025, the cash-pool provided principal is EUR 56,337 thousand (2024: EUR 60,297 thousand) with the interest of EUR 472 thousand (2024: EUR 416 thousand).

	2025				2024			
	Principal	Interest	Other	Total	Principal	Interest	Other	Total
Amount due	720,302	53,812	328,750	1,102,864	20,850	120,874	74,036	215,760
Value adjustments	(19,338)	(8,332)	(9)	(27,679)	(3,909)	(2,002)	(1)	(5,912)
Net value	700,967	45,480	328,741	1,075,185	16,941	118,872	74,035	209,848

Provided loans bear interest within range from 1.40% p.a. to 13.83% p.a. (2024: 1.47%-7.97% p.a.).

4.2 - Amounts owed by affiliated undertakings becoming due and payable after more than one year

The amounts owed by affiliated undertakings becoming due and payable after more than one year contain accrued interest that is payable together with principal. The Company concluded several interest-bearing assignments contracts within CPIPG Group, reported as "Other".

	2025				2024			
	Principal	Interest	Other	Total	Principal	Interest	Other	Total
Amount due	--	57,699	82,934	140,633	--	51,120	117,911	169,031
Value adjustments	--	--	--	--	--	--	--	--
Net value	--	57,699	82,934	140,633	--	51,120	117,911	169,031

4.3 - Amounts owed by undertakings with which the undertaking is linked becoming due and payable within one year

The amounts owed by undertakings with which the undertaking is linked becoming due and payable within one year have been considered as follows:

	2025				2024			
	Principal	Interest	Other	Total	Principal	Interest	Other	Total
Amount due	--	71	--	71	--	84	--	84
Value adjustments	--	--	--	--	--	--	--	--
Net value	--	71	--	71	--	84	--	84

4.4 - Other debtors becoming due and payable within one year

The amounts owed by other debtors becoming due and payable within one year have been considered as follows:

	2025					2024				
	Principal	Interest	Other	Tax authorities	Total	Principal	Interest	Other	Tax authorities	Total
Amount due	--	--	1,059	--	1,059	--	--	839	370	1,209
Value adjustments	--	--	(819)	--	(819)	--	--	(819)	--	(819)
Net value	--	--	240	--	240	--	--	20	370	390

NOTE 5 - CAPITAL AND RESERVES**Subscribed capital and share premium account**

As at 31 December 2025 and 2024, the subscribed capital of the Company of EUR 13,145,076.29 is represented by 1,314,507,629 ordinary shares. The shares of the Company have a par value of EUR 0.01 per share and are fully paid. Each share is entitled to a prorata portion of the profits and share capital of the Company, as well as to a voting right and representation at the time of a general meeting, all in accordance with statutory and legal provisions.

Legal reserve

In accordance with the Commercial Company Law, the Company must appropriate to the legal reserve a minimum of 5% of the annual net profit until such reserve equals 10% of the subscribed capital. Distribution in form of dividends of the legal reserve is prohibited.

Movements in capital and reserves

	Subscribed capital	Share premium account	Legal reserve	Profit / loss brought forward	Profit / loss for the financial year	TOTAL
As at 31 December 2024	13,145	784,670	448,132	(292,498)	27,131	980,580
AGM on 31 May 2025 – allocation of 2024 result	--	--	--	27,131	(27,131)	--
Profit for the financial year	--	--	--	--	399,999	399,999
As at 31 December 2025	13,145	784,670	448,132	(265,367)	399,999	1,380,579

NOTE 6 - AMOUNTS OWED TO CREDIT INSTITUTIONS

The Company concluded credit facility agreements in the total credit frame of EUR 7,864 thousand (2024: EUR 11,183 thousand) to grant funds for financing cash requirements of the CPIPG Group, with banks within Société Générale Group and OTP Banky Nyrt. As at 31 December 2025, unpaid arrangement and commitment fees are in the total amount of EUR 3 thousand (2024: EUR 8 thousand).

NOTE 7 - AMOUNTS OWED TO AFFILIATED UNDERTAKINGS**7.1 - Amounts owed to affiliated undertakings, becoming due and payable within one year**

The Company, as a cash-pool leader, recognised cash-pool open balance as at 31 December 2025 as the other amounts owed to affiliated undertakings. The Company increased stakes in several Czech undertakings from German undertaking in the amount of EUR 313,121 thousand (2024: EUR 313,121 thousand), reported as "Other". The following amounts owed to affiliated undertakings are considered:

	2025	2024
Principal	933,843	123,276
Interest	31,372	103,785
Other	356,862	351,831
Cash-pool principal	41,679	37,163
Cash-pool interest	450	287
Trade	1,505	1,871
Other	313,228	312,510
Total	1,322,077	578,892

On 2 March 2026, the Company was informed by parent company CPI Property Group S.A. about changes to the intra-Group financing structure (see Note 23). Therefore, loan provided by parent company, in the amount of EUR 835,505 thousand, is reported as loans payable withing year (see Note 7.2).

7.2 - Amounts owed to affiliated undertakings, becoming due and payable after more than one year

	2025	2024
Principal	718,986	3,845,928
Other	--	--
Total	718,986	3,845,928

The Company received loans with interest rate range of 0.00% - 6.00% p.a. (2024: 0.00% - 9.0%p.a.) and maturity dates up to 31 December 2030.

In December 2025, the Company offset received loan from CPI Property Group S.A. in the amount of EUR 1,686,304 thousand with loans provided to parent entity, see Note 3.2.

On 2 March 2026, the Company was informed by parent company CPI Property Group S.A. about changes to the intra-Group financing structure (see Note 23). Therefore, loan provided by parent company, in the amount of EUR 835,505 thousand, is reported as loans payable withing year (see Note 7.1).

NOTE 8 - OTHER OPERATING INCOME

Other operating income includes mainly administrative service fees provided across the Group. The Company also received reimbursement of flights rendered within CPIPG Group through the flight service agreement entered in 2024 (see Note 23).

	2025	2024
Administrative services	267	947
Flight services	3,877	3,988
Others	77	72
Total	4,221	5,007

NOTE 9 - OTHER EXTERNAL EXPENSES

	2025	2024
Rental, maintenance and repairs	375	253
Financial services	137	134
Bank fees	36	50
Professional fees - management fee	765	663
Professional fees:	518	409
legal fee	101	31
audit fee	237	347
advisory fee	100	21
other fee	80	10
Insurance fee	1	1
Advertising, publications, public relations	34	16
Travelling costs	46	15
Other various fees	18	24
Total	1,930	1,565

NOTE 10 - STAFF COSTS

The Company had 9 employees in 2025 (2024: 10).

	2025	2024
Wages and salaries	983	647
Social security costs	128	117
Total	1,111	764

NOTE 11 - VALUE ADJUSTMENTS IN RESPECT OF CURRENT ASSETS

	2025	2024
Affiliated undertakings	(13,674)	(35)
Other	(6)	235
Total	(13,680)	200

The positive value represents partial release of value adjustments.

NOTE 12 - OTHER OPERATING EXPENSES

	2025	2024
Flight services	5,040	5,074
Directors fee	61	62
Other	1,016	255
Total	6,117	5,391

NOTE 13 - INCOME FROM PARTICIPATING INTERESTS DERIVED FROM AFFILIATED UNDERTAKINGS

Income from participating interests derived from affiliated undertakings is as follows:

	2025	2024
Dividend	12	40
Gain from disposal of undertakings (to affiliated undertakings)	295,356	--
Total	295,368	40

NOTE 14 - INCOME FROM OTHER INVESTMENTS AND LOANS FORMING PART OF THE FIXED ASSETS**14.1 - Derived from affiliated undertakings**

The loans forming part of the fixed assets generated interest income of EUR 207,397 thousand in the year 2025 (2024: EUR 237,709 thousand) and gain from disposal of loans in the amount of EUR 0 thousand (2024: EUR 8,435 thousand).

14.2 - Other income not from affiliated undertakings

The loans forming part of the fixed assets provided to interest participating and other parties generated interest income of EUR 435 thousand (2024: EUR 595 thousand).

The Company received variable income from notes of Partly Paid Asset Backed Variable Return Notes issued by investments vehicle CPI Italy 130 SPV S.r.l. (see Note 3.5) in the amount of EUR 89 thousand (2024: 321 thousand).

NOTE 15 - OTHER INTEREST RECEIVABLE AND SIMILAR INCOME**15.1 - Derived from affiliated undertakings**

	2025	2024
Interest	15,064	22,662
Foreign currency exchange gains	14,093	5,289
Fair value of FX forward contract	--	41
Gains from the disposal of receivables from current assets	--	448
Other	453	404
Total	29,610	28,844

15.2 - Other interest and similar income

	2025	2024
Interest	2,772	1,465
Foreign currency exchange gains	1,780	1,364
Other	44	58
Total	4,596	2,887

NOTE 16 - VALUE ADJUSTMENTS IN RESPECT OF FINANCIAL ASSETS AND OF INVESTMENTS HELD AS CURRENT ASSETS

Value adjustments of financial assets are as follows:

	2025	2024
Shares	50,009	(87,112)
Loans	11,238	3,153
Affiliated undertakings	8,218	4,568
Other	3,020	(1,415)
Total	61,247	(83,959)

The positive value is decrease of value adjustments, the negative value is increase of value adjustments.

NOTE 17 - INTEREST PAYABLE AND SIMILAR EXPENSES**17.1 - Concerning affiliated undertakings**

	2025	2024
Interest	122,630	150,970
Foreign currency exchange losses	6,630	12,901
Loss on sale of shares in affiliated to third party	32	--
Loss on sale of shares in affiliated to affiliated undertakings	33,158	--
Loss on disposal of shares in affiliated due to liquidation	2,983	--
Loss on disposal amounts owed by affiliated due to liquidation	13,011	--
Loss on sales of amounts owed by affiliated to affiliated undertakings	21	--
Other	433	49
Total	178,898	163,920

17.2 - Other interest and similar expenses

	2025	2024
Interest	6	3
Foreign currency exchange losses	1,016	1,140
Loss on SPOT transactions	108	43
Other	82	72
Total	1,212	1,258

NOTE 18 - TAX ON PROFIT OR LOSS

The Company is subject to Luxembourg income tax and Net wealth tax. Income tax was nil in 2025 and 2024.

	2025	2024
Net wealth tax	5	25
Other tax	--	20
Total	5	45

NOTE 19 - OFF BALANCE SHEET COMMITMENTS

In relation to the strategy of developing its financing activity, the Company signed several credit facility agreements.

The Company has provided credit facility to following entities:

Type of entity	Drawdown Limit	2025	Drawdown Limit	2024
Affiliated undertakings	3,582,440,000	CZK	5,170,440,000	CZK
	467,000,000	EUR	471,730,608	EUR
Affiliated undertakings – entities in CPI Group	25,975,100,000	CZK	28,337,135,272	CZK
	1,397,200,000	EUR	4,004,031,540	EUR

Type of entity	Drawdown Limit	2025	Drawdown Limit	2024
	199,700,000	GBP	201,891,694	GBP
	62,325,200,000	HUF	62,325,240,000	HUF
	150,000,000	RON	150,000,000	RON
	--	USD	2,900,000	USD
	880,000,000	AED	280,000,000	AED
Others (participating interests, related)	15,100,000	EUR	314,416,824	EUR

The Company has been provided credit facility agreements from following entities:

Type of entity	Drawdown Limit	2025	Drawdown Limit	2024
Affiliated undertakings	149,000,000	CZK	269,000,000	CZK
	302,500,000	EUR	302,500,000	EUR
	23,300,000	PLN	--	PLN
Affiliated undertakings – entities in CPI Group	4,711,800,000	CZK	4,670,800,000	CZK
	3,263,000	EUR	4,994,883,485	EUR

NOTE 20 - REMUNERATION OF THE MEMBERS OF THE BOARD OF DIRECTORS

The Board attendance compensation for the year 2025 amounts to EUR 61,000 (2024: EUR 62,000). The Annual General Meeting held on 28 May 2014 resolved to approve, with the effect as of 1 January 2014, the payment of attendance fees to all independent, non-executive Directors of the Company in the amount of EUR 3,000 per calendar month as a base fee and empowered the Board of Directors to decide at its sole discretion about the payment of additional fees up to EUR 3,000 per calendar month to independent, non-executive Directors of the Company.

NOTE 21 - RELATED PARTY TRANSACTIONS

The Company considers entities reported as affiliated undertakings:

- entity, that are owned by the Company (directly or indirectly),
- related party owned directly or indirectly by CPI Property Group S.A.

The Company considers related party reported as other:

- Mr. Radovan Vitek and related party owned by Mr. Radovan Vitek, the ultimate beneficial owner of the Company.

Entity owned by the Company (directly or indirectly) in 2025

Transactions with these partners are part of Notes 3.1, 3.2, 3.3, 3.4, 4.2, 4.3, 4.4, 7.1, 7.2, 12, 14, 15.1, 15.2, 16.1, 17 and 18.1.

Brno Property Invest XV., a.s.	CPI Podhorský Park, s.r.o.	Marki Real Estate sp. z o.o.
Bubny Development, s.r.o.	CPI Project Invest and Finance, a.s.	MQM Czech, a.s.
BYTY PODKOVA, a.s.	CPI REV Italy II S.r.l.	NOVÁ ZBROJOVKA, s.r.o.
Camuzzi, a.s.	CPI South, s.r.o.	Nupaky a.s.
CD Property s.r.o.	Darilia, a.s.	Pietroni, s.r.o.
CPI - Krásné Březno, a.s.	Development Doupovská, s.r.o.	Polygon BC, a.s.
CPI - Land Development, a.s.	Diana Property Sp. z o.o.	Rezidence Kunratice, s.r.o.
CPI FIM GOLD, a.s.	Equator IV Offices sp. z o.o.	Rezidence Pragovka, s.r.o.
CPI FIM HOLDING 1, a.s.	Estate Grand, s.r.o.	Strakonice Property Development, a.s.
CPI FIM HOLDING 3, a.s.	Eurocentrum Offices sp. z o.o.	STRM Alfa, a.s.
CPI FIM WHITE, a.s.	FAMIACO ENTERPRISES COMPANY LIMITED	STRM Beta, a.s.
CPI Group Services, a.s.	Industrial Park Stříbro, s.r.o.	STRM Gama, a.s.
CPI Park Chabařovice, s.r.o.	JIHOVÝCHODNÍ MĚSTO, a.s.	Uniborc S.A.
CPI Park Plzeň, s.r.o.	Land Properties, a.s.	Vysočany Office, a.s.
CPI Park Žďárek, a.s.	Les Mas du Figuiet	WFC Investments sp. z o.o.

Related party owned directly or indirectly by CPI Property Group S.A., with them the Company recognised transactions in 2025 and 2024

Related party owned by Mr. Radovan Vitek reported as other

Transactions with these partners are part of Notes 8.

Aspermont S. à r.l.
Boville S. à r.l.
CPIPG Holding S.à r.l.
Efimacor S.à r.l.
Larnoya Invest S.à r.l.
Logan Estates S.à r.l. – Ed Hughes
Ravento S.à r.l.
Senales Invest S.à r.l.

Other related party reported as Other linked by management of the Company – investments vehicle

Transactions with these partners are part of Notes 3.5 and 15.2.

CPI Italy 130 SPV S.r.l.

NOTE 22 - LITIGATIONS**Kingstown dispute in Luxembourg**

On 20 January 2015, the Company was served with a summons containing petition of the three companies namely Kingstown Partners Master Ltd. of the Cayman Islands, Kingstown Partners II, LP of Delaware and Ktown LP of Delaware (together referred to as „Kingstown“), claiming to be the shareholders of CPI FIM SA, filed with the Tribunal d'Arrondissement de et a Luxembourg (the “Luxembourg Court”). The petition seeks condemnation of the Company together with CPI FIM SA and certain members of CPI FIM SA's board of directors as jointly and severally liable to pay damages in the amount of EUR 14.5 million and compensation for moral damage in the amount of EUR 5 million. According to Kingstown's allegation the claimed damage has arisen as a consequence of inter alia alleged violation of CPI FIM SA's minority shareholders rights.

To the best of the Company's knowledge, Kingstown was not at the relevant time a shareholder of the Company. Therefore, and without any assumption regarding the possible violation, the Company believes that it cannot be held liable for the violation of the rights of the shareholders of another entity.

The Management of the Company has been taking all available legal actions to oppose these allegations in order to protect the corporate interest as well as the interest of its shareholders. Accordingly, the parties sued by Kingstown raised the exceptio iudicatum solvi plea, which consists in requiring the entity who initiated the proceedings and who does not reside in the European Union or in a State which is not a Member State of the Council of Europe to pay a legal deposit to cover the legal costs and compensation procedure. On 19 February 2016 the Luxembourg Court rendered a judgement, whereby each claimant has to place a legal deposit in the total amount of EUR 90 thousand with the “Caisse de Consignation” in Luxembourg in order to continue the proceedings. Kingstown paid the deposit in January 2017, and the litigation is pending. In October 2018, Kingstown's legal advisers filed additional submission to increase the amount of alleged damages claimed to EUR 157.0 million, without prejudice to interest. The Company continues to believe the claim is without merit.

On 21 June 2019 the Company received a first instance judgment, which declared that a claim originally filed by Kingstown in 2015 was null and void against CPIPG. The Court dismissed the claim against CPIPG because the claim was not clearly pleaded (“libellé obscur”). Specifically, Kingstown did not substantiate or explain the basis of their claim against CPIPG and failed to demonstrate how CPIPG committed any fault.

In December 2020, the Luxembourg Court declared that the inadmissibility of the claim against the Company and certain other defendants has not resulted in the inadmissibility of the litigation against the Company's subsidiary CPI FIM SA and the remaining defendants. Some defendants have decided to appeal against this judgment of which declared the claim admissible against CPI FIM SA. On 28 March 2023 the court of appeal has rejected the appeal. The case will be heard on the merits before the first instance Luxembourg Court during 2026. The first instance judgement is also expected in 2026.

Disputes related to warrants issued by the Company

CPI FIM SA was sued by holders of the warrants holders of 2014 Warrants registered under ISIN code XS0290764728 (the “2014 Warrants”). The first group of the holders of the Warrants sued CPI FIM for approximately EUR 1.2 million in relation to the Change of Control Notice published by CPI FIM SA, notifying the holders of the 2014 Warrants that the Change of Control, as defined in the Securities Note and the Summary for the 2014 Warrants, occurred on 8 June 2016. The second holder of the 2014 Warrants sued CPI FIM SA for approximately EUR 1 million in relation to the alleged change of control which allegedly occurred in 2013. These litigations are pending. CPI FIM SA is defending itself against these lawsuits.

It is reminded that in accordance with the judgement of the Paris Commercial Court pronounced on 26 October 2015 concerning the termination of the CPI FIM SA's Safeguard Plan, liabilities that were admitted to the Safeguard, but are conditional or uncalled (such as uncalled bank guarantees, conditional claims of the holders of 2014 Warrants registered under ISIN code XS0290764728, provided that they were admitted to the Safeguard plan), will be paid according to their contractual terms. Pre-Safeguard liabilities that were not admitted to the CPI FIM SA's Safeguard will be unenforceable. As such, only claims of holders of the 2014 Warrants, whose potential claims were admitted to the CPI FIM SA's Safeguard Plan, could be considered in respect of the present Change of Control. Claims of holders of the 2014 Warrants that were not admitted to the CPI FIM SA's Safeguard will be unenforceable against CPI FIM SA. To the best of Company's knowledge, none of the holders of the 2014 Warrants who sued CPI FIM SA filed their claims 2014 Warrants related claims in the CPI FIM SA's Safeguard Plan.

On 9 March 2023 the Luxembourg Court issued a judgment, rejecting the claims of the holders of the 2014 Warrants. The Luxembourg Court confirmed that any claim in relation to the change of control provision had to be made, in accordance with the provisions of the Paris Commercial Code, within 2 months as from the date of publication of the judgement opening the Safeguard Procedure in the French Official Gazette. Since the claimants did not comply with this obligation, their claim for payment under the change of control provision is not well-founded and has to be rejected. The claimants did not appeal and the case is closed now.

NOTE 23 - POST BALANCE SHEET EVENTS

Uniborc S.A. acquisition

In January 2026, the Company purchased 65% stake in UNIBORC S.A. from third party at price EUR 28,736 thousand. In February 2026, UNIBORC S.A. fully repaid all loans provided by the Company.

Intra-Group financing changes

The Company was informed on 2 March 2026 that our parent company, CPI PROPERTY GROUP S.A., will implement changes to the intra-Group financing structure. During H1 2026, all or substantially all of the intra-Group loans provided by the Company to other Group companies will be repaid. As a result, the Company will cease to provide loans to entities within the Group. The parent company nominated CPIPG Management S.à r.l. as the new loan provider.

After this announcement, the Company repaid loan to the parent company. Simultaneously the Company started receiving repayments of loan from entities within CPIPG Group. At the forefront loans provided to Czech Property Investments, a.s. and CPIPG Management S.à r.l. were repaid.

The Company has for object the taking of participating interests in real estate companies within Europe and the management, control and development of properties for its own portfolio or intended to be sold in the ordinary course of business.

There have been other material post balance sheet events that would require disclosure or adjustment to these annual accounts.