

MANAGEMENT REPORT

H1 2017



SOPHARMA GROUP

29 August 2017

I. General information about Sopharma Group

1. Main activities

Sopharma Group (the Group) is a leading Bulgarian producer, exporter and local distributor of pharmaceutical products with a strong presence in Eastern and South-eastern Europe, offering a wide range of prescription medicines and OTC products.

The Group operates in the following areas:

- production of pharmaceutical products including medicines, primarily generics, herbal-based substances and food supplements, which is primarily done by Sopharma Group (the Group) and to a lesser extent by its production subsidiaries including Unipharm AD and Medika AD in Bulgaria, and PAT Vitamins in Ukraine;
- distribution of pharmaceuticals, medical supplies, sanitary materials, vitamins, food supplements and cosmetics, which is mainly performed by Sopharma Trading in Bulgaria, Briz SIA in the Baltic region, and Brititrade SOOO in Belarus;
- production and distribution of non-pharmaceutical products, primarily medical supplies such as syringes and other disposables used in medicine, which is mainly performed by Momina Krepost AD, and other complementary activities to the production of pharmaceutical products and distribution of pharmaceutical products.

2. Registration of the Group

Sopharma Group is a Group registered in Bulgaria under the Provisions of the Commercial Act, with its registered office in Sofia, 16Iliensko shose str.

Sopharma Group was established in 1933. The court registration of the Group is from 15.11.1991, decision №1 / 1991 of Sofia City Court. Sopharma Group is a public Group under the Public Offering of Securities Act.

The Group conducts the production and marketing of medicinal substances and dosage forms; research, engineering and implementation activities in the field of phytochemistry, chemistry and pharmacy. Sopharma Group provides services related to production, as well as to ancillary and supporting activities.

The Group has marketing authorizations under the Law on Medicines and Pharmacies in Human Medicine for all products of its manufacturing portfolio.

3. Controlled companies

Sopharma Group consists of Sopharma AD and 42 subsidiaries, directly or indirectly controlled by the Company. In addition the Group has investments in 5 joint ventures, and 2 associated companies.

Group	Interest as at 30.06.2017 in %
Sopharma Trading AD, Sofia, Bulgaria	72.61
Biopharm Engineering AD, Sliven, Bulgaria	97.15
Pharmalogistica AD, Sofia, Bulgaria	89.39
Elektroncommerce EOOD, Sofia, Bulgaria	100.00
Sopharma Buildings REIT, Sofia, Bulgaria	40.38
Momina Krepost AD, Veliko Tarnovo, Bulgaria*	93.54
Unipharm AD, Sofia, Bulgaria	96.68
Phyto Palauzovo AD, Kazanluk, Bulgaria**	95.00
Sopharmacy EOOD, Sofia, Bulgaria**	72.61
Sopharmacy 2 EOOD, Sofia, Bulgaria**	72.61
Sopharmacy 3 EOOD, Sofia, Bulgaria**	72.61
Sopharmacy 4 EOOD, Sofia, Bulgaria**	72.61
Sopharmacy 5 EOOD, Sofia, Bulgaria**	72.61
Sopharmacy 6, EOOD, Sofia, Bulgaria**	72.61
Sopharmacy 7, EOOD, Sofia, Bulgaria**	72.61
Sopharmacy 8, EOOD, Sofia, Bulgaria**	72.61
Medica AD, Sofia, Bulgaria	97.96
Veta Pharma AD, Veliko Tarnovo, Bulgaria	68.05
PAT Vitamini, Uman, Ukraine	99.56
Sopharma Poland LLC, Warsaw, Poland in Liquidation	60.00
Sopharma Warsaw Sp. z. o. o, Warsaw, Poland	100.00
Sopharma Trading d.o.o. Belgrade	72.61
BRIZ ZAO, Riga, Latvia	66.13
Brititrade SOOO, Minsk, Belarus**	52.90
Tabina SOOO, Minsk, Belarus **	62.82
Brizpharm SOOO, Minsk, Belarus**	33.40
Alean ODO, Minsk, Belarus**	62.96
Sopharma Ukraine, Kiev, Ukraine	100.00
OOO Med-dent, Bobruisk, Belarus***	50.00
OOO Pharmacist Plus, Minsk, Belarus**	33.73
Vestpharm ODO, Grodno, Belarus **	52.90
BelAgroMed ODO, Grodno, Belarus **	52.90

Sopharma Group

BOOO SpetzApharmacia, Bobruisk, Belarus***	50.00
ZAO TBS Pharma, Vilnius, Lithuania**	33.73
OOO Bellerofon, Minsk, Belarus***	50.00
TOO Sopharma Kazakhstan, Almaty, Kazakhstan	100.00
ZAO Interpharm, Vitebsk, Belarus***	59.52
OOO Ivem and K, Minsk, Belarus***	50.00
OOO Ariens, Polotzk, Belarus***	50.00
OOO Danapharm, Brest, Belarus**	48.94
OOO Galenapharm, Pinsk, Belarus**	48.94
ODO Medjel, Minsk, Belarus**	48.94
ODO Alenpharm-Plus, Belarus**	48.94
OOO Pharmateia, Minsk, Belarus***	17.85
OOO Mobil Line, Borisov, Belarus**	47.61
ODO Salius Line, Grodno, Belarus**	48.94
Rap Pharma International OOD, Kishinev, Moldova	51.00

*effective interest in percent

**indirect interest

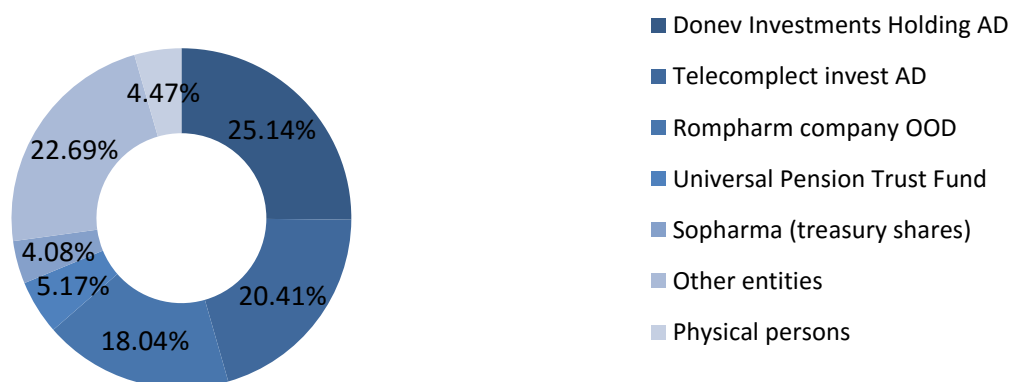
***joint venture

4. Management board

Sopharma Group has a one tier management system with a Board of Directors of five members as follows: Ognian Donev, PhD - Chairman and members Vessela Stoeva, Alexander Tchaushev, Andrey Breshkov and Ognian Palaveev. The Group is represented and managed by the Executive Director Ognian Donev, PhD.

Members of the key management personnel of the Group include the disclosed in Note №1 Executive Director and members of the Board of Directors of the Group. Additionally, it includes the executive directors, the board of directors and the managers of subsidiaries of the Group.

5. Shareholder structure as at 30 June 2017



6. Employees

As at 30.06.2017, the average number of employees of Sopharma Group is 4 534 (compared to 4 543 in 2016). The average number of employees of Sopharma AD as at 30.06.2017 is 1 860 (at 1 853 in 2015) and of Sopharma Trading AD is 744 (compared to 728 in 2016).

The training programs offered to employees of the Company aim to develop employee competencies. The training policy is specifically aimed at providing high professional knowledge as well as in relation to the requirements for health and safety at work.

Employees are entitled to the higher additional remuneration required by applicable law on overtime, night shifts and work on Saturdays, Sundays and holidays. Employees who work under specific, harmful or dangerous conditions receive personal protective equipment and allowances.

II. Recent developments

1. Industrial activity

Sopharma Group has twelve manufacturing facilities, which are compliant with EU regulations and are located in Bulgaria and one facility in the Ukraine certified and acknowledged by the local authorities and all countries from the CIS. With the exception of the facility in the Ukraine all other facilities have been examined and certified according to the EU GMP.

The production activities of the Group are carried out and developed in the following areas:

- Production of pharmaceutical products;

- Substances and preparations based on vegetable raw materials (phytochemical production);
- Veterinary vaccines;
- Infusion solutions;
- Concentrates for hemodialysis;
- Medical disposable products for human and veterinary medicine;
- Injection molded products for the industry, agriculture and households.

The Company has a portfolio of more than 210 products: mainly generics and 15 original products, of which 12 products are phyto-based. The original products of the Group (and in particular Carsil and Tempalgin) are key contributors to its revenue from export markets, while for the domestic sales the most important products are generics, of which the leading drug is Analgin.

2. Distribution











Sopharma Trading AD

The company is a leading distributor of pharmaceutical products and cosmetics in Bulgaria with a market share of pharmaceutical products of 21% (according to IMS). Sopharma Trading is the only distributor on the Bulgarian market of particular pharmaceutical products for several leading international pharmaceutical and other companies the field of healthcare such as Amgen, Astra Zeneca, GE Healthcare, Johnson and Johnson, Abbot Diagnostics, Hartmann, Novartis and Novo Nordisk.








The Group offers more than 10 000 products (particularly pharmaceutical products, medical equipment and devices, accessories, cosmetics, vitamins and food supplements) in its portfolio, including the brands of Sopharma, and holds exclusive rights for Bulgaria over brands of strategic partners such as Aboca, Colief, Jamieson, Planter's, Premax, Skincode, SVR Laboratories, US Pharmacia and Wyeth, specialized services (such as software solutions for pharmacies and advice and consulting services) and national logistics services. Sopharma Trading cooperates with more than 400 partners and over 3 000 clients.

3. Revision of the activities of the Group and the main risks it faces

Risks relating to the Group's business and the industry the Group operates in

-  The Group faces significant competition.
-  Reputation of the Group may be adversely affected by untrue or misleading information available on websites containing the name “Sopharma”, including www.sopharma.com, which have not been authorized by the Group.
-  The Group is dependent on regulatory approvals.
-  Government regulations affecting the Group's business may change, thus possibly increasing compliance costs or otherwise affecting its operations.
-  Part of the Group's revenues, in particular in Bulgaria, depend on the inclusion of the Group's medicines on reimbursement lists.
-  The Group's production facilities and processes are subject to strict requirements and regulatory approvals that may delay or disrupt the Group's operations.
-  The Group's ability to pay dividends depends on a number of factors and there can be no assurance that the Group will be able to pay dividends in accordance with its dividend policy or at all in any given year.
-  The Group is subject to operational risk, which is inherent to its business activities.
-  The Group is subject to numerous environmental and health and safety laws and regulations and is exposed to potential environmental liabilities.
-  Litigation or other out-of-court proceedings or actions may adversely affect the Group's business, financial condition and results of operations.

Risks relating to Bulgaria and other markets in which the Group operates

-  The macroeconomic environment, particularly in Bulgaria, Russia and Ukraine, has a significant effect on the Group's operations and position.
-  The political environment in Bulgaria has a significant effect on the Group's operations and financial condition.
-  The political environment in the Group's export markets, especially in Russia and Ukraine, has a significant effect on the Group's operations and financial condition.
-  Risks related to the Bulgarian legal system.
-  Developing legal frameworks in some countries in which the Group sells its products, in particular Russia and Ukraine, may negatively impact the Group's operations in such countries.
-  Risks relating to exchange rates and the Bulgarian Currency Board.
-  Interpretations of tax regulations may be unclear and tax laws and regulations applicable to the Group may change.

Currency risk

The Group companies carry out their activities in active exchange with foreign suppliers and customers and are therefore exposed to currency risk.

Through the companies in Belarus and Ukraine, the group carries out business operations in these countries and, accordingly, has substantial exposures in Belarusian rubles and Ukrainian hryvnia. The currency risk is related to the negative movement of the exchange rates of these currencies against the Bulgarian lev in the future business operations, the recognized assets and liabilities in foreign currency and the net investments in foreign companies. The rest of the companies abroad are selling mainly on local markets, leading to currency risk and against their currencies - Polish zloty, Lithuanian litas, US dollars, British pounds and Kazakhstan tenge, and for Kazakhstan the Group minimizes risk through forward transactions.

Most of the operations of the Group companies are usually denominated in Bulgarian leva and the Bulgarian lev is fixed to the euro, which reduces the potential currency volatility for these companies in the Group.

To control the currency risk, a system is in place throughout the Group for import planning, for foreign currency sales, as well as procedures for day-to-day monitoring of movements in the US dollar exchange rate and for control over pending payments. The exposures of the subsidiaries in Bulgaria to currency risk are insignificant as almost all sales are realized on the local market in Bulgarian leva. Imports of goods are fully realized in euro. Loans when denominated in foreign currency are mainly denominated in euro.

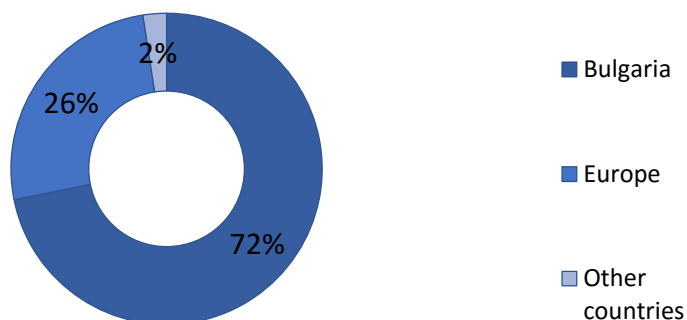
4. Analysis of the activities

Indicator	1-6/2017 BGN '000	1-6/2016 BGN '000	Change %
Revenues from sales	470 300	423 732	11.0%
EBITDA	48 802	35 542	37.3%
Operating profit	33 743	22 075	52.9%
Net profit	29 993	26 253	14.2%
CAPEX	10 800	11 624	-7.1%
	30.06.2017 BGN '000	30.06.2017 BGN '000	
Non-current assets	415 158	416 599	-0.3%
Current assets	489 514	442 622	10.6%
Owners' equity	502 406	491 223	2.3%
Non-current liabilities	49 467	53 842	-8.1%
Current liabilities	352 799	314 156	12.3%

Indicator	1-6/2017	1-6/2016
EBITDA/Revenues from sales	10,4%	8,4%
Operating profit /Revenues from sales	7,2%	5,2%
Net profit/ Revenues from sales	6,4%	6,2%
Debt/Equity	0,80	0,82
Net debt/EBITDA (annualized)	2,7x	3,3x

Revenue from sales of the Group increase by BGN 46.6 million or 11%, reaching BGN 470.3 million in H1 2017 compared to BGN 423.7 million in H1 2016. Sales of goods increased by BGN 30.8 million or 10%, reaching BGN 346 million in H1 2017 compared to BGN 315.2 million in H1 2016. Sales of finished products increase by 15.8 million BGN, or 15%, to BGN 124.3 million in H1 2017 compared to BGN 108.5 million in H1 2016.

Distribution of sales revenues by geographic region

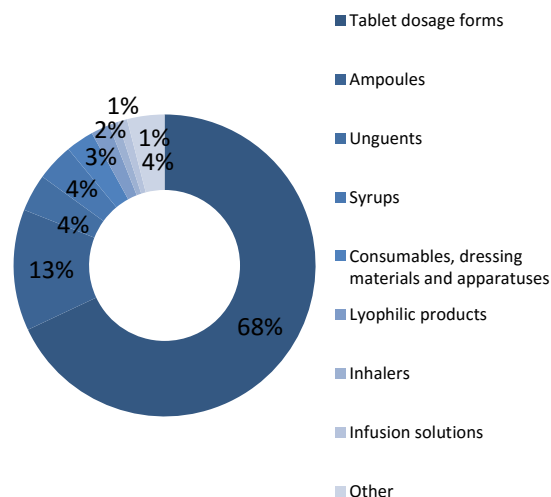


The contribution of sales in Bulgaria to the consolidated sales revenue in H1 2017 amounted to 72%, increasing by 10% compared to the same period of 2016. Sopharma has a 4% share of the Bulgarian pharmaceutical market in terms of value and a 14% share in terms of sold quantity (units). The positions of the main competitors of the Company in the country are as follows: Novartis – 7% (4% in units), Roche – 6% (0.3% in units), Actavis – 6% (11% in units), GlaxoSmithKline – 4% (3% in units), Abbvie – 4% (0% in units), Sanofi-Aventis – 4% (3% in units), Astra Zeneca – 3% (1% in units), Pfizer – 3% (1% in units), Bayer – 3% (2% in units).

Sales by type of formulation

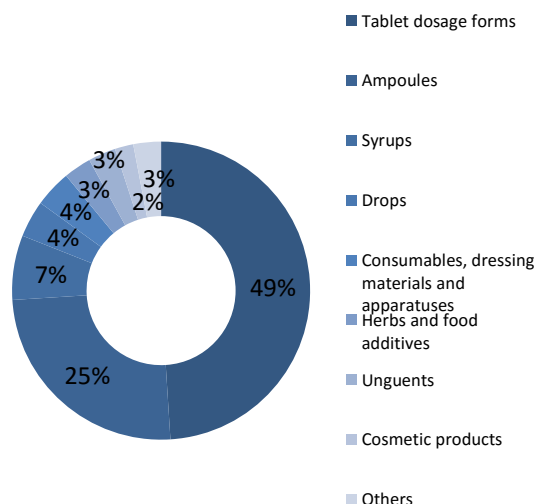
The types of formulation with the highest share in the volume of sales are tablet forms, followed by ampoules, syrups, unguents, lyophilic products and others.

Revenue earned from sale of finished products	1-6/2017 BGN '000	1-6/2016 BGN '000	change %
Tablet dosage forms	84 235	68 323	23%
Ampoules	16 632	17 267	-4%
Unguent	4 876	3 703	32%
Syrups	4 282	3 742	14%
Consumables, dressing materials and apparatuses	3 732	4 722	
Lyophilic products	3 319	3 885	-15%
Inhalers	1 395	1 375	1%
Infusion solutions	793	85	833%
Other	5 021	5 377	-7%
Total	124 285	108 479	15%



Revenues from sales of goods include revenues from sales of goods to third countries distributed mainly by Sopharma Trading AD, Briz SIA and Brititrade SOOO.

Revenue earned from sale of goods	1-6/2017 BGN '000	1-6/2016 BGN '000	change %
Tablet dosage forms	170 785	143 964	19%
Ampoules	87 105	90 413	-4%
Syrups	23 617	17 327	36%
Drops	15 126	15 588	-3%
Consumables, dressing materials and apparatuses	12 590	12 814	-2%
Herbs and food additives	10 784	4 919	119%
Unguent	9 870	9 247	7%
Cosmetic products	6 257	4 217	48%
Others	9 881	16 764	-41%
Total	346 015	315 253	10%



Other operating revenues

Other revenues	1-6/2017 BGN '000	1-6/2016 BGN '000	change %	relative %
Services rendered	2 044	2 182	-6%	77%
Net profits(losses) from exchange rate differences under trade receivables and payables and current accounts	(1 301)	(2 148)	-39%	-49%
Government financing	570	568	0%	21%
Services related to social activities and events	431	399	8%	16%
Rent	364	298	22%	14%
Income from sales of LTA	124	227	-45%	5%
Other (see Notes to the financial statements)	424	2 434	-83%	16%
Total	2 656	3 960	33%	100%

Other operating income decrease by BGN 1.3 million, reaching BGN 2.7 million in H1 2017, compared to BGN 4 million in the first quarter of 2016 due to a decrease in net losses from exchange rate differences under trade receivables and payables and current accounts and decrease in other income..

Operating expenses

Operating expenses	1-6/2017 BGN '000	1-6/2016 BGN '000	change %	relative share of expenses in 2016 %
Changes in inventories of finished goods and work in progress	(6 123)	(5 381)	-14%	-1%
Materials	45 694	43 387	5%	10%
Hired services	28 472	28 264	1%	6%
Personnel	48 058	44 496	8%	11%
Depreciation and amortization	15 059	13 467	12%	3%
Carrying amount of goods sold	304 602	277 861	10%	69%
Other operating expenses	3 451	3 523	-2%	1%
Total	439 213	405 617	8%	100%

Operating expenses in H1 2017 increased by BGN 33.6 million or by 8% from BGN 405,6 million in 2016 to BGN 439.2 million in H1 2017. The change is a consequence of growth of sales and, respectively, of the carrying amount of goods sold by the group, an increase in the cost of materials, hired services, personnel costs, depreciation and other costs.

The cost of materials (with a 10% share) is reduced by BGN 2.3 million or 5% to BGN 45.7 million in H1 2017 compared to BGN 43.3 million in H1 2016. The cost of basic materials increased by BGN 0.4 million or by 1%, the most significant impact being reported for the costs of substances, packaging materials, liquid and solid chemicals and others, which increase by BGN 0.6 million, BGN 0.6 million, BGN 0.4 million and BGN 0.4 million respectively. The increase is reported for the costs of electricity and auxiliary materials, spare parts, laboratory and technical materials, costs of heating, fuels and lubricants and others.

External services expenses account for 6% relative share of operating expenses and increased by BGN 0.2 million or by 1% to BGN 28.5 million for the first half of 2017 versus BGN 28.3 million for the first half of 2016. The increase includes rental costs of BGN 0.7 million, forwarding and transport services by BGN 0.7 million, maintenance costs for buildings and equipment by BGN 0.3 million, Subscription fees by BGN 0.4 million, fees for servicing current accounts with banks by BGN 0.5 million. Decrease is reported for the costs of advertising and marketing services by BGN 1.1 million, consultancy services with BGN 0.8 million. Lev, banking and regulatory fees by BGN 0.3 million and others.

Personnel costs (with a share of 11%) increased by BGN 3.6 million or by 8% to BGN 48.1 million in the first half of 2017 compared to BGN 44.5 million in the same period in 2016. The overall growth of these expenses is due both to the increase in the remuneration of the hired personnel and the increased staff in the Group as a result of the consolidation of new companies.

Other operating expenses (with a 1% share) decreased by BGN 0.1 million or 2% from BGN 3.5 million in the first half of 2016 to BGN 3.4 million in the first half of 2017. Costs for representative events, trainings and other decrease.

Depreciation costs (with a 3% share) increased by BGN 1.6 million or 12% from BGN 13.5 million in the first half of 2016 to BGN 15.1 million in the first half of 2017.

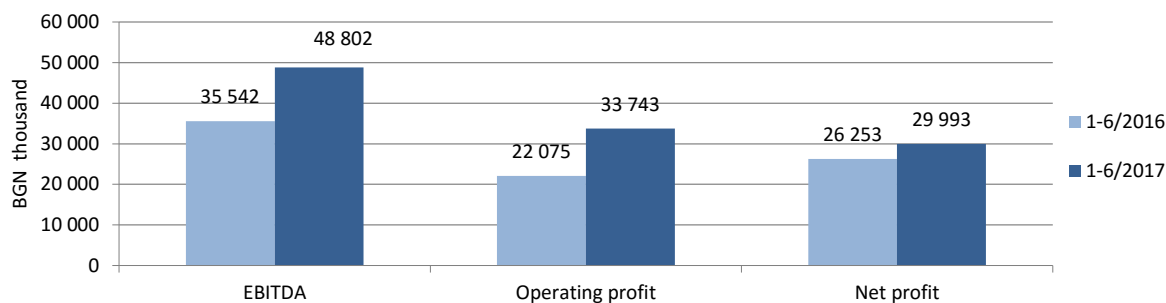
	1-6/2017	1-6/2016	change	relative share 2017
	BGN '000	BGN '000	%	%
Finance income				
Net gain from operations with investments in securities	2 936	185	1487%	52%
Interest income on overdue commercial receivables	1 952	2 032	-4%	34%
Interest income on granted loans	598	1 003	-40%	11%
Income from dividends	157	14	1021%	3%
Interest on receivables on special contracts	18	39	-54%	0%
Interest income on bank deposits in securities	5	16	-69%	0%
Revaluation of previously held shares to fair value		6	-100%	0%
Total	5 666	3 295	72%	100%
			change	relative share 2017
Finance costs				
Interest expenses on loans	3 598	4 789	-25%	67%
Net loss on exchange rate differences on loans in foreign currencies	1 578	1 204	31%	17%
Bank fees on loans and guarantees	401	468	-14%	7%
Factoring interest costs	178	129	38%	2%
Interest expense on finance lease	171	191	-10%	3%
Derivatives effects	80			0%
Impairment on commercial loans granted	478	328	46%	5%
Total	6 484	7 109	-9%	100%

Financial revenue increased by BGN 2.4 million to BGN 5.7 million in the first half of 2017 compared to BGN 3.3 million in the first half of 2016, mainly due to an increase in net profit from operations with investments in securities with BGN 2.8 million. Interest income on loans granted decreased by BGN 0.4 million.

Financial expenses decreased by BGN 0.6 million from BGN 7.1 million in the first half of 2016 to BGN 6.5 million in the first half of 2017. The most significant decrease was recorded for interest expense on loans received by BGN 1.2 million.

Net financial revenues (expenses) increased by BGN 3 million to BGN (0.8) million as at 30 June 2017 compared to BGN (3.8) million at 31 December 2016.

Financial result



Profit before interest, taxes and depreciation (EBITDA) increased by BGN 13.3 million or 37%, reaching BGN 48.8 million in the first half of the year, compared to BGN 35.5 million in the first half of 2016. The main reasons for this growth are the stabilization of the economic environment in the main export markets and the optimization of the operating activities of the Company.

Profit from operating activities increased by BGN 11.7 million or 53% to BGN 33.7 million in the first half of 2017 compared to BGN 22.1 million in the first half of 2016.

Net profit increased by BGN 3.7 million or 14% to BGN 30 million in the first half of 2017 compared to BGN 26.3 million in the first half of 2016.

Assets

	30.06.2017 BGN '000	31.12.2016 BGN '000	change %	relative %
Non-current assets				
Property, plant and equipment	316 146	321 215	-2%	76%
Intangible assets	37 497	34 601	8%	9%
Goodwill	10 162	9 885	3%	2%
Investment property	9 502	9 483	0%	2%
Investments in associated companies and joint ventures	18 517	18 715	-1%	4%
Available-for-sale investments	5 970	5 721	4%	1%
Long-term receivables from related parties	10 500	10 028	5%	3%
Other long-term receivables	4 099	4 149	-1%	1%
Deferred taxes	2 765	2 802	-1%	1%
	415 158	416 599	-0.3%	46%
Current assets				
Inventories	181 263	171 791	6%	37%
Trade receivables	219 856	215 583	2%	45%
Receivables from related parties	49 044	14 982	227%	10%
Other receivables and prepayments	22 062	17 727	24%	5%
Cash and cash equivalents	17 289	22 539	-23%	4%
	489 514	442 622	10.6%	54%
TOTAL ASSETS	904 672	859 221	5.3%	100%

Total assets increased by BGN 45.5 million or by 5%, from BGN 859.2 million as of 31.12.2016 to BGN 904.7 million as of 30.06.2017, due to an increase in current assets.

Non-current assets decreased by BGN 1.4 million or by 0.3%, mainly due to a decrease in property, plant and equipment by BGN 5.1 million in the part of land and buildings, machinery and equipment and equipment and other. An increase of BGN 2.9 million was recorded for intangible assets.

Current assets increased by BGN 46.9 million or 11%, to BGN 489.5 million as of 30.06.2017 compared to BGN 442.6 million as of 31.12.2016 mainly in the part of receivables from related parties on provided commercial loans, which increased by BGN 34.4 million. These loans are intended to support the financing of activities of these companies for common strategic purposes and are secured by pledges on shares and equity. As at the date of preparation of the financial statement, BGN 29.7 million are repaid to the Company. Inventories increased by BGN 9.5 million as compared to 31.12.2016 in the part of products, finished products and semi-finished products.

Trade receivables increased by BGN 4.3 million in the provided advances, net of BGN 3.5 million. Cash and cash equivalents decreased by BGN 5.3 million as compared to 31.12.2016 and deposits amounting to BGN 2 million were provided at the end of the period.

Liabilities and owners' equity

EQUITY	30.06.2017	31.12.2016	change	relative
Equity attributable to owners of the parent	BGN '000	BGN '000	%	%
Share capital	134 798	134 798	0%	27%
Reserves	67 502	62 708	8%	13%
Retained earnings	271 724	259 984	5%	54%
	474 024	457 490	4%	94%
NON-CONTROLLING INTEREST	28 382	33 733	-16%	6%
TOTAL EQUITY	502 406	491 223	2%	100%
LIABILITIES	30.06.2017	31.12.2015	change	Relative
Non-current liabilities	BGN '000	BGN '000	%	%
Long-term bank loans	21 969	25 924	-15%	5%
Deferred tax liabilities	12 204	11 752	4%	3%
Long-term liabilities to personnel	4 653	4 539	3%	1%
Finance lease liabilities	2 087	2 582	-19%	1%
Government grants	8 515	9 011	-6%	2%
Other non-current liabilities	39	34	15%	0%
	49 467	53 842	-8%	12%
Current liabilities				
Short-term bank loans	199 103	170 842	17%	49%
Current portion of long-term bank loans	9 053	9 478	-4%	2%
Trade payables	85 230	92 053	-7%	21%
Payables to related parties	8 370	566	1379%	2%
Payables on contract for factoring	20 253	20 033	1%	5%
Payables to the personnel and for social security	11 843	10 093	17%	3%
Tax payables	6 170	5 949	4%	2%
Other current liabilities	12 777	5 142	148%	3%
	352 799	314 156	12%	88%
TOTAL LIABILITIES	402 266	367 998	9%	100%
TOTAL EQUITY AND LIABILITIES	904 672	859 221	5.3%	

The equity of Sopharma Group increased by BGN 11.2 million compared to 31.12.2016, mainly due to an increase in retained earnings. The non-controlling interest is reduced by BGN 5.4 million. The equity related to the equity holders of the Company is 52% of the total equity and liabilities, and there is improvement in the financial autonomy of the Group. The latter increases by BGN 16.5 million mainly due to the undistributed profit.

Non-current liabilities decreased by BGN 4.4 million, or 8%, from BGN 53.8 million at the end of 2016 to BGN 49.4 million at the end of the first half of 2017, mainly from a decrease in long-term bank loans with BGN 4 million.

Current liabilities increased by BGN 38.6 million or by 12% compared to the end of 2016, mainly due to an increase of short-term loans by banks by BGN 28.3 million, liabilities to related enterprises by BGN 7.8 million, As well as other current liabilities by BGN 7.6 million. Staff and social security liabilities increased by BGN 1.8 million. Total liabilities on bank loans, leasing and factoring of the Group increased by 23, BGN 6 million compared to the end of 2016, with the net debt after deducting cash and cash equivalents increasing by BGN 28.9 million.

Ratios

	30.06.2017	30.06.2016
ROE ¹	11,8%	5,0%
ROA ²	6,2%	2,5%
Asset turnover ³	1,08	1,02
Current liquidity ⁴	1,39	1,41
Quick ratio ⁵	0,87	0,89
Cash/current liabilities ⁶	0,05	0,09
Owners' equity/liabilities ⁷	1,25	1,24

1 Net profit on an annual basis attributable to equity holders of the Company/arithmetic mean of non-minority interest for the last five quarters

2 Net profit on an annual basis attributable to equity holders of the Company/arithmetic mean of total assets for the last five quarters

3 Revenue from sales on an annual basis/arithmetic mean of total assets over the last five quarters

4 Current assets/current liabilities

5 Receivables + Cash/Current liabilities

6 Cash/Current liabilities

7 Own capital/Liabilities

Cash flow

	30.06.2017 BGN '000	30.06.2016 BGN '000
Net cash flow from/(used in) operations	(47 332)	(27 019)
Net cash flow used in investment activities	(48 565)	2 816
Net cash flow (used in)/from financial operations	90 655	27 801
Net increase/(decrease) of cash and cash equivalents	(5 242)	3 598
Cash and cash equivalents on 1 January	22 339	23 114
Cash and cash equivalents on 30 June	17 097	26 712

Net cash flows in the first half of 2017 generated by operating activities amounted to BGN 47.3 million outflow, from investment activity amounted to BGN 48.6 million outflow and from financial activity were To the amount of BGN 90.7 million inward flow. As a result of these activities, the cash and cash equivalents net decreased by BGN 5.2 million and as at 30.06.2017 amounted to BGN 17.1 million compared to BGN 22.3 million at 01.01.2017.

Factoring inflow amounting to BGN 67.8 million are reported as cash flows from financing activities. As a consequence, a significant decrease in net cash flows from operating activities is recorded at the expense of an increase in net cash flows from financing activities.

New developments and products

New Products for H1 2017

Authorizations have been obtained for new product destinations Amlodipine Tablets, Zondarone Ampoules, Vitamin C Ampoules, Dosine Ointment, Silden Film. Tablets, Talert syrup and Thallet film. Tablets, Methylprednizolone, Phenobarbital ampoules, Indomethacin tablets. Analgin drops for children are introduced, Softensif 1.5 mg. Film extended release tablets Desloratidine Solution and Dexpantane Ointment. By the end of 2017, it is expected that 3-5 new products will be introduced.

Expected 2017







Documentation has been prepared for new registrations under the national procedure for 18 medicinal products and for re-registrations / changes in the RU of 46 medicinal products.

Developments


More than 15 production processes and technologies are in process of transfer, validation and


optimization. There is a pharmaceutical development of over 25 new medicinal products and supplements.


5. Important events for H1 2017 period and after the date of the financial statements

-  On 5 January 2017, in the US Achieve Life Science Inc. and OncoGenex Pharmaceuticals Inc. announced a merger agreement under which OncoGenex Pharmaceuticals Inc. will acquire Achieve Life Science Inc. through of all-stock. Upon completion of the proposed merger it is expected that the shareholders of Achieve Life Science Inc. will own 75% of the outstanding shares of the combined Group, while current shareholders of OncoGenex Pharmaceuticals Inc. will own the remaining 25% of the outstanding shares. The agreement is submitted for approval by the Securities and Exchange Commission (SEC). After its approval the combined Group will be renamed Achieve Life Sciences Inc. and will be recorded in the NASDAQ. As a result of the above - mentioned actions Sopharma will own 423 000 shares (3.525%) of the capital of Achieve Life Science Inc..
-  On 31 January 2017 under art. 262e of the CA was signed a contract for transformation through merger between Sopharma AD, Sofia, UIC 831902088 and Medica AD, Sofia, UIC 000000993. As a result of the merger, all assets of Medica AD shall be transferred to Sopharma Group and the latter shall become its legal successor. Medica AD shall be terminated without liquidation.
-  On February 22, 2017, the deletion of Medica - Health Ltd in the Commercial Register of the Registry Agency
-  On 15.03.2017 r. Sopharma Trading AD entered in the Commercial Register a subsidiary under the name of Sofarmacy 7 EOOD, with headquarters in Sofia, Izgrev District, 5 Lachezar Stanchev Str., Sopharma Business Towers Building A, 12th floor. The company will operate under UIC 204501313 and its manager is Valeria Vidulova-Kaneva.
-  On 04.04.2017 a contract was signed for the sale of the Group's participation through the subsidiary SEA Briz, Latvia in the amount of 50% in the joint venture OOO Vivaton Plus, Belarus. Under the terms of the contract, the transaction should be finalized within 30 days of the date of its conclusion.
-  On 05.04.2017 Sopharma AD received a decision of the CPC that the acquisition by Sopharma AD of shares of the capital of Doverie United Holding AD at this stage is not

subject to prior notification under Art. 24, para. 2 of the LPC. Sopharma AD will take appropriate action in reaching the established thresholds requiring a tender offer to the other shareholders of Doverie United Holding AD.

 On April 14, 2016, Sopharma AD announced that the Company acquired 51% of the capital of the Moldovan distributor of medicinal products RAP Pharma International after obtaining permission from the Moldovan Competition Commission to realize the acquisition.

 On 18.04.2017, the Group acquires an additional 50% of the shares in ZAO Interfarm, Belarus through its subsidiary SOOO Britetrade, Belarus, as a result of which it acquires control of the company.

 On 24 April 2017 at 11:00 at the Group's headquarters in Sofia, at: 5 Lachezar Stanchev Str., Building B an Extraordinary General meeting of shareholders was held and the following decisions were taken:

1. Approval of Substantiated report by the Board of Directors for transactions under art. 114, par. 1 of POSA; Draft decision: EGM approves the Substantiated report, prepared by the Board of Directors, for transactions under art. 114, par. 1 of POSA, with the participation of the public Group SOPHARMA GROUP.

2. Authorization of the Board of Directors of the Group to conclude a contract for provisioning of collateral in the form of a corporate guarantee in the form of a mortgage on a real estate owned by Sopharma Group and a special pledge on machines and equipment, as a collateral under a contract with a Financial Institution (Raiffeisenbank Bulgaria) for an investment credit provided to the subsidiary Sopharma Trading AD – a transaction within the scope of art. 114, par. 1 of POSA, according to Chapter One of the Substantiated report; Draft decision: EGM authorizes the Board of Directors of the Group to conclude a contract for provisioning of collateral in the form of a corporate guarantee according to the terms and conditions, listed in Chapter One of the Substantiated report, i.e. conclude a contract for provisioning of collateral in the form of a corporate guarantee in the form of a mortgage on a real estate owned by Sopharma Group and a special pledge on machines and equipment, as a collateral under a contract with a Financial Institution (Raiffeisenbank Bulgaria) for an investment credit provided to the subsidiary Sopharma Trading AD.

3. Authorization of the Board of Directors of the Group to conclude a contract as a co-debtor for a contract between a Financial Institution (Raiffeisenbank Bulgaria) for an investment credit provided to the subsidiary Sopharma Trading AD – a transaction within the scope of art. 114,




par. 1, item 2 of POSA, according to Chapter Two of the Substantiated report; Draft decision: EGM authorizes the Board of Directors of the Group to conclude a contract as a co-debtor for a contract between a Financial Institution (Raiffeisenbank Bulgaria) for an investment credit provided to the subsidiary Sopharma Trading AD – a transaction within the scope of art. 114, par. 1, item 2 of POSA, according to Chapter Two of the Substantiated report.




4. Authorization of the Board of Directors of the Group to conclude a contract as a co-debtor with a Financial Institution (DSK Bank Bulgaria) for an overdraft credit provided to the subsidiary Sopharma Trading AD – a transaction within the scope of art. 114, par. 1, item 2 of POSA, according to Chapter Three of the Substantiated report; Draft decision: EGM authorizes the Board of Directors of the Group to conclude a contract as a co-debtor with a Financial Institution (DSK Bank Bulgaria) for an overdraft credit provided to the subsidiary Sopharma Trading AD – a transaction within the scope of art. 114, par. 1, item 2 of POSA, according to Chapter Three of the Substantiated report.

5. Authorization of the Board of Directors of the Group to conclude a contract as a co-debtor with a Financial Institution (Societe Generale Expressbank Bulgaria) for an investment credit provided to the subsidiary Sopharma Trading AD – a transaction within the scope of art. 114, par. 1 of POSA, according to Chapter Four of the Substantiated report; Draft decision: EGM authorizes the Board of Directors of the Group to conclude a contract as a co-debtor with a Financial Institution (Societe Generale Expressbank Bulgaria) for an investment credit provided to the subsidiary Sopharma Trading AD – a transaction within the scope of art. 114, par. 1 of POSA, according to Chapter Four of the Substantiated report.



6. Authorization of the Board of Directors of the Group to conclude a contract for rent of real estate as a tenant with Sopharam Properties REIT as a renter – a transaction within the scope of art. 114, par. 1 of POSA, according to Chapter Five of the Substantiated report; Draft decision: EGM authorizes the Board of Directors of the Group to conclude a contract for rent of real estate as a tenant with Sopharam Properties REIT as a renter – a transaction within the scope of art. 114, par. 1 of POSA, according to Chapter Five of the Substantiated report.

7. Authorization of the Board of Directors of the Group to conclude a contract for trade of medicinal products with the subsidiary Sopharma Kazakhstan AD – a transaction within the scope of art. 114, par. 1 of POSA, according to Chapter Six of the Substantiated report; Draft decision: EGM authorizes the Board of Directors of the Group to conclude a contract for trade of medicinal products with the subsidiary Sopharma Kazakhstan AD – a transaction within the scope of art. 114, par. 1 of POSA, according to Chapter Six of the Substantiated report.


-  Sopharma Trading AD has reached agreement and agreement to acquire PharmaStor pharmacies with the intention of their subsequent joining Sopharmacy's family. The merger of SOpharmacy and PharmaStor will provide a stronger market position for the two chains so that they can meet the increasing needs of Bulgarian patients for quality health services. The merger will also bring a larger scale for the operations of Sopharma Trading AD in the retail segment of the pharmacy market. The acquisition is subject to prior approval by the Commission for the Protection of Competition.
-  On April 24, 2017, an Extraordinary General Meeting of Shareholders of Sopharma Trading AD took place, where decisions were taken to empower the Board of Directors of the Company to conclude the transaction from the scope of Art. 114, para. 1, item 2 of the Public Offering of Securities Act, under the conditions and within the terms, according to Section I, II and III of the Motivated Report, prepared by the Board of Directors, as well as approval of the Motivated Report of the Board of Directors under Art. 114a, para. 1 of the Public Offering of Securities Act regarding the expediency and conditions of transactions from the scope of Art. 114, para. 1 of POSA.
-  Pursuant to Art. 100k., Para. 1 of the Public Offering of Securities Act, please be informed that on 25.04.2017 Sopharma AD received approval of the Financial Supervision Commission of the Contract for transformation by merger and an additional agreement with it from 20.03.2017, signed on 31.01.2017 between "SOPHARMA" AD, hereinafter referred to as "Receiving Company" and "MEDICA" AD, hereinafter referred to as "Transforming Company", in accordance with the requirements of Art. 262e and ff of the Commercial Law as a result of which all the assets of Medica JSC will be transferred to Sopharma AD and the latter will become its successor. Medica AD will cease without liquidation. The Financial Supervision Commission also approved the reports of the management bodies of the two companies prepared in accordance with the provisions of Art. 262 and of the Commerce Act and the record of the appointed examiners of the participants in the transformation under Art. 262m of the Commercial Law. As a result of the merger, all shareholders of the transforming Medica AD, with the exception of the receiving company Sopharma AD, which is also a shareholder in the transforming company, will acquire shares in the capital of Sopharma AD and become shareholders in it . Against each of its shares by Medica AD each shareholder of the company on the grounds of Art. 261b, ap. 1 of the Commercial Code will acquire 0.8831 of the repurchased shares of the capital of Sopharma AD. A vote on the transformation of the GMS of the two companies is forthcoming. Please, on the grounds of Art. 100k, para. 1 of the Public Offering of Securities Act to make the above information public.

-  On 25 April 2017 Sopharma AD presented an adjusted tender offer under Art. 149, para. 6 of the Public Offering of Securities Act for the purchase of the shares of the remaining shareholders of Unipharm AD at a price of BGN 4,350 per share. . The Financial Supervision Commission (FSC) has not taken any interest in the submitted draft tender offer.
-  On 02.06.2017 at 15:30 in 1756, Sofia, "Lachezar Stanchev" № 5, Sopharma Business Towers, building A, fl. 9, a regular General Meeting of Shareholders of Medika AD was held and the following decisions were taken: 1. Adoption of the annual reports of the Managing Board for the activity in 2016; 2. Adoption of the annual financial statements for 2016; 3. Adoption of the report of the registered auditors who have certified the annual financial statements for 2016; 4. Adoption of the audit committee's report on its activities in 2016; 5. Adoption of the Investor Relations Director report for the 2016; 6. Discharge of the members of the Supervisory Board (SC) and the members of the Managing Board (MB) for their activities in 2016; 7. Distribution of the Company's Profit for 2016. Draft Decision: The General Meeting of Shareholders adopts a decision for the distribution of the Company's profit for 2016, namely the entire net profit of the Company for 2016 amounting to BGN 2,126,585.81 (two million one hundred and twenty six thousand five hundred and eighty five BGN and 81 st.) to be allocated to retained earnings; 8. Adoption of a decision under Art. 48, para. 5 of the Articles of Association of the Company for the payment of additional remuneration to the Executive Director; 9. Appointment of a registered auditor to certify the annual financial statements of the Company for 2017; 10. Release of the Audit Committee and election of a new Audit Committee of the Company; 11. Approval of the status of the Audit Committee of the Company as required by Part Four of the Independent Financial Audit Act; 12 Decision on transformation by merger of MEDICA AD, UIC: 000000993 at Sopharma AD, UIC: 831902088; 13. Approval of the Contract for transformation through the merger of MEDICA AD, UIC: 000000993, in Sopharma AD, UIC: 831902088, concluded on 31 January 2017 and of Supplementary Agreement No 1 of 20 March 2017 to it ; Approving the Report of the Management of MEDICA AD under Art. 262i of T3; 15. Approval of the Auditor's Report under Art. 262m CA on the transformation by merger of MEDICA AD, UIC: 000000993, in Sopharma AD, UIC: 831902088; 16. Adoption of a decision for termination of MEDICA AD without liquidation due to its transformation through merger into Sopharma AD.
-  On 02.06.2017. From in Sofia, Lachezar Stanchev Str., Sopharma Business Towers Building B, floor 3, a regular General Meeting of Shareholders of Sopharma Trading AD

was held and the following decisions were taken: 1. Adoption of the annual report of the Board of Directors on the company's activities in 2016; 2. Adoption of the Annual Activity Report of the Investor Relations Director in 2016; 3. Adoption of the Audit Report for the Audit of the Annual Financial Statements of the Company for 2016 4. Approval of the Audited Annual Financial Statement of the Company for 2016.5. Adoption of the Auditor's Report on the Audit of the Company's Consolidated Annual Financial Statements for 2016 6. Approval of the Audited Consolidated Annual Financial Statements of the Company for 2016 7. Adoption of the Report of the Board of Directors under Art. 12, para. 1 of Ordinance No 48 of 20 March 2013 on the requirements for remuneration. 8. Adoption of the report of the Audit Committee for its activity in 2016. 9. Adoption of a decision for distribution of the profits of the Company realized in 2016. Proposal for a decision: The General Meeting of Shareholders approves the proposal of the Board of Directors for the distribution of the profits of The company realized in 2016: The net financial result of BGN 13,340,128.58 / thirteen million three hundred and forty thousand one hundred twenty eight and fifty and eight stotinki / is divided as follows: BGN 1 334 012.86 one million three hundred and thirty four thousand and twelve BGN and eighty-six stotinki) is included in the Reserve Fund as a 10% reserve, BGN 9,871,502.70 / nine million eight hundred seventy-one thousand five hundred and two BGN and seventy stotinki / for distribution of a monetary dividend for the shareholders, BGN 2,134,613.02 / two million one hundred and thirty four thousand six hundred and thirteen BGN and two pennies / to be transferred as an additional reserve to the company. The proposed gross dividend per share is BGN 0.30 (thirty stotinki); 10. Adoption of a decision to discharge the members of the Board of Directors for their activity in 2016; 11. Determination of the remuneration of the members of the Board of Directors for 2017; 12. Adoption of a decision for the payment of variable remuneration to the Head of Sopharma Trading AD; 13. Selection of a registered auditor of the Company for 2017; 14. Termination of the mandate of the Audit Committee of Sopharma Trading AD; 15. Election of a member of the Audit Committee of Sopharma Trading AD; 16. Approval of rules for the activity of the Audit Committee of Sopharma Trading AD; 17. Approval of the motivated report of the Board of Directors on the expediency and conditions of transactions from the scope of art. 114, para 1 of POSA; 18. Empowering the Board of Directors of the Company to conclude transactions from the scope of Art. 114, para 1, item 2 and item 3 of the Public Offering of Securities Act, in accordance with Sections I - XVIII of the Motivated Report prepared by the Board of Directors.

-  On 05.06.2017 at 14:00 in Sofia, 5, Lachezar Stanchev Str., Sofia Business Towers a regular General Meeting of Shareholders of Sopharma Buildings REIT was held and the following decisions were taken: 1. Adoption of the Annual Report of the Board of Directors on the activities of the Company in 2016; 2. Adoption of the Annual Activity Report of the Investor Relations Director in 2016; 3. Approval of the Auditor's Report for the Audit of the Annual Financial Statements of the Company for 2016; 4. Adoption of the Audited Annual Financial Statement of the Company for 2016; 5. Adoption of the Audit Committee's report on its activities in 2016; 6. Adoption of the Report of the Board of Directors on the Application of the Remuneration Policy of the Members of the Board of Directors of the Company for 2016; 7. Adoption of a decision for distribution of the financial result of the Company realized in 2016; Proposal for a decision: "The General Meeting of Shareholders approves the proposal of the Board of Directors not to distribute a dividend for 2016 on the grounds that the Company has completed the accounting year 2016 with a negative financial result. The resulting loss for 2016, amounting to 54,255.90 (fifty-four thousand two hundred fifty-five BGN and ninety stotinki), shall be covered by the accumulated reserves of the Company's Premiums Fund. "; 8. Adoption of a decision for discharge of the members of the Board of Directors of the Company for their activity in 2016; 9. Determination of the amount of the constant monthly remuneration of the members of the Board of Directors of the Company for 2017; 10. Election of a registered auditor of the Company for 2017; 11. Termination of the functions of the Audit Committee of the Company; 12. Election of members of the Audit Committee in accordance with the Independent Financial Audit Act; 13. Determined on the remunerations of the Audit Committee of the Company; 14. Approval of Statute of the Audit Committee of the Company. 15. Miscellaneous.
-  On 21.06.2017 at 11.00 am a Regular General Meeting of Shareholders of Unipharm AD was held at the headquarters of the company in Sofia, 3, Trayko Stanoev Str., and the following decisions were taken: 1. Adoption Of the Annual Report of the Management Board on the company's activities in 2016. 2. Adoption of the Annual Activity Report of the Investor Relations Director in 2016. 3. Adoption of the Annual Financial Statement of the Company for 2016, verified and certified by Specialized audit firm 4. Admission of Specialist Report Audit company for auditing and certifying the company's annual financial report for 2016. 5. Adoption of a decision for the adoption of a Report of the Independent Audit Committee on its activities in 2016. 6. Adoption of a decision on the distribution of the profits of the company realized In 2016. Proposal for a decision: The General Meeting of Shareholders accepts the proposal of the Managing Board for distribution of the company's profit realized in 2016, namely: the profit for 2016 at the

amount of BGN 282 806.19 / two hundred and eighty two thousand eight hundred and six BGN and nineteen stotinki / after allocating 10% / ten percent / legal reserve - BGN 28,280 / twenty-eight thousand two hundred and eighty BGN / to be distributed as follows: BGN 240,000 / two hundred and forty thousand / - for dividend of the shareholders - 0.04 / zero whole zero four / BGN for 1 / one / share number; The balance of the profit of BGN 14 526.19 / fourteen thousand five hundred twenty-six BGN and nineteen stotinki / shall be credited for additional reserves. The right to receive dividends shall have the persons entered in the registers of the Central Depository as shareholders on the 14th day After the day of the general meeting at which the annual financial statements were adopted and a profit distribution decision was taken. The Company shall ensure the payment of the dividend voted to the shareholders at the General Meeting within 3 months of its execution. The payment of the dividend is done with the assistance of the Central Depository. The shareholders with open accounts with an investment intermediary will receive their dividend through the respective intermediary, and those shareholders who do not use the services of an investment intermediary will receive their dividends from the branches of DSK Bank EAD in the country / 7. Adoption of a decision for exemption from Responsibility of the members of the Management Board for their activities in 2016. 8. Adoption of a decision to discharge the members of the Supervisory Board for their activity in 2016

-  On 22 May 2017, the General Meeting of Shareholders of Momina Krepost AD was held in Veliko Tarnovo . The General Meeting of Shareholders: approves the Annual Report of the Board of Directors on the company's activities in 2016; Adopts the Annual Activity Report of the Investor Relations Director in 2016; Adopts the Auditor's Report on the Audit of the Annual Financial Statements of the Company for 2016; Approves the audited Annual Financial Statements of the Company for the year 2016; Adopts the Report of the Audit Committee on its activities in 2016; Adopt the proposal of the Board of Directors. For the distribution of the company's profit realized in 2016, namely: BGN 166 thousand to be taken as an additional reserve of the company. No dividend is distributed to the shareholders; Dismisses the members of the Board of Directors from responsibility for their activities in 2016; Elected as a registered auditor for 2017 the specialized auditing company Auditing - Auditing OOD; Adopts a report on the application of the remuneration policy of the members of the Board of Directors of Momina Krepost AD for 2016, decides the amount of the monthly remuneration of the members of the Board of Directors to be BGN 1,000; Elects an Audit Committee consisting of three people - Tsvetelina Stanimirova, Mihaela Tolina and Savina Mihaylova; Approves the Statute of the Audit Committee; Dismisses as a member of the

Board of Directors Minko Ivanov Minkov; Elected Boris Anchev Borisov as a member of the Board of Directors of the company.



On 15.06.2017 an approval of the merger Achieve Life Science in OncoGenex Pharmaceuticals was received by the US SEC . On 1 August 2017 the merger between Achieve Life Sciences, Inc. and OncoGenex Pharmaceuticals was successfully closed today and as a result of which the stockholders of Achieve have become the majority stockholders of OncoGenex. OncoGenex has been renamed Achieve Life Sciences (NASDAQ: ACHV).

- The company announced that "Cytisine is a drug of global public health importance and the transition of Achieve to the public markets is a critical step in advancing our development program," commented Rick Stewart, Chairman and CEO of Achieve Life Science.

On 21.06.2017 r. Sopharma AD informs about the results of the tender offering submitted by Sopharma AD for the purchase of the shares of the other shareholders of Unipharm AD. Company, object of the offer: Unipharm AD, with management address Sofia 1797, Studentski grad, zh.k. Darvenitsa, Trayko Stanoev Str. Tender offeror: Sopharma AD, with address: Sofia, Nadezhda district, 16, Iliensko shose Str.

- Authorized investment intermediary: Elana Trading AD, with management address: Sofia, Sredets, 4, Kuzman Shapkarev Str., and license issued by FSC for carrying out activity as an investment intermediary on the basis of Decision No. 171 -IP / 08.03.2006
- Price offered per share: BGN 4.35 (four leva thirty-five stotinki) Number of persons accepted the tender offer: 65 Shareholder with total number of shares: 1 125 021, representing 18.75% of the capital of Unipharm AD.
- As a result of the tender offer and after the conclusion of the transactions with the shareholders that have accepted it, Sopharma AD will directly own 96.63% of the shares of Unipharm AD. Sopharma AD has the right, within three months from the closing date of the tender offer, to submit, after obtaining the approval of the FSC, an offer for the purchase of the shares of the remaining shareholders of Unipharm AD on the grounds of Art. 157a of POSA. In addition, according to the provisions of Art. 157b of the POSA, each shareholder is entitled to require from Sopharma AD to redeem his/her shares until 19 September 2017. The request must be in writing and contain information about the shareholder and the shares he owns. The request should be addressed to the authorized investment intermediary Elana Trading AD. The price per share of Unipharm AD for the proposal under Art. 157a and in exercising the rights of the shareholders under Art. 157b, in accordance with the provisions of Art. 157a, para. 3 is equal to the price of the tender offering of BGN 4.35 per share.

- The results of the tender offering were published by the tender offeror in the newspapers "Capital Daily" and "Sega" as of 21.06.2017.
- ✚ On 28.06.2017 Sopharma Trading AD entered in the Commercial Register a subsidiary under the name "Sopharmacy 8" EOOD, with headquarters in Sofia, Izgrev district, 5 Lachezar Stanchev Str., Sopharma Business Towers, Building A ", Fl." 12 ".
- ✚ On 04.07.2017, a merger of OSO MobilLine, Belarus with ODO Mingel, Belarus was registered by merging the assets and liabilities of the two companies. The activity of the merged entity, OOO MobilLine, is terminated and all its rights and obligations at the moment of merger is taken over by ODO Mijel, Belarus.
- ✚ On 17.07.2017 r. Sopharma AD notifies that in interest of its shareholders Sopharma AD will initiate dividend payment of the voted on the AGM held on 2 June 2017 dividend of 0.10 BGN earlier than planned on 24 July 2017.
- ✚ On 18.07.2017 Sopharma Trading announced that the Commission for the Protection of Competition of the Republic of Serbia allowed the company to acquire a majority stake in Lekovit - the fastest growing Serbian wholesaler of medicines for the last 3 years. The Regulator's decision comes just weeks after the two companies announced their intentions for a joint partnership. On August 4, 2017, the acquisition transaction was completed, with the acquisition of 70% of the shares of the Shabaz-based company, Sopharma Trading becoming the majority owner, and Dr. Dragan Petrovic, the current owner of Lekovit will retain the remaining 30% of the shares. Under the arrangements, Dr. Dragan Petrovic will continue to act as Executive Director, who will be directly responsible to the Executive Director of Sopharma Trading d.o.o Beograd. He will join as a member of the management team of Sopharma Trading AD and will work on the close integration of Lekovit's operations with those of its subsidiary company in Serbia. The partnership between the two companies will combine the innovative diversified business model of the Bulgarian investor with local knowledge and the high reputation of the Serbian company in order to build a strong player with a national presence on the Serbian market. The unification will bring with it the introduction of innovations and the placement of leading world practices and modern technologies, which Sopharma Trading uses in its model of work in our country. In the short term, Sopharma Trading and Lekovit will focus on preserving the value of the Serbian company and creating synergies between the two companies through successful integration of their processes.
- ✚ On 21.07.2017 r. "Sopharma" AD notifies that it acquired 75% from the capital of the successful start-up for development and registration of food additives "Aromania" (www.arolife.bg).
 - For the nearly two years since its establishment "Aromania" has more than 20 registered products and for 12 of them the company either has or has filed a different form of patent protection - trade mark, industrial design or useful model. Two of the products are leaders in their categories. For 2016 the revenues from sales of the company are 1,279 thousand BGN.

- Sopharma will use this platform for a wider presence on the food additives market and to proudly enter the society of the “Bulgarian business angels”.
-  On 01.08.2017 a merger of ODO Vestfarm, Belarus and ODO BelAgroMed, Belarus in ODO Salusline, Belarius was registered by merging the assets and liabilities of the three companies. The activity of the merged entities ODO Vestfarm and ODO Belagromed is terminated and all its rights and obligations at the moment of merger is taken over by ODO Mijel, Belarus.
-  On 08.08.2017 the transformation through merger of Medika AD in Sopharma AD was entered in the Commercial Register.

6. Transactions with related parties

The information concerning transactions with related parties is presented in details in the Notes to the financial report.

III. Information about the shares of Sopharma AD

The total number of shares issued by Sopharma, issued on 30.06.2017, is 134 797 899 with a nominal value of BGN 1 per share. All issued shares are registered, dematerialized, ordinary and indivisible, according to the Articles of Association of the Company. All issued shares are of one class. Each share gives equal rights to its holder in proportion to the nominal value of the share. The shares of Sopharma AD are traded on the official market of BSE - Sofia AD and on the official market of the Warsaw Stock Exchange. The shares participate in the formation of the SOFIX, BGBX40 and BGTR30 indices of BSE - Sofia AD.

The company's shares are included in the Dow Jones STOXX EU Enlarged Total Market Index with a weight of 0.11%, with a weight of 5% in Erste Bank Bulgaria Basket, in the Raiffeisen Bank's Raiffeisen Osteuropa Fonds certificate as well as in the new Dow blue-chip index Jones STOXX Balkan 50 Equal Weighted Index.

Sopharma AD is one of the three Bulgarian companies included in the Central and Eastern Europe (CEE) Index, which the Warsaw Stock Exchange began to calculate as of May 30, 2012. The index is called WIG-CEE and is the third after WIG-Poland and WIG-Ukraine, which is based on the country's country of origin. WIG-CEE is calculated on a common yield basis and includes dividend yield and share subscription rights.

Key indicators of the shares of Sopharma Group

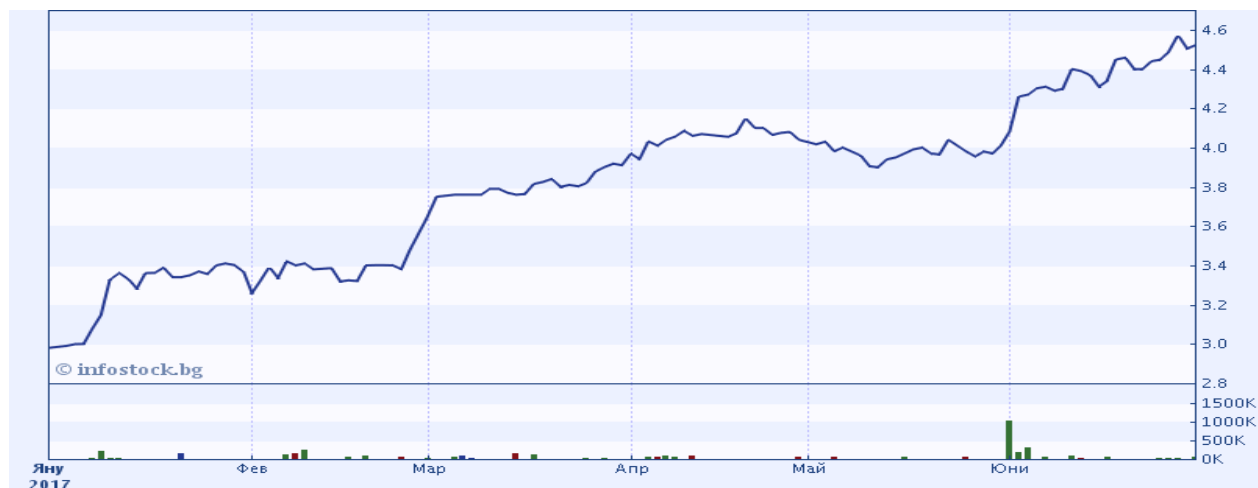
	30.06.2017	30.06.2016
Total number of issued shares	134 797 899	134 797 899
Average-weighted number of outstanding shares for the last four quarters	128 956 563	129 288 378
Number of shares outstanding at the end of the period	129 148 984	129 210 774
Earnings per share in BGN	0,413	0,17
Price per share at the end of the period in BGN	4,501	2,588
Price/Earnings ratio (P/E)	10,90	15,22
Book value per share in BGN	3,67	3,27
Price/Book value ratio (P/B)	1,23	0,79
Sales per share in BGN	1,378	6, 66
Price per share / Sales per share(P/S)	7,15	0,39
Market capitalization in BGN	606 725 343	348 856 962

¹Net profit on an annual basis attributable to equity holders of the Company/weighted average of outstanding shares on an annual basis

²Common equity of the company as per the last financial report excluding non-controlling interest/number of outstanding shares at the end of the period

³Sales revenue on an annual basis/number of shares outstanding at the end of the period

Trade with shares of Sopharma Group on Bulgarian Stock Exchange – Sofia AD for the period 01 January 2017 – 30 June 2017



Ognian Donev, PhD
/Executive Director/