

UNITED STATES
SECURITIES AND EXCHANGE COMMISSION
Washington, DC 20549

FORM 10-K

☒ ANNUAL REPORT PURSUANT TO SECTION 13 OR 15(d) OF THE SECURITIES EXCHANGE ACT OF 1934
For the fiscal year ended December 31, 2024

or
☐ TRANSITION REPORT PURSUANT TO SECTION 13 OR 15(d) OF THE SECURITIES EXCHANGE ACT OF 1934
For the transition period from to

Commission File Number 1-5231



McDONALD'S CORPORATION

(Exact name of registrant as specified in its charter)

Delaware

(State or other jurisdiction of incorporation or organization)

36-2361282

(I.R.S. Employer Identification No.)

110 North Carpenter Street, Chicago, Illinois

(Address of principal executive offices)

60607

(Zip code)

Registrant's telephone number, including area code: (630) 623-3000

Securities registered pursuant to Section 12(b) of the Act:

Title of each class	Trading Symbol(s)	Name of each exchange on which registered
Common Stock, \$0.01 par value	MCD	New York Stock Exchange

Securities registered pursuant to Section 12(g) of the Act: None

Indicate by check mark if the registrant is a well-known seasoned issuer, as defined in Rule 405 of the Securities Act. Yes ☒ No ☐

Indicate by check mark if the registrant is not required to file reports pursuant to Section 13 or Section 15(d) of the Act. Yes ☐ No ☒

Indicate by check mark whether the registrant (1) has filed all reports required to be filed by Section 13 or 15(d) of the Securities Exchange Act of 1934 during the preceding 12 months (or for such shorter period that the registrant was required to file such reports), and (2) has been subject to such filing requirements for the past 90 days. Yes ☒ No ☐

Indicate by check mark whether the registrant has submitted electronically every Interactive Data File required to be submitted pursuant to Rule 405 of Regulation S-T (§232.405 of this chapter) during the preceding 12 months (or for such shorter period that the registrant was required to submit such files). Yes ☒ No ☐

Indicate by check mark whether the registrant is a large accelerated filer, an accelerated filer, a non-accelerated filer, a smaller reporting company, or an emerging growth company. See the definitions of "large accelerated filer," "accelerated filer," "smaller reporting company," and "emerging growth company" in Rule 12b-2 of the Exchange Act.

Large accelerated filer ☒ Accelerated filer ☐ Non-accelerated filer ☐ Smaller reporting company ☐ Emerging growth company ☐

If an emerging growth company, indicate by check mark if the registrant has elected not to use the extended transition period for complying with any new or revised financial accounting standards provided pursuant to Section 13(a) of the Exchange Act. ☐

Indicate by check mark whether the registrant has filed a report on and attestation to its management's assessment of the effectiveness of its internal control over financial reporting under Section 404(b) of the Sarbanes-Oxley Act (15 U.S.C. 7262(b)) by the registered public accounting firm that prepared or issued its audit report. ☒

If securities are registered pursuant to Section 12(b) of the Act, indicate by check mark whether the financial statements of the registrant included in the filing reflect the correction of an error to previously issued financial statements. ☐

Indicate by check mark whether any of those error corrections are restatements that required a recovery analysis of incentive-based compensation received by any of the registrant's executive officers during the relevant recovery period pursuant to §240.10D-1(b) ☐

Indicate by check mark whether the registrant is a shell company (as defined in Rule 12b-2 of the Act). Yes ☐ No ☒

The aggregate market value of the registrant's common stock held by non-affiliates as of June 28, 2024: 182,778,968,633.

The number of shares outstanding of the registrant's common stock as of January 31, 2025: 714,461,139.

DOCUMENTS INCORPORATED BY REFERENCE

Part III of this Form 10-K incorporates information by reference from the registrant's 2025 definitive proxy statement, which will be filed no later than 120 days after December 31, 2024.

McDONALD'S CORPORATION

TABLE OF CONTENTS

ORGANIZATION OF THIS ANNUAL REPORT ON FORM 10-K

The order and presentation of content in this Annual Report on Form 10-K ("Form 10-K") differs from the traditional U.S. Securities and Exchange Commission ("SEC") Form 10-K format. McDonald's Corporation believes the format used in this Form 10-K improves readability and better presents how it organizes and manages its business. See "Form 10-K Cross-Reference Index" for a cross-reference index to the traditional SEC Form 10-K format.

	Page
Forward-Looking Statements	3
About McDonald's	3
Business Summary	3
Management's Discussion and Analysis of Financial Condition and Results of Operations	7
Management's View of the Business	7
2024 Financial Performance	8
Strategic Direction	9
Outlook	11
Consolidated Operating Results	12
Cash Flows	21
Financial Position and Capital Resources	23
Other Matters	25
Other Key Information	26
Stock Performance Graph	26
Market for Registrant's Common Equity, Related Stockholder Matters and Issuer Purchases of Equity Securities	27
Risk Factors	28
Cybersecurity	35
Legal Proceedings	37
Properties	37
Information About our Executive Officers	38
Availability of Company Information	39
Financial Statements and Supplementary Data	39
Controls and Procedures	69
Security Ownership of Certain Beneficial Owners and Management and Related Stockholder Matters	69
Exhibits and Financial Statement Schedules	70
Form 10-K Cross-Reference Index	72
Signatures	73

All trademarks used herein are the property of their respective owners and are used with permission.

FORWARD-LOOKING STATEMENTS

The information in this Form 10-K contains forward-looking statements about future events and circumstances and their effects upon revenues, expenses and business opportunities. Generally speaking, any statement in this Form 10-K not based upon historical fact is a forward-looking statement. Forward-looking statements can also be identified by the use of forward-looking or conditional words, such as "could," "should," "can," "continue," "aim," "estimate," "forecast," "intend," "look," "may," "will," "expect," "believe," "anticipate," "plan," "remain," "confident," "commit," "enable," "potential" and "trajectory" or similar expressions. In particular, statements regarding the Company's plans, strategies, prospects and expectations regarding its business and industry, as well as environmental and social impact initiatives and similar commitments, are forward-looking statements. They reflect expectations, are not guarantees of performance and speak only as of the dates the statements are made. These forward-looking statements involve a number of risks and uncertainties. Factors that could cause actual results to differ materially from those in the forward-looking statements include those reflected in the Risk Factors section on page 28 of this Form 10-K and elsewhere in the Company's filings with the SEC. Except as required by law, the Company does not undertake to update such forward-looking statements. You should not rely unduly on forward-looking statements.

ABOUT McDONALD'S

McDonald's Corporation, the registrant, together with its subsidiaries, is referred to herein as the "Company." The Company, its franchisees and suppliers are referred to herein as the "System."

BUSINESS SUMMARY

GENERAL

For the year ended December 31, 2024, there were no material changes to the Company's corporate structure or in its method of conducting business. Refer to the Segment and Geographic Information section on page 52 of this Form 10-K for additional information.

DESCRIPTION OF THE BUSINESS

The Company franchises and owns and operates McDonald's restaurants, which serve a locally relevant menu of quality food and beverages in communities across more than 100 countries. Of the 43,477 McDonald's restaurants at year-end 2024, approximately 95% were franchised.

The Company's reporting segments are aligned with its strategic priorities and reflect how management reviews and evaluates operating performance. Significant reportable segments include the United States ("U.S.") and International Operated Markets. In addition, there is the International Developmental Licensed Markets & Corporate segment, which includes the results of over 75 countries as well as Corporate activities.

McDonald's franchised restaurants are owned and operated under one of the following structures - conventional franchise, developmental license or affiliate. The optimal ownership structure for an individual restaurant, trading area or market (country) is based on a variety of factors, including the availability of individuals with entrepreneurial experience and financial resources, as well as the local legal and regulatory environment in critical areas such as property ownership and franchising. The business relationship between the Company and its independent franchisees is supported by adhering to standards and policies, including McDonald's Global Brand Standards, and is of fundamental importance to overall performance and to protecting the McDonald's brand.

The Company is primarily a franchisor and believes franchising is paramount to delivering great-tasting food, locally relevant customer experiences and driving profitability. Franchising enables an individual to be their own employer and maintain control over all employment related matters, marketing and pricing decisions, while also benefiting from the strength of McDonald's global brand, operating system and financial resources.

Directly operating McDonald's restaurants contributes significantly to the Company's ability to act as a credible franchisor. One of the strengths of the franchising model is that the expertise from Company-owned and operated restaurants allows McDonald's to improve the operations and success of all restaurants while innovations from franchisees can be tested and, when viable, efficiently implemented across relevant restaurants. Having Company-owned and operated restaurants provides Company personnel with a venue for restaurant operations training experience. In addition, in our Company-owned and operated restaurants, and in collaboration with franchisees, the Company is able to further develop and refine operating standards, marketing concepts and product and pricing strategies.

The Company's revenues consist of sales by Company-owned and operated restaurants and fees from franchised restaurants operated by conventional franchisees, developmental licensees and affiliates. Fees vary by type of site, amount of Company investment, if any, and local business conditions. These fees, along with occupancy and operating rights, are stipulated in franchise/license agreements that generally have 20-year terms. The Company's Other revenues are comprised of fees paid by franchisees to recover a portion of costs incurred by the Company for various technology platforms, revenues from brand licensing arrangements to market and sell consumer packaged goods using the McDonald's brand and, for periods prior to its sale on April 1, 2022, third-party revenues for the Company's Dynamic Yield business.

Conventional Franchise

Under a conventional franchise arrangement, the Company generally owns or secures a long-term lease on the land and building for the restaurant location and the franchisee pays for equipment, signs, seating and décor. The Company believes that ownership of real estate, combined with the co-investment by franchisees, enables it to achieve restaurant performance levels that are among the highest in the industry.

Franchisees are responsible for reinvesting capital in their businesses over time. In addition, to accelerate implementation of certain initiatives, the Company may co-invest with franchisees to fund improvements to their restaurants or operating systems. These investments, developed in collaboration with franchisees, are designed to cater to consumer preferences, improve local business performance and increase the value of the McDonald's brand through the development of modernized, more attractive and higher revenue generating restaurants.

The Company requires franchisees to meet rigorous standards and generally does not work with passive investors. The business relationship with franchisees is designed to facilitate consistency and high quality at all McDonald's restaurants. Conventional franchisees contribute to the Company's revenue, primarily through the payment of rent and royalties based upon a percent of sales, with specified minimum rent payments, along with initial fees paid upon the opening of a new restaurant or grant of a new franchise. The Company's heavily franchised business model is designed to generate stable and predictable revenue, which is largely a function of franchisee sales, and resulting cash flow streams.

Developmental License or Affiliate

Under a developmental license or affiliate arrangement, licensees are responsible for operating and managing their businesses, providing capital (including the real estate interest) and developing and opening new restaurants. The Company generally does not invest any restaurant capital under a developmental license or affiliate arrangement, and it receives a royalty based on a percent of sales, and generally receives initial fees upon the opening of a new restaurant or grant of a new license.

While developmental license and affiliate arrangements are largely the same, affiliate arrangements are used in a limited number of foreign markets (primarily China and Japan) within the International Developmental Licensed Markets & Corporate segment as well as a limited number of individual restaurants within the International Operated Markets segment, where the Company also has an equity investment and records its share of net results in equity in earnings of unconsolidated affiliates.

PURPOSE, MISSION AND VALUES

Through its size and scale, McDonald's embraces and prioritizes its role and commitment to the communities in which it operates through its *purpose* to feed and foster communities, and its *mission* to make delicious feel-good moments easy for everyone. The Company is guided by five *core values* that define who it is and how it runs the business across the three-legged stool of McDonald's franchisees, suppliers, and employees:

1. *Serve* – We put our customers and people first;
2. *Inclusion* – We open our doors to everyone;
3. *Integrity* – We do the right thing;
4. *Community* – We are good neighbors; and
5. *Family* – We get better together.

The Company believes that its people, all around the world, set it apart and bring these values to life daily.

HUMAN CAPITAL MANAGEMENT

The Company's people strategies aim to support an inclusive environment that represents the communities in which it operates. To do this, the Company offers quality training and learning opportunities and upholds high standards of health and safety designed to create and maintain a safe and respectful workplace for its employees. In support of the Company's values, the Company's annual incentive plan holds the Chief Executive Officer ("CEO") and Executive Officers accountable for efforts that drive employee engagement and our values.

You can find more information about the Company's human capital management and related initiatives in our 2023-2024 Purpose & Impact Report and on the "Our Purpose & Impact" section of the Company's website.

People

Company employees, which include those in the Company's corporate and other offices as well as in Company-owned and operated restaurants, totaled over 150,000 worldwide as of year-end 2024, of which approximately 70% were based outside of the U.S. In addition to Company employees, the over two million individuals who work in McDonald's franchised restaurants around the world are critical to the Company's success, enabling it to drive long-term value creation and further its purpose and mission. People are at the cornerstone of the Company's business and an essential part of the System.

Commitment to Inclusion

Inclusion is one of the Company's core values, which it strives to integrate into business operations to deliver an inclusive experience for stakeholders—including employees, franchisees, suppliers, customers and the communities in which the Company operates.

Grounded in the Company's values, the Company believes in treating everyone with dignity, fairness and respect, always. There are four guiding principles the Company applies to evaluate its work: (i) our system thrives when we are shaped by the communities in which we operate, (ii) our early and full adoption of inclusion gives us a competitive advantage, (iii) individuals perform their best when they feel they belong and (iv) our priority is to be a responsible business, acting lawfully and being responsive to the business environment.

Safe & Respectful Workplaces

The Company believes that it has a responsibility to help protect the health and safety of anyone who works at or enters a McDonald's restaurant, a concept that is incorporated into Company policies, codes of conduct and guiding principles. The Company is committed to promoting safety in all of the Company's corporate and other offices and Company-owned and operated restaurants, as well as supporting franchisees to do the same in the restaurants they own and operate. The Company also works to foster respectful workplaces, where people can be themselves without fear of harassment, discrimination, retaliation or violence, and to help its franchisees do the same in their workplaces.

The Company's Global Brand Standards (which apply to all McDonald's restaurants, whether Company-owned and operated or franchised) prioritize action in four key areas: protecting employee health and safety, preventing workplace violence, preventing harassment, discrimination and retaliation, and listening through restaurant employee feedback.

The Company's existing procedures include several ways that an individual can report an incident or raise a concern. The Company requires all restaurants to maintain their own reporting process. In addition, the Global Business Integrity Line is available to anyone and allows for concerns to be reported anonymously.

The Company also strives to weave human rights into its day-to-day practices, helping fulfill its commitment to respect the rights of all people and communities who produce, serve, and enjoy McDonald's food. The Company's commitment to respect human rights is set out in its Human Rights Policy and is in line with the United Nations Guiding Principles on Business and Human Rights (UNGPs). In addition to the Human Rights Policy, the Company has standards, principles and policies to reinforce a culture of integrity and respect, forming the foundation of its efforts to feed and foster communities worldwide. As part of its efforts to promote respect for human rights through its standards, the Company has specifically set policies and guidance to help address and protect populations that may be most vulnerable to human rights violations. For example, the Company's Responsible and Ethical Recruitment Principles outline standards to prevent the exploitation of migrant workers and ensure responsible recruitment for this population at all McDonald's restaurants. Additional information about the Company's human rights approach and focus areas, as well as related policies and standards, can be found on the "Human Rights" section of the Company's website.

Compensation, Benefits, and Talent Development

The compensation and benefits provided to Company employees, including both corporate staff and Company-owned and operated restaurant employees, are established based upon competitive considerations in the relevant labor market. The amount and type of compensation varies by an employee's level and location, and typically includes some combination of the following (in addition to base pay): cash bonuses, stock-based awards, retirement savings programs, and health and welfare benefits. Company employees may also receive paid time off, family care resources, tuition assistance and flexible work schedules.

In 2021, the Company publicly communicated its ongoing commitment to equal pay, which is supported by an annual pay gap analysis that aims to ensure equitable pay practices are consistently implemented and executed across the Company.

Results of the 2024 pay gap analysis demonstrated our commitment by showing that women globally in Company-owned and operated markets were paid 99.93 cents on the dollar in base pay on average of what men were paid for similar work. Further, there was no base pay gap disfavoring underrepresented groups in the U.S. These results indicate the Company substantially attained equal pay, and in 2025 intends to continue its commitment to close pay gaps identified in annual equal pay analyses.

The Company follows Global Pay Principles to ensure that fair pay practices are understood and consistently implemented for all Company employees; these principles enforce its understanding that pay should be competitive, non-discriminatory, performance-based, understandable, and compliant with all applicable legal and regulatory requirements and standards.

Additionally, the Company has a long-standing commitment to providing training, education benefits and career path opportunities that empower its people. Learning and development is a competitive advantage to McDonald's and a true differentiator to its employee value proposition. McDonald's Hamburger University has multiple learning centers around the world, as well as online resources, that provide training for Company employees, as well as franchisees and their eligible employees. The Company is committed to providing opportunities for people to enhance their skills and fulfill their potential through talent development programs, apprenticeship opportunities, and language and technical skill training and support for continuing education, as it believes this helps to facilitate talent attraction, career development, and retention.

Communities

The Company aims to build strong and inclusive connections that deliver on the needs of the communities McDonald's serves, because the Company believes that doing so is consistent with the Company's business objectives and values. The Company is focused on partnering with organizations that share the Company's core values, harnessing its size and influence to help maximize collective impact, while also strengthening relationships with the communities in which it operates. The Company's strategy focuses on three key strategic outcome areas - Supporting Families, Times of Need, and Opportunity Employment.

The Company is proud to support Ronald McDonald House Charities ("RMHC") and their global network of over 255 local chapters in more than 60 countries and regions in their mission to provide essential services to remove barriers, strengthen families and promote healing when children need healthcare. In 2024, the Company delivered against its five-year, \$100 million commitment to RMHC.

McDonald's creates opportunities that encourage Company employees, franchisees and their employees, suppliers, and customers to get involved in philanthropic and volunteering opportunities.

PURPOSE & IMPACT

The Company prioritizes the environmental, social and governance issues that are of the highest importance to its stakeholders and where it believes the business can have the greatest impact to create long-term, sustainable value. The Company's Impact Strategy is centered around four Impact Areas: Our Planet; Food Quality & Sourcing; Jobs, Inclusion & Empowerment; and Community Connection. Within these Impact Areas, the Company has established certain strategies, goals, policies and performance indicators. The Company periodically reports progress on the "Purpose & Impact" section of its website.

The Company monitors the evolving environmental landscape to further understand potential risks and opportunities for the business in collaboration with expert partners. The Company believes taking action on environmental matters will drive long-term business value by ensuring that it is managing operational costs in its energy supply, improving the security of its raw material supply, stewarding the environment in its surrounding communities and reducing its exposure to increasing environmental risks, regulation and costs.

SUPPLY CHAIN, FOOD SAFETY AND QUALITY

The Company and its franchisees purchase food, packaging, equipment, and other goods from numerous independent suppliers. The Company has established and enforces high food safety and quality standards. The quality management systems and processes involve ongoing product reviews, supplier visits and third-party verifications with performance expectations. The Company requires periodic third-party food safety audits of suppliers to verify compliance with its food safety and quality standards. The audits help ensure that suppliers are meeting McDonald's Supplier Quality Management System (SQMS) standards. In addition, the Company promotes the consistency of its core menu by regular sensory evaluations and calibration trainings. A digital transformation project is underway to promote data excellence and continuous measures on quality and food safety performance. A Food Safety Advisory Council, comprised of the Company's internal food safety experts as well as suppliers and outside experts, supports the Company's food safety risk management work and provides strategic global leadership for all aspects of food safety and quality. The Company also has ongoing programs to elevate food safety culture throughout the business by educating employees about food safety practices, including proper storage, handling and preparation of food for customers, and conducting trainings for its suppliers and restaurant operators to share best practices on food safety and quality.

The Company collaborates with suppliers to encourage innovation and drive continuous improvement across its global supply chain. The Company also works closely with suppliers and other third-party experts to drive sustainable sourcing initiatives and to improve the health and welfare of the animals within its supply chain. Led by its Global Chief Supply Chain Officer, the Company has a comprehensive strategy that its global supply chain organization leverages to identify, assess, and manage risk in its supply chain.

To reinforce the importance of its values, the Company maintains a Supplier Code of Conduct that applies to all of its suppliers. The Company expects all of its suppliers to meet the rigorous standards set forth in the Code, which cover areas including human rights, workplace environment, business integrity and environmental management. In addition, the Company has a comprehensive Supplier Workplace Accountability (SWA) program to help suppliers understand its expectations, verify compliance and work toward continuous improvement.

PRODUCTS

McDonald's restaurants offer a substantially uniform menu, although there are geographic variations to suit local consumer preferences and tastes.

McDonald's menu features hamburgers and cheeseburgers, the Big Mac, the Quarter Pounder with Cheese, the Filet-O-Fish, and several chicken sandwiches like the McChicken, McCrispy and McSpicy, as well as Chicken McNuggets, World Famous Fries, shakes, McFlurry frozen desserts, sundaes, soft serve cones, cookies, pies, soft drinks, coffee, McCafé beverages and other beverages.

McDonald's restaurants in the U.S. and many international markets offer a full or limited breakfast menu. Breakfast offerings may include breakfast sandwiches, such as the Egg McMuffin, Sausage McMuffin with Egg and McGriddles, biscuit and bagel sandwiches, oatmeal, hash browns, breakfast burritos and hotcakes.

In addition to these menu items, restaurants sell a variety of other products during limited-time promotions.

Taste, quality, choice, value and nutrition are important to customers, and the Company is continuously evolving its menu to meet its customers' needs, including testing new products on an ongoing basis.

MARKETING

McDonald's global brand is well known. Marketing, promotional and public relations activities are designed with customers in mind and are focused on promoting the McDonald's brand and differentiating the Company from its competitors. Marketing and promotional efforts focus on value, quality, food taste, menu choice, nutrition, convenience, cultural relevance and the customer experience.

INTELLECTUAL PROPERTY

The Company owns or is licensed to use valuable intellectual property, including trademarks, service marks, patents, copyrights, trade secrets and other proprietary information. The Company considers the "McDonald's" trademark and the Golden Arches Logo to be of material importance to its business. Depending on the jurisdiction, trademarks and service marks generally are valid as long as they are used and/or registered. The Company's patents, copyrights and licenses are of varying durations.

COMPETITION

McDonald's restaurants compete with international, national, regional and local retailers of traditional, fast casual and other food service competitors. The Company measures its competitive position within the informal eating out ("IEO") segment, which is inclusive of the Company's primary competition of quick-service restaurants, but also includes 100% home delivery/takeaway providers, convenience stores, street stalls or kiosks, cafés, specialist coffee shops, self-service cafeterias and juice/smoothie bars. The Company competes among quick-service restaurants primarily on the basis of price, convenience, service, experience, menu variety and product quality.

GOVERNMENT REGULATIONS

The Company has global operations and is therefore subject to the laws of the United States and many foreign jurisdictions in which it operates and the rules and regulations of various governing bodies, which may differ among jurisdictions. As discussed under "Legal Proceedings – Government Regulations" on page [37](#) of this Form 10-K, governments have adopted laws and regulations involving various aspects of the restaurant business, including, but not limited to, advertising, franchising, health, safety, environment, competition, zoning, employment and taxation.

While costs associated with legal and regulatory compliance have increased along with the number and scope of laws and regulations affecting our business, these costs are not expected to have a material effect on the Company's capital expenditures, earnings or competitive position.

MANAGEMENT'S DISCUSSION AND ANALYSIS OF FINANCIAL CONDITION AND RESULTS OF OPERATIONS

MANAGEMENT'S VIEW OF THE BUSINESS

In analyzing business trends, management reviews results on a constant currency basis and considers a variety of performance and financial measures, some of which are considered to be non-GAAP, including comparable sales and guest count growth, Systemwide sales growth, after-tax return on invested capital from continuing operations, free cash flow and free cash flow conversion rate, as described below. Management believes these measures are important in understanding the financial performance of the Company.

- Constant currency results exclude the effects of foreign currency translation and are calculated by translating current year results at prior year average exchange rates. Management reviews and analyzes business results excluding the effect of foreign currency translation, impairment and other charges and gains, as well as material regulatory and other income tax impacts, and bases incentive compensation plans on these results because the Company believes this better represents underlying business trends.
- Comparable sales and comparable guest counts are compared to the same period in the prior year and represent sales and transactions, respectively, at all restaurants, whether owned and operated by the Company or by franchisees, in operation at least thirteen months including those temporarily closed. Some of the reasons restaurants may be temporarily closed include reimaging or remodeling, rebuilding, road construction, natural disasters, pandemics and acts of war, terrorism or other hostilities. Restaurants in Russia were treated as permanently closed as of April 1, 2022 and therefore excluded from the calculation of comparable sales and comparable guest counts beginning in the second quarter of 2022. Comparable sales exclude the impact of currency translation and the sales of any market considered hyperinflationary (generally identified as those markets whose cumulative inflation rate over a three-year period exceeds 100%), which management believes more accurately reflects the underlying business trends. Beginning in the first quarter of 2023, McDonald's excluded results from Argentina and Lebanon in the calculation of comparable sales due to hyperinflation (Venezuela continues to be excluded). Comparable sales are driven by changes in guest counts and average check, the latter of which is affected by changes in pricing and product mix.
- Systemwide sales include sales at all restaurants, whether owned and operated by the Company or by franchisees. Systemwide sales to loyalty members is comprised of all sales to customers who self-identify as a loyalty member when transacting with both Company-owned and operated and franchised restaurants. Systemwide sales to loyalty members are measured across 60 markets with loyalty programs. Systemwide sales to loyalty members represents an aggregation of the prior four quarters of sales to loyalty members active in the last 90 days of the respective quarter. While franchised sales are not recorded as revenues by the Company, management believes the information is important in understanding the Company's financial performance because these sales are the basis on which the Company calculates and records franchised revenues and are indicative of the financial health of the franchisee base. The Company's revenues consist of sales by Company-owned and operated restaurants and fees from franchised restaurants operated by conventional franchisees, developmental licensees and affiliates. Changes in Systemwide sales are primarily driven by comparable sales and net restaurant unit expansion.
- The Company's after-tax return on invested capital ("ROIC") from continuing operations is a metric that management believes measures capital-allocation effectiveness over time. Other companies may calculate ROIC differently, limiting the usefulness of the measure for comparisons with other companies. Refer to the reconciliation in Exhibit 99.1 to this Form 10-K for further information on the Company's calculation of ROIC.
- Free cash flow, defined as cash provided by operations less capital expenditures, and free cash flow conversion rate, defined as free cash flow divided by net income, are measures reviewed by management in order to evaluate the Company's ability to convert net profits into cash resources, after reinvesting in the core business, that can be used to pursue opportunities to enhance shareholder value. Refer to the reconciliations in Exhibit 99.1 to this Form 10-K for further information on the Company's calculations of free cash flow and free cash flow conversion rate.

2024 FINANCIAL PERFORMANCE

In 2024, global comparable sales decreased 0.1%.

- Comparable sales in the U.S. increased 0.2%, benefiting from average check growth, partly offset by negative comparable guest counts.
- Comparable sales in the International Operated Markets segment decreased 0.2%, reflecting mixed results across the markets. Negative comparable sales across some markets, led by France, was partly offset by positive comparable sales in most markets.
- Comparable sales in the International Developmental Licensed Markets segment decreased 0.3%. The continued impact of the war in the Middle East and negative comparable sales in China more than offset positive comparable sales in Latin America and Japan.

Earnings and cash flow growth rates presented below were impacted in 2024 by restructuring charges associated with *Accelerating the Organization* and net charges primarily consisting of transaction costs, property sale gains and non-cash impairment charges associated with the sale of McDonald's business in South Korea and transaction costs associated with the acquisition of McDonald's business in Israel. Additionally, 2023 results were impacted by charges related to the Company's *Accelerating the Arches* growth strategy, including restructuring charges associated with *Accelerating the Organization*, and charges related to the write-off of impaired software no longer in use.

Current year and prior year charges and gains are detailed along with reconciliations to the non-GAAP measures in the Net Income and Diluted Earnings Per Share section on page [13](#) and Operating Income section on page [18](#) in this Form 10-K.

In addition to the comparable sales results above, the Company had the following financial results in 2024:

- Consolidated revenues increased 2% (2% in constant currencies) to \$25.9 billion.
- Systemwide sales increased 1% (2% in constant currencies) to \$130.7 billion.
- Consolidated operating income increased 1% (1% in constant currencies) to \$11.7 billion.
- Operating margin, defined as operating income as a percent of total revenues, decreased from 46% in 2023 to 45% in 2024.
- Diluted earnings per share of \$11.39 decreased 1% (1% in constant currencies).
- Cash provided by operations was \$9.4 billion, a 2% decrease from the prior year.
- Capital expenditures of \$2.8 billion were mainly allocated to new restaurant openings and, to a lesser extent, to reinvestment in existing restaurants.
- Free cash flow was \$6.7 billion, an 8% decrease from the prior year.
- Across the System, over 2,100 new restaurants (including those in our developmental licensee and affiliated markets) were opened.
- The Company increased its quarterly cash dividend per share by 6% to \$1.77 for the fourth quarter, equivalent to an annual dividend of \$7.08 per share. The Company returned a total of \$7.7 billion to shareholders through dividends and share repurchases in 2024.

STRATEGIC DIRECTION

The Company's *Accelerating the Arches* growth strategy (the "Strategy") encompasses all aspects of McDonald's business as the leading global omni-channel restaurant brand. Our Strategy reflects the Company's purpose, mission and values, as well as growth pillars that build on the Company's competitive advantages. The Company's guiding purpose, mission and values are discussed in a dedicated section on page 4 of this Form 10-K.

GROWTH PILLARS

The following growth pillars, M-C-D, build on historic strengths and articulate areas of further opportunity. Under our Strategy, the Company will:

- **Maximize our Marketing** by investing in new, culturally relevant approaches, grounded in fan truths, to effectively communicate the story of our brand, food and purpose. The Company continues to build relevance with customers through emotional connections and world class creative, which are central to the brand's "Feel-Good Marketing" approach. This is exemplified by campaigns that elevate the entire brand and continue to be scaled around the globe to connect with customers in authentic and relatable ways. The Company is committed to a marketing strategy that highlights value at every tier of the menu, as providing delicious and affordable menu options remains a cornerstone of the McDonald's brand. This includes everyday low-price options on our menu, affordable meal bundles, limited-time deals and personalized value and digital offers available in our mobile app.
- **Commit to the Core** menu by tapping into customer demand for the familiar and focusing on serving our iconic products that are beloved by customers around the world such as our World Famous Fries, Big Mac, Quarter Pounder and Chicken McNuggets, which are some of our seventeen unique billion-dollar brands. Building on its foundational strength with burgers, the Company will continue to evolve and innovate its longest-standing menu item with plans to implement "Best Burger"; a series of operational and formulation changes designed to deliver hotter, juicier, tastier burgers to nearly all markets by the end of 2026. Further, the Company is focused on continuing to gain share in the rapidly growing chicken category, as we continue to aggressively grow our chicken brands. This includes plans to offer the McCrispy sandwich in nearly all markets by the end of 2025 and to extend the McCrispy brand into strips and wraps in several markets. These planned innovations and new menu offerings reflect the Company's ability to meet evolving customer preferences. The Company also continues to see a significant opportunity with beverages, such as coffee, demonstrated by markets leveraging the McCafé brand, customer experience, value and quality to drive long-term growth.
- **Double Down on the 4D's: Digital, Delivery, Drive Thru and Restaurant Development** by continuing to leverage competitive strengths and building a powerful digital experience growth engine to deliver a personalized and convenient customer experience. As another way to unlock further growth, the Company plans to continue to accelerate the pace of restaurant openings and technology innovation so that whenever and however customers choose to interact with McDonald's, they can enjoy a fast, easy experience that meets their needs.
 - **Digital:** The Company's digital experience is transforming how customers order, pay and receive their food. Through digital tools, customers can access personalized offers, participate in a loyalty program, order through our mobile app and receive McDonald's food through the channel of their choice. In the U.S., we are providing increased convenience to customers through "Ready on Arrival"; a digital enhancement that enables crew to begin assembling a customer's mobile order prior to arrival at the restaurant to expedite service and elevate customer satisfaction. The Company plans to deploy this initiative in its top six markets by the end of 2025. The Company has successful loyalty programs in 60 markets, including its top six markets. McDonald's loyalty customers have proven to be highly engaged, and the Company plans to increase its 90-day active users to 250 million by the end of 2027. Further, the Company plans to grow its annual Systemwide sales to loyalty members to \$45.0 billion by the end of 2027.
 - **Delivery:** The Company offers delivery from over 38,000 restaurants across approximately 100 markets, representing nearly 90% of McDonald's restaurants. The Company is continuing to build on and enhance the delivery experience for customers, including adding the ability to place a delivery order in our mobile app (a feature that is currently available in five of the Company's top markets). The Company continues to scale this capability and expects to increase the percentage of Systemwide delivery sales originating from our mobile app to 30% by the end of 2027. The Company also has long-term strategic partnerships with delivery providers that continue to benefit the Company, customers and franchisees by optimizing operational efficiencies and creating a seamless customer experience.
 - **Drive Thru:** The Company has the most drive thru locations worldwide, with nearly 28,000 drive thru locations globally, including over 95% of the over 13,500 locations in the U.S. This channel remains a competitive advantage in meeting customers' demand for flexibility and choice. McDonald's network currently provides unmatched scale and convenience for customers, while also offering significant growth opportunities, such as adding additional drive thru lanes to increase capacity and improve speed and efficiency. The Company continues to build on its drive thru advantage, as the vast majority of new restaurant openings in the U.S. and International Operated Markets will include a drive thru.
 - **Restaurant Development:** The Company will continue to accelerate the pace of restaurant openings to attempt to fully capture the demand being driven through our Strategy in many of our largest markets. In 2025, the Company plans to open about 2,200 new restaurants across the globe, which will contribute to slightly over 4% new unit growth (net of closures). Further, the Company continues to build on its industry-leading development, by progressing toward the targeted expansion to 50,000 restaurants by the end of 2027, which would make it the fastest period of restaurant unit growth in Company history.

FOUNDATION AND PLATFORMS

Foundational to our Strategy is keeping the customer and restaurant crew at the center of everything the Company does, along with focusing relentlessly on running great restaurants, empowering our people and continuing to modernize our ways of working. Further, as part of the Company's plans for long term growth and solidifying McDonald's leadership position, the Company will continue to develop and implement three technology-enabled platforms designed to build our competitive advantages, cement our place in culture and stay one step ahead of our customers' expectations. Together, our foundation and platforms will extend the Company's leadership position and unlock new growth opportunities and efficiencies for our business over the long-term.

Our platforms are:

- **Consumer:** The Company is building **one of the world's largest consumer platforms to fuel engagement**, which will bring together the best of our brand and utilize our physical and digital competitive advantages. The consumer platform will enable the Company to accelerate growth in our loyalty program and drive valuable loyalty customers to visit more frequently.
- **Restaurant:** The Company is **building the easiest and most efficient restaurant operating platform** which enables the Company and franchisees to run restaurants more efficiently and utilize the latest cloud-based technology to make it easier for restaurant crew to deliver exceptional customer service. The Company intends to deploy new, universal software that all McDonald's restaurants will run on, enabling restaurants to roll out innovation even faster, with less complexity and more stability; and customers will enjoy a more familiar, consistent experience.
- **Company:** The Company is **building a modern company platform, through our Global Business Services (GBS) organization, that unlocks speed and innovation** throughout the organization, to enable further growth as it modernizes the way it works by focusing on becoming faster, more innovative and more efficient at solving problems for its customers and people.

Our Strategy is aligned with the Company's capital allocation philosophy of: (i) invest in opportunities to grow the business and drive strong returns, including both capital expenditures as well as investments in technology, digital, and our GBS organization, (ii) prioritize our dividend and (iii) repurchase shares with remaining free cash flow over time.

The Company believes our Strategy builds on our inherent strengths by harnessing the Company's competitive advantages while leveraging its size, scale, agility and the power of the McDonald's brand to adapt and adjust to meet customer demands in varying economic environments, including the current industry-wide challenges associated with more discerning consumer spending. Our Strategy is supported by a strong global senior leadership team aimed at executing against the MCD growth pillars, further developing our three platforms and driving long-term growth through increasing guest counts and growing industry market share.

OUTLOOK

2025 Outlook

Based on current conditions, the following is provided to assist in forecasting the Company's future results for 2025.

- The Company expects net restaurant unit expansion will contribute slightly over 2% to 2025 Systemwide sales growth, in constant currencies.
- The Company expects full year 2025 Selling, general and administrative expenses of about 2.2% of Systemwide sales.
- The Company expects 2025 operating margin percent to be in the mid-to-high 40% range.
- Based on current interest and foreign currency exchange rates, the Company expects interest expense for the full year 2025 to increase between 4% and 6% driven primarily by higher average debt balances and higher average interest rates.
- The Company expects the effective income tax rate for the full year 2025 to be between 20% and 22%. Some volatility may result in a quarterly tax rate outside of the annual range.
- The Company expects 2025 capital expenditures to be between \$3.0 and \$3.2 billion, with the majority directed towards new restaurant unit expansion across the U.S. and International Operated Markets. Globally, the Company expects to open approximately 2,200 restaurants. The Company expects to open about 600 restaurants in the U.S. and International Operated Markets segments, and that developmental licensees and affiliates will contribute capital towards about 1,600 restaurant openings in their respective markets. The Company expects nearly 1,800 net restaurant additions in 2025.
- The Company expects to achieve a free cash flow conversion rate in the low-to-mid 80% range.

Long-Term Outlook

Over the long-term, the Company expects to achieve the following average annual financial targets:

- Net restaurant unit expansion of about 2.5% of Systemwide sales growth, in constant currencies;
- Continued operating margin expansion;
- Sequential increases in capital expenditures of about \$300 million to \$500 million each year through 2027;
- Between 4% and 5% net new restaurant unit growth, targeting 50,000 global units by 2027 with a run rate of about 1,000 gross restaurant openings across the U.S. and International Operated Markets segments in 2027; and
- Free cash flow conversion rate targeted to be in the 90% range, with the conversion percentage likely below this target during a period of heightened investments.

CONSOLIDATED OPERATING RESULTS

The following discussion should be read in conjunction with the consolidated financial statements and accompanying notes beginning on page 39 of this Form 10-K. This section generally discusses 2024 and 2023 items and the year-to-year comparisons between the years ended December 31, 2024 and 2023. Discussions of 2022 items and the year-to-year comparisons between the years ended December 31, 2023 and 2022 are not included in their entirety in this Form 10-K and can be found in the "Management's Discussion and Analysis of Financial Condition and Results of Operations" section of the Company's Annual Report on Form 10-K for the year ended December 31, 2023, filed with the SEC on February 22, 2024.

In the first quarter of 2024, the Company changed its rounding presentation to the nearest whole number in millions of reported amounts, except per share data or as otherwise designated. The change in rounding presentation has been applied to all prior year amounts presented. In certain circumstances, this change adjusted previously reported balances, however, these changes were not significant, and no other changes were made to previously reported financial information. Additionally, certain columns and rows in financial tables within management's discussion and analysis of financial condition and results of operations may not add due to rounding. Percentages have been calculated from the underlying whole-dollar amounts for all periods presented.

Impact of the War in the Middle East

The Company's Systemwide sales and revenue have continued to be negatively impacted by the war in the Middle East, primarily in the International Developmental Licensed Markets & Corporate segment, where the majority of restaurants are under a developmental license or affiliate arrangement. The Company is monitoring the evolving situation, which it expects to continue to have a negative impact on Systemwide sales and revenue until the war concludes and the macroeconomic conditions recover. The Company generally does not invest any restaurant capital under a developmental license or affiliate arrangement, and it receives a royalty based on a percent of sales, and generally receives initial fees upon the opening of a new restaurant or grant of a new license.

<i>Operating results</i>					
	2024		2023		2022
<i>Dollars and shares in millions, except per share data</i>	<i>Amount</i>	<i>Increase/ (decrease)</i>	<i>Amount</i>	<i>Increase/ (decrease)</i>	<i>Amount</i>
Revenues					
Revenues from franchised restaurants	\$15,715	2 %	\$15,437	9 %	\$14,106
Sales by Company-owned and operated restaurants	9,782	—	9,742	11	8,748
Other revenues	423	34	316	(4)	329
Total revenues	25,920	2	25,494	10	23,183
Operating costs and expenses					
Franchised restaurants-occupancy expenses	2,536	2	2,475	5	2,350
Company-owned and operated restaurant expenses	8,334	1	8,224	11	7,381
Other restaurant expenses	339	46	232	(5)	245
Selling, general & administrative expenses					
Depreciation and amortization	447	17	382	3	370
Other	2,412	(1)	2,435	(2)	2,492
Other operating (income) expense, net	139	41	99	(90)	974
Total operating costs and expenses	14,208	3	13,847	—	13,812
Operating income	11,712	1	11,647	—	9,371
Interest expense	1,506	11	1,361	13	1,207
Nonoperating (income) expense, net	(139)	(41)	(236)	n/m	339
Income before provision for income taxes	10,345	(2)	10,522	34	7,825
Provision for income taxes	2,121	3	2,053	25	1,648
Net income	\$ 8,223	(3%)	\$ 8,469	37%	\$ 6,177
Earnings per common share—diluted	\$ 11.39	(1%)	\$ 11.56	39%	\$ 8.33
Weighted-average common shares outstanding—diluted	721.9	(1%)	732.3	(1)%	741.3

n/m Not meaningful

IMPACT OF FOREIGN CURRENCY TRANSLATION

The impact of foreign currency translation on consolidated operating results in 2024 primarily reflected the weakening of most major currencies against the U.S. Dollar, partly offset by the strengthening of the British Pound.

While changes in foreign currency exchange rates affect reported results, McDonald's mitigates exposures, where practical, by purchasing goods and services in local currencies, financing in local currencies and hedging certain foreign-denominated cash flows. Results excluding the effect of foreign currency translation (referred to as constant currency) are calculated by translating current year results at prior year average exchange rates.

In millions, except per share data	Reported amount			Currency translation benefit/(cost)		
	2024	2023	2022	2024	2023	2022
Revenues	\$25,920	\$25,494	\$23,183	\$ (57)	\$ 22	\$ (1,419)
Franchised margins	13,178	12,962	11,756	(31)	23	(646)
Company-owned and operated margins	1,447	1,517	1,368	(9)	1	(99)
Selling, general & administrative expenses	2,858	2,817	2,862	—	(3)	63
Operating income	11,712	11,647	9,371	(46)	19	(652)
Net income	8,223	8,469	6,177	(41)	30	(386)
Earnings per common share—diluted	11.39	11.56	8.33	(0.06)	0.04	(0.52)

NET INCOME AND DILUTED EARNINGS PER COMMON SHARE

In 2024, net income decreased 3% (2% in constant currencies) to \$8.2 billion and diluted earnings per common share decreased 1% (1% in constant currencies) to \$11.39. Foreign currency translation had a negative impact of \$0.06 on diluted earnings per share.

2024 results included:

- Pre-tax charges of \$221 million, or \$0.25 per share primarily related to restructuring charges associated with the Company's internal effort to modernize ways of working (*Accelerating the Organization*)
- Net pre-tax charges of \$70 million, or \$0.08 per share, primarily consisted of transaction costs, property sale gains and non-cash impairment charges associated with the sale of McDonald's business in South Korea and transaction costs associated with the acquisition of McDonald's business in Israel

2023 results included:

- Pre-tax charges of \$290 million, or \$0.30 per share, related to the Company's *Accelerating the Arches* growth strategy, including restructuring charges associated with *Accelerating the Organization*
- Pre-tax charges of \$72 million, or \$0.08 per share, related to the write-off of impaired software no longer in use

Outlined below is additional information for the full year 2024 and 2023:

Net Income Reconciliation

	Amount		Increase/ (decrease)	Increase/(decrease) excluding currency translation
	2024	2023	2024	2024
GAAP net income	\$ 8,223	\$ 8,469	(3%)	(2%)
(Gains)/Charges	236	274		
Non-GAAP net income	\$ 8,459	\$ 8,742	(3)%	(3)%

Diluted Earnings Per Common Share Reconciliation

	Amount		Increase/ (decrease)	Increase/(decrease) excluding currency translation
	2024	2023	2024	2024
GAAP earnings per share-diluted	\$ 11.39	\$ 11.56	(1%)	(1%)
(Gains)/Charges	0.33	0.38		
Non-GAAP earnings per share-diluted	\$ 11.72	\$ 11.94	(2)%	(1)%

The decrease in 2024 net income and diluted earnings per common share was primarily driven by higher interest expense, a higher effective tax rate and lower non-operating income, partly offset by higher sales-driven Franchised margins and lower weighted-average shares outstanding.

The Company repurchased 10.1 million shares of its stock for \$2.8 billion in 2024 and 11.1 million shares of its stock for \$3.1 billion in 2023.

REVENUES

The Company's revenues consist of fees from restaurants owned and operated by franchisees, developmental licensees and affiliates and sales by Company-owned and operated restaurants. Revenues from conventional franchised restaurants include rent and royalties based on a percent of sales with minimum rent payments, and initial fees. Revenues from restaurants licensed to developmental licensees and affiliates include a royalty based on a percent of sales, and generally include initial fees. The Company's Other revenues are comprised of fees paid by franchisees to recover a portion of costs incurred by the Company for various technology platforms, revenues from brand licensing arrangements to market and sell consumer packaged goods using the McDonald's brand and, for periods prior to its sale on April 1, 2022, third-party revenues for the Company's Dynamic Yield business.

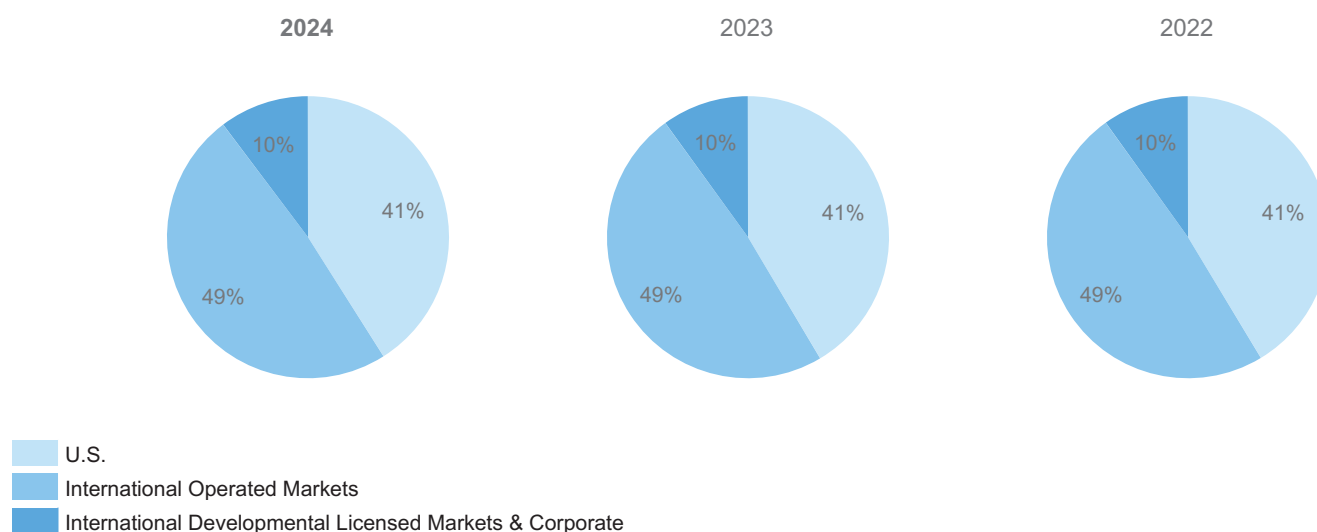
Franchised restaurants represented approximately 95% of McDonald's restaurants worldwide at December 31, 2024. The Company's heavily franchised business model is designed to generate stable and predictable revenue, which is largely a function of franchisee sales, and resulting cash flow streams. In 2024, the Company provided an immaterial amount of assistance, including royalty relief and/or deferral of cash collection for certain franchisees.

Revenues

Dollars in millions	Amount			Increase/(decrease)		Increase/(decrease) excluding currency translation	
	2024	2023	2022	2024	2023	2024	2023
Franchised revenues:							
U.S.	\$ 7,211	\$ 7,163	\$ 6,585	1%	9%	1%	9%
International Operated Markets	6,746	6,549	5,985	3	9	3	8
International Developmental Licensed Markets & Corporate	1,758	1,724	1,536	2	12	5	15
Total	\$15,715	\$15,437	\$14,106	2%	9%	2%	9%
Company-owned and operated sales:							
U.S.	\$ 3,197	\$ 3,221	\$ 2,836	(1%)	14%	(1%)	14%
International Operated Markets	5,713	5,702	5,179	—	10	—	10
International Developmental Licensed Markets & Corporate	872	819	733	6	12	9	13
Total	\$ 9,782	\$ 9,742	\$ 8,748	—%	11%	1%	12%
Total Franchised revenues and Company-owned and operated sales:							
U.S.	\$10,407	\$10,384	\$ 9,421	—%	10%	—%	10%
International Operated Markets	12,458	12,251	11,164	2	10	2	9
International Developmental Licensed Markets & Corporate	2,630	2,543	2,269	3	12	6	14
Total	\$25,496	\$25,178	\$22,854	1%	10 %	1%	10%
Total Other revenues	\$ 423	\$ 316	\$ 329	34%	(4%)	34%	(3%)
Total Revenues	\$25,920	\$25,494	\$23,183	2%	10%	2%	10%

In 2024, total Franchised revenues and Company-owned and operated sales increased 1% (1% in constant currencies) benefiting from positive franchised sales performance in the U.S. and International Operated Markets segment. Revenue growth in the International Developmental Licensed Markets & Corporate segment benefited from the acquisition of McDonald's business in Israel and positive sales performance in the segment, partly offset by the sale of McDonald's business in South Korea.

TOTAL REVENUES BY SEGMENT



The following tables present comparable sales and Systemwide sales increases/(decreases):

Comparable sales increases/(decreases)

	2024	2023	2022
U.S.	0.2%	8.7%	5.9%
International Operated Markets	(0.2)	9.2	13.3
International Developmental Licensed Markets & Corporate	(0.3)	9.4	16.0
Total Company	(0.1%)	9.0%	10.9%

*Systemwide sales increases/(decreases)**

	2024	2023	Increase/(decrease) excluding currency translation	2024	2023
U.S.	1%	9 %	1%	1%	9%
International Operated Markets	2	11	2	2	10
International Developmental Licensed Markets & Corporate	—	9	4	4	12
Total Company	1%	10%	2%	2%	10%

*Unlike comparable sales, the Company has not excluded sales from hyperinflationary markets from Systemwide sales as these sales are the basis on which the Company calculates and records revenues.

Franchised sales are not recorded as revenues by the Company, but are the basis on which the Company calculates and records franchised revenues and are indicative of the financial health of the franchisee base. The following table presents franchised sales and the related increases/(decreases):

Franchised sales

	2024	2023	Amount	Increase/(decrease)	Increase/(decrease) excluding currency translation	2024	2023
<i>Dollars in millions</i>							
U.S.	\$ 50,272	\$ 49,914	\$ 45,898	1%	9%	1%	9%
International Operated Markets	39,132	38,264	34,537	2	11	2	10
International Developmental Licensed Markets & Corporate	31,529	31,573	29,038	—	9	3	12
Total	\$120,933	\$119,750	\$109,473	1%	9%	2%	10%
<i>Ownership type</i>							
Conventional franchised	\$ 88,934	\$ 87,809	\$ 80,066	1 %	10 %	2 %	10 %
Developmental licensed	19,736	20,045	18,444	(2)	9	(1)	9
Foreign affiliated	12,263	11,896	10,963	3	9	4	9
Total	\$120,933	\$119,750	\$109,473	1%	9%	2%	10%

RESTAURANT MARGINS

Franchised restaurant margins are measured as revenues from franchised restaurants less franchised restaurant occupancy costs. Franchised revenues include rent and royalties based on a percent of sales, and initial fees. Franchised restaurant occupancy costs include lease expense and depreciation, as the Company generally owns or secures a long-term lease on the land and building for the restaurant location.

Company-owned and operated restaurant margins are measured as sales from Company-owned and operated restaurants less costs for food & paper, payroll & employee benefits and occupancy & other operating expenses necessary to run an individual restaurant. Company-owned and operated margins exclude costs that are not allocated to individual restaurants, primarily payroll & employee benefit costs of non-restaurant support staff, which are included in Selling, general and administrative expenses.

Restaurant margins

Dollars in millions	Amount			Increase/(decrease)		Increase/(decrease) excluding currency translation	
	2024	2023	2022	2024	2023	2024	2023
Franchised:							
U.S.	\$ 5,916	\$ 5,877	\$ 5,341	1%	10%	1%	10%
International Operated Markets	5,514	5,379	4,899	3	10	2	9
International Developmental Licensed Markets & Corporate	1,748	1,706	1,516	2	13	6	15
Total	\$ 13,178	\$ 12,962	\$ 11,756	2%	10%	2%	10%
Company-owned and operated:							
U.S.	\$ 417	\$ 488	\$ 429	(15%)	14%	(15%)	14%
International Operated Markets	948	995	913	(5)	9	(4)	9
International Developmental Licensed Markets & Corporate	n/m	n/m	n/m	n/m	n/m	n/m	n/m
Total	\$ 1,447	\$ 1,517	\$ 1,368	(5%)	11%	(4%)	11%
Total restaurant margins:							
U.S.	\$ 6,334	\$ 6,366	\$ 5,770	(1%)	10 %	(1%)	10 %
International Operated Markets	6,462	6,374	5,813	1	10	1	9
International Developmental Licensed Markets & Corporate	n/m	n/m	n/m	n/m	n/m	n/m	n/m
Total	\$ 14,625	\$ 14,479	\$ 13,124	1%	10 %	1%	10 %

n/m Not meaningful

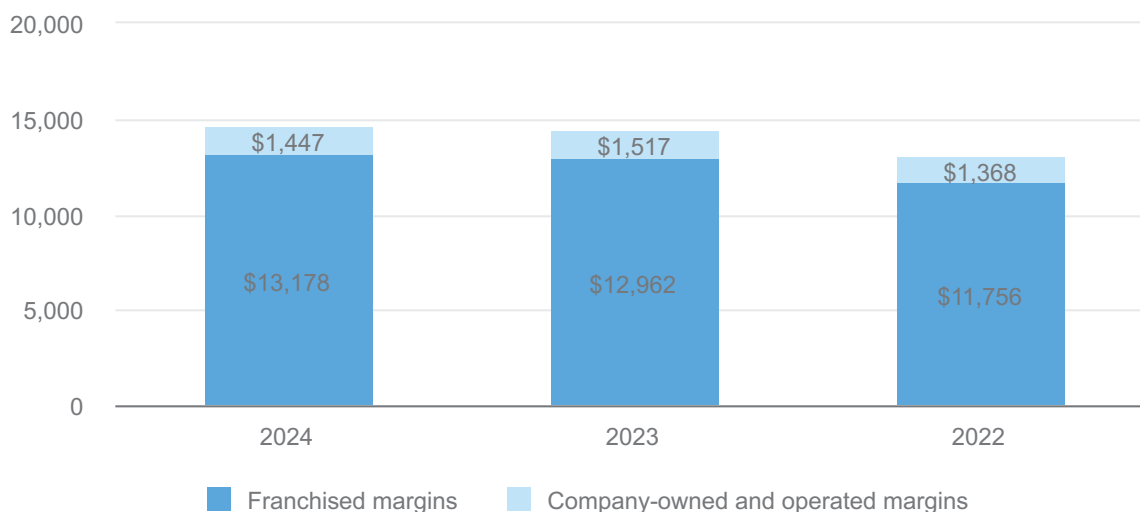
In 2024, total restaurant margins increased 1% (1% in constant currencies), which benefited from sales-driven growth in the International Operated Markets segment and sales-driven franchised margins in the U.S., partly offset by negative Company-owned and operated sales performance in the U.S.

Franchised margins represented approximately 90% of restaurant margin dollars.

Company-owned and operated margins reflected negative sales performance in the U.S. and positive sales performance in the International Operated Markets segment. Both segments were also impacted by ongoing inflationary cost pressures.

Total restaurant margins included \$1.6 billion of depreciation and amortization expenses in 2024.

RESTAURANT MARGINS BY TYPE (In millions)



SELLING, GENERAL & ADMINISTRATIVE EXPENSES

Selling, general & administrative expenses

Dollars in millions	Amount			Increase/(decrease)		Increase/(decrease) excluding currency translation	
	2024	2023	2022	2024	2023	2024	2023
U.S.	\$ 654	\$ 661	\$ 692	(1%)	(5%)	(1%)	(5%)
International Operated Markets	631	635	629	(1)	1	(1)	—
International Developmental Licensed Markets & Corporate ⁽¹⁾	1,573	1,521	1,541	3	(1)	3	(1)
Total Selling, General & Administrative Expenses	\$2,858	\$2,817	\$2,863	1%	(2%)	1%	(2%)
Less: Incentive-Based Compensation ⁽²⁾	268	424	404	(37)	5	(37)	5%
Total Excluding Incentive-Based Compensation	\$2,591	\$2,393	\$2,459	8%	(3%)	8%	(3%)

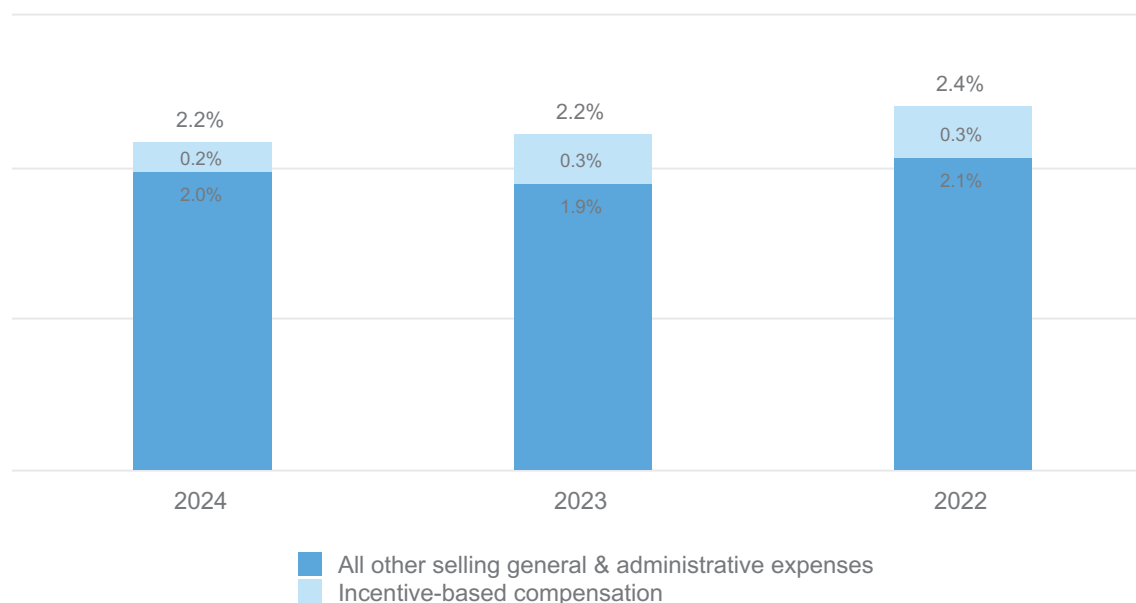
(1) Includes corporate office support costs in areas such as facilities, finance, human resources, investments in strategic technology initiatives, legal, marketing, restaurant operations, supply chain and training.

(2) Includes all cash incentives and share-based compensation expense.

In 2024, consolidated selling, general and administrative expense increased 1% (1% in constant currencies), primarily reflecting investments in digital and technology, including transformation efforts, related to *Accelerating the Organization* and costs related to the 2024 Worldwide Owner/Operator convention, partly offset by lower incentive-based compensation.

Management believes that analyzing selling, general and administrative expenses as a percent of Systemwide sales is meaningful because these costs are incurred to support the overall McDonald's business.

SELLING, GENERAL & ADMINISTRATIVE EXPENSES AS A PERCENT OF SYSTEMWIDE SALES



OTHER OPERATING (INCOME) EXPENSE, NET

Other operating (income) expense, net

<i>In millions</i>	2024	2023	2022
Gains on sales of restaurant businesses	\$ (94)	\$ (103)	\$ (60)
Equity in earnings of unconsolidated affiliates	(157)	(153)	(113)
Asset dispositions and other (income) expense, net	100	(7)	137
Impairment and other charges (gains), net	291	362	1,010
Total	\$ 139	\$ 99	\$ 974

• Asset dispositions and other (income) expense, net

Asset dispositions and other (income) expense, net reflected higher asset write-offs in 2024, whereas 2023 included higher property sale gains.

• Impairment and other charges (gains), net

In 2024, impairment and other charges (gains), net reflected pre-tax charges of \$221 million, primarily related to restructuring charges associated with the Company's internal effort to modernize ways of working (*Accelerating the Organization*) and net pre-tax charges of \$70 million, primarily consisting of transaction costs, property sale gains and non-cash impairment charges associated with the sale of McDonald's business in South Korea and transaction costs associated with the acquisition of McDonald's business in Israel.

In 2023, impairment and other charges (gains), net reflected pre-tax charges of \$290 million related to the Company's *Accelerating the Arches* growth strategy, including restructuring charges associated with *Accelerating the Organization* and accelerated restaurant closing charges and \$72 million of pre-tax charges related to the write-off of impaired software no longer in use.

OPERATING INCOME

Operating income

<i>Dollars in millions</i>	2024	2023	Amount 2022	Increase/(decrease) 2024	2023	Increase/(decrease) excluding currency translation 2024	2023
U.S.	\$ 5,733	\$ 5,694	\$ 5,136	1%	11%	1%	11%
International Operated Markets	5,946	5,831	3,926	2	49	2	47
International Developmental Licensed Markets & Corporate	33	121	309	(73)	(61)	(23)	(47)
Total	\$11,712	\$11,647	\$ 9,371	1%	24%	1%	24%
Operating margin	45.2 %	45.7 %	40.4 %				

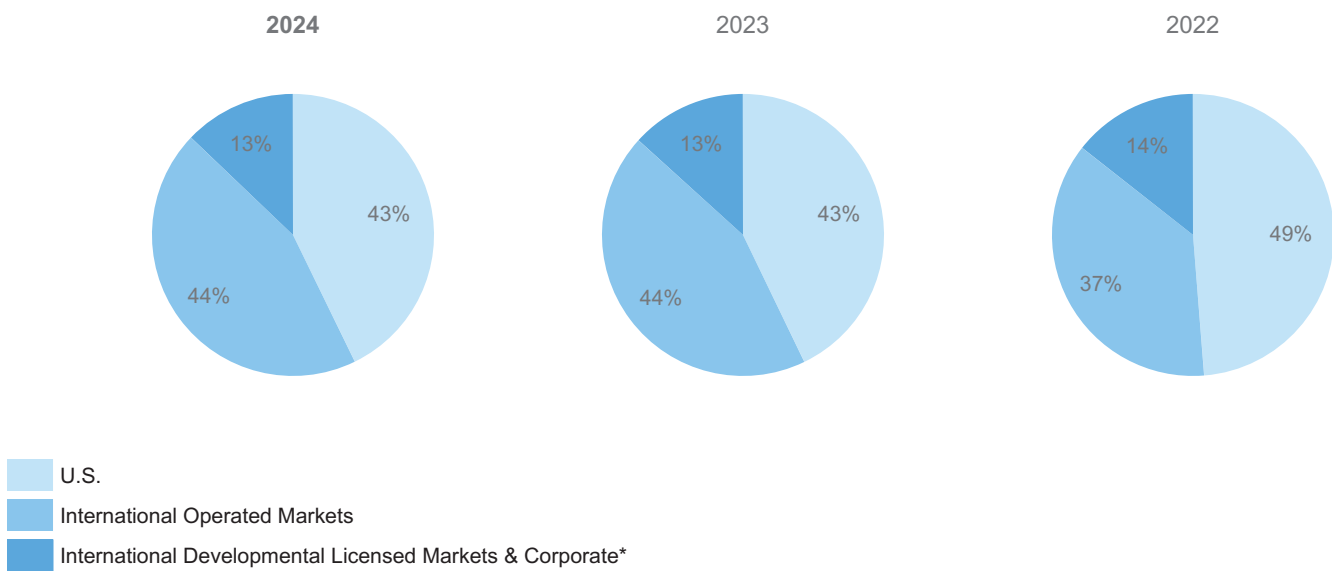
Operating income reconciliation*

<i>Dollars in millions</i>	2024	Amount 2023	Increase/ (decrease) 2024	Increase/(decrease) excluding currency translation 2024
GAAP operating income	\$ 11,712	\$ 11,647	1%	1%
(Gains)/charges	291	362		
Non-GAAP operating income	\$ 12,003	\$ 12,009	—%	—%
Non-GAAP operating margin	46.3 %	47.1 %		

*Refer to the Impairment and other charges (gains), net line within the Other Operating (Income) Expense, Net section above for details of the gains and charges in this table.

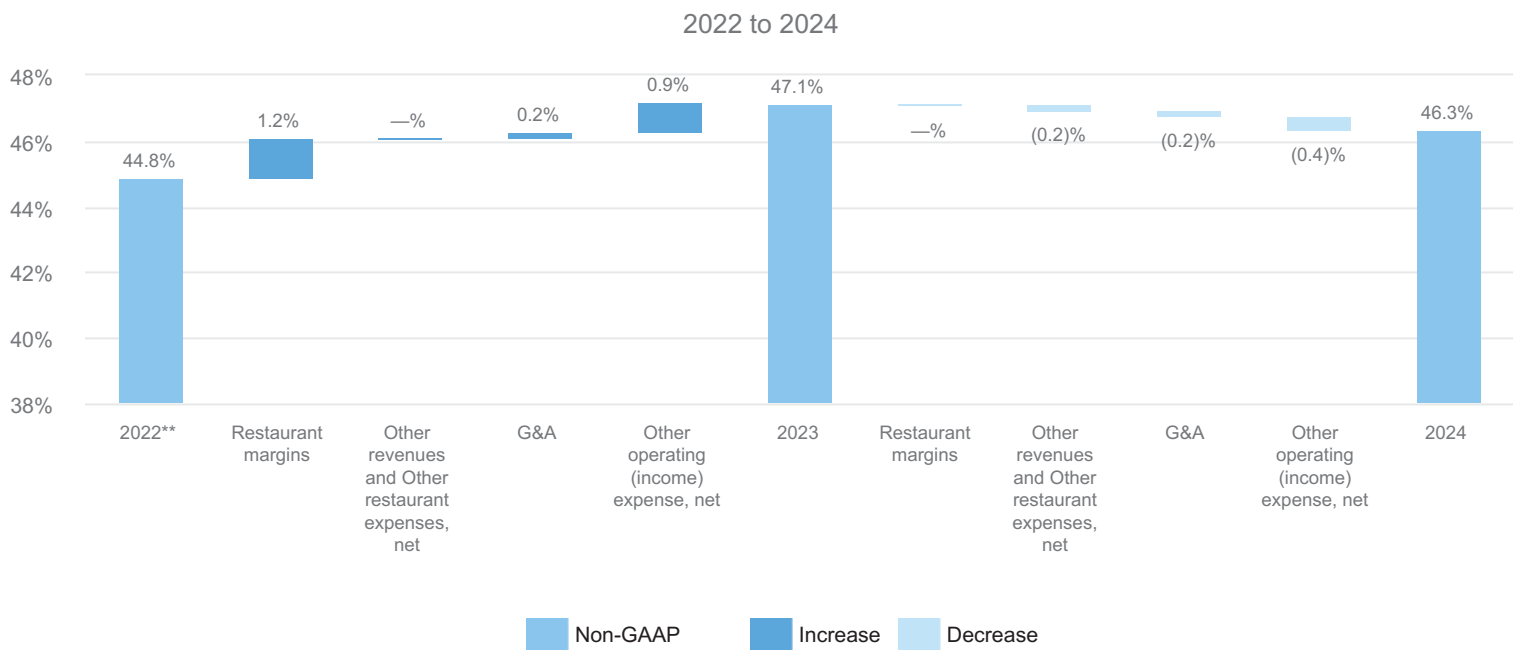
- Operating income increased 1% (1% in constant currencies). Excluding the current and prior year charges shown in the table above, operating income was flat (flat in constant currencies) for 2024. Results primarily reflected lower sales-driven Company-owned and operated margins in the U.S., partly offset by positive operating results in the International Operated Markets segment primarily due to sales-driven growth in Franchised margins and positive operating results in the International Developmental Licensed Markets & Corporate segment primarily due to positive sales performance.
- Operating margin is defined as operating income as a percent of total revenues. The contributions to operating margin differ by segment due to each segment's ownership structure, primarily due to the relative percentage of franchised versus Company-owned and operated restaurants. Additionally, temporary restaurant closures, which vary by segment, impact the contribution of each segment to the consolidated operating margin.

OPERATING INCOME BY SEGMENT*



*The IDL segment data in this graphic excludes Corporate activities, which is a Non-GAAP presentation.

NON-GAAP OPERATING MARGIN PERCENT ROLL-FORWARD*



*Refer to the Operating Income section on page 18 in this Form 10-K for details regarding operating margin percent for 2024 and 2023.

**Refer to the Operating Income section on page 17 of the Company's Form 10-K for the year ended December 31, 2022.

INTEREST EXPENSE

Interest expense increased 11% (11% in constant currencies) and 13% (13% in constant currencies) in 2024 and 2023, respectively. Results in 2024 reflected higher average interest rates and higher average debt balances.

NONOPERATING (INCOME) EXPENSE, NET

Nonoperating (income) expense, net

<i>In millions</i>	2024	2023	2022
Interest income	\$ (103)	\$ (187)	\$ (44)
Foreign currency and hedging activity	6	(19)	(134)
Other (income) expense	(42)	(31)	517
Total	\$ (139)	\$ (236)	\$ 339

In 2024, Interest income decreased due to lower average cash balances.

Foreign currency and hedging activity includes net gains or losses on certain hedges that reduce the exposure to variability on certain intercompany foreign currency cash flow streams.

PROVISION FOR INCOME TAXES

In 2024 and 2023, the reported effective income tax rates were 20.5% and 19.5%, respectively.

Results for 2023 reflected income tax benefits primarily related to global audit progression and deferred tax adjustments.

Consolidated deferred tax assets, net of valuation allowance, were \$7.0 billion in 2024 and \$6.9 billion in 2023. Substantially all of the net deferred tax assets are expected to be realized in the U.S. and other profitable markets.

As of December 31, 2024, numerous countries have enacted the Organization of Economic Corporation and Development's framework on a global minimum tax (referred to as "Pillar 2"), with the earliest effective date for taxable years beginning after December 31, 2023. The enactment did not have a material impact on the Company's 2024 consolidated financial statements. We will continue to evaluate and monitor as additional guidance becomes available.

RECENTLY ISSUED ACCOUNTING PRONOUNCEMENTS

Recently issued accounting pronouncements are included on page [46](#) of this Form 10-K.

CASH FLOWS

The Company has a long history of generating significant cash from operations and has substantial credit capacity to fund operating and discretionary spending to invest in opportunities to grow the business, such as restaurant development, in addition to funding debt service payments, dividends and share repurchases.

Cash provided by operations totaled \$9.4 billion in 2024, down slightly compared to 2023 in line with operating results. Free cash flow was \$6.7 billion in 2024, a decrease of \$580 million or 8%. The Company's free cash flow conversion rate was 81% in 2024 and 86% in 2023.

Cash used for investing activities totaled \$5.3 billion in 2024, an increase of \$2.1 billion compared with 2023. The increase was primarily due to the Company's increased ownership stake in McDonald's China business, the acquisition of McDonald's business in Israel and higher capital expenditures due to restaurant development initiatives.

Cash used for financing activities totaled \$7.5 billion in 2024, an increase of \$3.1 billion compared with 2023. The increase was primarily due to decreased bond issuances in the current year.

The Company's cash and equivalents balance was \$1.1 billion and \$4.6 billion at year end 2024 and 2023, respectively. The higher cash balance in 2023 reflected the timing of certain debt issuances associated with the Company's required uses of cash in 2024. In addition to cash and equivalents on hand and cash provided by operations, the Company can meet short-term funding needs through its continued access to commercial paper borrowings and line of credit agreements.

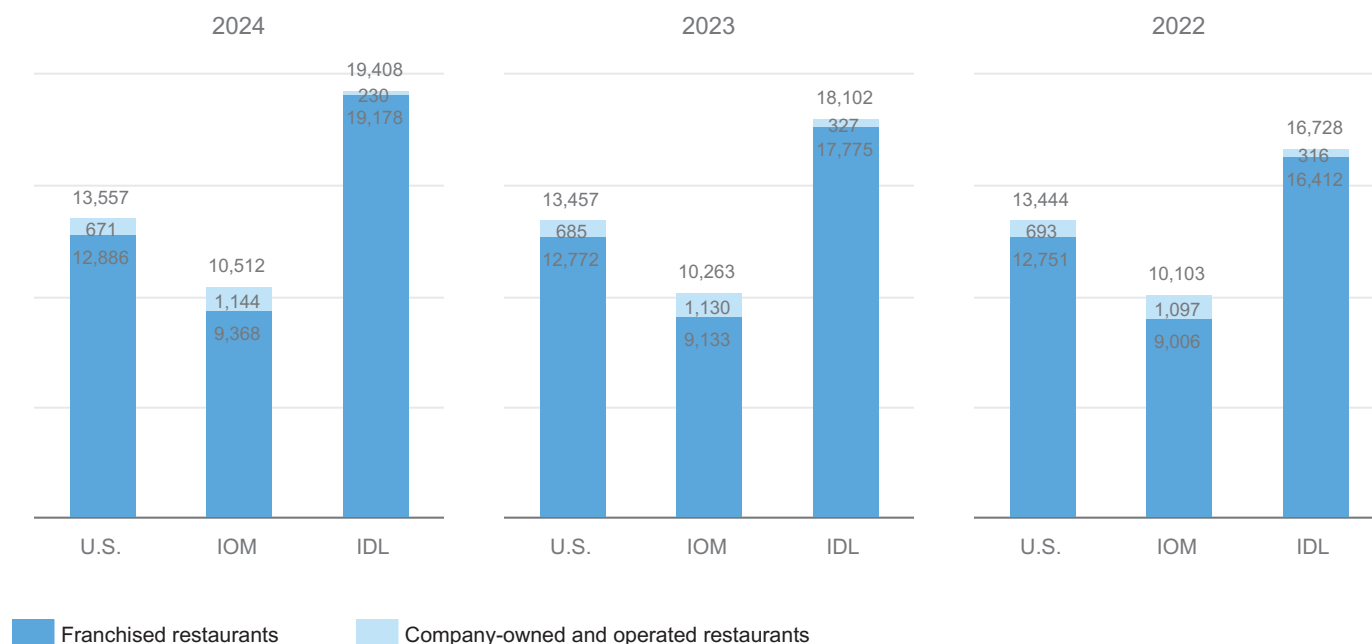
RESTAURANT DEVELOPMENT AND CAPITAL EXPENDITURES

In 2024, the Company opened 2,116 restaurants and closed 461 restaurants. In 2023, the Company opened 2,067 restaurants and closed 520 restaurants. The increase in openings in 2024 is a result of the Company's Restaurant Development growth pillar under our *Accelerating the Arches* Strategy.

Systemwide restaurants at year end

	2024	2023	2022
U.S.	13,557	13,457	13,444
International Operated Markets	10,512	10,263	10,103
International Developmental Licensed Markets & Corporate	19,408	18,102	16,728
Total	43,477	41,822	40,275

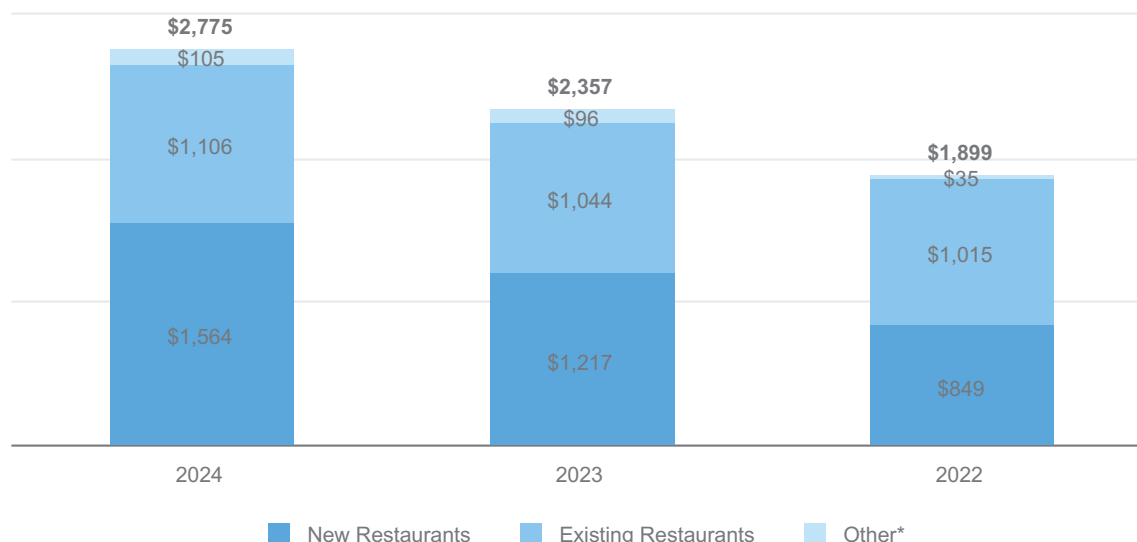
RESTAURANTS BY OWNERSHIP TYPE



Approximately 95% of the restaurants at year-end 2024 were franchised, including 95% in the U.S., 89% in the International Operated Markets segment and 99% in the International Developmental Licensed Markets segment.

Capital expenditures increased \$418 million or 18% in 2024 primarily due to increased investment in restaurant openings as a result of the Company's Restaurant Development growth pillar under our *Accelerating the Arches* Strategy.

CAPITAL EXPENDITURES BY TYPE (In millions)



* Primarily corporate equipment and other office-related expenditures.

New restaurant investments in all years presented were concentrated in markets with strong returns and/or opportunities for long-term growth. Average development costs vary widely by market depending on the types of restaurants built and the real estate and construction costs within each market. These costs, which include land, buildings and equipment, are managed through the use of optimally-sized restaurants, construction and design efficiencies, as well as leveraging the Company's global sourcing network and best practices.

As of December 31, 2024 and 2023, the Company owned approximately 56% and 57%, respectively, of the land and approximately 80% of the buildings for restaurants in its consolidated markets.

SHARE REPURCHASES AND DIVIDENDS

In 2024, the Company returned approximately \$7.7 billion to shareholders through a combination of dividends paid and shares repurchased.

Shares repurchased and dividends

In millions, except per share data	2024	2023	2022
Number of shares repurchased	10.1	11.1	15.8
Shares outstanding at year end	715	723	731
Dividends declared per share	\$ 6.78	\$ 6.23	\$ 5.66
Treasury stock purchases (in Shareholders' equity)	\$ 2,826	\$ 3,105	\$ 3,896
Dividends paid	4,870	4,533	4,168
Total returned to shareholders	\$ 7,696	\$ 7,638	\$ 8,064

On December 31, 2019, the Company's Board of Directors approved a share repurchase program, effective January 1, 2020 ("2020 Program") with no specified expiration date, that authorized the purchase of up to \$15.0 billion of the Company's outstanding common stock. In 2024, approximately 10.1 million shares were repurchased for \$2.8 billion, bringing total purchases under the program to approximately 44.7 million shares or \$11.5 billion. On November 21, 2024, the Company's Board of Directors terminated the 2020 Program, effective December 31, 2024, and replaced it with a new share repurchase program, effective January 1, 2025 ("2025 Program"), that authorized the purchase of up to \$15.0 billion of the Company's outstanding common stock with no specified expiration date.

The Company has paid dividends on its common stock for 49 consecutive years and has increased the dividend amount every year. The 2024 full year dividend of \$6.78 per share reflects the quarterly dividend paid for each of the first three quarters of \$1.67 per share, with an increase to \$1.77 per share paid in the fourth quarter. This 6% increase in the quarterly dividend equates to a \$7.08 per share annual dividend and reflects the Company's confidence in the ongoing strength and reliability of its cash flow. As in the past, future dividend amounts will be considered after reviewing profitability expectations and financing needs, and will be declared at the discretion of the Company's Board of Directors.

FINANCIAL POSITION AND CAPITAL RESOURCES

TOTAL ASSETS AND RETURN

Total assets decreased \$965 million or 2% in 2024, primarily due to a decrease in Cash and equivalents driven by higher cash used for financing activities as a result of decreased net debt issuances in the current year. Net property and equipment increased \$387 million in 2024, primarily due to increased capital expenditures as a result of the Company's Restaurant Development growth pillar under our *Accelerating the Arches* strategy.

The Company's after-tax ROIC from continuing operations is a metric that management believes measures capital-allocation effectiveness over time and was 21.8%, 25.2% and 22.6% as of December 31, 2024, 2023, and 2022, respectively. Refer to the reconciliation in Exhibit 99.1 to this Form 10-K.

FINANCING AND MARKET RISK

The Company generally borrows on a long-term basis and is exposed to the impact of interest rate changes and foreign currency fluctuations. Debt obligations at December 31, 2024 totaled \$38.4 billion, compared with \$39.3 billion at December 31, 2023. The net decrease in 2024 was primarily due to the impact of changes in exchange rates on foreign currency denominated debt.

Debt highlights⁽¹⁾

	2024	2023	2022
Fixed-rate debt as a percent of total debt ^(2,3)	96 %	96 %	96 %
Weighted-average annual interest rate of total debt ⁽³⁾	4.0	3.7	3.5
Foreign currency-denominated debt as a percent of total debt ⁽²⁾	34	38	36
Total debt as a percent of total capitalization (total debt and total Shareholders' equity) ⁽²⁾	111	114	120
Cash provided by operations as a percent of total debt ⁽²⁾	24	24	20

(1) All percentages are as of December 31, except for the weighted-average annual interest rate, which is for the year. See reconciliation in Exhibit 99.1.

(2) Based on debt obligations before the effects of fair value hedging adjustments and deferred debt costs. These effects are excluded as they have no impact on the obligation at maturity. See the Debt Financing footnote on page 62 of this Form 10-K.

(3) Includes the effect of interest rate swaps used to hedge debt.

Standard & Poor's and Moody's currently rate the Company's commercial paper A-2 and P-2, respectively, and its long-term debt BBB+ and Baa1, respectively. To access the debt capital markets, the Company relies on credit-rating agencies to assign short-term and long-term credit ratings.

Certain of the Company's debt obligations contain cross-acceleration provisions and restrictions on Company and subsidiary mortgages and the long-term debt of certain subsidiaries. There are no provisions in the Company's debt obligations that would accelerate repayment of debt as a result of a change in credit ratings or a material adverse change in the Company's business. In December 2022, the Company's Board of Directors authorized \$15.0 billion of borrowing capacity with no specified expiration date, of which \$7.4 billion remained available as of December 31, 2024. In November 2024, the Company's Board of Directors terminated the 2022 borrowing authority and authorized a new \$15.0 billion of borrowing capacity, effective January 1, 2025, with no specified expiration date. These borrowings may include (i) public or private offering of debt securities; (ii) direct borrowing from banks or other financial institutions; and (iii) other forms of indebtedness. In addition to debt securities available through a medium-term notes program registered with the SEC and a Global Medium-Term Notes program, the Company is authorized to issue up to \$5.0 billion of commercial paper, and has \$4.0 billion available under a committed line of credit agreement (see the Debt Financing footnote on page 62 of this Form 10-K). As of December 31, 2024, the Company's subsidiaries also had \$7 million of borrowings outstanding, primarily under uncommitted foreign currency line of credit agreements.

The Company uses major capital markets, bank financings and derivatives to meet its financing requirements. The Company manages its debt portfolio in response to changes in interest rates and foreign currency rates by periodically retiring, redeeming and repurchasing debt, terminating swaps and using derivatives. The Company does not hold or issue derivatives for trading purposes. All swaps are over-the-counter instruments.

In managing the impact of interest rate changes and foreign currency fluctuations, the Company uses interest rate swaps and finances in the currencies in which assets are denominated. The Company uses foreign currency debt and derivatives to hedge the foreign currency risk associated with certain royalties, intercompany financings and long-term investments in foreign subsidiaries and affiliates. This reduces the impact of fluctuating foreign currencies on cash flows and shareholders' equity. Total foreign currency-denominated debt was \$13.2 billion and \$15.1 billion for the years ended December 31, 2024 and 2023, respectively. In addition, where practical, the Company's restaurants purchase goods and services in local currencies resulting in natural hedges. See the Summary of significant accounting policies footnote related to financial instruments and hedging activities on page 49 of this Form 10-K for additional information regarding the accounting impact and use of derivatives.

The Company does not have significant exposure to any individual counterparty and has master agreements that contain netting arrangements. Certain of these agreements also require each party to post collateral if credit ratings fall below, or aggregate exposures exceed, certain contractual limits. At December 31, 2024, the Company was required to post \$21 million of collateral due to the negative fair value of certain derivative positions.

The Company's net asset exposure is diversified among a broad basket of currencies. The Company's largest net asset exposures (defined as foreign currency assets less foreign currency liabilities) at year end were as follows:

Foreign currency net asset exposures

<i>In millions of U.S. Dollars</i>	2024	2023
Australian Dollars	\$ 1,479	\$ 1,015
British Pounds Sterling	1,149	1,080
Polish Zloty	636	571
China Renminbi	334	172
Hong Kong Dollars	226	196

The Company analyzed its portfolio of financial instruments to determine the impact of hypothetical changes in interest rates and foreign currency exchange rates on the Company's results of operations, cash flows and the fair value of its financial instruments. The interest rate analysis assumed a one percentage point adverse change in interest rates on all financial instruments, but did not consider the effects of the reduced level of economic activity that could exist in such an environment. The foreign currency rate analysis assumed that each foreign currency rate would change by 10% in the same direction relative to the U.S. Dollar on all financial instruments; however, the analysis did not include the potential impact on revenues, local currency prices or the effect of fluctuating currencies on the Company's anticipated foreign currency royalties and other payments received from the markets. Based on the results of these analyses of the Company's financial instruments, neither a one percentage point adverse change in interest rates from 2024 levels nor a 10% adverse change in foreign currency rates from 2024 levels would materially affect the Company's results of operations, cash flows or the fair value of its financial instruments.

LIQUIDITY AND USES OF CASH

The Company generates significant cash from operations and expects available cash and cash equivalents, future operating cash flows and its ability to issue debt to be sufficient to finance its foreseeable operating needs and other cash requirements.

Consistent with prior years, the Company expects existing domestic cash and equivalents, domestic cash flows from operations, the ability to issue domestic debt and repatriation of a portion of foreign earnings to continue to be sufficient to fund its domestic operating, investing and financing activities. The Company also continues to expect existing foreign cash and equivalents and foreign cash flows from operations to be sufficient to fund its foreign operating, investing and financing activities. In the future, should more capital be required to fund activities in the U.S. than is generated by domestic operations and is available through the issuance of domestic debt, the Company could elect to repatriate a greater portion of future periods' earnings from foreign jurisdictions.

The Company has significant operations outside the U.S. where it earns approximately 66% of its operating income. A significant portion of these historical earnings have been reinvested in foreign jurisdictions where the Company has made, and will continue to make, substantial investments to support the ongoing development and growth of its international operations.

Sources of Liquidity

The Company has long-term revenue and cash flow streams that relate to its franchise arrangements. Minimum rent payments under franchise arrangements are based on the Company's underlying investment in owned sites and parallel the Company's underlying lease obligations and escalations on properties that are leased. The Company believes that control over the real estate enables it to achieve restaurant performance levels that are among the highest in the industry. Refer to the Franchise Arrangements footnote on page 54 of this Form 10-K for additional information on future gross minimum payments due to the Company under existing conventional franchise arrangements.

Additionally, the Company is authorized to utilize up to \$15.0 billion of borrowing capacity in various forms by the Board of Directors, of which \$7.4 billion remained available as of December 31, 2024. In November 2024, the Company's Board of Directors terminated the 2022 borrowing authority and authorized a new \$15.0 billion of borrowing capacity, effective January 1, 2025, with no specified expiration date. The Company is also authorized to issue up to \$5.0 billion of commercial paper, and has \$4.0 billion available under a committed line of credit agreement. Refer to the Financing and Market Risk section on page 23 of this Form 10-K.

Material Cash Requirements and Uses of Cash

Material cash requirements primarily consist of lease obligations (related to both Company-operated and franchised restaurants) and debt obligations. Refer to the Leasing Arrangements footnote on page 55 and the Debt Financing footnote on page 62 of this Form 10-K for more information.

The Company also records liabilities related to supplemental benefit plans maintained in the U.S. as well as liabilities for gross unrecognized tax benefits on certain tax positions. Details related to these obligations are provided in the Employee Benefit Plan footnote on page 61 and the Income Taxes footnote on page 59 of this Form 10-K.

The Company contracts with vendors and suppliers in the normal course of business. These contracts may include items related to construction projects, inventory, energy, marketing, technology and other services. Generally, these items are shorter term in nature and have no minimum payment requirements. These expenses, along with other standard operating expenses incurred, are funded from operating cash flows and reflected in other areas of this Form 10-K (e.g., franchised margins, Company-operated margins and selling, general & administrative expenses that are reflected in the Consolidated Statement of Income and capital expenditures that are reflected on the Consolidated Statement of Cash Flows).

Additionally, the Company has guaranteed certain loans totaling approximately \$111 million at December 31, 2024. These guarantees are contingent commitments generally issued by the Company to support borrowing arrangements of the System. At December 31, 2024, there was no carrying value for obligations under these guarantees in the Consolidated Balance Sheet.

OTHER MATTERS

CRITICAL ACCOUNTING POLICIES AND ESTIMATES

Management's Discussion and Analysis of Financial Condition and Results of Operations is based upon the Company's consolidated financial statements, which have been prepared in accordance with accounting principles generally accepted in the U.S. The preparation of these financial statements requires the Company to make estimates and judgments that affect the reported amounts of assets, liabilities, revenues and expenses as well as related disclosures. On an ongoing basis, the Company evaluates its estimates and judgments based on historical experience and various other factors that are believed to be reasonable under the circumstances. Actual results may differ from these estimates.

The Company reviews its financial reporting and disclosure practices and accounting policies quarterly to confirm that they provide accurate and transparent information relative to the current economic and business environment. The Company believes that of its significant accounting policies, the following involve a higher degree of judgment and/or complexity:

- ***Property and equipment***

Property and equipment are depreciated or amortized on a straight-line basis over their useful lives based on management's estimates of the period over which the assets will generate revenue (not to exceed lease term plus options for leased property). The useful lives are estimated based on historical experience with similar assets, taking into account anticipated technological or other changes. Refer to the Property and Equipment section in the Summary of Significant Accounting Policies footnote on page 46 of this Form 10-K and the Property and Equipment footnote on page 54 of this Form 10-K for additional information.

- ***Leasing Arrangements***

The Lease right-of-use asset and Lease liability include an assumption on renewal options that have not yet been exercised by the Company. The Company also uses an incremental borrowing rate in calculating the Lease liability that represents an estimate of the interest rate the Company would incur to borrow on a collateralized basis over the term of a lease within a particular currency environment. Refer to the Leasing section in the Summary of Significant Accounting Policies footnote on page 47 of this Form 10-K and the Leasing Arrangements footnote on page 55 of this Form 10-K for additional information.

- ***Long-lived assets impairment review***

Long-lived assets are reviewed for impairment annually. If qualitative indicators of impairment are present, such as changes in global and local business and economic conditions, operating costs, inflation, competition, and consumer and demographic trends, the Company will use these and other factors in estimating future cash flows when testing for the recoverability of its long-lived assets. Estimates of future cash flows are highly subjective judgments based on the Company's experience and knowledge of its operations. A key assumption impacting estimated future cash flows is the estimated change in comparable sales. If the Company's estimates or underlying assumptions change in the future, it may be required to record impairment charges. Refer to the Long-lived Assets section in the Summary of Significant Accounting Policies footnote on page 47 of this Form 10-K for additional information.

- ***Litigation accruals***

In the ordinary course of business, the Company is subject to proceedings, lawsuits and other claims primarily related to competitors, customers, employees, franchisees, government agencies, intellectual property, shareholders and suppliers. The Company is required to assess the likelihood of any adverse judgments or outcomes to these matters as well as potential ranges of probable losses. Refer to the Contingencies footnote on page 56 of this Form 10-K for additional information.

- ***Income taxes***

The Company records a valuation allowance to reduce its deferred tax assets if it is considered more likely than not that some portion or all of the deferred tax assets will not be realized.

The Company operates within, and is subject to audit in, multiple taxing jurisdictions. The Company records accruals for the estimated outcomes of these audits, and the accruals may change in the future due to new developments in each matter.

Refer to the Income Taxes section in the Summary of Significant Accounting Policies footnote on page 48 of this Form 10-K and the Income Taxes footnote on page 59 of this Form 10-K for additional information.

EFFECTS OF CHANGING PRICES — INFLATION

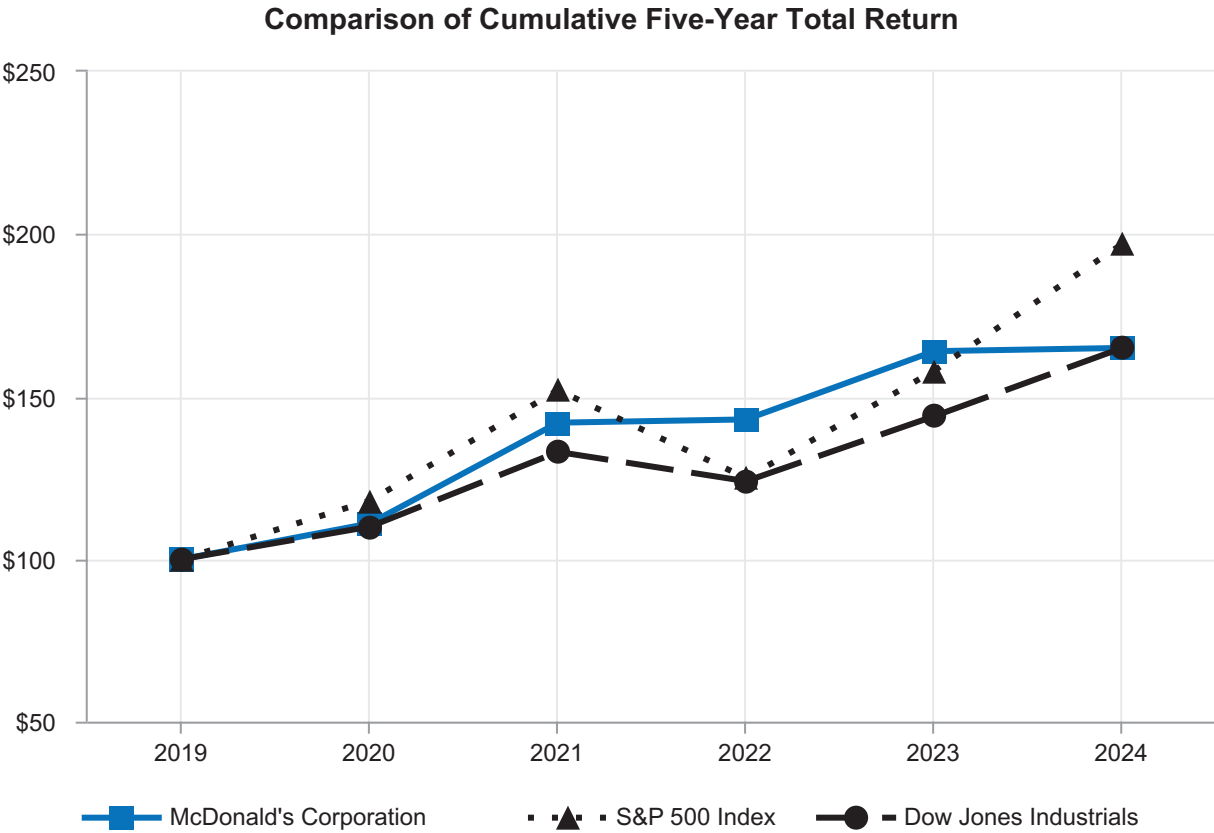
Although broader inflationary pressures in the economy continue to ease, the challenges of an inflationary environment still exist. The Company has demonstrated an ability to manage these inflationary pressures effectively through its rapid inventory turnover, ability to adjust menu prices, cost controls and substantial property holdings, many of which are at fixed costs.

STOCK PERFORMANCE GRAPH

At least annually, McDonald's considers which companies comprise a readily identifiable investment peer group. The Company is included in published restaurant indices; however, unlike most other companies included in these indices, which have no or limited international operations, McDonald's does business in more than 100 countries and a substantial portion of its revenues and income is generated outside the U.S. In addition, because of its size, McDonald's inclusion in those indices tends to skew the results. Therefore, the Company believes that such a comparison is not meaningful.

The Company's market capitalization, trading volume and importance in an industry that is vital to the U.S. economy have resulted in McDonald's inclusion in the Dow Jones Industrial Average ("DJIA") since 1985. Like McDonald's, many DJIA companies generate meaningful revenues and income outside the U.S. and some manage global brands. Thus, the Company believes that the use of the DJIA companies as the group for comparison purposes is appropriate.

The following performance graph shows McDonald's cumulative total shareholder returns (i.e., price appreciation and reinvestment of dividends) relative to the Standard & Poor's 500 Stock Index ("S&P 500 Index") and to the DJIA companies for the five-year period ended December 31, 2024. The graph assumes that the value of an investment in McDonald's common stock, the S&P 500 Index and the DJIA companies (including McDonald's) was \$100 at December 31, 2019. For the DJIA companies, returns are weighted for market capitalization as of the beginning of each period indicated. These returns may vary from those of the DJIA Index, which is not weighted by market capitalization and may be composed of different companies during the period under consideration.



Company/Index	12/31/2019	12/31/2020	12/31/2021	12/31/2022	12/31/2023	12/31/2024
McDonald's Corporation	\$100	\$111	\$142	\$143	\$164	\$165
S&P 500 Index	\$100	\$118	\$152	\$125	\$158	\$197
Dow Jones Industrials	\$100	\$110	\$133	\$124	\$144	\$165

Source: S&P Capital IQ

MARKET FOR REGISTRANT'S COMMON EQUITY, RELATED STOCKHOLDER MATTERS AND ISSUER PURCHASES OF EQUITY SECURITIES

MARKET INFORMATION AND DIVIDEND POLICY

The Company's common stock trades under the symbol MCD and is listed on the New York Stock Exchange in the U.S.

The number of shareholders of record and beneficial owners of the Company's common stock as of January 31, 2025 was estimated to be 4,900,000.

Given the Company's returns on its capital investments and significant cash provided by operations, management believes it is prudent to reinvest in the business to drive profitable growth and use excess cash flow to return cash to shareholders over time through dividends and share repurchases. The Company has paid dividends on common stock for 49 consecutive years through 2024 and has increased the dividend amount at least once every year. As in the past, future dividend amounts will be considered after reviewing profitability expectations and financing needs, and will be declared at the discretion of the Company's Board of Directors.

ISSUER PURCHASES OF EQUITY SECURITIES

The following table presents information related to repurchases of common stock the Company made during the quarter ended December 31, 2024*:

<i>Date</i>	<i>Total Number of Shares Purchased</i>	<i>Average Price Paid per Share</i>	<i>Total Number of Shares Purchased as Part of Publicly Announced Plans or Programs⁽¹⁾</i>	<i>Approximate Dollar Value of Shares that May Yet Be Purchased Under the Plans or Programs⁽¹⁾</i>
October 1-31, 2024	628,221	\$ 303.12	628,221	\$ 3,778,506,751
November 1-30, 2024	4,272	293.88	4,272	3,777,251,244
December 1-31, 2024	1,091,441	297.19	1,091,441	3,452,880,797
Total	1,723,934	\$ 299.35	1,723,934	

* Subject to applicable law, the Company may repurchase shares directly in the open market, in privately negotiated transactions, or pursuant to derivative instruments and plans complying with Rule 10b5-1, among other types of transactions and arrangements.

(1) On December 31, 2019, the Company's Board of Directors approved a share repurchase program, effective January 1, 2020 with no specified expiration date, that authorized the purchase of up to \$15.0 billion of the Company's outstanding common stock. On November 21, 2024, the Company's Board of Directors terminated the 2020 Program, effective December 31, 2024, and replaced it with a new share repurchase program, effective January 1, 2025, that authorized the purchase of up to \$15.0 billion of the Company's outstanding common stock with no specified expiration date. As of December 31, 2024, no further share repurchases may be made under the 2020 Program; future share repurchases will be made pursuant to the 2025 Program.

Cautionary Statement Regarding Forward-Looking Statements

The information in this report contains forward-looking statements about future events and circumstances and their effects upon revenues, expenses and business opportunities. Generally speaking, any statement in this report not based upon historical fact is a forward-looking statement. Forward-looking statements can also be identified by the use of forward-looking or conditional words, such as “could,” “should,” “can,” “continue,” “aim,” “estimate,” “forecast,” “intend,” “look,” “may,” “will,” “expect,” “believe,” “anticipate,” “plan,” “remain,” “confident,” “commit,” “enable,” “potential” and “trajectory” or similar expressions. In particular, statements regarding our plans, strategies, prospects and expectations regarding our business and industry are forward-looking statements. They reflect our expectations, are not guarantees of performance and speak only as of the dates the statements are made. Except as required by law, we do not undertake to update such forward-looking statements. You should not rely unduly on forward-looking statements.

Risk Factors

Our business results are subject to a variety of risks, including those that are described below and elsewhere in our filings with the SEC. The risks described below are not the only risks we face. Additional risks not currently known to us or that we currently deem to be immaterial may also significantly adversely affect our business. If any of these risks were to materialize or intensify, our expectations (or the underlying assumptions) may change and our performance may be adversely affected.

STRATEGY AND BRAND

If we do not successfully evolve and execute against our business strategies, we may not be able to drive business growth.

To drive Systemwide sales, operating income and free cash flow growth, our business strategies – including the components of our *Accelerating the Arches* growth strategy – must be effective in maintaining and strengthening customer appeal and capturing additional market share. Whether these strategies are successful depends mainly on our System’s continued ability to:

- capitalize on our global scale, iconic brand and local market presence to build upon our historic strengths and competitive advantages, including by maximizing our marketing, committing to our core menu items, and doubling down on digital, delivery, drive thru and restaurant development;
- innovate and differentiate the McDonald’s experience, including by preparing and serving our food in a way that balances value and convenience to our customers with profitability;
- build upon our investments to transform and enhance the customer experience, including building one of the world’s largest consumer platforms to fuel engagement;
- run great restaurants by building the easiest and most efficient restaurant operating platform which enables franchisees to run restaurants more efficiently and utilize the latest cloud-based technology to make it easier for crews to deliver exceptional customer service;
- accelerate our existing strategies, including through growth opportunities and building a modern company platform that unlocks speed and innovation throughout the organization; and
- evolve and adjust our strategies in response to, among other things, changing consumer behavior, and other events impacting our results of operations and liquidity.

If we are delayed or unsuccessful in evolving or executing against our strategies, if the execution of our strategies proves to be more difficult, costly or time consuming than expected, or if our strategies do not yield the desired results, our business, financial condition and results of operations may suffer.

Failure to preserve the value or relevance of our brand could have an adverse impact on our financial results.

To continue to be successful in the future, we believe we must preserve, enhance and leverage the value and relevance of our brand, including our corporate purpose, mission and values. Brand value is based in part on consumer perceptions, which are affected by a variety of factors, including the nutritional content and preparation of our food, the ingredients we use, the manner in which we source commodities and general business practices across the System, including the people practices at McDonald’s restaurants. Consumer acceptance of our offerings is subject to change for a variety of reasons, and some changes can occur rapidly. For example, nutritional, health, environmental and other scientific studies and conclusions, which continuously evolve and may have contradictory implications, drive popular opinion, litigation and regulation (including initiatives intended to drive consumer behavior) in ways that affect the “informal eating out” (“IEO”) segment or perceptions of our brand, generally or relative to available alternatives. Our business could also be impacted by business incidents or practices, whether actual or perceived, particularly if they receive considerable publicity or result in litigation or governmental investigations or proceedings, as well as by our perceived position or lack of position on environmental, social responsibility, public policy, geopolitical and similar matters. In addition, we cannot ensure that franchisees or business partners will not take actions that adversely affect the value and relevance of our brand. Consumer perceptions may also be affected by adverse commentary from third parties, including through social media or conventional media outlets, regarding the quick-service category of the IEO segment or our brand, culture, operations, suppliers or franchisees. If we are unsuccessful in addressing adverse commentary or perceptions, whether or not accurate, our brand and financial results may suffer.

If we do not anticipate and address industry trends and evolving consumer preferences and effectively execute our pricing, promotional and marketing plans, our business could suffer.

Our continued success depends on our System’s ability to build upon our historic strengths and competitive advantages. In order to do so, we need to anticipate and respond effectively to continuously shifting consumer demographics and industry trends in food sourcing, food preparation, food offerings, and consumer behavior and preferences, including with respect to the use of digital channels and environmental and social responsibility matters. If we are not able to predict, or quickly and effectively respond to, these changes, or if our competitors are

able to do so more effectively, our financial results could be adversely impacted.

Our ability to build upon our strengths and advantages also depends on the impact of pricing, promotional and marketing plans across the System, and the ability to adjust these plans to respond quickly and effectively to evolving customer behavior and preferences, as well as shifting economic and competitive conditions. Existing or future pricing strategies and marketing plans, as well as the value proposition they represent, are expected to continue to be important components of our business strategy. However, they may not be successful, or may not be as successful as the efforts of our competitors, which could negatively impact sales, guest counts and market share.

Additionally, we operate in a complex and costly advertising environment. Our marketing and advertising programs may not be successful in reaching consumers in the way we intend. Our success depends in part on whether the allocation of our advertising and marketing resources across different channels, including digital, allows us to reach consumers effectively, efficiently and in ways that are meaningful to them. If our advertising and marketing programs are not successful, or are not as successful as those of our competitors, our sales, guest counts and market share could decrease.

Our investments to transform and enhance the customer experience, including through technology, may not generate the expected results.

Our long-term business objectives depend on the successful Systemwide execution of our strategies. We continue to build upon our investments in restaurant development, technology, digital engagement and delivery in order to transform and enhance the customer experience. As part of these investments, we are continuing to place emphasis on improving our service model and strengthening relationships with customers, in part through digital channels and loyalty initiatives, mobile ordering and payment systems, and enhancing our drive thru technologies, which efforts may not generate expected results. We also continue to expand and refine our delivery initiatives, including through integrating delivery and mobile ordering. Utilizing a third-party delivery service may not have the same level of profitability as a non-delivery transaction and may introduce additional food quality, food safety and customer satisfaction risks. If these customer experience initiatives are not successfully executed, or if we do not fully realize the intended benefits of these significant investments, our business results may suffer.

We face intense competition in our markets, which could hurt our business.

We compete primarily in the IEO segment, which is highly competitive. We also face sustained, intense competition from traditional, fast casual and other competitors, which may include many non-traditional market participants such as convenience stores, grocery stores, coffee shops and online retailers. We expect our environment to continue to be highly competitive and our results in any particular reporting period may be impacted by a contracting IEO segment or by new or continuing actions, product offerings, technologies or consolidation of our competitors and third-party partners, which may have short- and long-term impacts on our results.

We compete primarily on the basis of product choice, quality, affordability, service and location. In particular, we believe our ability to compete successfully in the current market environment depends on our ability to improve existing products, successfully develop and introduce new products, price our products appropriately, deliver a relevant customer experience, manage the complexity of our restaurant operations, manage our investments in restaurant development, technology, digital engagement and delivery, and respond effectively to our competitors' actions or offerings or to unforeseen disruptive actions. There can be no assurance these strategies will be effective, and some strategies may be effective at improving some metrics while adversely affecting others, which could have the overall effect of harming our business.

We may not be able to adequately protect our intellectual property or adequately ensure that we are not infringing the intellectual property of others, which could harm the value of the McDonald's brand and our business.

Our success depends on our continued ability to use our existing trademarks and service marks in order to increase brand awareness and further develop our branded products in both domestic and international markets. We rely on a combination of trademarks, copyrights, service marks, trade secrets, patents and other intellectual property rights to protect our brand and branded products.

We have registered certain trademarks and have other trademark registrations pending in the U.S. and certain foreign jurisdictions. The trademarks that we currently use have not been, and may never be, registered in all of the countries outside of the U.S. in which we do business or may do business in the future. It may be costly and time consuming to protect our intellectual property, particularly in rapidly evolving areas, and the steps we have taken to do so in the U.S. and foreign countries may not be adequate. In addition, the steps we have taken may not adequately ensure that we do not infringe the intellectual property of others, and third parties may claim infringement by us in the future. In particular, we may be involved in intellectual property claims, including often aggressive or opportunistic attempts to enforce patents used in information technology systems, which might affect our operations and results. Any claim of infringement, whether or not it has merit, could, particularly in rapidly evolving areas, be time consuming, or result in costly litigation and could also have an adverse impact on our business.

In addition, we cannot ensure that franchisees and other third parties who hold licenses to our intellectual property will not take actions that adversely affect the value of our intellectual property.

OPERATIONS

The global scope of our business subjects us to risks that could negatively affect our business.

We encounter differing and evolving cultural, regulatory, geopolitical and economic environments within and among the more than 100 countries where McDonald's restaurants operate, and our ability to achieve our business objectives depends on the System's success in these environments. Meeting customer expectations is complicated by the risks inherent in our global operating environment, and our global success is partially dependent on our System's ability to leverage operating successes across markets and brand perceptions. Planned initiatives may not have appeal across multiple markets with McDonald's customers and could drive unanticipated changes in customer perceptions and negatively impact our business results.

Disruptions in operations or price volatility in a market can also result from governmental actions (whether proposed or realized, unilateral or bilateral), such as price, foreign exchange or trade-related tariffs or controls, trade policies and regulations, sanctions and counter sanctions, government-mandated closure of our, our franchisees' or our suppliers' operations, and asset seizures. Such disruptions

or volatility can also result from acts of war, terrorism or other hostilities. The broader impact of acts of war and related sanctions, including on macroeconomic conditions, geopolitical tensions, consumer demand and the ability of us and our franchisees to operate in certain geographic areas, may also have an adverse impact on our business and financial results.

While we may face challenges and uncertainties in any of the markets in which we operate, such challenges and uncertainties are often heightened in developing markets, which may entail a relatively higher risk of political instability, economic volatility, crime, corruption and social and ethnic unrest. In many cases, such challenges may be exacerbated by the lack of an independent and experienced judiciary and uncertainty in how local law is applied and enforced, including in areas most relevant to commercial transactions and foreign investment. An inability to manage effectively the risks associated with our international operations could adversely affect our business and financial results.

Supply chain interruptions may increase costs or reduce revenues.

We depend on the effectiveness of our supply chain management to assure a reliable and sufficient supply of quality products, equipment and other materials on favorable terms. Although many of these items are sourced from a wide variety of suppliers in countries around the world, certain items have limited suppliers, which increases our reliance on those suppliers. Supply chain interruptions and related price increases have in the past and may in the future adversely affect us as well as our suppliers and franchisees, whose performance may have a significant impact on our results. Such interruptions and price increases could be caused by shortages, inflationary pressures, unexpected increases in demand, transportation-related issues, labor-related issues, technology-related issues, weather-related events, natural disasters, acts of war, terrorism or other hostilities, or other factors beyond our control or that of our suppliers or franchisees. Interruptions in our System's supply chain or ineffective contingency planning can increase our costs, impact ingredient quality, delay new restaurant openings, and/or limit the quality or availability of products, equipment and other materials that are critical to our System's operations or to restaurant development.

Our franchise business model presents a number of risks.

Our success as a heavily franchised business relies to a large degree on the financial success and cooperation of our franchisees, including our developmental licensees and affiliates. Our restaurant margins arise from two sources: fees from franchised restaurants (e.g., rent and royalties based on a percentage of sales) and, to a lesser degree, sales from Company-owned and operated restaurants. Our franchisees manage their businesses independently and therefore are responsible for the day-to-day operation of their restaurants. The revenues we realize from franchised restaurants are largely dependent on the ability of our franchisees to grow their sales. Business risks affecting our operations also affect our franchisees. If franchisee sales trends worsen, or any of such risks materialize or intensify, our financial results could be negatively affected, which may be material.

Our success also relies on the willingness and ability of our franchisees and affiliates to implement major initiatives, which may include financial investment, and to remain aligned with us on operating, value/promotional and capital-intensive reinvestment plans. The ability of franchisees to contribute to the achievement of our plans is dependent in large part on the availability to them of funding at reasonable interest rates and may be negatively impacted by the financial markets in general, by their or our creditworthiness or by banks' lending practices. If our franchisees are unwilling or unable to invest in major initiatives or are unable to obtain financing at commercially reasonable rates, or at all, our future growth and results of operations could be adversely affected.

Our operating performance could also be negatively affected if our franchisees experience food safety or other operational problems or project an image inconsistent with our brand and values, particularly if our contractual and other rights and remedies are limited, costly to exercise or subjected to litigation and potential delays. If franchisees do not successfully operate restaurants in a manner consistent with our required standards, our brand's image and reputation could be harmed, which in turn could hurt our business and operating results.

Our ownership mix also affects our results and financial condition. The decision to own restaurants or to operate under franchise or license agreements is driven by many factors whose interrelationship is complex. The benefits of our more heavily franchised structure depend on various factors, including whether we have effectively selected franchisees, licensees and/or affiliates that meet our rigorous standards, whether we are able to successfully integrate them into our structure and whether their performance and the resulting ownership mix supports our brand and financial objectives.

Continued challenges with respect to labor, including availability and cost, could adversely impact our business and results of operations.

Our success depends in part on our System's ability to effectively attract, recruit, develop, motivate and retain qualified individuals to work in McDonald's restaurants and to maintain appropriately-staffed restaurants in an intensely competitive labor market. We and our franchisees have experienced and may continue to experience challenges in adequately staffing certain McDonald's restaurants, which can negatively impact operations, including speed of service to customers, and customer satisfaction levels. The System's ability to meet its labor needs as they evolve is generally subject to a variety of factors, including the availability of sufficient workforce, unemployment levels and prevailing wages in the markets in which we operate.

Further, our System has experienced increased costs and competition associated with attracting, recruiting, developing, motivating and retaining qualified employees, as well as with promoting awareness of the opportunities of working at McDonald's restaurants. We and our franchisees also continue to be impacted by increasingly complex U.S. and international laws and regulations affecting our respective workforces. These laws and regulations are increasingly focused on, and in certain cases impose requirements with respect to, employment matters such as wages and hours, healthcare, immigration, retirement and other employee benefits and workplace practices. Such laws and regulations can expose us and our franchisees to increased costs and other effects of compliance, including potential liability, and all such labor and compliance costs could have a negative impact on our Company-owned and operated margins and franchisee profitability.

Our potential exposure to reputational and other harm regarding our workplace practices or conditions or those of our independent franchisees or suppliers, including those giving rise to claims of harassment or discrimination (or perceptions thereof) or workplace safety, could have a negative impact on consumer perceptions of us and our business. Additionally, economic action, such as boycotts, protests, work stoppages or campaigns by labor organizations, could adversely affect us (including our ability to attract, recruit, develop, motivate and retain talent) or our franchisees and suppliers, whose performance may have a significant impact on our results.

Effective succession planning is important to our continued success.

Effective succession planning for management is important to our long-term success. Failure to effectively attract, recruit, develop, motivate and retain qualified key personnel, or to execute smooth personnel transitions, could disrupt our business and adversely affect our results.

Food safety concerns may have an adverse effect on our business.

Food safety concerns have had and may in the future have an adverse effect on our business. Our ability to increase sales and profits depends on our System's ability to meet expectations for safe food and on our ability to manage the potential impact on McDonald's of food-borne illnesses and food or product safety issues that may arise in the future, including in the supply chain, restaurants or delivery. Food safety is a top priority, and we dedicate substantial resources aimed at ensuring that our customers enjoy safe food products, including as our menu and service model evolve. However, food safety events, including instances of food-borne illness, have occurred within the food industry and our System from time to time (including the E. coli event in the U.S. in October 2024) and could occur in the future. Instances of food tampering, food contamination or food-borne illness, whether actual or perceived, could adversely affect our brand, reputation and financial results.

If we do not effectively manage our real estate portfolio, our operating results may be negatively impacted.

We have significant real estate operations, primarily in connection with our restaurant business. We generally own or secure a long-term lease on the land and building for conventional franchised and Company-owned and operated restaurant sites. We seek to identify and develop restaurant locations that offer convenience to customers and long-term sales and profit potential. As we generally secure long-term real estate interests for our restaurants, we have limited flexibility to quickly alter our real estate portfolio. The competitive business landscape continues to evolve in light of changing business trends, consumer preferences, trade area demographics, consumer use of digital, delivery and drive thru, local competitive positions and other economic factors. If our restaurants are not located in desirable locations, or if we do not evolve in response to these factors, it could adversely affect Systemwide sales and profitability.

Our real estate values and the costs associated with our real estate operations are also impacted by a variety of other factors, including governmental regulations, insurance, zoning, tax and eminent domain laws, interest rate levels, the cost of financing, natural disasters, acts of war, terrorism or other hostilities, or other factors beyond our control. A significant change in real estate values, or an increase in costs as a result of any of these factors, could adversely affect our operating results.

Information technology system failures or interruptions, or breaches of network security, may impact our operations or cause reputational harm.

We are increasingly reliant upon technology systems, such as point-of-sale, that support our business operations, including our digital and delivery solutions, and technologies that facilitate communication and collaboration with affiliated entities, customers, employees, franchisees, suppliers, service providers or other independent third parties to conduct our business, whether developed and maintained by us or provided by third parties. Any failure or interruption of these systems could significantly impact our or our franchisees' operations, or our customers' experiences and perceptions. In addition, the artificial intelligence tools we are incorporating into certain aspects of our business may not generate the intended efficiencies and may impact our business results.

Security incidents and breaches have from time to time occurred and may in the future occur involving our systems, the systems of the parties with whom we communicate or collaborate (including franchisees) or the systems of third-party providers. These may include such things as unauthorized access, phishing attacks, account takeovers, denial of service, computer viruses, deepfakes and other malicious uses of artificial intelligence, introduction of malware or ransomware, other disruptive problems caused by hackers or unintentional events. Certain of these technology systems contain personal, confidential, financial and other information of our customers, employees, franchisees and their employees, suppliers and other third parties, as well as financial, proprietary and other confidential information related to our business. Despite response procedures and measures in place in the event an incident occurs, it could result in disruptions, shutdowns, or a security breach including the theft or unauthorized disclosure of certain of the above-described information. The actual or alleged occurrence of any of these types of incidents could result in mitigation costs, reputational damage, adverse publicity, loss of consumer confidence, reduced sales and profits, complications in executing our growth initiatives and regulatory and legal risk, including administrative fines, criminal or civil penalties or civil liabilities.

Despite the implementation of business continuity measures, any of these technology systems could become vulnerable to damage, disability or failures due to fire, power loss, telecommunications failure or other catastrophic events. Certain technology systems may also become vulnerable, unreliable or inefficient in cases where technology vendors limit or terminate product support and/or maintenance. Our increasing reliance on third-party systems also subjects us to risks faced by those third-party businesses, including operational, security and credit risks. Further, the technology systems of third parties upon which we rely to conduct our business could be compromised in a manner that adversely affects us and our technology systems, information and business continuity. If technology systems were to fail or otherwise be unavailable, or if business continuity or disaster recovery plans were not effective, and we were unable to recover in a timely manner, we could experience an interruption in our or our franchisees' operations. While we maintain insurance coverage designed to address certain aspects of cybersecurity risks, such insurance coverage may be insufficient to cover all losses or all types of claims that may arise.

LEGAL AND REGULATORY

Increasing regulatory and legal complexity may adversely affect our business and financial results.

Our regulatory and legal environment worldwide exposes us to complex compliance, litigation and similar risks that could affect our operations and results in material ways. Many of our markets are subject to increasing, conflicting and highly prescriptive regulations involving, among other matters, restaurant operations, product packaging, marketing, use of information technology systems, the nutritional and allergen content and safety of our food and other products, labeling and other disclosure practices. Compliance efforts with those regulations may be affected by ordinary variations in food preparation among our own restaurants and the need to rely on the accuracy and completeness of information from third-party suppliers. We also are subject to increasing public focus, including by governmental and non-governmental organizations, on environmental, social responsibility and corporate governance matters. Our success depends in part on our

ability to manage the impact of regulations and other initiatives that can affect our business plans and operations, which have increased and may continue to increase our costs of doing business and exposure to litigation, governmental investigations or other proceedings.

We are also subject to legal proceedings that may adversely affect our business, including, but not limited to, class actions, administrative proceedings, government investigations and proceedings, shareholder proceedings, employment and personal injury claims, landlord/tenant disputes, supplier-related disputes, and claims by current or former franchisees. Regardless of whether claims against us are valid or whether we are found to be liable, claims may be expensive to defend and may divert management's attention away from operations.

Litigation, legislative and regulatory action concerning our relationship with franchisees and the legal distinction between our franchisees and us for employment law or other purposes, if determined adversely, could challenge our franchise business model, increase costs, negatively impact our business operations and the business prospects of our franchisees and subject us to incremental liability for their actions. Similarly, although our commercial relationships with our suppliers remain independent, there may be attempts to challenge that independence, which, if determined adversely, could also increase costs, negatively impact the business prospects of our suppliers, and subject us to incremental liability for their actions.

Our results could also be affected by the following:

- the relative level of our defense costs, which vary from period to period depending on the number, nature and procedural status of pending proceedings;
- the cost and other effects of settlements, judgments or consent decrees, which may require us to make disclosures or take other actions that may affect perceptions of our brand and products; and
- adverse results of pending or future litigation, including litigation challenging the composition and preparation of our products, or the appropriateness or accuracy of our marketing or other communication practices.

A judgment significantly in excess of any applicable insurance coverage or third-party indemnity could materially adversely affect our financial condition or results of operations. Further, adverse publicity resulting from claims may hurt our business. If we are unable to effectively manage the risks associated with our complex regulatory and legal environment, it could have a material adverse effect on our business and financial condition.

Changes in tax laws and unanticipated tax liabilities could adversely affect the taxes we pay and our profitability.

We are subject to income and other taxes in the U.S. and foreign jurisdictions, and our operations, plans and results are affected by tax and other initiatives around the world. In particular, we are affected by the impact of changes to tax laws or policy or related authoritative interpretations. We are also impacted by settlements of pending or any future adjustments proposed by taxing and governmental authorities inside and outside of the U.S. in connection with our tax audits, all of which will depend on their timing, nature and scope. Any significant increases in income tax rates, changes in income tax laws or unfavorable resolution of tax matters could have a material adverse impact on our financial results.

Changes in accounting standards or the recognition of impairment or other charges may adversely affect our future operations and results.

New accounting standards or changes in financial reporting requirements, accounting principles or practices, including with respect to our critical accounting estimates, could adversely affect our future results. We may also be affected by the nature and timing of decisions about underperforming markets or assets, including decisions that result in impairment or other charges that reduce our earnings.

In assessing the recoverability of our long-lived assets, we consider changes in economic conditions and make assumptions regarding estimated future cash flows and other factors. These estimates are highly subjective and can be significantly impacted by many factors such as global and local business and economic conditions, operating costs, inflation, interest rate levels, competition, consumer and demographic trends and our restructuring activities. If our estimates or underlying assumptions change in the future, we may be required to record impairment charges. Any such changes could have a significant adverse effect on our reported results for the affected periods.

If we fail to comply with privacy and data protection laws, we could be subject to legal proceedings and penalties, which could negatively affect our financial results or brand perceptions.

We are subject to legal and compliance risks and associated liability related to privacy and data protection requirements, including those associated with our technology-related services and platforms made available to business partners, customers, employees, franchisees or other third parties. An increasing number of our markets have enacted new privacy and data protection requirements (including the European Union's General Data Protection Regulation and various U.S. state-level laws), and further requirements are likely to be proposed or enacted in the future. Failure to comply with these privacy and data protection laws could result in legal proceedings and substantial administrative fines, criminal or civil penalties or civil liabilities and materially adversely impact our financial results or brand perceptions.

MACROECONOMIC AND MARKET CONDITIONS

Unfavorable general economic conditions could adversely affect our business and financial results.

Our results of operations are substantially affected by economic conditions, including inflationary pressures, which can vary significantly by market and can impact consumer disposable income levels and spending habits. Economic conditions can be impacted by a variety of factors, including hostilities, epidemics, pandemics and actions taken by governments to manage national and international economic matters, whether through austerity, stimulus measures or trade measures, and initiatives intended to control wages, unemployment, credit availability, inflation, taxation and other economic drivers. Sustained adverse economic conditions or periodic adverse changes in economic conditions put pressure on our operating performance and business continuity disruption planning, and our business and financial results may suffer as a result.

Our results of operations are also affected by fluctuations in currency exchange rates, and unfavorable currency fluctuations could adversely affect reported earnings.

Health epidemics or pandemics could adversely affect our business and financial results.

Health epidemics or pandemics have in the past and may in the future impact macroeconomic conditions, consumer behavior, labor availability and supply chain management, as well as local operations in impacted markets, all of which can adversely affect our business, financial results and outlook. Governmental responses to health epidemics or pandemics, including operational restrictions and temporary restaurant closures, can also affect the foregoing items and adversely affect our business and financial results. The duration and scope of a health epidemic or pandemic can be difficult to predict and depends on many factors, including the emergence of new variants and the availability, acceptance and effectiveness of preventative measures. A health epidemic or pandemic may also heighten other risks disclosed in these Risk Factors, including, but not limited to, those related to the availability and costs of labor and commodities, supply chain interruptions, consumer behavior, and consumer perceptions of our brand and industry.

Changes in commodity and other operating costs could adversely affect our results of operations.

The profitability of our Company-owned and operated restaurants depends in part on our ability to anticipate and react to changes in commodity costs, including food, paper, supplies, fuel and utilities, as well as distribution and other operating costs, including labor. Volatility in certain commodity prices and fluctuations in labor costs have adversely affected and in the future could adversely affect our operating results by impacting restaurant profitability. The commodity markets for some of the ingredients we use, such as beef and chicken, are particularly volatile due to factors such as seasonal shifts, climate conditions, industry demand and other macroeconomic conditions, international commodity markets, food safety concerns, product recalls, government regulation, and acts of war, terrorism or other hostilities, all of which are beyond our control and, in many instances, unpredictable. Our System can only partially address future price risk through hedging and other activities, and therefore increases in commodity costs could have an adverse impact on our profitability.

A decrease in our credit ratings or an increase in our funding costs could adversely affect our profitability.

Our credit ratings may be negatively affected by our results of operations or changes in our debt levels. As a result, our interest expense, the availability of acceptable counterparties, our ability to obtain funding on favorable terms, our collateral requirements and our operating or financial flexibility could all be negatively affected, especially if lenders were to impose new operating or financial covenants.

Our operations may also be impacted by regulations affecting capital flows, financial markets or financial institutions, which can limit our ability to manage and deploy our liquidity or increase our funding costs. Any such events could have a material adverse effect on our business and financial condition.

The trading volatility and price of our common stock may be adversely affected by many factors.

Many factors affect the trading volatility and price of our common stock in addition to our operating results and prospects. These factors, many of which are beyond our control, include the following:

- the unpredictable nature of global economic and market conditions;
- governmental action or inaction in light of key indicators of economic activity or events that can significantly influence financial markets, particularly in the U.S., which is the principal trading market for our common stock, and media reports and commentary about economic, trade or other matters, even when the matter in question does not directly relate to our business;
- trading activity in our common stock, in derivative instruments with respect to our common stock or in our debt securities, which can be affected by: market commentary (including commentary that may be unreliable or incomplete); unauthorized disclosures about our performance, plans or expectations about our business; our actual performance and creditworthiness; investor confidence, driven in part by expectations about our performance; actions by shareholders and others seeking to influence our business strategies; portfolio transactions in our common stock by significant shareholders; and trading activity that results from the ordinary course rebalancing of stock indices in which McDonald's may be included, such as the S&P 500 Index and the Dow Jones Industrial Average;
- the impact of our stock repurchase program or dividend rate; and
- the impact of corporate actions, including changes to our corporate structure, and market and third-party perceptions and assessments of such actions, including those we may take from time to time as we implement our business strategies in light of changing business, legal and tax considerations.

Our business is subject to an increasing focus on environmental and social impact matters.

In recent years, there has been an increasing focus by stakeholders – including employees, franchisees, customers, suppliers, governmental and non-governmental organizations and investors – on environmental and social impact matters. A failure, whether real or perceived, to address environmental and social impact matters or to achieve progress on our environmental and social impact initiatives on the anticipated timing or at all, could adversely affect our business, including by heightening other risks disclosed in these Risk Factors, such as those related to consumer behavior, consumer perceptions of our brand, labor availability and costs, supply chain interruptions, commodity costs, and legal and regulatory complexity. Conversely, our taking a position, whether real or perceived, on environmental and social impact, public policy, geopolitical and similar matters could also adversely impact our business.

The standards we set for ourselves regarding environmental and social impact matters, and our ability to meet such standards, may also impact our business. For example, we are working to manage risks and costs to our System related to climate change, greenhouse gases, and diminishing energy and water resources, and we have announced initiatives relating to, among other things, climate action, sustainability, and responsible sourcing. In addition, we are engaging in social impact initiatives, including community engagement and philanthropy; as well as our commitment to inclusion. We have faced increased scrutiny related to reporting on and achieving these initiatives, as well as continued public focus on similar matters, such as packaging and waste, animal health and welfare, deforestation and land use. We have also experienced increased pressure from stakeholders to provide expanded disclosure and establish additional commitments, targets or goals, and take actions to meet them, which could expose us to additional market, operational, execution and reputational costs and risks. Moreover, addressing environmental and social impact matters requires Systemwide as well as third party

coordination and alignment, over which we do not have complete control and which may be unpredictable. The standards by which certain environmental and social impact matters are measured are also evolving and subject to assumptions that could change over time.

Events such as severe weather conditions, natural disasters, hostilities, social and geopolitical unrest and climate change, among others, can adversely affect our results and prospects.

Severe weather conditions, natural disasters, acts of war, terrorism or other hostilities, social and geopolitical unrest or climate change (or expectations about them) can adversely affect consumer behavior and confidence levels, supply availability and costs and local operations, including temporary restaurant closures and delayed new restaurant openings, in impacted markets, all of which can affect our results and prospects. Climate change may also increase the frequency and severity of weather-related events and natural disasters. Our receipt of proceeds under any insurance we maintain with respect to some of these risks may be delayed or the proceeds may be insufficient to cover our losses fully.

Cybersecurity risk is an important and evolving focus for McDonald's. Significant resources are devoted to protecting and enhancing the security of computer systems, software, networks, storage devices, and other technology. The Company's security efforts are designed to protect against, among other things, cybersecurity attacks that can result in unauthorized access to confidential information, the destruction of data, disruptions to or degradations of service, the sabotaging of systems or other damage. McDonald's has implemented measures and controls that it believes are reasonably designed to address the evolving cybersecurity risk environment, including enhanced threat monitoring. In addition, McDonald's continues to regularly review its capabilities to address associated risks, such as those relating to the management of administrative access to systems.

Third parties that help to facilitate the Company's business activities (e.g., franchisees, vendors, suppliers, service providers, etc.) are also sources of cybersecurity risk to McDonald's, and we have various processes and programs to manage cybersecurity risks associated with our third parties. Despite these risk-mitigation measures, a cybersecurity event impacting a third party may compromise Company data or negatively impact the Company's ability to conduct business, which could have a material adverse effect on our business.

Risks from cybersecurity threats, including as a result of any previous cybersecurity events, did not materially affect McDonald's or its business strategy, results of operations or financial condition in 2024. Notwithstanding having what McDonald's believes to be a comprehensive approach to address cybersecurity risk, no company is immune to cybersecurity threats, and McDonald's may not be successful in preventing or mitigating a future cybersecurity incident that could have a material adverse effect on McDonald's or its business strategy, results of operations or financial condition. In evaluating cybersecurity incidents, management considers the potential impact to the Company's results of operations, control framework, and financial condition, as well as the potential impact, if any, to our business strategy and/or reputation.

For additional information on risks from cybersecurity threats, please see our Risk Factors beginning on page [28](#).

Governance

Management has primary responsibility for enterprise-wide risk management ("ERM"), including cybersecurity risk, within our Company, as detailed below. Our Board of Directors (the "Board") is responsible for overseeing our ERM framework and exercises this oversight both as a full Board and through its standing committees. Our Board's Audit & Finance Committee ("A&F Committee") has oversight responsibility for our strategy and processes relating to cybersecurity risk management. Our A&F Committee receives updates at regular intervals on cybersecurity matters from management, including our Global Chief Information Officer ("CIO") and Global Chief Information Security Officer ("CISO") who, as discussed below, are responsible for assessing and managing material cybersecurity risks. Such updates include discussion of the status of our cybersecurity landscape and our cybersecurity strategies, including potential risks and mitigation efforts. For certain significant cybersecurity incidents, our procedures contemplate accelerated reporting of the incident to the applicable members of the Board. The A&F Committee also considers potential remedies to any strategic or process gaps that may be identified during the Company's review of specific cybersecurity incidents.

Our Board recognizes the importance to the Company of effectively identifying, assessing and managing risks that could have a significant impact on our business strategy. The ERM framework leverages internal risk committees comprised of cross-functional leadership who meet regularly to evaluate and prioritize risks, including cybersecurity risk, in the context of our strategy, with further escalation to our CEO, Board and/or Committees, as appropriate. Effective management of cybersecurity risks is critical to the successful execution of our business strategy.

Risk Management and Strategy

The CISO reports to the CIO. McDonald's CIO and CISO are responsible for assessing and implementing our cybersecurity risk management programs, which are informed by the National Institute of Standards and Technology (NIST) Cybersecurity Framework. These leaders and their teams have significant relevant experience in various fields, such as incident response, application security, data security, network security and identity and access management, and have implemented and executed security programs across multiple industries at Fortune 100 companies. Our programs are designed to create a comprehensive, cross-functional approach to identify, assess, manage and mitigate cybersecurity risks as well as to mitigate cybersecurity incidents to support business continuity and achieve operational resiliency.

The CISO leads the Global Cybersecurity organization, which is responsible for executing the Company's Global Cybersecurity Program and initiatives. This global program is responsible for identifying technology and cybersecurity risks and for implementing and maintaining controls to manage cybersecurity threats. These controls are designed to mitigate, detect and respond to cybersecurity incidents to help safeguard the confidentiality, integrity and availability of McDonald's infrastructure, resources and information.

McDonald's Global Cybersecurity Program includes the following functions:

- Cybersecurity Services, which is responsible for deploying and operating the frontline security controls that are designed to protect and defend McDonald's against cyber-attacks. Cybersecurity teams are focused on specific areas of a layered defense, including Network Security, Endpoint Protection, Identity and Access Management, Data Protection, and others, to ensure that these controls are integrated into critical systems and processes throughout the McDonald's environment and operating effectively.
- Cyber Defense, which is responsible for implementing and maintaining controls designed to detect and respond to cybersecurity incidents against McDonald's and includes a dedicated function for incident response and regular monitoring for cybersecurity threats and vulnerabilities, including those among McDonald's third-party suppliers. The Company has established and regularly tested incident response processes and controls that identify and risk-rank incidents through a centralized system to promote timely escalation of cybersecurity incidents that exceed a particular level of risk, including escalation of incidents of sufficient magnitude or severity to the CIO and CISO.
- Cyber Governance, Risk & Compliance, which is responsible for operationalizing technology risk and control frameworks, analyzing regulatory developments that may impact McDonald's, and developing control catalogs and assessments of controls, as well as overseeing governance and reporting of technology and cybersecurity risk. The team provides awareness and training that

reinforces information risk and security management practices and compliance with McDonald's policies, standards and practices. The training is mandatory for all employees globally on a periodic basis, and it is supplemented by Company-wide testing initiatives, including periodic phishing tests.

- Cyber Market Engagement, which is responsible for working with our market teams, International Developmental Licensee partners, and other entities to ensure a consistent approach for cybersecurity across the McDonald's system.

The governance structure for the Global Cybersecurity organization is designed to appropriately identify, escalate, and mitigate cybersecurity risks. Cybersecurity risk management and its governance and oversight are integrated into McDonald's operational risk management framework, including through the escalation of key risk and control issues to management and the development of risk mitigation plans for heightened risk and control issues.

As needed, McDonald's engages third-party assessors or auditing firms with industry-recognized expertise on cybersecurity matters to review specific aspects of McDonald's cybersecurity risk management framework, processes and controls. These efforts include a wide range of activities focused on evaluating the effectiveness of the program, including audits, modeling, tabletop exercises and vulnerability testing.

LEGAL PROCEEDINGS

The Company has pending a number of claims and lawsuits that have been filed in various jurisdictions. These claims and lawsuits cover a broad variety of allegations spanning the Company's business. The following is a brief description of the more significant types of such claims and lawsuits. In addition, the Company is subject to various laws and regulations that impact its business, as discussed under "Government Regulations" below. While the Company does not believe that any such claims, lawsuits, laws or regulations will have a material adverse effect on its financial condition or results of operations, unfavorable rulings could occur. Were an unfavorable ruling to occur, it could result in a material adverse impact on the Company's net income for the period in which it occurs and/or future periods.

- **Franchising**

Most McDonald's restaurants are franchised to independent owner/operators and developmental licensees under contractual arrangements with the Company. In the course of the franchise relationship, occasional disputes arise between the Company and its current or former franchisees relating to a broad range of subjects, including, but not limited to, quality, service, cleanliness, menu pricing, alleged discrimination, delinquent payments of rents and fees, and franchise grants, renewals and terminations. Occasional disputes also arise between the Company and individuals or entities who claim they should be (or should have been) granted a franchise or who challenge the legal distinction between the Company and its franchisees for employment law purposes.

- **Suppliers**

The Company and its affiliates and subsidiaries generally do not supply food, paper or related items to any McDonald's restaurants. The Company relies upon numerous independent suppliers, including service providers, that are required to meet and maintain the Company's high standards and specifications. Occasional disputes arise between the Company and its current or former suppliers relating to, for example, compliance with product specifications and the Company's business relationship with suppliers. Occasional disputes also arise between the Company and individuals or entities who claim they should be (or should have been) granted the opportunity to supply products or services to the Company or its restaurants.

- **Employees**

Over 150,000 people are employed by the Company and in restaurants owned and operated by its subsidiaries. In addition, thousands of people from time to time seek employment in such restaurants. In the ordinary course of business, occasional disputes arise relating to hiring, termination, promotion and pay practices, including, but not limited to, wage and hour disputes, alleged discrimination and compliance with labor and employment laws.

- **Customers**

McDonald's restaurants – whether owned by subsidiaries of the Company, independent owner/operators or developmental licensees – regularly serve a broad segment of the public around the world. In so doing, disputes occasionally arise relating to products, service, incidents, pricing, advertising, disclosures (including relating to nutrition) and other matters common to an extensive restaurant business such as that of the Company.

- **Intellectual Property**

The Company has registered trademarks, service marks, patents and copyrights, some of which it considers to be of material importance to its business. From time to time, the Company may become involved in litigation to protect its intellectual property and defend against the alleged use of third-party intellectual property.

- **Government Regulations**

National and local governments have adopted laws and regulations relating to various aspects of the restaurant business, including, but not limited to, advertising, franchising, health, safety, environment, competition, zoning, employment and taxation. The Company is occasionally involved in litigation or other proceedings regarding these matters. While the Company strives to comply with all applicable existing statutory and administrative requirements, it cannot predict the effect on its operations of these matters or the issuance or enactment of any future additional requirements.

PROPERTIES

The Company owns and leases real estate primarily in connection with its restaurant business. The Company identifies and develops sites that offer convenience to customers and long-term sales and profit potential to the System. To assess potential, the Company analyzes traffic and walking patterns, census data and other relevant data. The Company's experience and access to advanced technology aid in evaluating this information. The Company generally owns or secures a long-term lease on the land and building for conventional franchised and Company-owned and operated restaurant sites, which facilitates long-term occupancy rights and helps control related costs. Restaurant profitability for both the Company and franchisees is important; therefore, ongoing efforts are made to control average development costs through construction and design efficiencies, standardization and by leveraging the Company's global sourcing network.

In addition, the Company primarily leases real estate in connection with its corporate headquarters, field and other offices.

Additional information about the Company's properties is included in the Management's Discussion and Analysis of Financial Condition and Results of Operations section beginning on page [7](#) of this Form 10-K and in the Financial Statements and Supplementary Data section beginning on page [39](#) of this Form 10-K.

INFORMATION ABOUT OUR EXECUTIVE OFFICERS

The following are the executive officers of the Company as of the date of this filing:

Jonathan Banner, 57, is Executive Vice President – Global Chief Impact Officer, a position he has held since September 2022. Prior to joining the Company, Mr. Banner served as Executive Vice President, Communications for PepsiCo, Inc., a food and beverage company, from May 2014 to August 2022.

Ian Borden, 56, is Executive Vice President – Global Chief Financial Officer, a position he has held since September 2022. Prior to that, Mr. Borden served as President, International, from January 2020 to August 2022, and as President – International Developmental Licensed Markets from January 2019 to December 2019. Mr. Borden has served the Company for 30 years.

Tiffany Boyd, 52, is Executive Vice President – Global Chief People Officer, a position she has held since August 2024. Prior to that, Ms. Boyd served as US Chief People Officer from January 2021 to August 2024. Prior to joining the Company, Ms. Boyd served as Vice President – Human Resources, North America Retail from July 2019 to December 2020 and Vice President – Human Resources, Supply Chain from September 2013 to July 2019 for General Mills, a consumer foods manufacturer.

Joseph Erlinger, 51, is Executive Vice President – President, McDonald's USA, a position he has held since November 2019. Prior to that, Mr. Erlinger served as President – International Operated Markets from January 2019 to October 2019. Mr. Erlinger has served the Company for 22 years.

Lauren Elting, 43, is Vice President – Chief Accounting Officer and Corporate Controller, a position she has held since October 2024. Prior to that, Ms. Elting served as Vice President from July 2024 to October 2024. Prior to joining the Company, Ms. Elting served as Vice President, Corporate Controller and Chief Accounting Officer from April 2022 to July 2024, and Vice President, Corporate Controller from May 2018 to April 2022 for Federal Signal Corporation, a manufacturing corporation.

Morgan Flatley, 50, is Executive Vice President – Global Chief Marketing Officer and New Business Ventures, a position she has held since February 2023. Prior to that, Ms. Flatley served as Senior Vice President - Global Chief Marketing Officer from November 2021 to January 2023 and as Senior Vice President - Chief Marketing and Digital Customer Experience Officer from May 2017 to November 2021.

Marion Gross, 64, is Executive Vice President – Global Chief Supply Chain Officer, a position she has held since September 2022. Prior to that, Ms. Gross served as Senior Vice President – Chief Supply Chain Officer, North America from May 2013 to August 2022. Ms. Gross has served the Company for 31 years.

Christopher Kempczinski, 56, is Chairman, President and Chief Executive Officer. Mr. Kempczinski was appointed Chairman of the Board of Directors in May 2024 and has been President and Chief Executive Officer since November 2019. Prior to that, Mr. Kempczinski served as President, McDonald's USA from January 2017 to October 2019. Mr. Kempczinski has served the Company for nine years.

Jill McDonald, 60, is Executive Vice President – President, International Operated Markets, a position she has held since September 2022. Prior to re-joining the Company, Ms. McDonald served as Chief Executive Officer for Costa Coffee, a beverage company, from December 2019 to July 2022, and as Managing Director, Clothing, Home & Beauty for Marks and Spencer Group plc, a multinational clothing and home products retailer, from October 2017 to July 2019. Ms. McDonald previously worked at the Company from June 2006 to March 2015.

Desiree Ralls-Morrison, 58, is Executive Vice President – Global Chief Legal Officer, a position she has held since April 2021. Prior to joining the Company, Ms. Ralls-Morrison served as Senior Vice President, General Counsel and Corporate Secretary for Boston Scientific Corporation, a medical device manufacturer, from November 2017 to April 2021.

Brian Rice, 61, is Executive Vice President – Global Chief Information Officer, a position he has held since August 2022. Prior to joining the Company, Mr. Rice served as Executive Vice President, Chief Information Officer and Global Business Services for Cardinal Health, Inc., a healthcare services company, from February 2019 to August 2022, and as Senior Vice President, Chief Information Officer and Global Business Services for the Kellogg Company, a food manufacturing company, from February 2009 to February 2019.

Jo Sempels, 57, is Senior Vice President and President, International Developmental Licensed Markets, a position he has held since September 2022. Prior to that, Mr. Sempels served as Senior Vice President - International Developmental Licensed Markets from December 2019 to August 2022, as Vice President, Business Unit Lead International Developmental Licensed Markets Europe from January 2019 to December 2019. Mr. Sempels has served the Company for 32 years.

Manu Steijaert, 54, is Executive Vice President – Global Chief Customer Officer, a position he has held since August 2021. Prior to that, Mr. Steijaert served as Vice President, International Operated Markets from January 2019 to July 2021. Mr. Steijaert has served the Company for 22 years.

INSIDER TRADING POLICY

The Company has adopted an insider trading policy governing the purchase and sale and other dispositions of Company securities by our directors, officers and employees. The Company believes this policy is reasonably designed to promote compliance with insider trading laws, rules and regulations, and NYSE listing standards. A copy of the Inside Information and Securities Trading Policy is filed as Exhibit 19 to this Form 10-K.

AVAILABILITY OF COMPANY INFORMATION

The Company is subject to the requirements of the Securities Exchange Act of 1934, as amended (the "Exchange Act"), and therefore files periodic reports, proxy statements and other information with the SEC. Such information may be obtained by visiting the SEC's website at www.sec.gov.

The Company also uses its investor website at www.investor.mcdonalds.com as a primary channel for disclosing key information to its investors, some of which may contain material and previously non-public information. The Company makes available on such website, free of charge, copies of its Annual Reports on Form 10-K, Quarterly Reports on Form 10-Q and Current Reports on Form 8-K, as well as amendments to those reports, filed or furnished pursuant to Section 13(a) or 15(d) of the Exchange Act as soon as reasonably practicable after filing or furnishing such material to the SEC. Copies of such information and reports are also available free of charge by calling (800) 228-9623.

The Company also posts the following documents on the "Corporate Governance" section of its investor website: the Company's Corporate Governance Principles; the charters for each standing committee of the Company's Board of Directors, including the Audit & Finance Committee, Compensation Committee, Governance Committee, and Corporate Responsibility Committee; the Code of Conduct for the Company's Board of Directors; and the Company's Standards of Business Conduct, which applies to all officers and employees. Copies of these documents are also available free of charge by calling (800) 228-9623. The Company intends to satisfy the disclosure requirements regarding any applicable amendment to, or waiver from, a provision of its Standards of Business Conduct by disclosing such information at the website address specified above.

The websites included in this Form 10-K, including those of the Company and the SEC, are provided for convenience only. Information contained on or accessible through such websites is not incorporated herein and does not constitute a part of this Form 10-K or the Company's other filings with the SEC.

Financial Statements and Supplementary Data

<i>Index to consolidated financial statements</i>	<i>Page reference</i>
Consolidated statement of income for each of the three years in the period ended December 31, 2024	40
Consolidated statement of comprehensive income for each of the three years in the period ended December 31, 2024	41
Consolidated balance sheet at December 31, 2024 and 2023	42
Consolidated statement of cash flows for each of the three years in the period ended December 31, 2024	43
Consolidated statement of shareholders' equity for each of the three years in the period ended December 31, 2024	44
Notes to consolidated financial statements	45
Management's assessment of internal control over financial reporting	65
Report of independent registered public accounting firm-PCAOB ID:42	66
Report of independent registered public accounting firm on internal control over financial reporting	68

Consolidated Statement of Income

<i>In millions, except per share data</i>	<i>Years ended December 31, 2024</i>		<i>2023</i>	<i>2022</i>
REVENUES				
Revenues from franchised restaurants	\$	15,715	\$ 15,437	\$ 14,106
Sales by Company-owned and operated restaurants		9,782	9,742	8,748
Other revenues		423	316	328
Total revenues		25,920	25,494	23,183
OPERATING COSTS AND EXPENSES				
Franchised restaurants-occupancy expenses		2,536	2,475	2,350
Company-owned and operated restaurant expenses				
Food & paper		2,995	3,039	2,737
Payroll & employee benefits		2,959	2,886	2,617
Occupancy & other operating expenses		2,381	2,299	2,026
Other restaurant expenses		339	232	245
Selling, general & administrative expenses				
Depreciation and amortization		447	382	370
Other		2,412	2,435	2,492
Other operating (income) expense, net		139	99	974
Total operating costs and expenses		14,208	13,847	13,812
Operating income		11,712	11,647	9,371
Interest expense-net of capitalized interest of \$22, \$14 and \$9		1,506	1,361	1,207
Nonoperating (income) expense, net		(139)	(236)	339
Income before provision for income taxes		10,345	10,522	7,825
Provision for income taxes		2,121	2,053	1,648
Net income	\$	8,223	\$ 8,469	\$ 6,177
Earnings per common share—basic	\$	11.45	\$ 11.63	\$ 8.39
Earnings per common share—diluted	\$	11.39	\$ 11.56	\$ 8.33
Dividends declared per common share	\$	6.78	\$ 6.23	\$ 5.66
Weighted-average shares outstanding—basic		718.3	727.9	736.5
Weighted-average shares outstanding—diluted		721.9	732.3	741.3

See Notes to consolidated financial statements.

Consolidated Statement of Comprehensive Income

<i>In millions</i>	2024	2023	2022
Net income	\$ 8,223	\$ 8,469	\$ 6,177
Other comprehensive income (loss), net of tax			
Foreign currency translation adjustments:			
Gain (loss) recognized in accumulated other comprehensive income (AOCI), including net investment hedges	(231)	136	(354)
Reclassification of (gain) loss to net income	35	—	504
Foreign currency translation adjustments-net of tax benefit (expense) of \$(241), \$94, and \$(208)	(196)	136	150
Cash flow hedges:			
Gain (loss) recognized in AOCI	125	(20)	161
Reclassification of (gain) loss to net income	—	(17)	(105)
Cash flow hedges-net of tax benefit (expense) of \$(39), \$10, and \$(16)	125	(37)	56
Defined benefit pension plans:			
Gain (loss) recognized in AOCI	(15)	(69)	(119)
Reclassification of (gain) loss to net income	(10)	—	—
Defined benefit pension plans-net of tax benefit (expense) of \$1, \$22, and \$43	(25)	(69)	(119)
Total other comprehensive income (loss), net of tax	(96)	30	87
Comprehensive income	\$ 8,127	\$ 8,499	\$ 6,264

See Notes to consolidated financial statements.

Consolidated Balance Sheet

<i>In millions, except per share data</i>	<i>December 31, 2024</i>		<i>2023</i>
ASSETS			
Current assets			
Cash and equivalents	\$	1,085	\$ 4,579
Accounts and notes receivable		2,383	2,488
Inventories, at cost, not in excess of market		56	53
Prepaid expenses and other current assets		1,074	866
Total current assets		4,599	7,986
Other assets			
Investments in and advances to affiliates		2,710	1,080
Goodwill		3,145	3,040
Miscellaneous		6,095	5,618
Total other assets		11,950	9,738
Lease right-of-use asset, net		13,339	13,514
Property and equipment			
Property and equipment, at cost		44,177	43,570
Accumulated depreciation and amortization		(18,882)	(18,662)
Net property and equipment		25,295	24,908
Total assets	\$	55,182	\$ 56,147
LIABILITIES AND SHAREHOLDERS' EQUITY (DEFICIT)			
Current liabilities			
Short-term borrowings and current maturities of long-term debt	\$	—	\$ 2,192
Accounts payable		1,029	1,103
Lease liability		636	688
Income taxes		361	705
Other taxes		224	268
Accrued interest		482	469
Accrued payroll and other liabilities		1,129	1,434
Total current liabilities		3,861	6,859
Long-term debt		38,424	37,153
Long-term lease liability		12,888	13,058
Long-term income taxes		344	363
Deferred revenues - initial franchise fees		778	790
Other long-term liabilities		771	950
Deferred income taxes		1,914	1,681
Shareholders' equity (deficit)			
Preferred stock, no par value; authorized – 165.0 million shares; issued – none		—	—
Common stock, \$0.01 par value; authorized – 3.5 billion shares; issued – 1,660.6 million shares		17	17
Additional paid-in capital		9,281	8,893
Retained earnings		66,834	63,480
Accumulated other comprehensive income (loss)		(2,553)	(2,456)
Common stock in treasury, at cost; 945.4 and 937.9 million shares		(77,375)	(74,640)
Total shareholders' equity (deficit)		(3,797)	(4,707)
Total liabilities and shareholders' equity (deficit)	\$	55,182	\$ 56,147

See Notes to consolidated financial statements.

Consolidated Statement of Cash Flows

<i>In millions</i>	<i>Years ended December 31, 2024</i>			<i>2023</i>	<i>2022</i>
Operating activities					
Net income	\$ 8,223	\$	8,469	\$	6,177
Adjustments to reconcile to cash provided by operations					
Charges and credits:					
Depreciation and amortization	2,097		1,978		1,871
Deferred income taxes	(574)		(686)		(346)
Share-based compensation	172		175		167
Net (gain) loss on sale of restaurant and other businesses	(37)		(103)		733
Other	3		(113)		(570)
Changes in working capital items:					
Accounts receivable	10		(161)		(264)
Inventories, prepaid expenses and other current assets	71		17		6
Accounts payable	(10)		50		31
Income taxes	(292)		(220)		(547)
Other accrued liabilities	(217)		206		129
Cash provided by operations	9,447		9,612		7,387
Investing activities					
Capital expenditures	(2,775)		(2,357)		(1,899)
Purchases of restaurant businesses	(669)		(441)		(807)
Purchases of equity method investments	(1,837)		—		—
Sales of restaurant and other businesses	311		195		446
Sales of property	122		95		39
Other	(498)		(676)		(457)
Cash used for investing activities	(5,346)		(3,185)		(2,678)
Financing activities					
Net short-term borrowings	326		213		26
Long-term financing issuances	2,380		5,221		3,374
Long-term financing repayments	(2,777)		(2,441)		(2,202)
Treasury stock purchases	(2,824)		(3,054)		(3,896)
Common stock dividends	(4,870)		(4,533)		(4,168)
Proceeds from stock option exercises	328		260		248
Other	(56)		(40)		38
Cash used for financing activities	(7,495)		(4,374)		(6,580)
Effect of exchange rates on cash and equivalents	(101)		(58)		(254)
Cash and equivalents increase (decrease)	(3,494)		1,996		(2,126)
Cash and equivalents at beginning of year	4,579		2,584		4,709
Cash and equivalents at end of year	\$ 1,085	\$	4,579	\$	2,584
Supplemental cash flow disclosures					
Interest paid	\$ 1,523	\$	1,287	\$	1,184
Income taxes paid	2,974		2,993		3,024

See Notes to consolidated financial statements.

Consolidated Statement of Shareholders' Equity (Deficit)

In millions, except per share data	Common stock issued		Additional paid-in capital	Retained earnings	Accumulated other comprehensive income (loss)			Common stock in treasury		Total shareholders' equity (deficit)
	Shares	Amount			Pensions	Cash flow hedges	Foreign currency translation	Shares	Amount	
Balance at December 31, 2021	1,660.6	\$ 17	\$ 8,232	\$ 57,535	\$ (180)	\$ (25)	\$ (2,369)	(915.8)	\$ (67,810)	\$ (4,601)
Net income				6,177						6,177
Other comprehensive income (loss), net of tax					(119)	56	150			87
Comprehensive income										6,264
Common stock cash dividends (\$5.66 per share)				(4,168)						(4,168)
Treasury stock purchases								(15.8)	(3,896)	(3,896)
Share-based compensation			167							167
Stock option exercises and other			149					2.3	82	231
Balance at December 31, 2022	1,660.6	17	8,547	59,544	(298)	31	(2,219)	(929.3)	(71,624)	(6,003)
Net income				8,469						8,469
Other comprehensive income (loss), net of tax					(69)	(37)	136			30
Comprehensive income										8,499
Common stock cash dividends (\$6.23 per share)				(4,533)						(4,533)
Treasury stock purchases								(11.1)	(3,105)	(3,105)
Share-based compensation			175							175
Stock option exercises and other			171					2.5	89	260
Balance at December 31, 2023	1,660.6	17	8,893	63,480	(367)	(6)	(2,083)	(937.9)	(74,640)	(4,707)
Net income				8,223						8,223
Other comprehensive income (loss), net of tax					(25)	125	(196)			(96)
Comprehensive income										8,127
Common stock cash dividends (\$6.78 per share)				(4,870)						(4,870)
Treasury stock purchases								(10.1)	(2,826)	(2,826)
Share-based compensation			172							172
Stock option exercises and other			216					2.5	91	307
Balance at December 31, 2024	1,660.6	\$ 17	\$ 9,281	\$ 66,834	\$ (393)	\$ 119	\$ (2,279)	(945.4)	\$ (77,375)	\$ (3,797)

See Notes to consolidated financial statements.

Summary of Significant Accounting Policies

NATURE OF BUSINESS

The Company franchises and operates McDonald's restaurants in the global restaurant industry. All restaurants are either owned and operated by the Company or by franchisees, including conventional franchisees under franchised arrangements, and developmental licensees or affiliates under license agreements.

The following table presents restaurant information by ownership type:

<i>Restaurants at December 31,</i>	2024	2023	2022
Conventional franchised	22,077	21,818	21,720
Developmental licensed	9,247	8,684	8,229
Foreign affiliated	10,108	9,178	8,220
Total Franchised	41,432	39,680	38,169
Company-owned and operated	2,045	2,142	2,106
Total Systemwide restaurants	43,477	41,822	40,275

The results of operations of restaurant businesses purchased and sold in transactions with franchisees were not material either individually or in the aggregate to the accompanying consolidated financial statements.

CONSOLIDATION

The consolidated financial statements include the accounts of the Company and its subsidiaries. Investments in affiliates owned 50% or less (primarily McDonald's China and Japan) are accounted for by the equity method.

On an ongoing basis, the Company evaluates its business relationships such as those with franchisees, joint venture partners, developmental licensees, suppliers and advertising cooperatives to identify potential variable interest entities. Generally, these businesses qualify for a scope exception under the variable interest entity consolidation guidance. The Company has concluded that consolidation of such entities is not appropriate for the periods presented.

In the first quarter of 2024, the Company changed its rounding presentation to the nearest whole number in millions of reported amounts, except per share data or as otherwise designated. The change in rounding presentation has been applied to all prior year amounts presented. In certain circumstances, this change adjusted previously reported balances, however, these changes were not significant, and no other changes were made to previously reported financial information. Additionally, certain columns and rows within the financial statements and tables presented may not add due to rounding. Percentages have been calculated from the underlying whole-dollar amounts for all periods presented.

ESTIMATES IN FINANCIAL STATEMENTS

The preparation of financial statements in conformity with accounting principles generally accepted in the U.S. requires management to make estimates and assumptions that affect the amounts reported in the consolidated financial statements and accompanying notes. Actual results could differ from those estimates.

FOREIGN CURRENCY TRANSLATION

Generally, the functional currency of operations outside the U.S. is the respective local currency.

RECENT ACCOUNTING PRONOUNCEMENTS

Recently Adopted Accounting Pronouncements

Segment Reporting

In November 2023, the Financial Accounting Standards Board (the "FASB") issued Accounting Standards Update ("ASU") No. 2023-07, "Segment Reporting (Topic 280): Improvements to Reportable Segment Disclosures" ("ASU 2023-07"). The pronouncement expands annual and interim disclosure requirements for reportable segments, primarily through enhanced disclosures about significant segment expenses. ASU 2023-07 is effective for fiscal years beginning after December 15, 2023, and for interim periods beginning after December 15, 2024. The Company adopted the new standard in the Company's Annual Report on Form 10-K for the year ended December 31, 2024. Refer to the Segment footnote on page 52 of this Form 10-K for the enhanced disclosures added as a result of the adoption of ASU 2023-07.

Recent Accounting Pronouncements Not Yet Adopted

Income Taxes

In December 2023, the FASB issued ASU No. 2023-09, "Income Taxes (Topic 740): Improvements to Income Tax Disclosures" ("ASU 2023-09"). The pronouncement expands the disclosure requirements for income taxes, specifically related to the rate reconciliation and income taxes paid. ASU 2023-09 is effective for fiscal years beginning after December 15, 2024. We are currently in the process of determining the impact that ASU 2023-09 will have on the Company's consolidated financial statement disclosures.

Disaggregation - Income Statement Expenses

In November 2024, the FASB issued ASU No. 2024-03, "Income Statement - Reporting Comprehensive Income - Expense Disaggregation Disclosures (Subtopic 220-40): Disaggregation of Income Statement Expenses" ("ASU 2024-03"). The pronouncement expands the disclosure requirements for expenses, specifically by providing more detailed information about the types of expenses in commonly presented expense captions. ASU 2024-03 is effective for fiscal years beginning after December 15, 2026, and interim periods within fiscal years beginning after December 15, 2027. We are currently in the process of determining the impact that ASU 2024-03 will have on the Company's consolidated financial statement disclosures.

REVENUE RECOGNITION

The Company's revenues consist of sales by Company-owned and operated restaurants and fees from restaurants operated by franchisees, developmental licensees and affiliates. Revenues from conventional franchised restaurants include rent and royalties based on a percent of sales with minimum rent payments, and initial fees. Revenues from restaurants licensed to developmental licensees and affiliates include a royalty based on a percent of sales, and generally include initial fees. The Company's Other revenues are primarily comprised of fees paid by franchisees to recover a portion of costs incurred by the Company for various technology platforms, revenues from brand licensing arrangements to market and sell consumer packaged goods using the McDonald's brand and third-party revenues for the Dynamic Yield business, for periods prior to its sale on April 1, 2022.

Sales by Company-owned and operated restaurants are recognized on a cash basis at the time of the underlying sale and are presented net of sales tax and other sales-related taxes. Royalty revenues are based on a percent of sales and recognized at the time the underlying sales occur. Rental income includes both minimum rent payments, which are recognized straight-line over the franchise term and variable rent payments based on a percent of sales, which are recognized at the time the underlying sales occur. Initial fees are recognized as the Company satisfies the performance obligation over the franchise term, which is generally 20 years.

The Company provides goods or services related to various technology platforms to certain franchisees that are distinct from the franchise agreement because they do not require integration with other goods or services that the Company provides. The Company has determined that it is the principal in these arrangements. Accordingly, the related revenue is presented on a gross basis on the Consolidated Statement of Income. These revenues are recognized as the goods or services are transferred to the franchisee, and related expenses are recognized as incurred, primarily within Other restaurant expenses. There may be a timing difference between the costs the Company incurs and the related fees the Company receives from franchisees, but the various technology platform fees are not designed to generate margins for the Company. Brand licensing arrangement revenues are based on a percent of sales and are recognized at the time the underlying sales occur. For periods prior to April 1, 2022, Dynamic Yield third party revenues were generated from providing software as a service solutions to customers and were recognized over the applicable subscription period as the service was performed.

PROPERTY AND EQUIPMENT

Property and equipment are stated at cost, with depreciation and amortization provided using the straight-line method over the following estimated useful lives: buildings—up to 40 years; leasehold improvements—the lesser of useful lives of assets or lease terms, which generally include certain option periods; and equipment—3 to 12 years.

The Company periodically reviews these lives relative to physical factors, economic factors and industry trends. If there are changes in the planned use of property and equipment, or if technological changes occur more rapidly than anticipated, the useful lives assigned to these assets may need to be shortened, resulting in the accelerated recognition of depreciation and amortization expense or write-offs in future periods.

The Company may share in the cost of certain restaurant improvements with its franchisees. Since McDonald's generally manages the project and provides up front funding in these instances, during the project the Company estimates which costs are the responsibility of McDonald's and which are the responsibility of the franchisee, and allocates the corresponding costs between Property and equipment and Accounts receivable. Upon the completion of the project, the allocation of costs is finalized and may result in immaterial adjustments to the balances and associated depreciation expense.

Refer to the Property and Equipment footnote on page 54 of this Form 10-K for additional information.

LEASING

The Company is the lessee in a significant real estate portfolio, primarily through ground leases (the Company leases the land and generally owns the building) and through improved leases (the Company leases the land and buildings). The Lease right-of-use asset and Lease liability reflect the present value of the Company's estimated future minimum lease payments over the lease term, which includes options that are reasonably assured of being exercised, discounted using the rate implicit in each lease, if determinable, or a collateralized incremental borrowing rate considering the term of the lease and particular currency environment. Leases with an initial term of 12 months or less, primarily related to leases of office equipment, are not included in the Lease right-of-use asset or Lease liability and continue to be recognized in the Consolidated Statement of Income on a straight-line basis over the lease term.

The Company has elected not to separate non-lease components from lease components in its lessee portfolio. To the extent that occupancy costs, such as site maintenance, are included in the asset and liability, the impact is immaterial and is generally limited to Company-owned and operated restaurant locations. For franchised locations, which represent the majority of the restaurant portfolio, the related occupancy costs including property taxes, insurance and site maintenance are generally required to be paid by the franchisees as part of the franchise arrangement. In addition, the Company is the lessee under non-restaurant related leases such as office buildings, vehicles and office equipment. These leases are not a material subset of the Company's lease portfolio.

CAPITALIZED SOFTWARE

Capitalized software is stated at cost and amortized using the straight-line method over the estimated useful life of the software, which primarily ranges from 3 to 10 years. Customer facing software is typically amortized over a shorter useful life, while back office and Corporate systems may have a longer useful life. Capitalized software less accumulated amortization is recorded within Miscellaneous other assets on the Consolidated Balance Sheet and was (in millions): 2024-\$907; 2023-\$836; 2022-\$864.

The Company reviews capitalized software for impairment whenever events or changes in circumstances indicate that the carrying amount of an asset may not be recoverable or if an indicator of impairment exists. Results for the year ended December 31, 2023 reflected the write-off of impaired software no longer in use of \$72 million. The Company did not identify any indicators of material impairment of capitalized software for the years ended December 31, 2024 and 2022.

LONG-LIVED ASSETS

Long-lived assets are reviewed for impairment annually in the fourth quarter and whenever events or changes in circumstances indicate that the carrying amount of an asset may not be recoverable. For purposes of annually reviewing McDonald's restaurant assets for potential impairment, assets are initially grouped together in the U.S. at a field office level, and internationally, at a market level. The Company manages its restaurants as a group or portfolio with significant common costs and promotional activities; as such, an individual restaurant's cash flows are not generally independent of the cash flows of others in a market. If an indicator of impairment exists for any grouping of assets, an estimate of undiscounted future cash flows produced by each individual restaurant within the asset grouping is compared to its carrying value. If an individual restaurant is determined to be impaired, the loss is measured by the excess of the carrying amount of the restaurant over its fair value as determined by an estimate of discounted future cash flows.

Losses on assets held for disposal are recognized when management and the Company's Board of Directors, as required, have approved and committed to a plan to dispose of the assets, the assets are available for disposal and the disposal is probable of occurring within 12 months, and the net sales proceeds are expected to be less than its net book value, among other factors. Generally, such losses are related to restaurants that have closed and ceased operations as well as other assets that meet the criteria to be considered "held for sale."

GOODWILL

Goodwill represents the excess of cost over the net tangible assets and identifiable intangible assets of acquired restaurants and other businesses, and it is generally assigned to the reporting unit (defined as each individual market) expected to benefit from the synergies of the combination. The Company's goodwill primarily results from purchases of McDonald's restaurants from franchisees or transactions in which the Company obtains a controlling interest in subsidiaries or affiliates. When purchasing restaurants from a franchisee, the Company generally uses a discounted cash flow methodology (Level 3 inputs within the valuation hierarchy), which determines the fair value of restaurants acquired based on their expected profitability and cash flows. During 2024, the Company acquired restaurants from franchisees (including 228 restaurants in Israel, which are presented within the International Developmental Licensed Markets & Corporate segment) in order to support key franchising initiatives. Total restaurant acquisitions for the year resulted in the Company recording approximately \$150 million of net tangible assets, \$270 million of identifiable intangible assets (primarily consisting of reacquired franchise rights) and \$240 million of goodwill. These acquisitions did not have a material impact on the amount of recorded revenues or net income of the Company. If a Company-owned and operated restaurant is sold within 24 months of acquisition, the goodwill associated with the acquisition is written off in its entirety. If a Company-owned and operated restaurant is sold beyond 24 months from the acquisition, the amount of goodwill written off is based on the relative fair value of the business sold compared to the reporting unit.

The following table presents the 2024 activity in goodwill by segment:

<i>In millions</i>	<i>U.S.</i>	<i>International Operated Markets</i>	<i>International Developmental Licensed Markets & Corporate</i>	<i>Consolidated</i>
Balance at December 31, 2023	\$ 1,833	\$ 1,207	\$ —	\$ 3,040
Net restaurant purchases (sales)	18	3	158	179
Currency translation	—	(78)	4	(74)
Balance at December 31, 2024	\$ 1,851	\$ 1,132	\$ 162	\$ 3,145

The Company conducts goodwill impairment testing in the fourth quarter of each year or whenever indicators of impairment exist. If an indicator of impairment exists, the goodwill impairment test compares the fair value of a reporting unit, generally based on discounted future cash flows, with its carrying amount including goodwill. If the carrying amount of a reporting unit exceeds its fair value, an impairment loss is recorded for the difference. In the current period, the Company performed a qualitative assessment and did not identify any indicators of impairment. Historically, goodwill impairment has not significantly impacted the consolidated financial statements. Goodwill on the Consolidated Balance Sheet reflects accumulated impairment losses of \$1 million and \$15 million as of December 31, 2024 and 2023, respectively.

ADVERTISING COSTS

Advertising costs included in operating expenses of Company-owned and operated restaurants primarily consist of contributions to advertising cooperatives based upon a percent of sales, and were (in millions): 2024—\$355; 2023—\$347; 2022—\$335.

In addition, significant advertising costs are incurred by conventional franchisees through contributions to advertising cooperatives in individual markets that are also based upon a percent of sales. In the markets that make up the vast majority of the Systemwide advertising spend, including the U.S., McDonald's is not the primary beneficiary of these entities, and therefore has concluded that consolidation would not be appropriate, as the Company does not have the power through voting or similar rights to direct the activities of the cooperatives that most significantly impact their economic performance.

Production costs for radio and television advertising are expensed when the commercials are initially aired. These production costs, primarily in the U.S., as well as other marketing-related expenses are included in Selling, general & administrative expenses and were (in millions): 2024—\$90; 2023—\$42; 2022—\$64.

INCOME TAXES

Income Tax Uncertainties

The Company, like other multi-national companies, is regularly audited by federal, state and foreign tax authorities, and tax assessments may arise several years after tax returns have been filed. Accordingly, tax liabilities are recorded when, in management's judgment, a tax position does not meet the more likely than not threshold for recognition. For tax positions that meet the more likely than not threshold, a tax liability may still be recorded depending on management's assessment of how the tax position will ultimately be settled. The Company records interest and penalties on unrecognized tax benefits in the provision for income taxes.

Deferred tax assets and liabilities are recognized for the tax consequences of temporary differences between the financial reporting basis and the tax basis of existing assets and liabilities. The Company records a valuation allowance to reduce its deferred tax assets if it is considered more likely than not that some portion or all of the deferred tax assets will not be realized. While the Company has considered future taxable income and ongoing prudent and feasible tax strategies, including the sale of appreciated assets, in assessing the need for the valuation allowance, if these estimates and assumptions change in the future, the Company may be required to adjust its valuation allowance. This could result in a charge to, or an increase in, income in the period such determination is made.

Refer to the Income Taxes footnote on page 59 of this Form 10-K for additional information.

Accounting for Global Intangible Low-Taxed Income ("GILTI")

The accounting policy of the Company is to record any tax on GILTI in the provision for income taxes in the year it is incurred.

FAIR VALUE MEASUREMENTS

The Company measures certain financial assets and liabilities at fair value on a recurring basis, and certain non-financial assets and liabilities on a nonrecurring basis. Fair value is defined as the price that would be received to sell an asset or paid to transfer a liability in the principal or most advantageous market in an orderly transaction between market participants on the measurement date. Fair value disclosures are reflected in a three-level hierarchy, maximizing the use of observable inputs and minimizing the use of unobservable inputs.

The valuation hierarchy is based upon the transparency of inputs to the valuation of an asset or liability on the measurement date. The three levels are defined as follows:

- Level 1 – inputs to the valuation methodology are quoted prices (unadjusted) for an identical asset or liability in an active market.
- Level 2 – inputs to the valuation methodology include quoted prices for a similar asset or liability in an active market or model-derived valuations in which all significant inputs are observable for substantially the full term of the asset or liability.
- Level 3 – inputs to the valuation methodology are unobservable and significant to the fair value measurement of the asset or liability.

Certain of the Company's derivatives are valued using various pricing models or discounted cash flow analyses that incorporate observable market parameters, such as interest rate yield curves, option volatilities and foreign currency rates, classified as Level 2 within the valuation hierarchy. Derivative valuations incorporate credit risk adjustments that are necessary to reflect the probability of default by the counterparty or the Company.

- **Certain Financial Assets and Liabilities Measured at Fair Value**

The following tables present financial assets and liabilities measured at fair value on a recurring basis by the valuation hierarchy as defined in the fair value guidance:

December 31, 2024

In millions	Level 1 ⁽¹⁾	Level 2	Total Carrying Value
Investments	\$ 226		\$ 226
Derivative assets	\$ 135	\$ 199	\$ 334
Derivative liabilities		\$ (41)	\$ (41)

December 31, 2023

In millions	Level 1 ⁽¹⁾	Level 2	Total Carrying Value
Investments	\$ 192		\$ 192
Derivative assets	\$ 189	\$ 21	\$ 210
Derivative liabilities		\$ (118)	\$ (118)

(1) Level 1 is comprised of derivatives and investments that hedge market driven changes in liabilities associated with the Company's supplemental benefit plans.

- **Non-Financial Assets and Liabilities Measured at Fair Value on a Nonrecurring Basis**

Certain assets and liabilities are measured at fair value on a nonrecurring basis; that is, the assets and liabilities are not measured at fair value on an ongoing basis, but are subject to fair value adjustments in certain circumstances (e.g., when there is evidence of impairment).

- **Certain Financial Assets and Liabilities not Measured at Fair Value**

At December 31, 2024, the fair value of the Company's debt obligations was estimated at \$36.6 billion, compared to a carrying amount of \$38.4 billion. The fair value of debt obligations is based upon quoted market prices, classified as Level 2 within the valuation hierarchy. The carrying amount of cash and equivalents and notes receivable approximate fair value.

FINANCIAL INSTRUMENTS AND HEDGING ACTIVITIES

The Company is exposed to global market risks, including the effect of changes in interest rates and foreign currency fluctuations. The Company uses foreign currency denominated debt and derivative instruments to mitigate the impact of these changes. The Company does not hold or issue derivatives for trading purposes.

The Company documents its risk management objective and strategy for undertaking hedging transactions, as well as all relationships between hedging instruments and hedged items. The Company's derivatives that are designated for hedge accounting consist mainly of interest rate swaps, foreign currency forwards, and cross-currency interest rate swaps, and are classified as either fair value, cash flow or net investment hedges. Further details are explained in the "Fair Value," "Cash Flow" and "Net Investment" hedge sections.

The Company enters into certain derivatives that are not designated for hedge accounting. The Company has entered into equity derivative contracts to hedge market-driven changes in certain of its supplemental benefit plan liabilities. In addition, the Company uses foreign currency forwards to mitigate the change in fair value of certain foreign currency denominated assets and liabilities. Further details are explained in the "Undesignated Derivatives" section.

All derivatives (including those not designated for hedge accounting) are recognized on the Consolidated Balance Sheet at fair value and classified based on the instruments' maturity dates. Changes in the fair value measurements of the derivative instruments are reflected as adjustments to AOCI and/or current earnings.

The following table presents the fair values of derivative instruments included on the Consolidated Balance Sheet as of December 31, 2024 and 2023:

Derivative Assets				Derivative Liabilities			
<i>In millions</i>	<i>Balance Sheet Classification</i>	2024	2023	<i>Balance Sheet Classification</i>	2024	2023	
Derivatives designated as hedging instruments							
Foreign currency	Prepaid expenses and other current assets	\$ 125	\$ 9	Accrued payroll and other liabilities	\$ (1)	\$ (37)	
Interest rate	Prepaid expenses and other current assets	34	4	Accrued payroll and other liabilities	(6)	(4)	
Foreign currency	Miscellaneous other assets	40	2	Other long-term liabilities	—	(14)	
Interest rate	Miscellaneous other assets	—	—	Other long-term liabilities	(34)	(58)	
Total derivatives designated as hedging instruments		\$ 199	\$ 15		\$ (41)	\$ (113)	
Derivatives not designated as hedging instruments							
Equity	Prepaid expenses and other current assets	\$ 135	\$ —				
Foreign currency	Prepaid expenses and other current assets	—	6	Accrued payroll and other liabilities	\$ —	\$ (5)	
Equity	Miscellaneous other assets	—	189				
Total derivatives not designated as hedging instruments		\$ 135	\$ 195		\$ —	\$ (5)	
Total derivatives		\$ 334	\$ 210		\$ (41)	\$ (118)	

The following table presents the pre-tax amounts from derivative instruments affecting income and AOCI for the year ended December 31, 2024 and 2023, respectively:

	Location of gain or loss recognized in income on derivative	Gain (loss) recognized in AOCI	Gain (loss) reclassified into income from AOCI	Gain (loss) recognized in income on derivative			
<i>In millions</i>		2024	2023	2024	2023	2024	2023
Foreign currency	Nonoperating income/expense	\$ 126	\$ (40)	\$ (1)	\$ 20		
Interest rate	Interest expense	38	15	1	1		
Cash flow hedges		\$ 164	\$ (25)	\$ —	\$ 21		
Foreign currency denominated debt	Nonoperating income/expense	\$ 891	\$ (435)				
Foreign currency derivatives	Nonoperating income/expense	114	40				
Foreign currency derivatives ⁽¹⁾	Interest expense					\$ 45	\$ 26
Net investment hedges		\$ 1,005	\$ (395)			\$ 45	\$ 26
Foreign currency	Nonoperating income/expense					\$ (3)	\$ 4
Equity	Selling, general & administrative expenses					(9)	27
Undesignated derivatives						\$ (12)	\$ 31

⁽¹⁾The amount of gain (loss) recognized in income related to components excluded from effectiveness testing.

Fair Value Hedges

The Company enters into fair value hedges to reduce the exposure to changes in fair values of certain liabilities. The Company enters into fair value hedges that convert a portion of its fixed rate debt into floating rate debt by use of interest rate swaps. At December 31, 2024, the carrying amount of fixed-rate debt that was effectively converted was an equivalent notional amount of \$770 million, which included a decrease of \$40 million of cumulative hedging adjustments. For the year ended December 31, 2024, the Company recognized a \$22 million gain on the fair value of interest rate swaps, and a corresponding loss on the fair value of the related hedged debt instrument to interest expense.

Cash Flow Hedges

The Company enters into cash flow hedges to reduce the exposure to variability in certain expected future cash flows. To protect against the reduction in value of forecasted foreign currency cash flows (such as royalties denominated in foreign currencies), the Company uses foreign currency forwards to hedge a portion of anticipated exposures. The hedges cover up to the next 18 months for certain exposures and are denominated in various currencies. As of December 31, 2024, the Company had derivatives outstanding with an equivalent notional amount of \$2.0 billion that hedged a portion of forecasted foreign currency denominated cash flows.

To protect against the variability of interest rates on anticipated bond issuances, the Company may use treasury locks to hedge a portion of expected future cash flows. As of December 31, 2024, the Company had derivatives outstanding with a notional amount of \$500 million that hedge a portion of forecasted cash flows.

Based on market conditions at December 31, 2024, the \$119 million in cumulative cash flow hedging gains, after tax, is not expected to have a significant effect on earnings over the next 12 months.

Net Investment Hedges

The Company uses foreign currency denominated debt (third-party and intercompany) and foreign currency derivatives to hedge its investments in certain foreign subsidiaries and affiliates. Realized and unrealized translation adjustments from these hedges are included in shareholders' equity in the foreign currency translation component of Other comprehensive income ("OCI") and offset translation adjustments on the underlying net assets of foreign subsidiaries and affiliates, which also are recorded in OCI. As of December 31, 2024, \$13.1 billion of the Company's third-party foreign currency denominated debt, \$168 million of the Company's intercompany foreign currency denominated debt and \$1.9 billion of foreign currency derivatives were designated to hedge investments in certain foreign subsidiaries and affiliates.

Undesignated Hedges

The Company enters into certain derivatives that are not designated for hedge accounting. Therefore, the changes in the fair value of these derivatives are recognized immediately in earnings together with the gain or loss from the hedged balance sheet position. As an example, the Company enters into equity derivative contracts to hedge market-driven changes in certain of its supplemental benefit plan liabilities. The Company may also use certain investments to hedge changes in these liabilities. Changes in the fair value of these derivatives or investments are recorded in Selling, general & administrative expenses together with the changes in the supplemental benefit plan liabilities. In addition, the Company uses foreign currency forwards to mitigate the change in fair value of certain foreign currency denominated assets and liabilities. The changes in the fair value of these derivatives are recognized in non-operating (income) expense, net, along with the currency gain or loss from the hedged balance sheet position.

Credit Risk

The Company is exposed to credit-related losses in the event of non-performance by its derivative counterparties. The Company did not have significant exposure to any individual counterparty at December 31, 2024 and has master agreements that contain netting arrangements. For financial reporting purposes, the Company presents gross derivative balances in its financial statements and supplementary data, including for counterparties subject to netting arrangements. Some of these agreements also require each party to post collateral if credit ratings fall below, or aggregate exposures exceed, certain contractual limits. At December 31, 2024, the Company was required to post \$21 million of collateral due to the negative fair value of certain derivative positions.

SHARE-BASED COMPENSATION

The Company has a share-based compensation plan, which authorizes the granting of various equity-based incentives including stock options and restricted stock units ("RSUs") to employees and nonemployee directors.

Share-based compensation, which includes the portion vesting of all share-based awards granted based on the grant date fair value, is generally amortized on a straight-line basis over the vesting period in Selling, general & administrative expenses.

The fair value of each stock option granted is estimated on the date of grant using a closed-form pricing model. The pricing model requires assumptions, which impact the assumed fair value, including the expected life of the stock option, the risk-free interest rate, expected volatility of the Company's stock over the expected life and the expected dividend yield. The Company uses historical data to determine these assumptions and if these assumptions change significantly for future grants, share-based compensation expense will fluctuate in future years. In addition, the Company estimates forfeitures when determining the amount of compensation costs to be recognized each period.

The fair value of each RSU granted is equal to the market price of the Company's stock at date of grant. For performance-based RSUs, the Company includes a relative Total Shareholder Return ("TSR") modifier to determine the number of shares earned at the end of the performance period. The fair value of performance-based RSUs that include the TSR modifier is determined using a Monte Carlo valuation model.

Refer to the Share-based Compensation footnote on page [63](#) of this Form 10-K for additional information.

PER COMMON SHARE INFORMATION

Diluted earnings per common share is calculated using net income divided by diluted weighted-average shares. Diluted weighted-average shares include weighted-average shares outstanding plus the dilutive effect of share-based compensation calculated using the treasury stock method, of (in millions of shares): 2024—3.6; 2023—4.4; 2022—4.8. Share-based compensation awards that were not included in diluted weighted-average shares because they would have been antidilutive were (in millions of shares): 2024—1.9; 2023—2.0; 2022—1.5.

CASH AND EQUIVALENTS

The Company considers short-term, highly liquid investments with an original maturity of 90 days or less to be cash equivalents. As of December 31, 2024, Cash and equivalents was \$1.1 billion of which \$451 million consisted of certificates of deposit.

Segment and Geographic Information

McDonald's operates under an organizational structure with the following global business segments reflecting how management reviews and evaluates operating performance:

- U.S. - the Company's largest market. The segment is 95% franchised as of December 31, 2024.
- International Operated Markets - comprised of markets, or countries in which the Company operates and franchises restaurants, including Australia, Canada, France, Germany, Italy, Poland, Spain and the U.K. The segment is 89% franchised as of December 31, 2024.
- International Developmental Licensed Markets & Corporate - comprised primarily of developmental licensee and affiliate markets in the McDonald's system, including equity method investments in China and Japan. Corporate activities are also reported in this segment. The segment is 99% franchised as of December 31, 2024.

In April 2022, the Company completed the divestiture of Dynamic Yield. Prior to this date, financial performance relating to Dynamic Yield is reflected within the International Developmental Licensed Markets & Corporate segment.

The Company's chief operating decision makers are the President and CEO and the Executive Vice President and Global Chief Financial Officer ("CFO"). Segment performance and resource allocation are evaluated based on one measure of a segment's profit or loss, operating income.

All intercompany revenues and expenses are eliminated in computing revenues and operating income. Corporate general and administrative expenses consist of corporate office support costs in areas such as facilities, finance, human resources, information technology, legal, marketing, restaurant operations, supply chain and training. Corporate assets include corporate cash and equivalents, financial instruments and office facilities.

<i>In millions</i>	2024	2023	2022
U.S.	\$ 10,631	\$ 10,568	\$ 9,588
International Operated Markets	12,628	12,382	11,297
International Developmental Licensed Markets & Corporate	2,661	2,543	2,297
Total Revenues	\$ 25,920	\$ 25,494	\$ 23,183
U.S.	\$ 1,294	\$ 1,286	\$ 1,244
International Operated Markets	1,231	1,170	1,086
International Developmental Licensed Markets & Corporate	11	19	20
Total Franchised restaurants-occupancy expenses	\$ 2,536	\$ 2,475	\$ 2,350
U.S.	\$ 2,780	\$ 2,732	\$ 2,406
International Operated Markets	4,765	4,707	4,266
International Developmental Licensed Markets & Corporate	790	785	709
Total Company-operated restaurant expenses	\$ 8,334	\$ 8,224	\$ 7,381
U.S.	\$ 654	\$ 661	\$ 692
International Operated Markets	631	635	629
International Developmental Licensed Markets & Corporate	1,573	1,521	1,541
Total Selling, general & administrative expenses	\$ 2,858	\$ 2,817	\$ 2,863
U.S.	\$ 170	\$ 195	\$ 110
International Operated Markets	55	39	1,390
International Developmental Licensed Markets & Corporate	254	97	(282)
Total Other segment items*	\$ 480	\$ 331	\$ 1,218
U.S.	\$ 5,733	\$ 5,694	\$ 5,136
International Operated Markets	5,946	5,831	3,926
International Developmental Licensed Markets & Corporate	33	121	309
Total Operating income	\$ 11,712	\$ 11,647	\$ 9,371
U.S.	\$ 22,547	\$ 22,477	\$ 21,793
International Operated Markets	23,491	23,947	21,979
International Developmental Licensed Markets & Corporate	9,143	9,723	6,663
Total Assets	\$ 55,182	\$ 56,147	\$ 50,436
U.S.	\$ 1,055	\$ 963	\$ 860
International Operated Markets	1,661	1,340	1,015
International Developmental Licensed Markets & Corporate	58	54	24
Total Capital expenditures	\$ 2,775	\$ 2,357	\$ 1,899
U.S.	\$ 980	\$ 969	\$ 912
International Operated Markets	730	679	641
International Developmental Licensed Markets & Corporate	387	330	318
Total Depreciation & amortization**	\$ 2,097	\$ 1,978	\$ 1,871

*Other segment items is the difference between revenues less the significant expenses disclosed and operating income. This includes other restaurant expenses and other operating expenses detailed in the Other operating (income) expense, net footnote on page 56 of this Form 10-K.

**Total depreciation & amortization is included within the respective expense lines disclosed above, such as Company-operated restaurant expenses, Franchised restaurants-occupancy expenses, and Selling, general & administrative expenses.

Total long-lived assets, primarily property and equipment and the Company's Lease right-of-use asset, were (in billions)—Consolidated: 2024—\$39.6; 2023—\$39.5; U.S. based: 2024—\$20.2; 2023—\$19.9.

Property and Equipment

Net property and equipment consisted of:

<i>In millions</i>	<i>December 31, 2024</i>		<i>2023</i>
Land	\$	7,253	\$ 7,081
Buildings and improvements on owned land		20,487	20,059
Buildings and improvements on leased land		13,417	13,322
Equipment, signs and seating		2,586	2,693
Other		434	414
Property and equipment, at cost		44,177	43,570
Accumulated depreciation and amortization		(18,882)	(18,662)
Net property and equipment	\$	25,295	\$ 24,908

Depreciation and amortization expense for property and equipment was \$1.5 billion for the years ended December 31, 2024, 2023 and 2022. The increase in Net property and equipment was primarily driven by higher capital expenditures as a result of the Company's Restaurant Development growth pillar under its *Accelerating the Arches* strategy.

Franchise Arrangements

Conventional franchise arrangements generally include a lease and a license and provide for payment of initial fees, as well as continuing rent and royalties to the Company based upon a percent of sales with minimum rent payments. Minimum rent payments are based on the Company's underlying investment in owned sites and parallel the Company's underlying leases and escalations on properties that are leased. Under the franchise arrangement, franchisees are granted the right to operate a restaurant using the McDonald's System and, in most cases, the use of a restaurant facility, generally for a period of 20 years. At the end of the 20-year franchise arrangement, the Company maintains control of the underlying real estate and building and can either enter into a new 20-year franchise arrangement with the existing franchisee or a different franchisee, or close the restaurant. Franchisees generally pay related occupancy costs including property taxes, insurance and site maintenance.

Developmental licensees and affiliates operating under license agreements pay a royalty to the Company based upon a percent of sales, and generally pay initial fees.

McDonald's has elected to allocate consideration in the franchise contract among lease and non-lease components in the same manner that it has historically: rental income (lease), royalty income (non-lease) and initial fee income (non-lease). This disaggregation and presentation of revenue is based on the nature, amount, timing and certainty of the revenue and cash flows. The allocation has been determined based on a mix of both observable and estimated standalone selling prices (the price at which an entity would sell a promised good or service separately to a customer).

Revenues from franchised restaurants consisted of:

<i>In millions</i>	<i>2024</i>		<i>2023</i>	<i>2022</i>
Rents	\$	10,017	\$ 9,840	\$ 9,046
Royalties		5,606	5,531	5,006
Initial fees		92	66	54
Revenues from franchised restaurants	\$	15,715	\$ 15,437	\$ 14,106

Future gross minimum rent payments due to the Company under existing conventional franchise arrangements are:

<i>In millions</i>	<i>Owned sites</i>	<i>Leased sites</i>	<i>Total</i>
2025	\$ 1,455	\$ 1,425	\$ 2,880
2026	1,401	1,361	2,762
2027	1,353	1,301	2,654
2028	1,298	1,236	2,534
2029	1,227	1,166	2,393
Thereafter	8,462	7,913	16,375
Total minimum payments	\$ 15,196	\$ 14,402	\$ 29,598

At December 31, 2024, net property and equipment under franchise arrangements totaled \$20.6 billion (including land of \$6.4 billion) after deducting accumulated depreciation and amortization of \$14.9 billion.

Leasing Arrangements

The Company is the lessee in a significant real estate portfolio, primarily through ground leases (the Company leases the land and generally owns the building) and through improved leases (the Company leases the land and buildings). The Company determines whether an arrangement is a lease at inception. Lease terms for most restaurants, where market conditions allow, are generally for 20 years and, in many cases, provide for rent escalations and renewal options. Renewal options are typically solely at the Company's discretion. Escalation terms vary by market with examples including fixed-rent escalations, escalations based on an inflation index and fair-value market adjustments. The timing of these escalations generally range from annually to every five years.

The following table provides detail of rent expense:

<i>In millions</i>	2024	2023	2022
Restaurants	\$ 1,531	\$ 1,491	\$ 1,416
Other	51	51	60
Total rent expense	\$ 1,582	\$ 1,542	\$ 1,476

Rent expense included variable lease payments in excess of minimum rents (in millions) as follows—Company-owned and operated restaurants: 2024—\$55; 2023—\$56; 2022—\$40. Franchised restaurants: 2024—\$271; 2023—\$261; 2022—\$209. These variable lease payments are primarily based on a percent of sales.

The Lease right-of-use asset and Lease liability reflect the present value of the Company's estimated future minimum lease payments over the lease term, which includes options that are reasonably certain of being exercised, discounted using a collateralized incremental borrowing rate. Typically, renewal options are considered reasonably certain of being exercised if the associated asset lives of the building or leasehold improvements exceed that of the initial lease term, and the sales performance of the restaurant remains strong. Therefore, the Lease right-of-use asset and Lease liability include an assumption on renewal options that have not yet been exercised by the Company, and are not currently a future obligation.

The following table details amounts related to operating and finance leases recorded within the Company's Consolidated Balance Sheet.

December 31, 2024

<i>In millions</i>	<i>Operating</i>	<i>Finance</i>	<i>Total</i>
Lease right-of use asset, net	\$ 11,319	\$ 2,020	\$ 13,339
Current lease liability	625	11	636
Long-term lease liability	11,118	1,770	12,888

December 31, 2023

<i>In millions</i>	<i>Operating</i>	<i>Finance</i>	<i>Total</i>
Lease right-of use asset, net	\$ 11,724	\$ 1,790	\$ 13,514
Current lease liability	643	45	688
Long-term lease liability	11,528	1,530	13,058

As the rate implicit in each lease is not readily determinable, the Company uses an incremental borrowing rate to calculate the lease liability that represents an estimate of the interest rate the Company would incur to borrow on a collateralized basis over the term of a lease within a particular currency environment.

The following table summarizes the weighted average remaining lease term and discount rate used for leases as of December 31, 2024 and 2023:

	2024	2023
Weighted-average remaining lease term - operating leases	17 years	17 years
Weighted-average remaining lease term - finance leases	28 years	28 years
Weighted-average discount rate - operating leases	4.1 %	4.0 %
Weighted-average discount rate - finance leases	4.0 %	3.6 %

The Company makes cash payments related to its operating and finance lease liabilities, of which the majority are recorded within operating activities on the Consolidated Statement of Cash Flows. For each of the three years reflected within its cash flow statement, the Company made total payments of approximately \$1.5 billion. Of these total payments, approximately 3% related to the Company's repayment of the principal portion of finance lease liabilities, and were recorded within financing activities on the Consolidated Statement of Cash Flows. Lease right-of-use assets obtained in exchange for operating and finance lease liabilities totaled approximately \$626 million and \$297 million, respectively, during the year ended December 31, 2024.

As of December 31, 2024, maturities of lease liabilities for the Company's lease portfolio were as follows:

<i>In millions</i>	<i>Operating</i>		<i>Finance</i>		<i>Total*</i>
2025	\$	1,087	\$	91	\$ 1,178
2026		1,042		93	1,135
2027		1,013		94	1,107
2028		972		95	1,067
2029		939		96	1,035
Thereafter		10,897		2,543	13,440
Total lease payments	\$	15,950	\$	3,012	\$ 18,962
Less: imputed interest		4,206		1,232	5,438
Present value of lease liability	\$	11,744	\$	1,780	\$ 13,524

* Total lease payments include option periods that are reasonably certain of being exercised.

The decrease in the present value of the lease liability since December 31, 2023 is approximately \$222 million. The lease liability will continue to be impacted by new leases, lease modifications, lease terminations, reevaluation of lease terms, and foreign currency.

Contingencies

In the ordinary course of business, the Company is subject to proceedings, lawsuits and other claims primarily related to competitors, customers, employees, franchisees, government agencies, intellectual property, shareholders and suppliers. The Company is required to assess the likelihood of any adverse judgments or outcomes to these matters as well as potential ranges of probable losses. A determination of the amount of accrual required, if any, for these contingencies is made after careful analysis of each matter. The required accrual may change in the future due to new developments in a particular matter or changes in approach such as a change in settlement strategy in dealing with these matters. The Company does not believe that any such matter currently being reviewed will have a material adverse effect on its financial condition or results of operations.

Other Operating (Income) Expense, Net

<i>In millions</i>	2024	2023	2022
Gains on sales of restaurant businesses	\$ (94)	\$ (103)	\$ (60)
Equity in earnings of unconsolidated affiliates	(157)	(153)	(113)
Asset dispositions and other (income) expense, net	100	(7)	137
Impairment and other charges (gains), net	291	362	1,010
Total	\$ 139	\$ 99	\$ 974

▪ Gains on sales of restaurant businesses

The Company's purchases and sales of businesses with its franchisees are aimed at maintaining an optimal ownership mix in each market. Resulting gains or losses on sales of restaurant businesses are recorded in operating income because these transactions are a recurring part of the Company's business.

▪ Equity in earnings of unconsolidated affiliates

Unconsolidated affiliates and partnerships are businesses in which the Company actively participates but does not control. The Company records equity in (earnings) losses from these entities representing McDonald's share of results for markets primarily in the International Developmental Licensed Markets segment, as well as in the International Operated Markets segment. For foreign affiliated markets—primarily China and Japan—results are reported net of interest expense and income taxes.

▪ Asset dispositions and other (income) expense, net

Asset dispositions and other (income) expense, net consists of gains or losses on excess property and other asset dispositions, provisions for restaurant closings, reserves for bad debts, asset write-offs due to restaurant reinvestment, sale of properties, and other miscellaneous income and expenses.

▪ Impairment and other charges (gains), net

Impairment and other charges (gains), net includes losses that result from the write down of goodwill and long-lived assets from their carrying value to their fair value, charges associated with strategic initiatives, such as refranchising and restructuring activities, as well as realized gains/losses from the divestiture of ownership percentages of subsidiaries. In 2024 this category reflected \$221 million of pre-tax restructuring charges primarily related to *Accelerating the Organization* and net pre-tax charges of \$70 million primarily consisting of property sale gains, transaction costs and non-cash impairment charges associated with the sale of McDonald's business in South Korea and transaction costs associated with the acquisition of McDonald's business in Israel. In 2023 this category included \$290 million of pre-tax charges related to the Company's *Accelerating the Arches* growth strategy, including restructuring charges associated with *Accelerating the Organization*, and \$72 million of pre-tax charges related to the write-off of impaired software no longer in use. In 2022 this category included \$1.3 billion of pre-tax charges related to the sale of the Company's business in Russia and a pre-tax gain of \$271 million related to the Company's sale of its Dynamic Yield business.

Accelerating the Organization

In January 2023, the Company announced an evolution of its successful *Accelerating the Arches* strategy. Enhancements to the strategy included the addition of Restaurant Development to the Company's growth pillars and an internal effort to modernize ways of working, *Accelerating the Organization*, both of which are aimed at elevating the Company's performance. *Accelerating the Organization* is designed to unlock further growth as the Company focuses on becoming faster, more innovative and more efficient for its customers and people.

The Company incurred \$221 million of restructuring charges related to *Accelerating the Organization* for the year ended December 31, 2024, which brings total restructuring charges to \$471 million since the initiative commenced. These restructuring charges were recorded in the Other operating (income) expense, net line within the Consolidated Statement of Income. For the current year, restructuring charges primarily consisted of professional services costs. There were no significant non-cash impairment charges included in the amounts listed in the table below.

The following table summarizes the balance of accrued expenses related to this strategic initiative (in millions):

	Employee Termination Benefits	Costs to Terminate Contracts	Professional Services and Other Costs	Total
2023				
Accrued Balance at Beginning of Year	\$ —	\$ —	\$ —	\$ —
Restructuring Costs Incurred	96	32	122	250
Cash Payments	(52)	(21)	(99)	(172)
Other Non-Cash Items	(3)	—	(16)	(19)
Accrued Balance at December 31, 2023	\$ 41	\$ 11	\$ 7	\$ 59
2024				
Accrued Balance at Beginning of Year	\$ 41	\$ 11	\$ 7	\$ 59
Restructuring Costs Incurred	6	1	214	221
Cash Payments	(24)	(8)	(205)	(237)
Other Non-Cash Items	—	—	(1)	(1)
Accrued Balance at December 31, 2024	\$ 23	\$ 4	\$ 15	\$ 42

Of the \$221 million of restructuring charges incurred for the year ended December 31, 2024, \$218 million was recorded in the International Developmental Licensed Markets & Corporate segment, the majority of which was recorded at Corporate, \$2 million was recorded in the International Operated Markets segment and \$1 million was recorded in the U.S.

Substantially all of the accrued restructuring balance recorded at December 31, 2024, related to the Company's *Accelerating the Organization* initiative, is expected to be paid out over the next twelve months.

The Company continues to evolve its ways of working by driving efficiency and effectiveness across the organization, primarily led by its GBS organization. Transformation efforts under *Accelerating the Organization* will continue to result in various restructuring charges as the strategy progresses through its anticipated completion during 2027. The Company currently expects to incur approximately \$300 million of restructuring charges in 2025, primarily related to professional services costs.

Equity Method Investments

The Company has various investments accounted for using the equity method. Under the equity method of accounting, the Company records its proportionate share of the net income or loss of each equity method investee, with a corresponding change to the carrying value of the investment. The carrying value of the investment is also adjusted for any dividends received and the effect of foreign exchange. The Company records its proportionate share of net income or loss within the Other operating (income) expense, net line on the Consolidated Statement of Income. The carrying value of the investments are recorded within the Investments in and advances to affiliates line on the Consolidated Balance Sheet. The Company has elected to record dividends received from its equity method investments under the nature of distribution approach, which provides for the recording of such distributions within the cash provided by operations section of the Consolidated Statement of Cash Flows to the extent that such distributions are from the normal operating or financing activities of the investee.

The Company's primary equity method investments include partial ownership in Grand Foods Holding, an entity that operates and manages McDonald's business in mainland China, Hong Kong and Macau, and partial ownership in McDonald's Japan Holdings Co., Ltd, an entity that operates and manages McDonald's business in Japan. The Company has granted these entities the right to operate the McDonald's business as part of a Master Franchise Agreement. Revenue related to these agreements are accounted for in a manner consistent with the Company's other franchise arrangements.

The following table summarizes the amounts related to the Company's primary equity method investees during the periods presented.

<i>In Millions</i>	December 31, 2024			December 31, 2023		
	Percentage Ownership	Fair Value (Level 1)	Carrying Amount	Percentage Ownership	Fair Value (Level 1)	Carrying Amount
Grand Foods Holding	48 %	N/A	\$ 1,973	20 %	N/A	\$ 238
McDonald's Japan Holdings Co., Ltd	35 %	\$ 1,849	\$ 590	35 %	\$ 2,034	\$ 597

On January 30, 2024, the Company acquired an additional 28% ownership stake in Grand Foods Holding from the global investment firm Carlyle in exchange for \$1.8 billion in cash. The acquisition increased the Company's equity ownership to 48%, but did not result in control of the entity. As such, the Company remains a minority partner and will continue to account for the investment under the equity method.

As of December 31, 2024, the aggregate carrying amount of the Company's investments in these equity method investees exceeded its proportionate share of the net assets of these equity method investees by \$1.5 billion. This difference is not amortized. Management has concluded that there are no indicators of impairment related to these investments.

The following table summarizes the amounts recorded related to the Company's primary equity method investments during the year ended December 31, 2024 and December 31, 2023, respectively.

<i>In Millions</i>	Year Ended December 31,	
	2024	2023
Revenue	\$ 538	\$ 481
Equity in Earnings	113	97
Accounts Receivable	157	155
Dividends Received	157	14

Income Taxes

Income before provision for income taxes, classified by source of income, was as follows:

<i>In millions</i>	2024	2023	2022
U.S.	\$ 3,282	\$ 3,665	\$ 1,846
Outside the U.S.	7,062	6,857	5,980
Income before provision for income taxes	\$ 10,345	\$ 10,522	\$ 7,825

The provision for income taxes, classified by the timing and location of payment, was as follows:

<i>In millions</i>	2024	2023	2022
U.S. federal	\$ 1,412	\$ 1,340	\$ 517
U.S. state	269	263	246
Outside the U.S.	1,014	1,137	1,230
Current tax provision	2,695	2,740	1,994
U.S. federal	(76)	(146)	(80)
U.S. state	(20)	(30)	(46)
Outside the U.S.	(478)	(511)	(220)
Deferred tax (benefit) provision	(574)	(686)	(346)
Provision for income taxes	\$ 2,121	\$ 2,053	\$ 1,648

Net deferred tax (assets) liabilities consisted of:

<i>In millions</i>	December 31, 2024	2023
Lease right-of-use asset	\$ 3,213	\$ 3,323
Property and equipment	1,568	1,669
Intangible assets	187	264
Other	437	285
Total deferred tax liabilities	5,405	5,541
Lease liability	(3,292)	(3,384)
Intangible assets	(3,495)	(3,018)
Property and equipment	(469)	(642)
Deferred foreign tax credits	(50)	(82)
Employee benefit plans	(168)	(192)
Deferred revenue	(113)	(167)
Operating loss carryforwards	(195)	(267)
Other	(170)	(281)
Total deferred tax assets before valuation allowance	(7,951)	(8,033)
Valuation allowance	917	1,150
Net deferred tax (assets) liabilities	\$ (1,629)	\$ (1,342)
Balance sheet presentation:		
Deferred income taxes	\$ 1,914	\$ 1,681
Other assets-miscellaneous	(3,543)	(3,023)
Net deferred tax (assets) liabilities	\$ (1,629)	\$ (1,342)

At December 31, 2024, the Company had net operating loss carryforwards of \$819 million, of which \$762 million has an indefinite carryforward. The remainder will expire at various dates from 2025 to 2041.

The statutory U.S. federal income tax rate reconciles to the effective income tax rates as follows:

	2024	2023	2022
Statutory U.S. federal income tax rate	21.0 %	21.0 %	21.0 %
State income taxes, net of related federal income tax benefit	1.9	1.8	2.0
Foreign income taxed at different rates	2.4	1.9	1.1
Tax impact of intercompany transactions	(1.1)	(0.7)	0.2
Global intangible low-tax income ("GILTI")	0.5	0.5	0.4
Foreign-derived intangible income ("FDII")	(3.4)	(2.7)	(4.2)
Nonoperating expense related to France audit settlement	—	—	1.4
Other, net	(0.8)	(2.3)	(0.8)
Effective income tax rates	20.5 %	19.5 %	21.1 %

Results for 2023 reflected income tax benefits primarily related to global audit progression and deferred tax adjustments. Results for 2022 reflected \$239 million of net tax benefits related to the sale of the Company's Russia and Dynamic Yield businesses and the unfavorable impact of the non-deductible \$537 million of non-operating expense related to the settlement of a tax audit in France.

As of December 31, 2024 and 2023, the Company's gross unrecognized tax benefits totaled \$461 million and \$588 million, respectively. After considering the deferred tax accounting impact, it is expected that about \$425 million of the total as of December 31, 2024 would favorably affect the effective tax rate if resolved in the Company's favor.

The following table presents a reconciliation of the beginning and ending amounts of unrecognized tax benefits:

<i>In millions</i>	2024	2023
Balance at January 1	\$ 588	\$ 647
Decreases for positions taken in prior years	(133)	(82)
Increases for positions taken in prior years	131	28
Increases for positions related to the current year	47	41
Settlements with taxing authorities	(172)	(45)
Lapsing of statutes of limitations	—	—
Balance at December 31 ⁽¹⁾	\$ 461	\$ 588

(1) Of this amount, \$421 million and \$319 million are included in Long-term income taxes for 2024 and 2023, respectively, and \$40 million and \$269 million are included in Income taxes for 2024 and 2023, respectively, on the Consolidated Balance Sheet.

The Company is currently under audit with the U.S. Internal Revenue Service (the "IRS") for tax years 2011 through 2012 and 2016 through 2021. As of December 31, 2024, the IRS examination for tax years 2011 and 2012 are awaiting final resolution with the IRS appeals team. Examination years 2016 through 2021 remain open as of the end of the period.

The Company is also under audit in multiple foreign tax jurisdictions, primarily related to transfer pricing, as well as multiple state tax jurisdictions. While the Company cannot estimate the impact to the effective tax rate, it is reasonably possible that the total amount of unrecognized tax benefits could decrease up to \$45 million within the next 12 months. This would be due to the possible resolution of the aforementioned U.S. Federal, foreign and U.S. state tax audits and the expiration of the statute of limitations in multiple tax jurisdictions. With few exceptions, the Company is no longer subject to U.S. federal, state and local, or non-U.S. income tax examinations for years before 2009.

During 2024, the Company finalized and settled certain tax examinations and remeasured other income tax reserves based on audit progression. It is reasonably possible that, as a result of audit progression in both the U.S. and foreign tax audits within the next 12 months, there may be new information that causes the Company to reassess the total amount of unrecognized tax benefits recorded. While the Company cannot estimate the impact that new information may have on the unrecognized tax benefit balance, it believes that the liabilities recorded are appropriate and adequate.

The Company accrued \$17 million and \$25 million for interest and penalties related to tax matters at December 31, 2024 and 2023, respectively. Costs recognized for interest and penalties related to tax matters in 2024 and 2023 were immaterial and \$91 million in 2022. These amounts are included in the provision for income taxes.

As of December 31, 2024, the Company has accumulated undistributed earnings generated by its foreign subsidiaries, which were predominantly taxed in the U.S. as a result of the transition tax provisions enacted under the Tax Cuts and Jobs Act of 2017. Management does not assert that these previously-taxed unremitted earnings are indefinitely reinvested in operations outside the U.S. Accordingly, the Company has provided deferred taxes for the tax effects incremental to the transition tax. The Company has not provided for deferred taxes on outside basis differences in its investments in its foreign subsidiaries that are unrelated to these accumulated undistributed earnings, as these outside basis differences are indefinitely reinvested. A determination of the unrecognized deferred taxes related to these other components of the outside basis differences is not practicable.

Employee Benefit Plans

The Company's 401(k) Plan is maintained for U.S.-based employees and includes a 401(k) feature, as well as an employer match. The 401(k) feature allows eligible participants to make pre-tax and Roth contributions that are matched each pay period (with an annual true-up) through cash contributions.

All current account balances, future contributions and related earnings can be invested in nine investment alternatives (including a target date fund series), as well as McDonald's stock in accordance with each participant's investment elections. Future participant contributions are limited to 20% investment in McDonald's stock and participants may not transfer their existing account balance into McDonald's stock if the transfer would cause the value of their interest in the fund to exceed 20% of their total 401(k) Plan account balance. Participants may choose to make separate investment choices for current account balances and future contributions.

The Company also maintains certain unfunded nonqualified supplemental benefit plans that allow participants to (i) make tax-deferred contributions and (ii) receive an annual Company-match allocation that cannot be made under the 401(k) Plan because of IRS limitations. The investment alternatives and returns are based on certain market-rate investment alternatives under the 401(k) Plan, net of expenses. Total liabilities were \$413 million and \$403 million at December 31, 2024 and 2023, respectively, and were primarily included in Other long-term liabilities on the Consolidated Balance Sheet.

The Company has entered into contracts to hedge market-driven changes in certain of the liabilities. At December 31, 2024, derivatives with a fair value of \$135 million indexed to the Company's stock and an investment totaling \$226 million indexed to certain market indices were included in Prepaid expenses and other current assets on the Consolidated Balance Sheet. Changes in liabilities for these nonqualified plans and in the fair value of the derivatives and investment are recorded primarily in Selling, general & administrative expenses. Changes in fair value of the derivatives indexed to the Company's stock are recorded in the Consolidated Statement of Income because the contracts provide the counterparty with a choice to settle in cash or shares.

Total U.S. costs for the 401(k) Plan and nonqualified benefits were immaterial to the Consolidated Statement of Income. All other post-retirement benefits and post-employment benefits, both in the U.S. and at our international subsidiaries, were also immaterial to the Consolidated Statement of Income.

Debt Financing

LINE OF CREDIT AGREEMENTS

At December 31, 2024, the Company had a line of credit agreement of \$4.0 billion, which expires in June 2028. The Company incurs fees of 0.08% per annum on the total commitment, which remained unused. Fees and interest rates on this line are primarily based on the Company's long-term credit rating assigned by Moody's and Standard & Poor's. In addition, the Company's subsidiaries had unused lines of credit that were primarily uncommitted, short-term and denominated in various currencies at local market rates of interest.

The weighted-average interest rate of short-term borrowings was 4.6% at December 31, 2024 (based on \$5 million of foreign currency bank line borrowings and \$790 million of commercial paper outstanding) and 5.4% at December 31, 2023 (based on \$120 million of foreign currency bank line borrowings and \$348 million of commercial paper outstanding). At December 31, 2024, \$795 million of short-term borrowings and \$3.0 billion of current maturities of other debt obligations, were classified as Long-term debt on the Consolidated Balance Sheet as they are supported by a long-term line of credit agreement expiring in June 2028.

DEBT OBLIGATIONS

The Company has incurred debt obligations principally through public and private offerings and bank loans. There are no provisions in the Company's debt obligations that would accelerate repayment of debt as a result of a change in credit ratings or a material adverse change in the Company's business. Certain of the Company's debt obligations contain cross-acceleration provisions, and restrictions on Company and subsidiary mortgages and the long-term debt of certain subsidiaries. Under certain agreements, the Company has the option to retire debt prior to maturity, either at par or at a premium over par. The Company has no current plans to retire a significant amount of its debt prior to maturity, but continues to look for ways to optimize its debt portfolio.

The following table summarizes the Company's debt obligations (interest rates and debt amounts reflected in the table include the effects of interest rate swaps used to hedge debt).

In millions of U.S. Dollars	Maturity dates	Interest rates ⁽¹⁾ December 31		Amounts outstanding December 31	
		2024	2023	2024	2023
Fixed		4.2 %	4.2 %	\$ 24,134	\$ 23,383
Floating		5.7	6.9	1,290	1,097
Total U.S. Dollar	2025-2053			25,424	24,480
Fixed		2.5	2.4	8,875	10,781
Floating		5.3	6.6	311	331
Total Euro	2025-2035			9,186	11,112
Fixed		3.7	3.4	371	749
Floating		—	5.5	—	204
Total Australian Dollar	2026-2029			371	953
Total British Pounds Sterling - Fixed	2032-2054	4.1	4.1	1,559	1,585
Total Canadian Dollar - Fixed	2025-2031	4.0	3.1	1,390	755
Total Japanese Yen - Fixed	2030	2.9	2.9	79	89
Fixed		1.2	0.2	605	475
Floating		0.7	4.9	2	118
Total other currencies ⁽²⁾	2025-2032			607	593
Debt obligations before fair value adjustments and deferred debt costs ⁽³⁾				38,616	39,567
Fair value adjustments ⁽⁴⁾				(40)	(62)
Deferred debt costs				(152)	(160)
Total debt obligations				\$ 38,424	\$ 39,345

(1) Weighted-average effective rate, computed on a semi-annual basis.

(2) Consists of Swiss Francs and Polish Zloty.

(3) Aggregate maturities for 2024 debt balances, before fair value adjustments and deferred debt costs, are as follows (in millions): 2025—\$0; 2026—\$2,392; 2027—\$3,036; 2028—\$7,221; 2029—\$3,394; Thereafter—\$22,573. These amounts include a reclassification of short-term obligations totaling \$3.8 billion to long-term obligations as they are supported by a long-term line of credit agreement expiring in June 2028.

(4) The carrying value of underlying items in fair value hedges, in this case debt obligations, are adjusted for fair value changes to the extent they are attributable to the risk designated as being hedged. The related hedging instruments are also recorded at fair value on the Consolidated Balance Sheet.

Share-based Compensation

The Company maintains a share-based compensation plan, which authorizes the granting of various equity-based incentives including stock options and RSUs to employees and nonemployee directors. The number of shares of common stock reserved for issuance under the plan was 29.7 million at December 31, 2024, including 19.1 million available for future grants.

Share-based compensation expense and the effect on diluted earnings per common share were as follows:

<i>In millions, except per share data</i>	2024	2023	2022
Share-based compensation expense	\$ 172	\$ 175	\$ 167
After tax	\$ 136	\$ 155	\$ 146
Earnings per common share-diluted	\$ 0.19	\$ 0.21	\$ 0.20

As of December 31, 2024, there was \$187 million of total unrecognized compensation cost related to nonvested share-based compensation that is expected to be recognized over a weighted-average period of 1.4 years.

STOCK OPTIONS

Stock options to purchase common stock are granted with an exercise price equal to the closing market price of the Company's stock on the date of grant. Substantially all of the options become exercisable in four equal installments, beginning a year from the date of the grant, and generally expire 10 years from the grant date.

The following table presents the weighted-average assumptions used in the option pricing model for the 2024, 2023 and 2022 stock option grants. The expected life of the options represents the period of time the options are expected to be outstanding and is based on historical trends. Expected stock price volatility is generally based on the historical volatility of the Company's stock for a period approximating the expected life. The expected dividend yield is based on the Company's most recent annual dividend rate. The risk-free interest rate is based on the U.S. Treasury yield curve in effect at the time of grant with a term equal to the expected life.

Weighted-average assumptions

	2024	2023	2022
Expected dividend yield	2.3 %	2.3 %	2.2 %
Expected stock price volatility	21.2 %	21.6 %	21.3 %
Risk-free interest rate	4.1 %	3.9 %	1.9 %
Expected life of options (in years)	5.8	5.8	5.7
Fair value per option granted	\$ 59.82	\$ 54.35	\$ 42.12

Intrinsic value for stock options is defined as the difference between the current market value of the Company's stock and the exercise price. During 2024, 2023 and 2022, the total intrinsic value of stock options exercised was \$269 million, \$304 million and \$242 million, respectively. Cash received from stock options exercised during 2024 was \$328 million and the tax benefit realized from stock options exercised totaled \$50 million. The Company uses treasury shares purchased under the Company's share repurchase program to satisfy share-based exercises.

A summary of the status of the Company's stock option grants as of December 31, 2024, 2023 and 2022, and changes during the years then ended, is presented in the following table:

	2024				2023		2022	
<i>Options</i>	<i>Shares in millions</i>	<i>Weighted-average exercise price</i>	<i>Weighted-average remaining contractual life in years</i>	<i>Aggregate intrinsic value in millions</i>	<i>Shares in millions</i>	<i>Weighted-average exercise price</i>	<i>Shares in millions</i>	<i>Weighted-average exercise price</i>
Outstanding at beginning of year	10.5	\$189.78			11.4	\$172.27	12.0	\$156.13
Granted	1.2	288.92			1.2	266.70	1.6	252.97
Exercised	(1.9)	151.37			(2.0)	133.76	(1.9)	128.08
Forfeited/expired	(0.3)	262.34			(0.1)	244.95	(0.3)	225.93
Outstanding at end of year	9.5	\$208.72	5.4	\$ 773	10.5	\$189.78	11.4	\$172.27
Exercisable at end of year	6.7	\$184.29	4.2	\$ 706	7.2		7.7	

RSUs

RSUs generally vest 100% on the third anniversary of the grant and are payable in either shares of the Company's common stock or cash, at the Company's discretion. The fair value of each RSU granted is equal to the market price of the Company's stock at date of grant. Separately, Company officers have been awarded RSUs that vest based on Company performance. For performance-based RSUs, the Company includes a relative TSR modifier to determine the number of shares earned at the end of the performance period. The fair value of performance-based RSUs that include the TSR modifier is determined using a Monte Carlo valuation model.

A summary of the Company's RSU activity during the years ended December 31, 2024, 2023 and 2022 is presented in the following table:

	2024		2023		2022	
	Shares in millions	Weighted-average grant date fair value	Shares in millions	Weighted-average grant date fair value	Shares in millions	Weighted-average grant date fair value
<i>RSUs</i>						
Nonvested at beginning of year	1.2	\$238.21	1.2	\$222.32	1.3	\$197.10
Granted	0.6	277.36	0.5	255.14	0.5	242.82
Vested	(0.6)	220.87	(0.4)	210.03	(0.4)	173.31
Forfeited	0.0	273.70	(0.1)	244.58	(0.2)	205.61
Nonvested at end of year	1.2	\$275.37	1.2	\$238.21	1.2	\$222.32

The total fair value of RSUs vested during 2024, 2023 and 2022 was \$173 million, \$127 million and \$110 million, respectively. The tax benefit realized from RSUs vested during 2024 was \$34 million.

Management's Assessment of Internal Control Over Financial Reporting

The financial statements were prepared by management, which is responsible for their integrity and objectivity and for establishing and maintaining adequate internal controls over financial reporting.

The Company's internal control over financial reporting is designed to provide reasonable assurance regarding the reliability of financial reporting and the preparation of financial statements for external purposes in accordance with generally accepted accounting principles. The Company's internal control over financial reporting includes those policies and procedures that:

- I. pertain to the maintenance of records that, in reasonable detail, accurately and fairly reflect the transactions and dispositions of the assets of the Company;
- II. provide reasonable assurance that transactions are recorded as necessary to permit preparation of financial statements in accordance with generally accepted accounting principles, and that receipts and expenditures of the Company are being made only in accordance with authorizations of management and directors of the Company; and
- III. provide reasonable assurance regarding prevention or timely detection of unauthorized acquisition, use or disposition of the Company's assets that could have a material effect on the financial statements.

There are inherent limitations in the effectiveness of any internal control, including the possibility of human error and the circumvention or overriding of controls. Accordingly, even effective internal controls can provide only reasonable assurances with respect to financial statement preparation. Further, because of changes in conditions, the effectiveness of internal controls may vary over time.

Management assessed the design and effectiveness of the Company's internal control over financial reporting as of December 31, 2024. In making this assessment, management used the criteria set forth by the Committee of Sponsoring Organizations of the Treadway Commission ("COSO") in Internal Control – Integrated Framework (2013 Framework).

Based on management's assessment using those criteria, as of December 31, 2024, management believes that the Company's internal control over financial reporting is effective.

Ernst & Young, LLP, independent registered public accounting firm, has audited the financial statements of the Company for the fiscal years ended December 31, 2024, 2023 and 2022 and the Company's internal control over financial reporting as of December 31, 2024. Their reports are presented on the following pages. The independent registered public accountants and internal auditors advise management of the results of their audits, and make recommendations to improve the system of internal controls. Management evaluates the audit recommendations and takes appropriate action.

McDONALD'S CORPORATION

February 25, 2025

To the Shareholders and the Board of Directors of McDonald's Corporation

Opinion on the Financial Statements

We have audited the accompanying consolidated balance sheets of McDonald's Corporation (the Company) as of December 31, 2024 and 2023, the related consolidated statements of income, comprehensive income, shareholders' equity (deficit) and cash flows for each of the three years in the period ended December 31, 2024, and the related notes (collectively referred to as the "consolidated financial statements"). In our opinion, the consolidated financial statements present fairly, in all material respects, the financial position of the Company at December 31, 2024 and 2023, and the results of its operations and its cash flows for each of the three years in the period ended December 31, 2024, in conformity with U.S. generally accepted accounting principles.

We also have audited, in accordance with the standards of the Public Company Accounting Oversight Board (United States) (PCAOB), the Company's internal control over financial reporting as of December 31, 2024, based on criteria established in Internal Control-Integrated Framework issued by the Committee of Sponsoring Organizations of the Treadway Commission (2013 framework) and our report dated February 25, 2025 expressed an unqualified opinion thereon.

Basis for Opinion

These financial statements are the responsibility of the Company's management. Our responsibility is to express an opinion on the Company's financial statements based on our audits. We are a public accounting firm registered with the PCAOB and are required to be independent with respect to the Company in accordance with the U.S. federal securities laws and the applicable rules and regulations of the Securities and Exchange Commission and the PCAOB.

We conducted our audits in accordance with the standards of the PCAOB. Those standards require that we plan and perform the audit to obtain reasonable assurance about whether the financial statements are free of material misstatement, whether due to error or fraud. Our audits included performing procedures to assess the risks of material misstatement of the financial statements, whether due to error or fraud, and performing procedures that respond to those risks. Such procedures included examining, on a test basis, evidence regarding the amounts and disclosures in the financial statements. Our audits also included evaluating the accounting principles used and significant estimates made by management, as well as evaluating the overall presentation of the financial statements. We believe that our audits provide a reasonable basis for our opinion.

Critical Audit Matter

The critical audit matter communicated below is a matter arising from the current period audit of the financial statements that was communicated or required to be communicated to the Audit & Finance Committee and that: (1) relates to accounts or disclosures that are material to the financial statements and (2) involved our especially challenging, subjective or complex judgments. The communication of the critical audit matter does not alter in any way our opinion on the consolidated financial statements, taken as a whole, and we are not, by communicating the critical audit matter below, providing a separate opinion on the critical audit matter or on the accounts or disclosure to which it relates.

Measurement of Unrecognized Tax Benefits

Description of the Matter As described in the Income Taxes footnote to the consolidated financial statements, the Company's unrecognized tax benefits, which includes transfer pricing matters, totaled \$461 million at December 31, 2024. The Company, like other multi-national companies, is regularly audited by federal, state and foreign tax authorities, and tax assessments may arise several years after tax returns have been filed. Accordingly, tax liabilities are recorded when, in management's judgment, a tax position does not meet the more likely than not threshold for recognition. For tax positions that meet the more likely than not threshold, a tax liability may still be recorded depending on management's assessment of how the tax position will ultimately be settled.

Auditing the measurement of unrecognized tax benefits related to transfer pricing used in intercompany transactions was challenging because the measurement is based on interpretations of complex tax laws and because the pricing of the intercompany transactions is based on studies that may produce a range of outcomes (e.g., the price that would be charged in an arm's-length transaction).

How We Addressed the Matter in Our Audit

We obtained an understanding, evaluated the design, and tested the operating effectiveness of controls over the Company's process to assess the technical merits and measurement of these unrecognized tax benefits. For example, we tested management's review of the unrecognized tax benefit calculations, which included evaluation of the comparable transactions used to determine the ranges of outcomes, pricing conclusions reached in management's transfer pricing studies and the assessment of other third-party information.

With the assistance of our income tax professionals, we performed audit procedures that included, among others, evaluating the technical merits of the Company's position and assessing the recognition and measurement of unrecognized tax benefits related to transfer pricing. For example, we assessed the inputs utilized and the pricing conclusions reached in the Company's transfer pricing studies and compared the methods used to industry benchmarks. In addition, we used our knowledge of historical settlement activity, income tax laws and other market information to evaluate the technical merits of the Company's positions. We also independently verified our understanding of the status of income tax examinations with the Company's external legal counsel.

/s/ Ernst & Young LLP

We have served as the Company's auditor since 1964.

Chicago, Illinois
February 25, 2025

To the Shareholders and the Board of Directors of McDonald's Corporation

Opinion on Internal Control over Financial Reporting

We have audited McDonald's Corporation's internal control over financial reporting as of December 31, 2024, based on criteria established in Internal Control—Integrated Framework issued by the Committee of Sponsoring Organizations of the Treadway Commission (2013 framework) (the COSO criteria). In our opinion, McDonald's Corporation (the Company) maintained, in all material respects, effective internal control over financial reporting as of December 31, 2024, based on the COSO criteria.

We also have audited, in accordance with the standards of the Public Company Accounting Oversight Board (United States) (PCAOB), the consolidated balance sheets of the Company as of December 31, 2024 and 2023, the related consolidated statements of income, comprehensive income, shareholders' equity (deficit) and cash flows for each of the three years in the period ended December 31, 2024, and the related notes and our report dated February 25, 2025 expressed an unqualified opinion thereon.

Basis for Opinion

The Company's management is responsible for maintaining effective internal control over financial reporting and for its assessment of the effectiveness of internal control over financial reporting included in the accompanying Management's Assessment of Internal Control Over Financial Reporting. Our responsibility is to express an opinion on the Company's internal control over financial reporting based on our audit. We are a public accounting firm registered with the PCAOB and are required to be independent with respect to the Company in accordance with the U.S. federal securities laws and the applicable rules and regulations of the Securities and Exchange Commission and the PCAOB.

We conducted our audit in accordance with the standards of the PCAOB. Those standards require that we plan and perform the audit to obtain reasonable assurance about whether effective internal control over financial reporting was maintained in all material respects.

Our audit included obtaining an understanding of internal control over financial reporting, assessing the risk that a material weakness exists, testing and evaluating the design and operating effectiveness of internal control based on the assessed risk, and performing such other procedures as we considered necessary in the circumstances. We believe that our audit provides a reasonable basis for our opinion.

Definition and Limitations of Internal Control Over Financial Reporting

A company's internal control over financial reporting is a process designed to provide reasonable assurance regarding the reliability of financial reporting and the preparation of financial statements for external purposes in accordance with generally accepted accounting principles. A company's internal control over financial reporting includes those policies and procedures that (1) pertain to the maintenance of records that, in reasonable detail, accurately and fairly reflect the transactions and dispositions of the assets of the company; (2) provide reasonable assurance that transactions are recorded as necessary to permit preparation of financial statements in accordance with generally accepted accounting principles, and that receipts and expenditures of the company are being made only in accordance with authorizations of management and directors of the company; and (3) provide reasonable assurance regarding prevention or timely detection of unauthorized acquisition, use, or disposition of the company's assets that could have a material effect on the financial statements.

Because of its inherent limitations, internal control over financial reporting may not prevent or detect misstatements. Also, projections of any evaluation of effectiveness to future periods are subject to the risk that controls may become inadequate because of changes in conditions, or that the degree of compliance with the policies or procedures may deteriorate.

/s/ Ernst & Young LLP

Chicago, Illinois
February 25, 2025

Controls and Procedures

DISCLOSURE CONTROLS

An evaluation was conducted under the supervision and with the participation of the Company's management, including the CEO and CFO, of the effectiveness of the design and operation of the Company's disclosure controls and procedures (as that term is defined in Rules 13a-15(e) and 15d-15(e) under the Securities Exchange Act of 1934, as amended (the "Exchange Act")) as of December 31, 2024. Based on that evaluation, the CEO and CFO concluded that the Company's disclosure controls and procedures were effective as of such date to provide reasonable assurances that information required to be disclosed by the Company in the reports filed or submitted under the Exchange Act is recorded, processed, summarized and reported within the time periods specified in SEC rules and forms, and is accumulated and communicated to the Company's management, including the CEO and CFO, as appropriate to allow timely decisions regarding required disclosure.

INTERNAL CONTROL OVER FINANCIAL REPORTING

The Company is in the process of a multi-year, comprehensive transformation of its technology and operating model across multiple areas of the business, in an effort to modernize our processes and create efficiencies.

This technology transformation will include the implementation of certain new systems. Operating model transformation will include centralizing or outsourcing certain more routine functions.

The Company is performing this implementation in the ordinary course of business to increase efficiency and to modernize the tools and technology used in its key financial processes. This is not in response to any identified deficiency or weakness in the Company's internal control over financial reporting. As the phased implementation of the systems continues, the Company has modified certain processes and procedures to enhance the quality of internal control over financial reporting. The Company will continue to monitor and modify, as needed, the design and operating effectiveness of key control activities to align with the updated business processes and capabilities of the new financial systems.

Except for these changes, the Company's management, including the CEO and CFO, confirm there has been no change in the Company's internal control over financial reporting during the fiscal quarter ended December 31, 2024 that has materially affected, or is reasonably likely to materially affect, the Company's internal control over financial reporting.

MANAGEMENT'S REPORT

Management's Report and the Report of Independent Registered Public Accounting Firm on Internal Control Over Financial Reporting are set forth in the consolidated financial statements.

Security Ownership of Certain Beneficial Owners and Management and Related Stockholder Matters

The following table summarizes information about the Company's equity compensation plans as of December 31, 2024. All outstanding awards relate to the Company's common stock. Shares issued under all of the following plans may be from the Company's treasury, newly issued or both.

Equity compensation plan information

Plan category	Number of securities to be issued upon exercise of outstanding options, warrants and rights	Weighted-average exercise price of outstanding options, warrants and rights	Number of securities remaining available for future issuance under equity compensation plans (excluding securities reflected in column (a))
	(a)	(b)	(c)
Equity compensation plans approved by security holders	10,684,526 (1)	\$ 215.96	19,051,924
Equity compensation plans not approved by security holders	—	—	—
Total	10,684,526	\$ 215.96	19,051,924

(1) Includes 9,524,574 stock options and 1,159,952 restricted stock units granted under the McDonald's Corporation Amended and Restated 2012 Omnibus Stock Ownership Plan.

Additional matters are incorporated herein by reference from the Company's definitive proxy statement, which will be filed no later than 120 days after December 31, 2024.

Other Information

No officer (as defined in Rule 16a-1(f) under the Exchange Act) or director adopted, modified, or terminated a contract, instruction or written plan for the purchase or sale of the Company's securities intended to satisfy the affirmative defense conditions of Rule 10b5-1(c) or a non-Rule 10b5-1 trading arrangement during the quarter ended December 31, 2024.

Exhibits and Financial Statement Schedules

a. (1) All financial statements

Consolidated financial statements are filed as part of this Form 10-K and begin on page [39](#) of this Form 10-K.

(2) Financial statement schedules

No schedules are required because either the required information is not present or is not present in amounts sufficient to require submission of the schedule, or because the required information is included in the consolidated financial statements and accompanying notes filed as part of this Form 10-K.

b. Exhibits

The exhibits below are filed as part of this Form 10-K.

McDonald's Corporation Exhibit Index

Exhibit Number	Description
(3)	Articles of incorporation; bylaws
(a)	Restated Certificate of Incorporation, effective July 29, 2024, incorporated herein by reference from Exhibit 3(a) of Form 10-Q (File No. 001-05231), for the quarter ended June 30, 2024.
(b)	By-Laws, amended and restated effective July 25, 2024, incorporated herein by reference from Exhibit 3.2 of Form 8-K (File No. 001-05231), filed July 26, 2024.
(4)	Instruments defining the rights of securities holders, including indentures**
(a)	Senior Debt Securities Indenture, dated October 19, 1996, incorporated herein by reference from Exhibit (4)(a) of Form S-3 Registration Statement (File No. 333-14141), filed October 15, 1996.
(b)	Subordinated Debt Securities Indenture, dated October 18, 1996, incorporated herein by reference from Exhibit (4)(b) of Form S-3 Registration Statement (File No. 333-14141), filed October 15, 1996.
(c)	Description of Securities, incorporated herein by reference from Exhibit 4(c) of Form 10-K (File No. 001-05231), for the year ended December 31, 2019.
(10)	Material contracts
(a)	McDonald's Corporation Directors' Deferred Compensation Plan, amended and restated effective December 31, 2021, incorporated herein by reference from Exhibit 10(a) of Form 10-K (File No. 001-05231), for the year ended December 31, 2021.*
(b)	McDonald's Corporation Board of Directors Deferred Compensation Plan, effective January 1, 2022, incorporated herein by reference from Exhibit 10(b) of Form 10-K (File No. 001-05231), for the year ended December 31, 2021.*
(c)	McDonald's Deferred Compensation Plan, effective January 1, 2017, incorporated herein by reference from Exhibit 10(b) of Form 10-K (File No. 001-05231), for the year ended December 31, 2016.*
(i)	First Amendment to the McDonald's Deferred Compensation Plan, effective May 1, 2018, incorporated herein by reference from Exhibit 10(b)(i) of Form 10-Q (File No. 001-05231), for the quarter ended September 30, 2018.*
(d)	McDonald's Amended and Restated Deferred Compensation Plan, effective May 26, 2020, incorporated herein by reference from Exhibit 10(c) of Form 10-Q (File No. 001-05231), for the quarter ended June 30, 2020.*
(i)	First Amendment to the McDonald's Amended and Restated Deferred Compensation Plan, effective December 1, 2021, incorporated herein by reference from Exhibit 10(d)(i) of Form 10-K (File No. 001-05231), for the year ended December 31, 2021.*
(ii)	Second Amendment to the McDonald's Amended and Restated Deferred Compensation Plan, effective January 1, 2025, filed herewith, for the year ended December 31, 2024.*
(e)	McDonald's Corporation Supplemental Profit Sharing and Savings Plan, effective September 1, 2001, incorporated herein by reference from Exhibit 10(c) of Form 10-K (File No. 001-05231), for the year ended December 31, 2001.*
(i)	First Amendment to the McDonald's Corporation Supplemental Profit Sharing and Savings Plan, effective January 1, 2002, incorporated herein by reference from Exhibit 10(c)(i) of Form 10-K (File No. 001-05231), for the year ended December 31, 2002.*
(ii)	Second Amendment to the McDonald's Corporation Supplemental Profit Sharing and Savings Plan, effective January 1, 2005, incorporated herein by reference from Exhibit 10(c)(ii) of Form 10-K (File No. 001-05231), for the year ended December 31, 2004.*
(iii)	Third Amendment to the McDonald's Corporation Supplemental Profit Sharing and Savings Plan, effective January 1, 2025, filed herewith, for the year ended December 31, 2024.*
(f)	McDonald's Corporation 2012 Omnibus Stock Ownership Plan, effective June 1, 2012, incorporated herein by reference from Exhibit 10(h) of Form 10-Q (File No. 001-05231), for the quarter ended September 30, 2012.*
(g)	McDonald's Corporation Amended and Restated 2012 Omnibus Stock Ownership Plan, effective May 21, 2020, incorporated herein by reference from Exhibit 10(g) of Form 10-Q (File No. 001-05231), for the quarter ended June 30, 2020.*

- (h) [Form of Executive Confidentiality, Intellectual Property and Restrictive Covenant Agreement, incorporated herein by reference from Exhibit 10\(o\) of Form 10-Q \(File No. 001-05231\), for the quarter ended March 31, 2017.*](#)
- (i) [Form of 2018 Executive Stock Option Award Agreement in connection with the 2012 Omnibus Stock Ownership Plan, incorporated herein by reference from Exhibit 10\(q\) of Form 10-Q \(File No. 001-05231\), for the quarter ended March 31, 2018.*](#)
- (j) [McDonald's Corporation Target Incentive Plan, amended and restated effective February 13, 2019, incorporated herein by reference from Exhibit 10\(p\) of Form 10-Q \(File No. 001-05231\), for the quarter ended March 31, 2019.*](#)
- (k) [McDonald's Corporation Officer Severance Plan, amended and restated effective November 1, 2022, incorporated herein by reference from Exhibit 10\(l\) of Form 10-K \(File No. 001-05231\), for the year ended December 31, 2022.*](#)
- (l) [Form of 2019 Executive Stock Option Award Agreement in connection with the 2012 Omnibus Stock Ownership Plan, incorporated herein by reference from Exhibit 10\(r\) of Form 10-Q \(File No. 001-05231\), for the quarter ended March 31, 2019.*](#)
- (m) [Separation Agreement and General Release between Stephen Easterbrook and the Company, dated October 31, 2019, incorporated herein by reference from Exhibit 10.1 of Form 8-K, filed November 4, 2019.*](#)
- (n) [Form of 2023 Executive Performance-Based Restricted Stock Unit Award Agreement in connection with the Amended and Restated 2012 Omnibus Stock Ownership Plan, incorporated herein by reference from Exhibit 10\(q\) of Form 10Q \(File No. 001-05231\), for the quarter ended March 31, 2023.*](#)
- (o) [Form of 2023 Executive Stock Option Award Agreement in connection with the Amended and Restated 2012 Omnibus Stock Ownership Plan, incorporated herein by reference from Exhibit 10\(r\) of Form 10-Q \(File No. 001-05231\), for the quarter ended March 31, 2023.*](#)
- (19) [Inside Information and Securities Trading Policy.](#)
- (21) [Subsidiaries of the Registrant.](#)
- (23) [Consent of Independent Registered Public Accounting Firm.](#)
- (24) [Power of Attorney.](#)
- (31.1) [Rule 13a-14\(a\) Certification of Chief Executive Officer.](#)
- (31.2) [Rule 13a-14\(a\) Certification of Chief Financial Officer.](#)
- (32.1) [Certification pursuant to 18 U.S.C. Section 1350 by the Chief Executive Officer, as adopted pursuant to Section 906 of the Sarbanes-Oxley Act of 2002.](#)
- (32.2) [Certification pursuant to 18 U.S.C. Section 1350 by the Chief Financial Officer, as adopted pursuant to Section 906 of the Sarbanes-Oxley Act of 2002.](#)
- (97) [McDonald's Corporation Policy on Recoupment of Incentive Compensation, incorporated herein by reference from Exhibit 97 of Form 10-K \(File No. 001-05231\), for the year ended December 31, 2023.](#)
- (99.1) [Computation of Ratios.](#)
- (101.INS) XBRL Instance Document - the instance document does not appear in the Interactive Data File because its XBRL tags are embedded within the Inline XBRL document.
- (101.SCH) Inline XBRL Taxonomy Extension Schema Document.
- (101.CAL) Inline XBRL Taxonomy Extension Calculation Linkbase Document.
- (101.DEF) Inline XBRL Taxonomy Extension Definition Linkbase Document.
- (101.LAB) Inline XBRL Taxonomy Extension Label Linkbase Document.
- (101.PRE) Inline XBRL Taxonomy Extension Presentation Linkbase Document.
- (104) Cover Page Interactive Data File - the cover page XBRL tags are embedded within the Inline XBRL document.

* Denotes compensatory plan.

** Certain instruments defining the rights of holders of long-term debt of the Company are omitted pursuant to Item 601(b)(4)(iii) of Regulation S-K. An agreement to furnish a copy of any such instruments upon request has been filed with the Securities and Exchange Commission.

		Page reference
Part I		
Item 1	Business	Page 3
Item 1A	Risk Factors	Page 28
Item 1B	Unresolved Staff Comments	Not applicable
Item 1C	Cybersecurity	Page 35
Item 2	Properties	Page 37
Item 3	Legal Proceedings	Page 37
Item 4	Mine Safety Disclosures	Not applicable
Part II		
Item 5	Market for Registrant's Common Equity, Related Stockholder Matters and Issuer Purchases of Equity Securities	Page 27
Item 6	[Reserved]	Not applicable
Item 7	Management's Discussion and Analysis of Financial Condition and Results of Operations	Page 7
Item 7A	Quantitative and Qualitative Disclosures About Market Risk	Page 23
Item 8	Financial Statements and Supplementary Data	Page 39
Item 9	Changes in and Disagreements with Accountants on Accounting and Financial Disclosure	Not applicable
Item 9A	Controls and Procedures	Page 69
Item 9B	Other Information	Page 69
Item 9C	Disclosure Regarding Foreign Jurisdictions that Prevent Inspections	Not applicable
Part III		
Item 10	Directors, Executive Officers and Corporate Governance	Page 38 , (a)
Item 11	Executive Compensation	(a)
Item 12	Security Ownership of Certain Beneficial Owners and Management and Related Stockholder Matters	Page 69 , (a)
Item 13	Certain Relationships and Related Transactions, and Director Independence	(a)
Item 14	Principal Accountant Fees and Services	(a)
Part IV		
Item 15	Exhibits and Financial Statement Schedules	Page 70
Item 16	Form 10-K Summary	Not applicable
Signatures		Page 73

(a) - The information required by this item is incorporated herein by reference from the Company's definitive proxy statement, which will be filed no later than 120 days after December 31, 2024.

Signatures

Pursuant to the requirements of Section 13 or 15(d) of the Securities Exchange Act of 1934, the registrant has duly caused this report to be signed on its behalf by the undersigned, thereunto duly authorized.

McDonald's Corporation
(Registrant)

By _____ /s/ Ian F. Borden
Ian F. Borden
Executive Vice President and Global Chief Financial Officer
February 25, 2025

Pursuant to the requirements of the Securities Exchange Act of 1934, this report has been signed below by the following persons on behalf of the registrant and in the capacities indicated below on the 25th day of February, 2025:

By _____ /s/ Ian F. Borden
Ian F. Borden
Executive Vice President and Global Chief Financial Officer
(Principal Financial Officer)

By _____ /s/ Michael D. Hsu
Michael D. Hsu
Director

By _____ /s/ Anthony G. Capuano
Anthony G. Capuano
Director

By _____ /s/ Christopher J. Kempczinski
Christopher J. Kempczinski
Chairman of the Board of Directors, President, and
Chief Executive Officer
(Principal Executive Officer)

By _____ /s/ Kareem Daniel
Kareem Daniel
Director

By _____ /s/ John J. Mulligan
John J. Mulligan
Director

By _____ /s/ Lloyd H. Dean
Lloyd H. Dean
Director

By _____ /s/ Jennifer L. Taubert
Jennifer L. Taubert
Director

By _____ /s/ Lauren Elting
Lauren Elting
Vice President - Chief Accounting Officer and
Corporate Controller
(Principal Accounting Officer)

By _____ /s/ Paul S. Walsh
Paul S. Walsh
Director

By _____ /s/ Catherine M. Engelbert
Catherine M. Engelbert
Director

By _____ /s/ Amy E. Weaver
Amy E. Weaver
Director

By _____ /s/ Margaret H. Georgiadis
Margaret H. Georgiadis
Director

By _____ /s/ Miles D. White
Miles D. White
Director

SECOND AMENDMENT
OF THE
MCDONALD'S DEFERRED COMPENSATION PLAN
 (As Amended and Restated effective May 26, 2020)

The McDonald's Deferred Compensation Plan (the "Plan"), as amended and restated effective May 26, 2020, is hereby further amended as set forth below effective as of January 1, 2025, except as otherwise set forth below.

1. Section 2.11 is amended in its entirety to read as follows:

"2.11 Committee. Committee means the McDonald's Corporation Management Committee for Employee Benefits (or its successor), which will operate in accordance with the provisions of the Committee's charter. The Committee may amend its charter at any time and for any reason. If there are no appointed members of the Committee, the Company's Senior Vice President, Global Total Rewards (or the lead Global Total Rewards officer if there is no appoint Senior Vice President, Global Total Rewards), will act as the Committee."

2. Section 2.15 is amended in its entirety to read as follows:

"2.15 Compensation Deferral Agreement. Compensation Deferral Agreement means an agreement between a Participant and a Participating Employer that specifies: (i) the Participant's Bonus Deferral Election and/or Salary Deferral Election under the Plan, made in accordance with the provisions of Article IV, (ii) the period during which such election will remain in effect, and (iii) the Payment Schedule for the Deferral resulting from such election applicable to one or more Accounts."

3. Section 2.22 is amended in its entirety to read as follows:

"2.22 Enrollment Period. Enrollment Period means the period established by the Committee during which a Participant may make a Bonus Deferral Election and/or Salary Deferral Election, as applicable, which ends no later than the last day a Compensation Deferral Agreement may be filed with respect to such portion of the Participant's Compensation in accordance with Section 4.2. The Committee may also permit Participants to modify or rescind their Salary Deferral Elections for the upcoming calendar year during a Salary Deferral Election adjustment period occurring before the start of the upcoming calendar year."

4. Section 2.28 is amended in its entirety to read as follows:

“2.28 Performance-Based Compensation. Performance-Based Compensation means Compensation where the amount of, or entitlement to, the Compensation is contingent on the satisfaction of pre-established organizational or individual performance criteria relating to a performance period of 12 consecutive months. Organizational or individual performance criteria are considered pre-established if established in writing by not later than 90 days after the commencement of the period of service to which the criteria relate, provided that the outcome is substantially uncertain at the time the criteria are established. Performance-Based Compensation does not include any Compensation payable upon the Participant’s death or disability (as defined in Treasury Regulation Section 1.409A-1(e)) without regard to the satisfaction of the performance criteria. To defer Performance-Based Compensation, a Participant must have been eligible for a Performance- Based Compensation award as of the first day of the calendar year and remained eligible until the Participant makes a Performance-Based Compensation Deferral Election during that calendar year’s Enrollment Period even if the Participant separates from service subsequently during the same calendar year.”

5. Section 3.1(b) is amended in its entirety to read as follows:

“(b) *Bonus Deferral Elections*. An Employee is eligible to make a Bonus Deferral Election with respect to the Performance-Based Compensation earned by the Employee for that calendar year and awarded in March of the following year if:

- i. The Employee is in the Directional Compensation Band or above on the last day of the Enrollment Period ending in June and was eligible to receive employer matching contributions under the 401(k) Plan as of January 1 of the Performance Period; and
- ii. The individual’s annualized base pay determined as of a date established by the Committee each year equals or exceeds the applicable dollar amount in effect under Code Section 414(q)(1)(B)(i) as of the last day of the Enrollment Period.”

6. The first paragraph of Section 6.4 prior to subsection (a) is amended in its entirety to read as follows:

“6.4 Death. Notwithstanding anything to the contrary in this Article VI, upon the death of the Participant (regardless of whether such Participant is an Employee at the time of death), all remaining vested Account Balances will be paid to their Beneficiary in a single lump sum no later than six months following the year of the Participant’s death or three months after the death is reported and verified, whichever is later. For avoidance of doubt, a Beneficiary may not designate a beneficiary. If the Beneficiary dies after the Participant but before receiving a distribution of the vested Account Balances, the Participant’s Account Balances will be paid to the executor of the Beneficiary’s estate.”

7. Section 6.11 is amended in its entirety to read as follows:

“6.11 Domestic Relations Orders. No domestic relations order purporting to allocate all or a portion of a Participant’s Account Balances will be recognized if received after December 31, 2024.”

8. Section 9.2 is amended to read as follows:

“9.2 Actions to Amend or Terminate. The Company, by action taken by the Compensation Committee of its Board of Directors (the “Compensation Committee”) or its delegate, reserves the right to amend or terminate the Plan at any time and for any reason, provided that any such amendment may not reduce the vested Account Balances of any Participant accrued as of the date of any such amendment or termination (as if the Participant had incurred a voluntary Separation from Service on such date). No amendment is needed to revise the list of Participating Employers set on Schedule A.”

9. Section 12.7 is amended in its entirety to read as follows:

12.7 Unclaimed Plan Account Balances. If a Participant or Beneficiary fails to claim an amount due to them following a distribution, after a period determined by the Committee, a stop payment will be issued on any outstanding check and the Company will receive the returned, undistributed funds to be used for any corporate purpose. If the Participant or Beneficiary or their respective legal representatives subsequently claims the distribution, no interest or earnings will be paid on the amount distributed. If required under applicable State law, the Committee may transfer the amount to be distributed to the applicable State agency responsible for amounts held under the State’s escheat laws.”

Except to the extent amended by this document, the Plan remains in full force and effect.

Executed on December 6, 2024

By: /s/ Jon Teppo
Jon Teppo, Chair, McDonald’s Officer Committee

THIRD AMENDMENT
OF THE
McDONALD’S SUPPLEMENTAL PROFIT SHARING AND SAVINGS PLAN

The McDonald’s Supplemental Profit Sharing and Savings Plan (the “Plan”) is amended as follows effective as of January 1, 2025, except as otherwise expressly stated.

1. Section 1.3 is amended in its entirety to read as follows:

“1.3 Administration. The Plan is administered by the McDonald’s Corporation Management Committee for Employee Benefits (or its successor) (the “Committee”), which will operate in accordance with the provisions of the Committee’s charter. The Committee may amend its charter at any time and for any reason. If there are no appointed members of the Committee, the Company’s Senior Vice President, Global Total Rewards (or the lead Global Total Rewards officer if there is no appointed Senior Vice President, Global Total Rewards), will act as the Committee.”

2. Section 6.1(d)(ii), permitting fixed dollar installment payments, is amended to add the following sentence:

“Notwithstanding the foregoing, a Participant who has not already elected a fixed dollar installment payment as of December 31, 2024, may not elect a fixed dollar installment payment as a distribution option.”

3. Section 6.5(b), permitting a beneficiary to designate a beneficiary, is removed in its entirety.

4. Section 7.5 is amended in its entirety to read as follows:

“7.5 Unclaimed Plan Account Balances. If a Participant or beneficiary fails to claim an amount due to them following a distribution, after a period determined by the Committee, a stop payment will be issued on any outstanding check and the Company will receive the returned, undistributed funds to be used for any corporate purpose. If the Participant or beneficiary or their respective legal representatives subsequently claims the distribution, no interest or earnings will be paid on the amount distributed. If required under applicable State law, the Committee will transfer the amount to be distributed to the applicable State agency responsible for amounts held under the State’s escheat laws.”

5. Section 7.7 is amended in its entirety to read as follows:

“7.7 Action by the Company. Except as otherwise expressly provided, actions of the Company with respect to the Plan may be taken by the Compensation Committee or by the Committee if the Committee has been authorized to take such action in accordance with a delegation of authority from the Compensation Committee.”

6. Section 9.1 amended in its entirety to read as follows:

“9.1 Amendment and Termination. The Company reserves the right to amend or terminate the Plan at any time and for any reason, provided that any such amendment or termination may not reduce the vested Account Balances of any Participant accrued as of the date of any such amendment or termination.”

7. Section 10.1, regarding action of the Committee, is amended in its entirety to read:

“[Reserved]”

Except to the extent amended by this document, the Plan remains in full force and effect.

Executed on December 6, 2024

By: /s/ Jon Teppo
Jon Teppo, Chair, McDonald's Officer Committee

McDonald's Corporation

Inside Information and Securities Trading Policy

Purpose

The Company has adopted this Inside Information and Securities Trading Policy (the "Policy") to provide guidance regarding transactions in the securities of McDonald's Corporation (referred to in this Policy as the "Company" or "McDonald's") and to promote compliance with securities laws that prohibit persons who are in possession of material, non-public information about a company from trading in securities of that company or providing such information to other persons who may trade on the basis of that information.

Statement of Policy

Securities laws and McDonald's Standards of Business Conduct prohibit trading in Company securities while in possession of material, non-public information. Accordingly, it is the Company's policy that members of the Board of Directors ("Directors"), officers, employees, and contractors of the Company (including any majority-owned subsidiaries) (the "Covered Persons") may not trade in McDonald's securities when in possession of material, non-public information. This Policy also applies to the immediate family members of or those who live in the same household as such Covered Persons; entities (including trusts) over which such Covered Persons have investment control; and anyone else whose transactions are directed by such Covered Persons or are subject to their influence or control.

Similarly, Covered Persons may not inform others about material, non-public information and may not make securities buying or selling recommendations to others based on such information. In addition, Covered Persons who, in the course of their roles with the Company, learn of material, non-public information about another company may not trade in that other company's securities until the information becomes public or is no longer material.

Except as set forth explicitly below, this Policy applies to all transactions in the Company's securities, including transactions in common stock, stock options, restricted stock units, Company-based stock funds in 401(k) Plan and Deferred Compensation Plan accounts and any other type of Company securities that may be traded.

Definition of Material Non-Public Information

Material Information. Information is considered "material" if there is a substantial likelihood that a reasonable investor would consider that information important in making an investment decision. In general, any information that could be expected to affect a company's stock price, whether it is positive or negative, should be considered material. There is no bright-line standard for what is material information; rather this is based on an assessment of all facts and circumstances.

Some examples of information that may be considered material include, but are not limited to:

- Actual or projected earnings or losses, their significant drivers or significant upward or downward revisions to earnings forecasts;
- Significant trends impacting the Company's business;
- Restructuring or other significant charges;

- Changes in executive-level management;
- Purchases, sales and revaluations of Company assets, including in connection with significant developmental licensee transactions;
- Stock splits or significant changes in the Company's approach to dividends;
- Significant bank borrowings or financings out of the ordinary course;
- Illegal activity, significant investigations or imminent government actions involving the Company or members of management;
- Significant cybersecurity incidents and breaches; or
- An imminent significant acquisition, tender offer, merger, spin-off or joint venture.

If you are unsure whether you have material, non-public information, you should contact your manager or the Company's Corporate, Securities & Governance Legal ("CSG Legal") team before trading.

When Information is Considered Public. Information that has not been disclosed to the public is generally considered to be non-public information. Information becomes public when a company files or furnishes disclosure with the U.S. Securities and Exchange Commission ("SEC"), issues a press release, or otherwise provides the information to the public in a widely disseminated manner, such as by publication in a widely available newspaper or news website.

Once disclosed, it is still necessary to provide the investing public with sufficient time to absorb the information. For example, generally, if the Company were to disclose material, non-public information on a Monday morning, you should not trade in Company securities until the market opens on Tuesday. Depending on the circumstances, the Company may determine that a longer or shorter period should apply to the release of specific material, non-public information.

Transactions Subject to the Policy

This Policy applies to market transactions in the Company's securities. For specific application with respect to certain types of securities or transactions, see below.

Stock Option Exercises. This Policy applies to any sale of stock as part of a broker-assisted cashless exercise of a stock option, or any other market sale for the purpose of generating the cash needed to pay the exercise price of a stock option. This Policy does not apply to the exercise and hold (without sale of the shares underlying the options), or to tax withholding.

Restricted Stock Unit Awards. The Policy applies to any market sale of Company stock underlying the restricted stock units that have vested. This Policy does not apply to the vesting of restricted stock units, or to tax withholding.

Retirement Plans. This Policy applies to certain investment elections you may make under the Company's 401(k) Plan or Deferred Compensation Plan (or any predecessor plans), including: (a) an election to increase or decrease the percentage of your periodic contributions that will be allocated to a Company stock fund; (b) an election to transfer existing funds in your plan accounts into or out of a Company stock fund; (c) an election to borrow money against your 401(k) Plan account if the loan will result in a liquidation of some or all of your Company stock fund balance; and (d) an election to pre-pay a 401(k) Plan loan if the pre-payment will allocate loan proceeds to a Company stock fund. This Policy does not apply to purchases of a Company

stock fund in the plans resulting from your periodic contribution of money to your plan accounts pursuant to your payroll deduction elections.

Gifts. This Policy applies to any gift or donation of Company stock.

Board of Directors' Deferred Compensation Plan. This Policy does not apply to any phantom stock transactions in the Board of Directors' Deferred Compensation Plan.

Other Transactions. This Policy does not apply to the following types of transactions:

- automatic reinvestment of dividends; or
- transactions in mutual funds that are invested in Company securities.

Hedging and Pledging

Directors and officers must also comply with the Company's Policy with respect to Hedging and Pledging of McDonald's Stock. That policy provides that all Directors and officers are prohibited at all times from (i) "selling short" or from trading, writing or purchasing "put" or "call" options or other derivatives on the Company's common stock, whether or not such options are traded on an exchange, or otherwise using financial instruments to hedge the economic risk of owning Company' stock, and (ii) holding stock in margin accounts or otherwise pledging stock, including as collateral to secure loans.

Trading Windows

Quarterly Trading Windows. The following guidelines apply to the purchase or sale of Company securities by Directors, officers and others who are designated as "insiders".

Insiders may only buy or sell Company securities, or sell Company stock from stock option exercises, when the trading window is open. Insiders may only make investment elections, balance transfers, in-service withdrawals, loans, and age-based diversifications involving the McDonald's stock funds in any retirement plan during an open trading window. Routine acquisitions in the McDonald's stock funds under these plans resulting from Company or participant contributions and the vesting of restricted stock units under the Company's equity plans may occur at any time.

The trading window generally opens on the next business day following the public release of the Company's quarterly earnings results, as may be announced from time-to-time, and generally remains open until the last calendar day of the second month of such calendar quarter. (If such date is not a trading day, the trading window will close on the last trading day of that month.) The Company may decide in its discretion to delay the opening of any trading window, close the trading window early or extend the trading window beyond its expected close date. Insiders will be appropriately notified of the trading window opening and closing. Even if the trading window is open, insiders may not trade in Company stock if in possession of material, non-public information until such information becomes public.

The Company maintains a list of insiders and notifies individuals if they are designated as an insider, as well as when they are no longer considered to be an insider.

Event-Specific Blackouts. From time to time, an event may occur that is material to the Company and is known by a limited number of persons. So long as the event remains material and non-public, those persons may not trade Company securities. In that situation, the Company may in its discretion decide to close the trading window for specific persons (but not

all insiders). Those persons will be notified that they should not trade in the Company's securities and may be informed with or without notice of the reason for the blackout. The existence of an event-specific blackout will not be generally announced to all insiders and should not be communicated to others beyond those impacted by the blackout.

Trading Plans

The U.S. securities laws provide for an affirmative defense from insider trading liability if specified actions are taken. To be covered by this affirmative defense, an individual must commit to the parameters of a future transaction(s), while not in possession of material, non-public information (a "Trading Plan"). The Senior Leadership Team, Disclosure Committee Members (both as designated by management from time to time) and members of the Board of Directors are permitted to use Trading Plans for transactions in Company securities. In addition, the Company's Chief Legal Officer may authorize the use of Trading Plans by others on a case-by-case basis. The Company has established *Guidelines for Rule 10b5-1 Trading Plans* that govern the adoption, amendment and/or termination of a Trading Plan.

Once a Trading Plan is adopted, the respective transaction may be executed without further pre-clearance and without regard to whether the Company's trading window is open.

Pre-Clearance

The Company has a pre-clearance requirement for Directors and officers subject to Section 16 of the Securities Exchange Act of 1934 ("Section 16 Officers"). Prior to buying or selling McDonald's stock, gifting stock, exercising stock options, making elections regarding Company stock funds, entering, amending, or terminating a Trading Plan, Directors and Section 16 Officers must pre-clear their transactions by:

- Completing the Company's pre-clearance form and submitting it to the CSG Legal team (as indicated on the pre-clearance form);
- Notifying the Chief Executive Officer ("CEO") and the Chief Legal Officer of their desire to trade or enter into a Trading Plan at least two (2) business days prior to the transaction;
 - CEO must notify the Lead Independent Director and the Chief Legal Officer of his/her desire to trade at least two (2) business days prior to the transaction; however, if the trade is pursuant to a Trading Plan, the CEO is only required to notify the Chief Legal Officer;
- Certifying they are not in possession of any material, non-public information about the Company; and
- Providing the fully approved pre-clearance form to the transacting broker (handled by the CSG Legal team).

Once pre-cleared by CSG Legal, the authorized transaction will be permitted within five (5) business days (subject to possible earlier closures of the trading window or the Director or Section 16 Officer becoming aware of material, non-public information). Directors and Section 16 Officers are encouraged to trade only during the first five (5) business days of the trading window to facilitate compliance with the securities laws and to avoid the appearance of any impropriety.

Post-Termination Transactions

The trading prohibitions contained in this Policy continue to apply to transactions in Company securities even after termination of service to the Company. If an individual is in possession of material, non-public information when his or her service terminates, that individual may not trade in Company securities until that information becomes public or is no longer material.

Consequences of Violations

The purchase or sale of securities while in possession of material, non-public information, or the disclosure of material, non-public information to others who then trade in the Company's securities, is prohibited by law and the Company's Standards of Business Conduct.

Insider trading violations are pursued by the SEC, U.S. Attorneys, and state enforcement authorities, as well as under the laws of foreign jurisdictions. Consequences for insider trading violations could include significant fines and penalties. In addition, an individual's failure to comply with this Policy may subject the individual to disciplinary action in accordance with the Standards of Business Conduct, up to and including termination of employment.

Questions

Any person who has a question about this Policy or its application to any proposed transactions in Company securities is encouraged to seek guidance from the Company's CSG Legal team.

February 2025

Exhibit 21. Subsidiaries of the Registrant

Name of Subsidiary [State or Country of Incorporation]

Domestic Subsidiaries

McDonald's Deutschland LLC [Delaware]
McDonald's Development Italy LLC [Delaware]
McDonald's Global Markets LLC [Delaware]
McDonald's International Property Company, Ltd. [Delaware]
McDonald's Real Estate Company [Delaware]
McDonald's Restaurant Operations Inc. [Delaware]
McDonald's USA, LLC [Delaware]
McD Asia Pacific, LLC [Delaware]

Foreign Subsidiaries

3267114 Nova Scotia Company [Canada]
Asia Pacific McD Franchising [United Kingdom]
Golden Arches Investments Limited [United Kingdom]
McD APMEA Singapore Investments Pte. Ltd. [Singapore]
MCD Europe Limited [United Kingdom]
MCD Global Franchising Limited [United Kingdom]
McDonald's Australia Limited [Australia]
McDonald's France S.A.S. [France]
McDonald's GmbH [Germany]
McDonald's Immobilien Gesellschaft mit beschränkter Haftung [Germany]
McDonald's Nederland B.V. [Netherlands]
McDonald's Polska Sp. z o.o [Poland]
McDonald's Real Estate LLP [United Kingdom]
McDonald's Restaurants Limited [United Kingdom]
McDonald's Restaurants of Canada Limited [Canada]
Restaurantes McDonald's, S.A.U. [Spain]

The names of certain subsidiaries have been omitted because they do not constitute significant subsidiaries. These include, but are not limited to: McDonald's Latin America, LLC [Delaware] and other domestic and foreign, direct and indirect subsidiaries of the registrant, including 59 wholly-owned subsidiaries of McDonald's USA, LLC, many of which operate one or more McDonald's restaurants within the United States and the District of Columbia.

[] Brackets indicate state or country of incorporation and do not form part of corporate name.

Exhibit 23. Consent of Independent Registered Public Accounting Firm

We consent to the incorporation by reference in the Registration Statements of McDonald's Corporation (listed below) and in the related prospectuses of our reports dated February 25, 2025 with respect to the consolidated financial statements and the effectiveness of internal control over financial reporting of McDonald's Corporation, included in this Annual Report (Form 10-K) for the year ended December 31, 2024.

Commission File No. for Registration Statements	
Forms S-8	Form S-3
333-230498	333-281501
333-225280	
333-71656	
333-115770	
333-149990	
333-177314	
333-193015	

/s/ Ernst & Young LLP
Chicago, Illinois
February 25, 2025

Exhibit 31.1. Rule 13a-14(a) Certification of Chief Executive Officer

I, Christopher J. Kempczinski, certify that:

- (1) I have reviewed this annual report on Form 10-K of McDonald's Corporation;
- (2) Based on my knowledge, this report does not contain any untrue statement of a material fact or omit to state a material fact necessary to make the statements made, in light of the circumstances under which such statements were made, not misleading with respect to the period covered by this report;
- (3) Based on my knowledge, the financial statements, and other financial information included in this report, fairly present in all material respects the financial condition, results of operations and cash flows of the registrant as of, and for, the periods presented in this report;
- (4) The registrant's other certifying officer(s) and I are responsible for establishing and maintaining disclosure controls and procedures (as defined in Exchange Act Rules 13a-15(e) and 15d-15(e)) and internal control over financial reporting (as defined in Exchange Act Rules 13a-15(f) and 15d-15(f)) for the registrant and have:
 - (a) Designed such disclosure controls and procedures, or caused such disclosure controls and procedures to be designed under our supervision, to ensure that material information relating to the registrant, including its consolidated subsidiaries, is made known to us by others within those entities, particularly during the period in which this report is being prepared;
 - (b) Designed such internal control over financial reporting, or caused such internal control over financial reporting to be designed under our supervision, to provide reasonable assurance regarding the reliability of financial reporting and the preparation of financial statements for external purposes in accordance with generally accepted accounting principles;
 - (c) Evaluated the effectiveness of the registrant's disclosure controls and procedures and presented in this report our conclusions about the effectiveness of the disclosure controls and procedures, as of the end of the period covered by this report based on such evaluation; and
 - (d) Disclosed in this report any change in the registrant's internal control over financial reporting that occurred during the registrant's most recent fiscal quarter (the registrant's fourth fiscal quarter in the case of an annual report) that has materially affected, or is reasonably likely to materially affect, the registrant's internal control over financial reporting; and
- (5) The registrant's other certifying officer(s) and I have disclosed, based on our most recent evaluation of internal control over financial reporting, to the registrant's auditors and the audit committee of the registrant's board of directors (or persons performing the equivalent functions):
 - (a) All significant deficiencies and material weaknesses in the design or operation of internal control over financial reporting which are reasonably likely to adversely affect the registrant's ability to record, process, summarize and report financial information; and
 - (b) Any fraud, whether or not material, that involves management or other employees who have a significant role in the registrant's internal control over financial reporting.

Date: February 25, 2025

/s/ Christopher J. Kempczinski

Christopher J. Kempczinski

Chairman, President, and Chief Executive Officer

Exhibit 31.2. Rule 13a-14(a) Certification of Chief Financial Officer

I, Ian F. Borden, certify that:

- (1) I have reviewed this annual report on Form 10-K of McDonald's Corporation;
- (2) Based on my knowledge, this report does not contain any untrue statement of a material fact or omit to state a material fact necessary to make the statements made, in light of the circumstances under which such statements were made, not misleading with respect to the period covered by this report;
- (3) Based on my knowledge, the financial statements, and other financial information included in this report, fairly present in all material respects the financial condition, results of operations and cash flows of the registrant as of, and for, the periods presented in this report;
- (4) The registrant's other certifying officer(s) and I are responsible for establishing and maintaining disclosure controls and procedures (as defined in Exchange Act Rules 13a-15(e) and 15d-15(e)) and internal control over financial reporting (as defined in Exchange Act Rules 13a-15(f) and 15d-15(f)) for the registrant and have:
 - (a) Designed such disclosure controls and procedures, or caused such disclosure controls and procedures to be designed under our supervision, to ensure that material information relating to the registrant, including its consolidated subsidiaries, is made known to us by others within those entities, particularly during the period in which this report is being prepared;
 - (b) Designed such internal control over financial reporting, or caused such internal control over financial reporting to be designed under our supervision, to provide reasonable assurance regarding the reliability of financial reporting and the preparation of financial statements for external purposes in accordance with generally accepted accounting principles;
 - (c) Evaluated the effectiveness of the registrant's disclosure controls and procedures and presented in this report our conclusions about the effectiveness of the disclosure controls and procedures, as of the end of the period covered by this report based on such evaluation; and
 - (d) Disclosed in this report any change in the registrant's internal control over financial reporting that occurred during the registrant's most recent fiscal quarter (the registrant's fourth fiscal quarter in the case of an annual report) that has materially affected, or is reasonably likely to materially affect, the registrant's internal control over financial reporting; and
- (5) The registrant's other certifying officer(s) and I have disclosed, based on our most recent evaluation of internal control over financial reporting, to the registrant's auditors and the audit committee of the registrant's board of directors (or persons performing the equivalent functions):
 - (a) All significant deficiencies and material weaknesses in the design or operation of internal control over financial reporting which are reasonably likely to adversely affect the registrant's ability to record, process, summarize and report financial information; and
 - (b) Any fraud, whether or not material, that involves management or other employees who have a significant role in the registrant's internal control over financial reporting.

Date: February 25, 2025

/s/ Ian F. Borden

Ian F. Borden
Executive Vice President and Global
Chief Financial Officer

Exhibit 32.1. Certification pursuant to 18 U.S.C. Section 1350 by the Chief Executive Officer, as
Adopted Pursuant to Section 906 of the Sarbanes-Oxley Act of 2002

Pursuant to Section 906 of the Sarbanes-Oxley Act of 2002 (subsections (a) and (b) of Section 1350, Chapter 63 of Title 18, United States Code), the undersigned officer of McDonald's Corporation (the "Company"), does hereby certify, to such officer's knowledge, that the Annual Report on Form 10-K for the year ended December 31, 2024 of the Company fully complies with the requirements of Section 13(a) or 15(d) of the Securities Exchange Act of 1934 and information contained in the Form 10-K fairly presents, in all material respects, the financial condition and results of operations of the Company.

Date: February 25, 2025

/s/ Christopher J. Kempczinski

Christopher J. Kempczinski

Chairman, President, and Chief Executive Officer

Exhibit 32.2. Certification pursuant to 18 U.S.C. Section 1350 by the Chief Financial Officer, as Adopted Pursuant to Section 906 of the Sarbanes-Oxley Act of 2002

Pursuant to Section 906 of the Sarbanes-Oxley Act of 2002 (subsections (a) and (b) of Section 1350, Chapter 63 of Title 18, United States Code), the undersigned officer of McDonald's Corporation (the "Company"), does hereby certify, to such officer's knowledge, that the Annual Report on Form 10-K for the year ended December 31, 2024 of the Company fully complies with the requirements of Section 13(a) or 15(d) of the Securities Exchange Act of 1934 and information contained in the Form 10-K fairly presents, in all material respects, the financial condition and results of operations of the Company.

Date: February 25, 2025

/s/ Ian F. Borden

Ian F. Borden

*Executive Vice President and Global
Chief Financial Officer*

Exhibit 99.1 Computation of Ratios

Fixed-Rate Debt as a Percent of Total Debt⁽¹⁾⁽²⁾

<i>Dollars in millions</i>	<i>Years ended December 31, 2024</i>	<i>2023</i>	<i>2022</i>
Total debt obligations	\$ 38,424	\$ 39,345	\$ 35,904
Fair value adjustments	40	62	91
Deferred debt costs	152	160	147
Debt obligations before fair value adjustments and deferred debt costs	\$ 38,616	\$ 39,567	\$ 36,142
Fixed-rate debt	\$ 37,013	\$ 37,816	\$ 34,604
Fixed-rate debt as a percent of total debt	96 %	96 %	96 %

(1) Based on debt obligations before the effects of fair value hedging adjustments and deferred debt costs. These effects are excluded as they have no impact on the obligation at maturity. See Debt Financing note to the consolidated financial statements.

(2) Includes the effect of interest rate swaps.

Foreign Currency-Denominated Debt as a Percent of Total Debt⁽¹⁾

<i>Dollars in millions</i>	<i>Years ended December 31, 2024</i>	<i>2023</i>	<i>2022</i>
Total debt obligations	\$ 38,424	\$ 39,345	\$ 35,904
Fair value adjustments	40	62	91
Deferred debt costs	152	160	\$ 147
Debt obligations before fair value adjustments and deferred debt costs	\$ 38,616	\$ 39,567	\$ 36,142
Foreign currency-denominated debt	\$ 13,192	\$ 15,087	\$ 13,010
Foreign currency-denominated debt as a percent of total debt	34 %	38 %	36 %

(1) Based on debt obligations before the effects of fair value hedging adjustments and deferred debt costs. These effects are excluded as they have no impact on the obligation at maturity. See Debt Financing note to the consolidated financial statements.

Total Debt as a Percent of Total Capitalization⁽¹⁾⁽²⁾

<i>Dollars in millions</i>	<i>Years ended December 31, 2024</i>	<i>2023</i>	<i>2022</i>
Total debt obligations	\$ 38,424	\$ 39,345	\$ 35,904
Fair value adjustments	40	62	91
Deferred debt costs	152	160	147
Debt obligations before fair value adjustments and deferred debt costs	\$ 38,616	\$ 39,567	\$ 36,142
Total capitalization	\$ 34,819	\$ 34,860	\$ 30,139
Total debt as a percent of total capitalization	111 %	114 %	120 %

(1) Based on debt obligations before the effects of fair value hedging adjustments and deferred debt costs. These effects are excluded as they have no impact on the obligation at maturity. See Debt Financing note to the consolidated financial statements.

(2) Total capitalization represents debt obligations before fair value adjustments and deferred debt costs, and total shareholders' equity.

Cash Provided by Operations as a Percent of Total Debt⁽¹⁾

<i>Dollars in millions</i>	<i>Years ended December 31, 2024</i>	<i>2023</i>	<i>2022</i>
Total debt obligations	\$ 38,424	\$ 39,345	\$ 35,904
Fair value adjustments	40	62	91
Deferred debt costs	152	160	147
Debt obligations before fair value adjustments and deferred debt costs	\$ 38,616	\$ 39,567	\$ 36,142
Cash provided by operations	\$ 9,447	\$ 9,612	\$ 7,387
Cash provided by operations as a percent of total debt	24 %	24 %	20 %

(1) Based on debt obligations before the effects of fair value hedging adjustments and deferred debt costs. These effects are excluded as they have no impact on the obligation at maturity. See Debt Financing note to the consolidated financial statements.

Free Cash Flow and Free Cash Flow Conversion Rate

<i>Dollars in millions</i>	<i>Years ended December 31, 2024</i>	<i>2023</i>	<i>2022</i>
Cash provided by operations	\$ 9,447	\$ 9,612	\$ 7,387
Less: Capital expenditures	2,775	2,357	1,899
Free cash flow	\$ 6,672	\$ 7,255	\$ 5,488
Divided by: Net income	8,223	8,469	6,177
Free cash flow conversion rate	81 %	86 %	89 %

After-tax Return on Invested Capital *(dollars in millions)*

<i>Numerator</i>	<i>Years ended December 31, 2024</i>	<i>2023</i>	<i>2022</i>
Operating income	\$ 11,712	\$ 11,647	\$ 9,371
Add: Nonoperating income (expense) ⁽¹⁾	139	236	199
Earnings before interest and income tax	\$ 11,851	\$ 11,883	\$ 9,570
Add: Impairment and other charges (gains), net	291	362	1,010
Add: Operating lease interest ⁽²⁾	556	505	453
Less: Income taxes ⁽³⁾	2,603	2,512	2,218
Net Operating income after tax	\$ 10,095	\$ 10,238	\$ 8,815

<i>Denominator</i>	<i>Years ended December 31, 2024</i>	<i>2023</i>	<i>2022</i>
Add: Average Stockholders' equity ⁽⁴⁾	\$ (4,658)	\$ (5,084)	\$ (6,233)
Add: Average Current and Long-term debt ⁽⁴⁾	38,476	37,365	34,834
Add: Average Current and Long-term lease liability ⁽⁴⁾	13,584	12,944	12,948
Less: Cash and equivalents	(1,085)	(4,579)	(2,584)
Average invested capital	\$ 46,317	\$ 40,645	\$ 38,965
Return on Invested Capital	22 %	25 %	23 %

(1) The nonoperating income (expense) amount presented in 2022 excludes \$537.2 million of expense related to the settlement of a tax audit in France.

(2) The Operating lease interest is calculated using the Short-term and Long-term Lease liability amount multiplied by 4.1%, 3.9% and 3.5% for the years ended December 31, 2024, 2023 and 2022, respectively. The rates represent the Company's weighted average discount rate used for leases that represents an estimate of the interest rate the Company would incur to borrow on a collateralized basis over the term of the lease within a particular currency environment.

(3) Calculated using the effective income tax rate for each year presented. The amounts are calculated using the non-GAAP tax rates of 20.5%, 19.7% and 20.1% for the years ended December 31, 2024, 2023 and 2022, respectively.

(4) The amounts for each year presented are calculated as the simple average of each of the previous four quarters.