



2025

Notice of Annual
Shareholders Meeting
and Proxy Statement

May 13, 2025





March 28, 2025

Dear fellow shareholders:

We are pleased to invite you to Semptra's 2025 Annual Shareholders Meeting. It will be held virtually on Tuesday, May 13, 2025, at 9 a.m., Pacific Time. The accompanying proxy information describes how to participate and the matters to be voted on at the meeting.

Reflecting on 2024, Semptra advanced its mission of building North America's premier energy infrastructure company by making new infrastructure investments to meet rising energy demand while advancing important safety and reliability goals. Our three growth platforms – Semptra California, Semptra Texas and Semptra Infrastructure – each delivered strong results which helped support a total shareholder return of 21% in 2024.

Looking ahead, we believe Semptra is well-positioned for a decisive decade of growth. Importantly, our ability to execute a portfolio of new investment opportunities is supported by responsible business practices, strong governance and independent oversight by our Board of Directors. As part of our commitment to regular board refreshment, we welcomed three new directors to our board in 2024 and early 2025:

- Jennifer Kirk, a director with deep finance, accounting and capital markets expertise as well as an established track record as an executive in the energy industry,
- Kevin Sagara, a director with demonstrated leadership and experience in both regulated utility and non-regulated energy infrastructure operations, including in safety, regulatory affairs, legal and governance, and
- Anya Weaving, a director with industry knowledge, financial acumen and critical skills in strategic decision-making and governance.

The addition of these three directors reflects our continued commitment to bringing new and different skillsets and perspectives into the board room.

Finally, we welcome input from each of you – our owners. Semptra's robust engagement program with shareholders and other stakeholders will continue in 2025, and we look forward to engaging directly with many of you. We understand that your input strengthens our competitive position and contributes to our shared success.

Turning to Semptra's Annual Shareholders Meeting, your vote is important. Please review the accompanying materials and vote your shares. As in past years, you can vote in advance of the meeting via the Internet, by telephone, or by completing and returning the accompanying proxy card or voting instruction form.

For more information about our business, our 2024 Annual Report to Shareholders is available online at www.semptra.com/2025-annual-meeting and www.proxyvote.com.

On behalf of your Board of Directors and management team, we are sincerely grateful to all our shareholders for having the opportunity to represent you and serve Semptra.

Sincerely,

A handwritten signature in black ink, appearing to read "Jeffrey W. Martin".

Jeffrey W. Martin
Chairman and Chief Executive Officer

A handwritten signature in black ink, appearing to read "Cynthia J. Warner".

Cynthia J. (CJ) Warner
Lead Independent Director

Table of Contents

Notice of Annual Shareholders Meeting	1
Proxy Statement Summary	2
Annual Shareholders Meeting Details	2
Shareholder Voting Matters	2
Director Nominees	3
Director Nominee Composition	4
Strong Governance Practices	4
Company Overview	5
Executive Compensation	6
Voting Information	7
Corporate Governance	8
Board of Directors	8
Board Committees	17
Communications with the Board	19
Director Compensation	20
Audit Committee Report	23
Share Ownership	24
Proposals to be Voted On	26
Board of Directors Proposals	26
Proposal 1: Election of Directors	26
Proposal 2: Ratification of Appointment of Independent Registered Public Accounting Firm	34
Proposal 3: Advisory Approval of Our Executive Compensation	36
Executive Compensation	37
Compensation Discussion and Analysis	37
Compensation and Talent Development Committee Report	67
Compensation Tables	68
About the Annual Shareholders Meeting and Voting	89
Attending the Annual Shareholders Meeting	89
How You Can Vote	90
Information About Proposals To Be Voted On	92
Proxy Materials	95
Information About 2026 Shareholder Proposals and Director Nominations	97
Other Information	98
Appendix A Reconciliation of Sempra Adjusted Earnings (a Non-GAAP Financial Measure) to Sempra GAAP Earnings	100
Appendix B Performance-Based Annual Bonus Plan—Additional Information	102
Appendix C Information Regarding Forward-Looking Statements	105



Notice of Annual Shareholders Meeting

488 8th Avenue
San Diego, California 92101
(877) 736-7727



DATE AND TIME

Tuesday, May 13, 2025
9 a.m. Pacific Time



LOCATION

Virtual-only meeting at
www.virtualshareholdermeeting.com/SRE2025



RECORD DATE

March 20, 2025

Business Items	Board Recommendations
1. Election of the 11 director nominees named in the accompanying proxy statement	FOR each of the 11 director nominees named in the accompanying proxy statement
2. Ratification of appointment of independent registered public accounting firm	FOR ratification of appointment of independent registered public accounting firm
3. Advisory approval of our executive compensation	FOR advisory approval of our executive compensation
Consideration of other matters that may properly come before the meeting and any adjournments or postponements thereof, if any	

The 2025 annual meeting of shareholders (Annual Shareholders Meeting) of Semptra will be conducted online via live audiovisual webcast at www.virtualshareholdermeeting.com/SRE2025. In line with our strategic focus on helping enable the energy transition and in support of shareholder access to the meeting, we are holding the Annual Shareholders Meeting online in a virtual-only format that reduces the transportation costs and environmental impact of the Annual Shareholders Meeting and provides all shareholders the opportunity to attend and participate in the meeting from any location. The meeting will begin promptly at 9 a.m. Pacific Time and we encourage you to access the meeting site and enter your 16-digit control number prior to the start time. Online check-in will begin at 8:30 a.m. Pacific Time, and you should allow ample time for the check-in procedures on the day of the meeting.

If you were a shareholder as of the record date for the meeting, you are eligible to participate in the Annual Shareholders Meeting, including to submit questions at and in advance of the meeting and vote your shares at the meeting prior to the closing of the polls. You can attend the meeting by logging into the meeting site using the 16-digit control number shown on your notice about the Internet availability of our proxy materials, proxy card or voting instruction form. Additional instructions on how to submit questions in advance of the meeting and attend and participate in the virtual meeting are described in the accompanying proxy statement and posted at www.proxyvote.com. If you are a beneficial owner of shares held through a bank, broker or other nominee and your voting instruction form does not indicate that you may vote your shares through www.proxyvote.com, please follow the specific instructions provided by your bank, broker or other nominee to obtain a 16-digit control number that may be used to log into the meeting site. Owners of shares in any of the Employee Savings Plans, as defined in the accompanying proxy statement, may submit questions at and in advance of the meeting but will not be able to vote these shares at the meeting.

Your vote is important. Whether or not you plan to attend the Annual Shareholders Meeting, we encourage you to read the accompanying proxy statement and vote your shares in advance of the meeting. To do so, you may vote via the Internet, by telephone or, if you received a paper copy of our proxy materials, by mail. Internet and telephone voting for holders of record will be available until 11:59 p.m. Eastern Time on May 12, 2025. For specific instructions on how to attend, participate in and vote at the Annual Shareholders Meeting, see "About the Annual Shareholders Meeting and Voting" in the accompanying proxy statement and the instructions on your notice about the Internet availability of our proxy materials, proxy card or voting instruction form. Our proxy materials, including this Notice of Annual Shareholders Meeting and the accompanying proxy statement and form of proxy card or voting instruction form, are being provided to shareholders beginning on March 28, 2025.

April R. Robinson
Corporate Secretary

Important Notice Regarding the Availability of Proxy Materials for the Annual Shareholders Meeting to be Held on May 13, 2025.

This Notice of Annual Shareholders Meeting, the Accompanying Proxy Statement, the Proxy Card and the Annual Report to Shareholders are available on the Internet at www.proxyvote.com.

Proxy Statement Summary

This proxy statement is being provided in connection with the 2025 annual meeting of shareholders of Semptra (Annual Shareholders Meeting). This summary highlights selected information to assist you in your review of this proxy statement. It does not contain all the information you should consider, and you should read the entire proxy statement carefully before voting. More information regarding the performance of Semptra is available in the company's Annual Report to Shareholders for the year ended December 31, 2024, which accompanies this proxy statement and is available on the Internet on the company's website at www.semptra.com/2025-annual-meeting and on the SEC's website at www.sec.gov. For additional information about the Annual Shareholders Meeting and voting, see "About the Annual Shareholders Meeting and Voting" below. This proxy statement and the accompanying form of proxy card or voting instruction form are first being made available to shareholders on March 28, 2025. All share and per share information in this proxy statement reflects the two-for-one split of our common stock in the form of a 100% stock dividend that was distributed to shareholders on August 21, 2023. All website references in our proxy materials are inactive textual references, and the information on, or that can be accessed through, such websites does not constitute a part of these materials. This proxy statement contains forward-looking statements within the meaning of the Private Securities Litigation Reform Act of 1995, which are subject to risks and uncertainties. See Appendix C for more information.

Annual Shareholders Meeting Details












DATE/TIME: Tuesday, May 13, 2025 — 9 a.m. Pacific Time

LOCATION: www.virtualshareholdermeeting.com/SRE2025

Shareholder Voting Matters

Business Items	Board's Recommendation	Rationale
BOARD PROPOSALS		
1. Election of the 11 director nominees named in this proxy statement	FOR each director nominee	The board believes that each of the 11 director nominees possesses a broad range of critical skills and attributes that collectively contribute to the effective oversight of Semptra's evolving strategy and the material risks and opportunities facing our business. See page 26 for more detail.
2. Ratification of appointment of independent registered public accounting firm	FOR	The board believes it is in the best interests of Semptra and its shareholders for Deloitte & Touche LLP to continue to serve as the company's independent registered public accounting firm for 2025. See page 34 for more detail.
3. Advisory approval of our executive compensation	FOR	The board believes that our compensation programs are effectively structured to prioritize pay-for-performance alignment to attract and retain a high-performing leadership team and motivate these leaders to execute Semptra's strategic priorities and drive long-term shareholder value creation. See our "Compensation Discussion and Analysis" beginning on page 37 for more detail on our compensation philosophy and program elements.

Director Nominees

Name and Occupation	Age	Director Since	Independent	Standing Board Committee Memberships ^(A)				
				AC	CTD	CGC	SST	EC
 Andrés Conesa, Ph.D. Chief Executive Officer, Grupo Aeroméxico, S.A.B. de C.V.	55	2017	✓	■	■			■
 Pablo A. Ferrero Independent energy consultant	62	2013	✓			■	■	■
 Jennifer M. Kirk Senior Vice President, Global Controller and Chief Accounting Officer, Medtronic, Inc.	50	2024	✓	■ ★			■	
 Richard J. Mark Retired Chairman and President, Ameren Illinois Company	69	2023	✓	■	■			
 Jeffrey W. Martin Chairman of the Board, Chief Executive Officer and President, Semptra	63	2018						■
 Michael N. Mears Retired Chairman, President and Chief Executive Officer, Magellan Midstream Partners L.P.	62	2018	✓		■	■		■
 Kevin C. Sagara Retired Executive Vice President, Group President, Semptra	63	2025					■	
 Jack T. Taylor Retired Chief Operating Officer – Americas and Executive Vice Chair of U.S. Operations, KPMG LLP (U.S.)	73	2013	✓	■ ★	■			■
 Cynthia J. Warner Retired President and Chief Executive Officer, Renewable Energy Group, Inc.	66	2019	✓ ◆			■	■	■
 Anya Weaving Retired Vice Chair and Managing Director, Global Natural Resources, Investment Banking, Bank of America Merrill Lynch	48	2025	✓	■ ★	■			
 James C. Yardley Retired Executive Vice President, El Paso Corp.	73	2013	✓			■	■	
Board committees with 100% independent director membership				✓	✓	✓		
■ Committee Member ■ Committee Chair ★ Audit Committee Financial Expert ◆ Lead Independent Director								

(A) Director nominee membership in the following standing board committees and other designations as of the mailing date of this proxy statement:

AC = Audit Committee

CTD = Compensation and Talent Development Committee

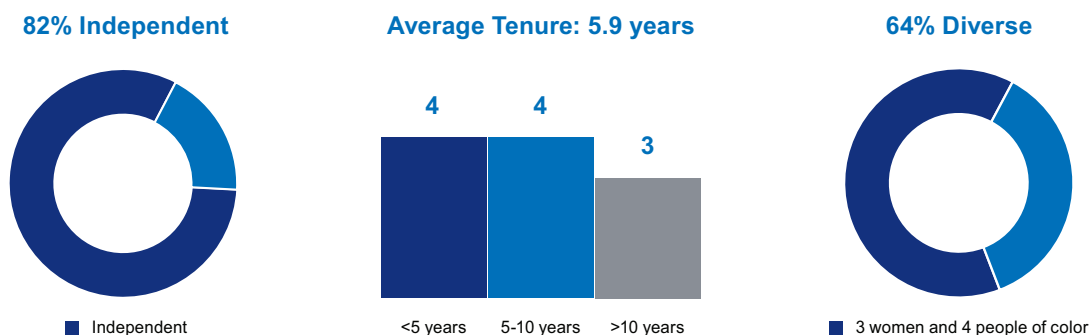
CGC = Corporate Governance Committee

SST = Safety, Sustainability and Technology Committee

EC = Executive Committee

Director Nominee Composition

Our board has made it a priority to develop and support a high-performance culture for our board, our management and the rest of our workforce.



At the board level, the board seeks directors with a variety of skills and experience, among other things. We conduct an annual assessment of each director's skills, qualifications and experience as well as an annual board evaluation, each of which is fundamental to the board's process for assembling a group of directors with a varied and appropriate mix of experience, competencies and backgrounds. The board uses the results of the assessment and evaluation to critically analyze its effectiveness and skill set, which helps position the board to oversee Semptra's current and future strategies and operations. In 2024 and 2025, this process resulted in the appointment of the following new directors:

- Jennifer M. Kirk, who was initially recommended by a third-party search firm, has more than 20 years of experience in finance, capital markets and public accounting matters, as well as an established track record as an executive in the energy industry,
- Kevin C. Sagara, who was initially recommended by non-management directors, has demonstrated leadership skills and experience in both regulated utility and non-regulated energy infrastructure operations, including in safety, regulatory affairs, legal and governance, and
- Anya Weaving, who was initially recommended by a third-party search firm, has industry knowledge, financial acumen and critical skills in strategic decision-making and governance.

See "Proposal 1: Election of Directors" for more information about the background and experience of these three new directors and each of our other director nominees.

We have a strong track record of board refreshment. We have added four of our current directors since the beginning of 2023, three of whom are independent directors under the standards established by the New York Stock Exchange (NYSE).

Strong Governance Practices

Supported by feedback from our shareholders, we believe our practices and policies described below reflect strong corporate governance practices.

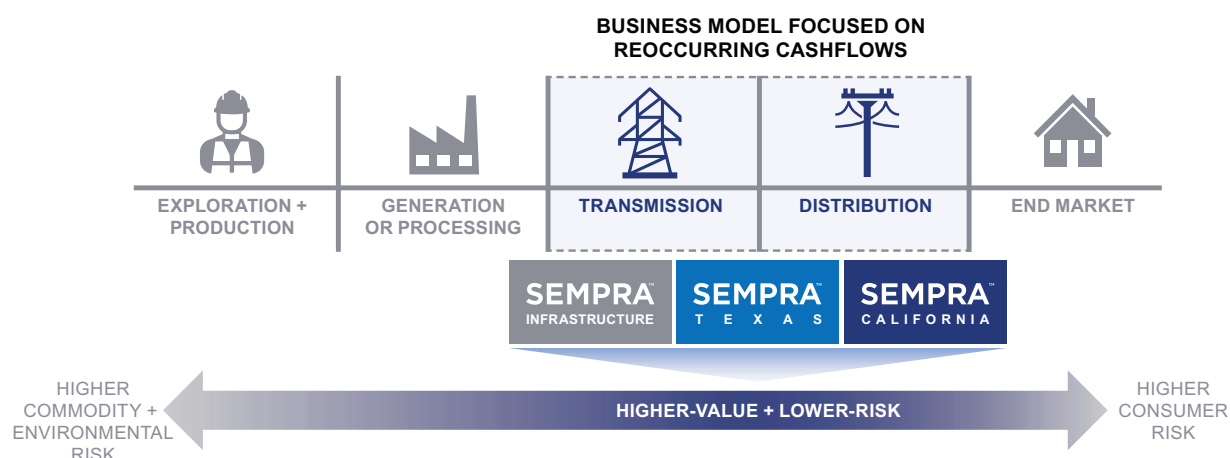
- Lead Independent Director with clearly defined and robust responsibilities
- Annual election of all directors
- Proxy access right for shareholder nominations of director candidates
- Majority-vote and resignation policy for directors in uncontested elections
- Shareholders representing in the aggregate 10% or more of our outstanding shares may call a special meeting of shareholders
- Comprehensive, ongoing succession planning for key executives by the board
- Strong history of board refreshment designed to maintain balanced and varied board composition and tenure
- Directors should not be nominated to stand for election after the earlier of attaining age 75 or completing 15 years of service
- Board-level oversight of sustainability, including enhanced focus of Safety, Sustainability and Technology Committee on sustainability and related matters
- Board-level oversight of human capital management, including initiatives related to culture and belonging
- Annual board, director and standing committee evaluations (except for Executive Committee)
- Nine of our 11 director nominees are independent directors under NYSE independence standards
- All NYSE-required board committees are composed of 100% independent directors
- Director overboarding policy in place aligned with the preferences and policies of many of our shareholders
- Executive sessions of non-management directors at all regular board meetings
- 100% aggregate attendance of incumbent directors at board and committee meetings in 2024
- Prohibition on hedging or pledging company stock
- Robust share ownership guidelines for directors and officers
- Active shareholder engagement with key members of management and our Lead Independent Director (see pages 15 and 41 for more detail)
- Code of conduct applicable to directors and principal and executive officers supplements our code of conduct applicable to all employees

Company Overview

Sempra's businesses invest in, develop and operate energy infrastructure in North America that provides regulated electric and gas services to customers in California and Texas and other energy services to customers globally. Our mission is to be North America's premier energy infrastructure company. We are primarily focused on transmission and distribution investments, among other areas, that we believe are capable of producing stable cash flows and earnings visibility, with the goals of delivering safe, reliable and increasingly clean forms of energy affordably to consumers and increasing shareholder value.

Sempra California and Sempra Texas	Sempra Infrastructure
<ul style="list-style-type: none"> We own regulated electric and natural gas utilities in California and hold significant interests in regulated electric utilities in Texas We expect our utility businesses to continue to require investments in critical transmission and distribution infrastructure and energy systems modernization and to remain focused on delivering safer, more reliable and affordable energy 	<ul style="list-style-type: none"> Our energy infrastructure business is primarily focused on investing in critical infrastructure in the U.S. and Mexico to advance energy security and help diversify energy resources, which we believe will continue to be important domestically and internationally Our revenues for these businesses generally are tied to long-term contracts with counterparties we believe are creditworthy

In addition to focusing on key markets in North America, we are making critical investments in the portion of the energy value chain where we target attractive risk-adjusted returns:



At Sempra, we strive to serve our customers in new and better ways, which we believe helps make our company more valuable for our shareholders and other stakeholders. Our vision, mission and values reflect this commitment:

Everything we do is guided by our vision, mission and values.

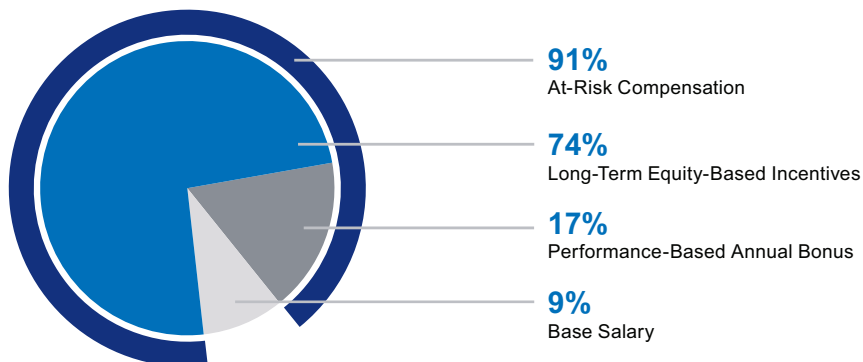
<p>Vision</p> <p>Delivering energy with purpose</p>	<p>Mission</p> <p>To be North America's premier energy infrastructure company</p>	<p>Values</p> <p>Do the right thing Champion people Shape the future</p>
--	--	---

Executive Compensation

2024 Compensation Overview

Our executive compensation program is designed to attract, motivate and retain key executive talent and promote strong, sustainable long-term performance. We place an emphasis on variable performance-based pay, with each component designed to promote value creation and alignment of our management team's compensation with our long-term strategic objectives.

Chief Executive Officer Target Total Direct Compensation



Note: The Chief Executive Officer's pay mix at target is based on 2024 annual base salary, 2024 target performance-based annual bonus and the target grant date value of 2024 long-term equity-based incentives.

Performance-Based Annual Bonus	Long Term Equity-Based Incentives ⁽¹⁾
80% ABP Earnings (as defined below) <ul style="list-style-type: none"> Provides an accurate, comprehensive, and understandable picture of annual financial performance 	Performance-Based Restricted Stock Units (weighted at two-thirds, collectively) <ul style="list-style-type: none"> One-third based on 3-year relative total shareholder return (TSR), allocated as follows: <ul style="list-style-type: none"> - 70% relative TSR vs. S&P 500 Utilities Index⁽²⁾ - 30% relative TSR vs. S&P 500 Index One-third based on the 3-year compound annual growth rate (CAGR) of Sempra's adjusted earnings per common share (EPS) relative to the 3-year adjusted EPS CAGRs of S&P 500 Utilities Index peers⁽²⁾
12% Safety Measures (as defined below) <ul style="list-style-type: none"> Promotes safe and responsible operations and the safety of customers and employees 	Stock Options (weighted at one-third) <ul style="list-style-type: none"> Focus on growth and shareholder alignment
8% Sustainability Measures (as defined below) <ul style="list-style-type: none"> Promotes sustainable operations and strong governance 	

(1) As used in this proxy statement, the term "long-term equity-based incentives" refers to the annual long-term incentive plan (LTIP) awards granted on January 2, 2024.

(2) For purposes of long-term equity-based incentives, all references to the S&P 500 Utilities Index or our S&P 500 Utilities Index peers refer to the companies constituting the S&P 500 Utilities Index, excluding water companies.

2024 Compensation Decisions and Outcomes

Base Salary. The Compensation and Talent Development Committee annually reviews base salaries for executive officers. The committee takes into account factors such as market survey data, evaluation of each named executive officer's responsibilities and contributions, retention considerations, and others, to help ensure base salaries remain competitive and appropriately account for any evolution or expansion of individuals' roles. For additional information, see "Executive Compensation—Compensation Discussion and Analysis—Compensation Components—Base Salaries."

Performance-Based Annual Bonus. Our 2024 target earnings for annual bonus plan purposes (ABP Earnings) were \$3,051 million, an increase of \$267 million, or 10%, over our 2023 target ABP Earnings of \$2,784 million. The \$244 million range between the 2024 ABP Earnings target and maximum goals continues the trend of broadening this range, which was \$223 million in 2023, \$159 million in 2022, and \$142 million in 2021. Our 2024 ABP Earnings were \$3,158 million. In determining ABP Earnings for 2024, the Compensation and Talent Development Committee made certain predefined adjustments to earnings computed in conformity with generally accepted accounting principles in the United States of America (GAAP). See "Reconciliation of GAAP Earnings to ABP Earnings" on page 54 and Appendix B to this proxy statement for additional information. Based on performance on ABP Earnings, and on the pre-defined employee and public safety measures (Safety Measures) and environmental, culture and governance measures (Sustainability Measures), 2024 annual bonuses were achieved at 143% of target. For more detail, see "Executive Compensation—Compensation Discussion and Analysis—Rigor of Incentive Targets."

Long-Term Equity-Based Incentives. Long-term equity-based incentives are the largest single component of the total 2024 target compensation package for each named executive officer. In accordance with our pay-for-performance philosophy, 100% of our Chief Executive Officer's

2024 annual LTIP award was performance-based, with one-third of the award's grant date value tied to relative TSR performance, one-third tied to EPS growth and one-third in nonqualified stock options, which the Compensation and Talent Development Committee views as performance-based because their value depends on our stock price increasing over time. The overall payout for the 2022-2024 LTIP awards based on relative TSR and EPS growth was 190% of target.

Voting Information

Eligibility: Shareholders of our common stock at the close of business on the record date, March 20, 2025, are entitled to notice of the Annual Shareholders Meeting and to vote their shares as described below on each of the proposals to be voted on at the meeting. Each share of common stock is entitled to one vote on each of the director nominees named in this proxy statement and one vote on each of the other proposals to be voted on at the meeting.

Voting by Shareholders of Record: Shareholders of record may vote in the following ways:



Using the Internet at
www.proxyvote.com or
scanning the QR code included in
your proxy materials



Calling (800) 690-6903
in the U.S. and Canada



Mailing your marked, dated
and signed proxy card



Attending the Annual
Shareholders Meeting at
www.virtualshareholdermeeting.com/SRE2025

For Internet and telephone voting in advance of the meeting, you will need to have your notice about the Internet availability of our proxy materials or proxy card available and use the company number and account number shown on the notice and card. Internet and telephone voting in advance of the meeting are available for shareholders of record until 11:59 p.m. Eastern Time on May 12, 2025.

Voting By Other Shareholders: Beneficial owners of shares should follow the voting instructions provided by their bank, broker or other nominee. If you hold shares in any of the Employee Savings Plans, as defined in Question 12 under "About the Annual Shareholders Meeting and Voting" below, your voting instructions with respect to such shares must be received by 8 a.m. Eastern Time on May 8, 2025 for the trustee of the plans to vote your shares in accordance with your instructions. See Question 12 below for additional information.

Corporate Governance

Generally, our business and affairs are managed and all corporate powers are exercised by or under the direction of our Board of Directors. Several standing and ad hoc committees assist the board in carrying out its responsibilities, and each standing committee operates under a written charter adopted by the board. Under our shared governance model, the board and its committees establish fundamental corporate policies and oversee the performance of the company as well as our Chairman and Chief Executive Officer and the other officers to whom the board has delegated authority to manage our day-to-day business operations.

The board has adopted Corporate Governance Guidelines that set forth expectations for director performance, director independence standards, board committee structure and functions, and other policies for the company's governance. It also has adopted a Code of Business Conduct and Ethics for Directors and Principal and Executive Officers, which applies to each member of the Board of Directors of Sempra, the principal executive, financial and accounting officers (or persons performing similar functions) of Sempra, San Diego Gas & Electric Company (SDG&E) and Southern California Gas Company (SoCalGas) and all other executive officers of Sempra. We also have a Code of Business Conduct that applies to all employees of Sempra and any subsidiary or other entity as to which Sempra has majority ownership and control. These codes of conduct establish important standards that underpin our business practices, including for honest and ethical conduct, safe and responsible actions, fair and accurate disclosures, and compliance with and accountability to applicable law and company policies.

Our Corporate Governance Guidelines, standing committee charters, including our Audit, Compensation and Talent Development and Corporate Governance Committee charters, Code of Business Conduct and Ethics for Directors and Principal and Executive Officers and Code of Business Conduct applicable to employees, are all posted on our website at www.sempra.com under the "Corporate governance" tab of the "Investors" tab. Paper copies may be obtained upon request by writing to the attention of our Corporate Secretary at Sempra's principal executive offices at 488 8th Avenue, San Diego, California 92101. If we either (i) amend a provision of our Code of Business Conduct and Ethics for Directors and Principal and Executive Officers and the amendment relates to any element of the code of ethics definition set forth in Item 406(b) of U.S. Securities and Exchange Commission (SEC) Regulation S-K or (ii) grant to our principal executive officer, principal financial officer or principal accounting officer or controller a waiver, including an implicit waiver, from a provision of our Code of Business Conduct and Ethics for Directors and Principal and Executive Officers and the waiver relates to one or more of the elements of the code of ethics definition set forth in Item 406(b) of SEC Regulation S-K, then we intend to describe on our website under the "Corporate governance" tab of the "Investors" tab the date and nature of any such amendment or waiver and, if applicable, the name of the person to whom the waiver was granted, or if we do not make such disclosure on our website, we will include it in a current report on Form 8-K filed with the SEC.

Board of Directors

Functions

In addition to its general oversight role, our Board of Directors performs a number of specific functions, including, among others:

- Selecting our Chief Executive Officer and overseeing his or her performance
- Planning for management succession
- Reviewing and monitoring strategic, financial and operating plans and budgets and their development and implementation by management
- Assessing and monitoring risks to the company's business and evaluating and overseeing risk management strategies
- Reviewing and approving significant corporate actions
- Fostering the company's values-driven culture and reviewing and monitoring processes designed to maintain the company's integrity, including financial statements, compliance with law and ethics, and relationships with shareholders, employees, customers, suppliers and other stakeholders
- Nominating directors, evaluating board effectiveness, appointing board committee members and overseeing effective corporate governance

Leadership Structure

The board is led by the Chairman of the Board. Currently, Jeffrey W. Martin, our Chief Executive Officer, fills the role of our Chairman of the Board, which is accompanied by the role of a Lead Independent Director with a comprehensive set of responsibilities. The Board of Directors retains the flexibility to determine, from time to time on an ongoing basis, whether the offices of Chief Executive Officer and Chairman of the Board should be combined or separated and whether an independent director should serve as Chairman of the Board.

This flexibility permits the board to organize its functions and conduct its business in a manner it deems most effective in then-prevailing circumstances and to select the individual it considers to be best-suited to serve as Chairman of the Board at any particular time. The non-management directors have historically evaluated the board's leadership structure on an annual basis and expect to continue to do so, and their board leadership decisions are made based on their determination of the leadership structure that is in the best interests of our company and our shareholders at the time. As part of the board's annual evaluation of its leadership structure, the board thoroughly reviews the performance of the acting Chairman of the Board and considers such factors as the qualifications of the Chairman, experience and performance as Chairman, the company's performance under the existing board leadership structure, the benefits of different leadership structures in facilitating board effectiveness, the composition of the board and the role of our independent directors, and feedback from our shareholders. Each year since the initial appointment of Mr. Martin to the Chairman and Chief Executive Officer roles in 2018, the non-management directors have considered

Mr. Martin's particular skills and qualifications, including his extensive leadership and industry experience as a long-tenured employee of the Semptra family of companies with an outstanding career of achievement, as well as his resulting comprehensive understanding of utility regulation and the various other primary factors that impact our businesses. In addition, the board has carefully evaluated Mr. Martin's contributions as a director, performance as Chairman of the Board and significant accumulated experience since his appointment to each of these roles. During this time, Mr. Martin has contributed to the board additional and valuable perspectives on, among other topics, strategy, business development, mergers and acquisitions, investor relations, succession planning, capital markets activities and regulated utilities.

Mr. Martin's combined service as Chairman and Chief Executive Officer has allowed him to lead the board while providing critical leadership to our businesses on strategic initiatives and challenges, thus acting as a bridge between the board and the operating organization. The board believes this structure has enhanced board oversight and effectiveness, as Mr. Martin's involvement in our day-to-day operations has afforded him in-depth and first-hand knowledge of the principal issues, opportunities and challenges facing our company, which enables him to help focus our directors' time and attention on the company's most critical matters, while concurrently implementing the board's oversight role and directly incorporating the board's goals, strategies and initiatives in his management of our businesses. We believe these benefits of combining the Chairman and Chief Executive Officer roles are particularly impactful in light of the increasing complexities of our businesses.

Another important part of the board's annual review of its leadership structure is the overall composition of the board and the strong role of the company's independent directors. During periods in which we do not have an independent Chairman of the Board, our Corporate Governance Guidelines require the independent directors to select annually an independent director to serve as the Lead Independent Director. If a Lead Independent Director is appointed, the role has broad powers and responsibilities. The position and role of the Lead Independent Director is intended to expand lines of communication between the board and members of management and it is not intended to reduce the free and open access and communications that each director has with other directors and members of management. Cynthia J. Warner, who has been a director since 2019, was appointed as the Lead Independent Director immediately following our 2022 annual shareholders meeting.

Our robust Lead Independent Director role includes the following functions and responsibilities:

- Provide leadership to the Board of Directors if circumstances arise in which the role of the Chairman of the Board may be, or may be perceived by the Lead Independent Director or by the other independent directors to be, in conflict
- Preside at all meetings of the Board of Directors at which the Chairman of the Board is not available
- Organize, convene and preside over executive sessions of the non-management directors
- Act as the principal liaison between the independent directors and the Chairman of the Board and Chief Executive Officer
- Review and approve all board and committee agendas and approve information sent to the board, providing input to management on the scope and quality of such information
- Consult with the Chairman of the Board, Chief Executive Officer and committee Chairs regarding the topics and schedules of the meetings of the board and its committees and approve such schedules to assure that there is sufficient time for discussion of all agenda items
- Call a special meeting of the Board of Directors or the independent directors at any time, at any place and for any purpose
- In consultation with the Chief Executive Officer, assist the board, the Corporate Governance Committee and management in complying with the Corporate Governance Guidelines
- Be available for consultation and direct communication with the company's major shareholders
- Collect and communicate to the Chairman of the Board and Chief Executive Officer the views and recommendations of the independent directors relating to his or her performance, other than with respect to the annual performance review
- Consult with the Corporate Governance Committee as part of the committee's review of director nominations and recommendations of director candidates
- Together with the Chair of the Corporate Governance Committee and the Chairman of the Board, has the authority to extend the board's invitation to selected candidates to join or be nominated for election to the board
- Consult with directors regarding acceptance of memberships on other boards to assure that multiple board service does not conflict or otherwise interfere with such directors' service to the company
- Together with the Compensation and Talent Development Committee and the Chairman of the Board, report annually to the board on succession planning, including policies and principles for executive officer selection
- Perform such other duties as may be assigned from time to time by the independent directors

The Board of Directors believes its independence and oversight of management and company risks are maintained effectively through its flexible leadership structure, including the robust role of the Lead Independent Director, the strong role of our independent directors generally and the board's overall composition, which currently includes nine independent directors (82% of the board) and 100% independent director composition of all NYSE-required board committees, and our other sound corporate governance policies and practices.

Based on the foregoing and other factors, the Board of Directors determined in its most recent evaluation of the board's leadership structure, and continues to believe, that combining the roles of Chief Executive Officer and Chairman of the Board continues to best serve the interests of Semptra and our shareholders.

Director Independence

The Board of Directors determines the independence of each of our directors and director nominees by applying the independence standards established by the NYSE. These standards provide that a director is independent only if the board affirmatively determines that the director has no direct or indirect material relationship with the company. Material relationships may include, depending on the circumstances, commercial, industrial, banking, consulting, legal, accounting, charitable, family and other business, professional and personal relationships. These standards also identify various other relationships that preclude a determination of director independence.

Applying these standards, the board annually reviews and determines the independence of each of the company's directors and director nominees. In its most recent review, the board considered, among other things: each non-employee director's directorships, employment or other service relationships, significant ownership, other affiliations and any of the foregoing relationships of a director's immediate family members, in each case with or of organizations with which Semptra or any of its subsidiaries or other entities as to which it has majority ownership does business; the absence of any employment relationship between Semptra or any of its subsidiaries or other entities as to which it has majority ownership and each director and his or her immediate family members; the absence of any of the other specific relationships that would preclude a determination of independence under NYSE independence standards; the absence of any affiliation of each director or his or her immediate family members with the company's independent registered public accounting firm, compensation consultants, legal counsel or investment banks; the absence of any transactions in which a director or his or her immediate family members has a direct or indirect material interest that would require disclosure in this proxy statement under SEC rules regarding related person transactions; and any discretionary contributions we may make to non-profit organizations with which a director or his or her immediate family members are associated. In assessing the materiality of director relationships, the board broadly considers all relevant facts and circumstances both from the standpoint of the director and also from that of persons or organizations with which the director has an affiliation.

Based on this review, the board has affirmatively determined that each of the following non-employee directors, each of whom is a director nominee standing for election or reelection at the Annual Shareholders Meeting, is an independent director:

Andrés Conesa	Richard J. Mark	Cynthia J. Warner
Pablo A. Ferrero	Michael N. Mears	Anya Weaving
Jennifer M. Kirk	Jack T. Taylor	James C. Yardley

Based on its review, the board also has affirmatively determined the independence of Bethany J. Mayer, who was a director until her resignation from the board in September 2024.

Mr. Martin cannot be considered an independent director due to his position as an executive officer of the company. Mr. Sagara, who is a non-employee director, cannot be considered an independent director due to his prior service as an executive officer of the company. Under NYSE independence standards, Mr. Sagara's prior service as an executive officer of Semptra will not preclude a finding of independence starting on the third anniversary of his retirement from Semptra, or December 1, 2026.

Director Share Ownership Guideline

The board has established a director share ownership guideline to further strengthen the link between director and shareholder interests. For each of our non-employee directors, the guideline calls for ownership of a number of shares of our common stock having a value of five times the director's annual base retainer of \$105,000, resulting in an ownership guideline equal to \$525,000. For these purposes, in addition to shares of our common stock owned directly, share ownership includes phantom shares into which compensation has been deferred and unvested service-based restricted stock units. The Compensation and Talent Development Committee annually reviews adherence to this guideline, which is expected to be attained within five years after becoming a director. At the time of the Compensation and Talent Development Committee's review in 2024, all of our non-employee directors met or exceeded the ownership guideline or had additional time to do so.

The board also has established officer share ownership guidelines. For information about these guidelines, see "Executive Compensation—Compensation Discussion and Analysis—Share Ownership Guidelines."

Director Overboarding Policy

Our director overboarding policy was revised in 2020 to align with shareholder feedback and the voting policies of some of our major shareholders. Pursuant to the policy, any director or director nominee who is a named executive officer of a public company should not serve on more than two public company boards (including, if applicable, the board of the company for which the director serves as a named executive officer), and such directors and director nominees will be expected to become compliant with this policy in advance of being nominated to stand for election at Semptra's next annual shareholders meeting. In addition, any director or director nominee who is not a named executive officer of a public company should not serve on more than four public company boards (including our board). Finally, our Corporate Governance Guidelines provide that no member of the Audit Committee may serve on more than a total of three audit committees of public companies (including our Audit Committee) unless the board affirmatively determines that a director's multiple service on audit committees does not impair the director's effectiveness on our Audit Committee. The Corporate Governance Committee considers each director's compliance with this policy as part of its annual review of the composition of the board in connection with the director nomination process. All our director nominees are in compliance with our overboarding policy.

Board, Committee and Shareholder Meetings

At regularly scheduled board and committee meetings, directors review and discuss management reports regarding the company's performance, prospects and plans, as well as significant opportunities and material risks facing the company and other matters the board considers germane to fulfilling its responsibilities. At least once a year, the board reviews management's long-term strategic and financial plans, including an annual detailed and comprehensive strategy discussion. The Chairman of the Board or, in certain circumstances as described in "Leadership Structure" above, the Lead Independent Director, presides over each board meeting.

At executive sessions, directors convene in both director-only sessions and sessions with only non-management directors to discuss issues such as succession planning, Chief Executive Officer performance and compensation (the Chief Executive Officer is not present for deliberations or approvals of his own compensation), executive development, board performance and other matters deemed relevant. An executive session is held at each regular board meeting, and any director may call for an executive session at any board meeting. The Lead Independent Director presides over executive sessions in which the Chairman of the Board is not present.

The Chairman of the Board proposes the agenda and schedule for each meeting, which the Lead Independent Director then reviews and modifies or approves. Committee agendas and schedules are set by or in consultation with the applicable committee Chair and with the approval of the Lead Independent Director. All directors are encouraged to propose agenda items, and any director also may raise subjects that are not on the agenda at any meeting.

Information and other materials important to understanding the business to be conducted at each board and committee meeting, to the extent available, are distributed in writing to directors in advance of the meeting. Additional information and materials may be presented at the meetings.

During 2024, the full board held five meetings and committees of the board, including standing and ad hoc committees, collectively held 28 meetings. On an aggregate basis, incumbent directors attended 100% of these meetings. Each incumbent director attended at least 75% of the aggregate number of meetings of the board and each committee of which the director was a member (in each case during the periods when he or she was a member).

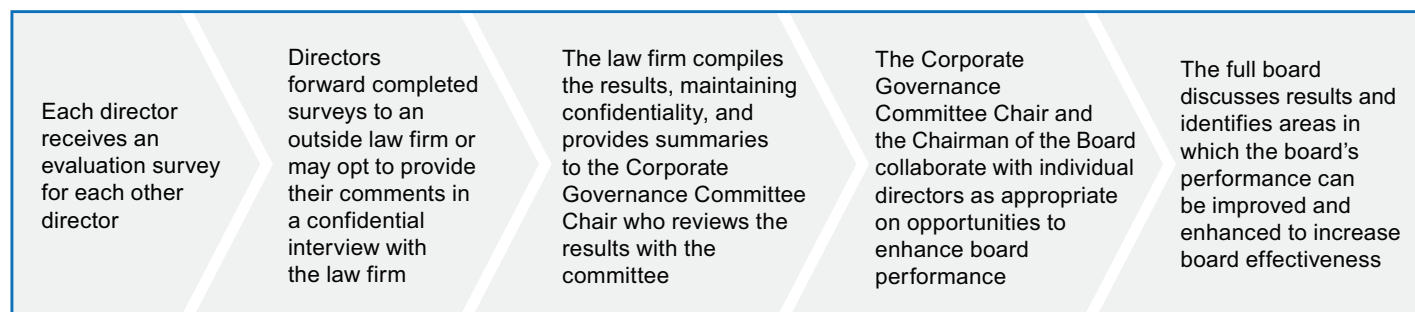
The board expects that each director will attend annual shareholders meetings, which meeting will be virtual for 2025. All of the director nominees who were up for election at our 2024 annual shareholders meeting attended that meeting, which also was held virtually.

Evaluation of Board and Director Performance

The Corporate Governance Committee annually leads a self-evaluation by the directors of the performance of the Board of Directors in a number of categories, including board oversight, leadership, composition and independence, conduct of meetings, and committees. In this review, the board's performance as a whole is assessed and areas in which the board believes performance could improve are identified.

The purpose of the review is to increase the effectiveness of the board and its committees, and the results are reviewed with the board and its committees. The results also are considered in connection with board refreshment efforts. In addition, each standing committee, other than the Executive Committee, conducts an annual self-evaluation, in accordance with its charter.

As illustrated below, the board also conducts an annual peer evaluation by which each director is afforded the opportunity to comment anonymously on each other board member's performance. In order to help ensure the objectivity and integrity of this process, an outside law firm is engaged every year to conduct the peer review portion of this evaluation and compile the results.

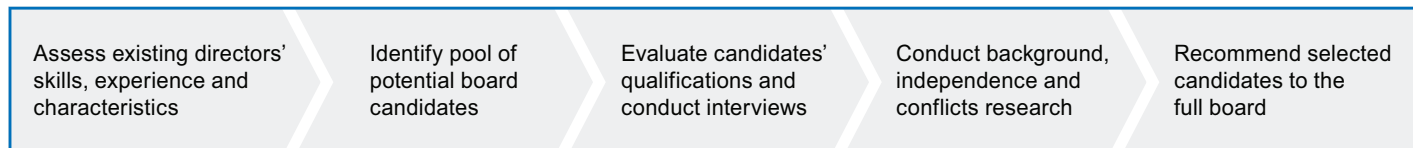


Our board annually reviews the individual performance, commitments and qualifications of each director who may wish to be considered for nomination for election for an additional term. The evaluations are reviewed by the Corporate Governance Committee, which makes recommendations to the board regarding nominees to stand for election as directors. Our board appreciates the importance of critically evaluating directors and their contributions to the board in connection with the re-nomination decision, including their collective skills, qualifications and experience, feedback from the annual board evaluation, and individual performance, attendance, participation, independence and outside board and other affiliations.

Thoughtful Board Refreshment

Our board is committed to thoughtful board refreshment designed to maintain balanced and varied board composition and tenure. To this end, the board has onboarded 36% of its current directors over the past five years, including three new directors who have joined since last year's annual meeting of shareholders and who are up for election for the first time this year.

Our board refreshment efforts are supported by the Corporate Governance Committee, which is responsible for identifying qualified candidates for consideration as members of the Board of Directors, consistent with criteria approved by the board. The chart below summarizes the committee's ongoing and proactive refreshment process.



For a further discussion of the Corporate Governance Committee's role in our board refreshment process, see "Board Committees—Corporate Governance Committee" below.

The Board's Role in Risk Oversight

Risks are inherent in our business operations, including, among others, safety, health and operational risks, human capital risks, regulatory and compliance risks, climate and other environmental risks, cybersecurity risks, business and financial risks and reputational risks.

Sempra's board has ultimate responsibility for risk oversight. Consistent with this responsibility, our Corporate Governance Guidelines provide that the specific functions of the Board of Directors include assessing and monitoring risks and risk management strategies.

The board reviews key aspects of our businesses, including, among others:

- The appropriate capital structure for our businesses
- Utility investment plans consistent with state policy objectives and regulatory review and approval of significant investments
- Non-utility investment policies, including requiring contractual commitments from third parties to purchase a substantial portion of the capacity or output of major non-utility projects before commencing construction on the projects, subject to exceptions
- An employee compensation program that encourages and rewards sustainable growth in our businesses and is within an acceptable risk profile
- Commitment policies that require board review and/or approval above certain dollar thresholds
- The company's commitment to high-performance culture with a focus on key areas of our operations, such as safety, sustainability, culture and belonging and customer service
- With respect to investments in which we do not operate or control the applicable entity, careful selection of business partners and representation on the entity's board or equivalent governing body when possible

The board fulfills its risk oversight function by, among other things, reviewing reports provided to the board and to appropriate board committees, discussing material risks and opportunities with management, engaging outside experts when needed, selecting director candidates with varied experience and qualifications and staying informed about developments in our industry and other current events that may signal meaningful emerging or heightened risks or otherwise impact the company. The board also reviews and monitors strategic, financial and operating plans and goals intended to support sustainable long-term growth, and each of our principal operating companies is responsible for identifying and moderating risk in a manner consistent with these plans and goals. Additionally, the board utilizes various committees to focus on specific risk areas. Based on the foregoing, the board and its committees have established risk oversight and control mechanisms and practices, which they monitor and change as needed.

The board believes that risk oversight requires more than any one committee. As a result, the board has diversified its risk oversight responsibilities across its membership, housing categories of risk oversight within standing board committees by topic and forming ad hoc committees to oversee certain specific risks as needed, which helps to focus committee members on specific risk areas and to direct risks by category to the committees and committee members best-suited to oversee them. For example, the responsibilities of the board's Safety, Sustainability and Technology Committee include oversight of the company's overall safety and health practices and safety culture, reinforcing our company's strong commitment to safety. This committee also oversees a variety of sustainability matters, including climate change, cybersecurity, technology and other environmental and social issues affecting the company's businesses. Additionally, this committee oversees cybersecurity and other information technology risks and keeps abreast of technology advancements important to our businesses and other current events or developments that could impact our cybersecurity risk. Any risk oversight that does not fall within the responsibility of a particular committee remains with the full board. The committee Chairs periodically report to the full board regarding their respective committees' risk oversight roles. For additional information on the responsibilities of our standing board committees, see "Board Committees" below.

The board and its committees, as appropriate, regularly review and evaluate the material risks we face, including immediate-term, short-term and long-term risks of importance to our businesses. The board also evaluates an annual risk review based on likelihood of occurrence, magnitude of impact, and immediacy.

In addition, management has developed an integrated risk management framework to assess, prioritize and monitor risks across our operations. This framework is overseen by Sempra's Chief Risk Officer, who regularly interacts with the board regarding the company's risk management practices, policies and related matters. Senior management presents its assessment of what it believes to be Sempra's most material risks and mitigation strategies to the full board for its review regularly. In addition, the company has a robust internal audit function that reports directly to the Audit Committee.

The Board's Oversight of Sustainability Matters

The board recognizes the importance of overseeing risks and opportunities related to responsible governance, safety, environmental stewardship, human capital and stakeholder engagement consistent with our vision, mission and values.

As a general practice, the board monitors overall governance processes and delegates specific areas of focus to standing committees, including for sustainability matters. The board has delegated to the Safety, Sustainability and Technology Committee the responsibility to oversee the company's risk management and oversight programs and performance related to safety, safety culture, health, security, cybersecurity, technology, climate change, environment, sustainability, human rights, and related matters. The board reviews annually and updates as necessary the Safety, Sustainability and Technology Committee's charter with a view to further strengthen and clarify the way this committee oversees and considers sustainability and other related matters, including emerging risks. In addition, the board's Compensation and Talent Development Committee is responsible for overseeing the company's programs and initiatives related to human capital matters, including our commitment to fostering an inclusive workplace, and also determines executive compensation metrics related to safety and sustainability.

Additional standing committees, such as the Audit Committee and Corporate Governance Committee, also support in overseeing the integration and strengthening of sustainable business practices throughout the organization with respect to their specific areas of responsibility. Management committees meet regularly to discuss topics related to Sempra's sustainable business strategy. These management committees include the Corporate Executive Sustainability Steering Committee, made up of Sempra officers representing accounting, finance, legal, human resources, audit, investor relations and corporate governance and chaired by the chief sustainability officer (CSO), and the Compliance and Enterprise Risk Committee, made up of the chief compliance officers of Sempra, SDG&E, SoCalGas and Sempra Infrastructure and Sempra officers representing legal, human resources, audit and corporate affairs and chaired by Sempra's chief compliance officer (CCO). The CSO and CCO inform the board of the topics covered by these committees as the board works to collaborate with management to address key issues facing our company and our industry.

Our directors come from a variety of professional backgrounds including global companies, government service and public policy, financial institution leadership, and others, both within and outside of our industry. A number of our directors have had direct exposure to, and in many cases, direct oversight or decision-making responsibility for, key environmental, human capital, cybersecurity, and regulatory and government affairs matters. This includes experience and leadership in the global energy industry, including renewable energy, where sustainable business practices, such as decarbonization and climate resilience measures, have been priorities. Our directors also bring knowledge and insight from leadership on other public company boards, deepening our board's collective understanding of cross-cutting matters relating to sustainable business practices. These varied backgrounds, experiences and insights better equip our directors to guide the company in its assessment and management of evolving sustainability risks and opportunities, including related to the topics discussed below that continue to be a strong focus for our board.

High-Performance Culture

The board actively oversees management's commitment to building a high-performance culture that is consistent with our company values – *do the right thing, champion people and shape the future*. Sempra's high-performance culture has an unwavering focus on safety in everything we do, a commitment to ethical and sustainable business practices, leadership and employee development, and a recognition that an inclusive environment propel our workforce and performance for the markets we serve.



Safety

Health and safety are foundational to the Sempra family of companies. Safety is ingrained in, and a key component of, our company's culture and our employees and contractors are empowered to act in the interest of personal, public and infrastructure safety through training and awareness-building on the importance of learning from experience and sharing lessons learned. Comprehensive safety management plans that follow applicable safety laws, regulations and protocols are integral to our approach. Each of our operating companies manages the safe operation of its assets, with oversight provided by its board of directors. The Sempra board's Safety, Sustainability and Technology Committee regularly receives reports regarding operating company health and safety matters.

The Sempra board and its applicable committees oversee management's efforts to uphold the safety culture of the Sempra organization through, among other things, the questions they ask, the focus they place on key health and safety issues, the input they give to members of management during board and committee meetings and the overall compensation programs they approve, including basing a portion of executive compensation on the company's performance on key safety measures.

Employee Development

Our board, primarily through its Compensation and Talent Development Committee, oversees initiatives in recruitment, development and retention of high-performing employees. We invest in a range of programs to advance a robust talent development pipeline, including internal and external mentoring and leadership training, learning and networking opportunities, workshops and a tuition reimbursement program. In addition, we offer a variety of employee community service opportunities. At our U.S. operations, we support employees' personal volunteering and charitable giving through the charitable matching program of the Semptra Foundation which was founded and is solely funded by Semptra.

Performance through Inclusion and Belonging

Our board takes an active role, primarily through its Compensation and Talent Development Committee, in overseeing efforts to champion the markets we serve and maintain an engaged workforce that feels empowered to bring their whole, authentic selves to work. The board's commitment to investing in our employees and advancing our high-performance culture underpins our efforts to deliver strong performance for all our shareholders and other stakeholders through an inclusive workplace where employee perspectives are embraced.

As part of our work to enhance our high-performance culture, the board oversees our action plan to improve inclusion and belonging across our enterprise, which centers on five strategies: lead from the top, accelerate engagement, create opportunity, drive conscious inclusion and partner with communities.

Since introducing our action plan, we have worked to make progress under each strategy. A portion of named executive officer compensation is linked to progress on certain objectives related to advancing the company's high-performance culture.

Demand for Lower Carbon Energy

The board, primarily through its Safety, Sustainability and Technology Committee, takes an active role in providing oversight of Semptra's sustainable business strategy. Following review by the Safety, Sustainability and Technology Committee, Semptra updated its sustainability strategy in 2024, focusing on: investing in safe and resilient operations, engaging people and communities, and innovating for the future which includes our energy transition action plan. Our energy transition action plan outlines representative capabilities and investment opportunities to support and advance our decarbonization efforts. These capabilities and investment opportunities include:



- Decarbonization of key market sectors, including power generation, industry and transportation;
- Diversification of energy networks, including the integration of energy storage and distributed energy resources; and
- Digitalization of energy systems, including the use of artificial intelligence and other technologies to increase efficiency and agility.

Part of being a responsible business means regularly reassessing the goals we set. Supporting the demand for lower carbon energy while also prioritizing other customer-focused service goals will require significant work and collaboration, including industry leadership, technological advancements that are economically and technically feasible, and broad coordination and support from every level of government, among other factors. Consequently, with participation and input from the board, Semptra has evaluated and updated its climate aspirations to reflect the changing policy, regulatory, commercial and technological landscape, including stakeholders' evolving focus on reliability, resiliency and affordability and the pace and impact of climate and other public policies. Following this evaluation, Semptra now aims to have net-zero scope 1 and 2 greenhouse gas (GHG) emissions by 2050 with an interim target of 50% scope 1 and 2 GHG emissions reductions by 2035 relative to a 2019 baseline.⁽¹⁾ Our environmental policy codifies these principles and helps us manage our implementation of these goals. Further, while the company no longer has a specific goal to achieve net-zero scope 3 GHG emissions by 2050, the board will continue to take an active role through its Safety, Sustainability and Technology Committee to review and oversee efforts in building capabilities through our energy transition action plan that could support the reduction of certain scope 3 GHG emissions and help meet regulatory, consumer and market demand for lower- and zero-carbon energy.

A portion of named executive officer compensation is linked to achieving milestones in this area.

Transparency

The board recognizes the importance of transparent communication around the key sustainability risks and opportunities that we believe are most relevant to our shareholders and other stakeholders. Periodic assessments that solicit input from our stakeholders, including an update conducted in 2023 that was published in 2024, inform the topics on which we report. In many cases, our disclosures surpass the standards of our peers or expectations for our industry. The Safety, Sustainability and Technology Committee oversees many of these disclosures, including our annual corporate sustainability report, which addresses risks, opportunities, activities, targets and progress in the areas of employee, contractor and public safety; affordability and reliability of our services; employee recruitment and retention; labor standards and employment conditions; stakeholder engagement; community giving, responsible lobbying and advocacy; GHG emissions; climate adaption and resilience; water stewardship; biodiversity; and others. In our most recent corporate sustainability report, we included a section for



(1) Even in a state of "net-zero," GHG emissions may still be generated, but with innovation and continued development of new technology and solutions, it could allow an equal amount of carbon dioxide or its equivalent to be removed from the atmosphere, resulting in a zero increase in overall net emissions. For this purpose, we expect that achievement of net-zero GHG emissions will be determined based on company operations in 2050 and GHG emissions will be calculated according to widely accepted emissions reporting guidelines or mandates at that time. Our net-zero aim does not include Oncor, which sets its own goals due to certain ring fencing measures that limit Semptra's ability to direct the management or activities of Oncor. Our interim target covers Semptra California and Semptra Infrastructure's Mexico (non-LNG) operations.

each of our main operating companies, to provide greater insight into sustainable business practices across the organization. We prepare our sustainability disclosures of key non-financial risks and opportunities in consideration of some of the leading sustainability frameworks, including the Sustainability Accounting Standards Board (SASB) and Task Force on Climate-related Financial Disclosures (TCFD) guidelines, both now incorporated under the International Sustainability Standards Board S1 and S2 reporting frameworks and the Global Reporting Initiative (GRI). We also report information to the CDP (formerly Carbon Disclosure Project) and publish disclosures based on the Edison Electric Institute and American Gas Association combined environmental, social and governance template.

In addition to aligning our sustainability reporting with industry standards, we also listen carefully to our shareholders and other stakeholders and seek to provide transparency on topics of particular focus for them. For example, after robust engagement with our shareholders in 2021 following our receipt of a related shareholder proposal, we enhanced our disclosures on the alignment of our key trade associations with Sempra's energy transition action plan, including our climate ambitions and/or our sustainable business strategy, and reported our findings in subsequent annual corporate sustainability reports. We also issued a mid-cycle update in 2024 in response to stakeholder input to enhance our discussion of partially aligned trade associations. As another example, in response to stakeholder input, we included a new section in our 2023 corporate responsibility report on artificial intelligence, including its uses across the Sempra family of companies and the governance framework and internal policies we have implemented for responsible use of this resource. Additionally, throughout 2024, we held broad-based listening tours with stakeholders regarding climate risks, challenges and opportunities to help us better understand stakeholder priorities and where we can provide additional clarity on Sempra's approach in future disclosures.

Robust Engagement Program

Shareholders

Sempra conducts regular engagement with our shareholders throughout the year, including spring/summer engagement following our annual shareholders meetings and fall/winter "off-season" engagement. This cadence may be supplemented if the company wishes to gain additional feedback from shareholders on a particular matter. Recently, we have been engaging with shareholders more frequently throughout the year to maintain a steady conversation about their top priorities, and feedback from our engagement program is provided to our board on an ongoing basis. This regular dialogue with shareholders, which is separate from our investor relations team's engagement efforts, provides Sempra's board and management team with valuable insight into our shareholders' priorities and feedback on matters of significance to the company and our shareholders.

2024-2025 Engagement Cycle	Outreach 62% ⁽¹⁾	Engagement 56% ⁽¹⁾	Director Participation 39% ⁽¹⁾
Our 2024-2025 engagement cycle ran from May 2024 through January 2025	We reached out to holders of approximately 62% of our outstanding shares of common stock	We held meetings with holders of approximately 56% of our outstanding shares of common stock	Our Lead Independent Director participated in meetings with holders of approximately 39% of our outstanding shares of common stock

(1) Percentages are calculated using estimates of the holdings of each shareholder included in our outreach and engagement, as applicable, and the number of outstanding shares of our common stock on December 31, 2024.

Key topics discussed during the 2024-2025 engagement cycle included:

- Board composition, refreshment and leadership rotation
- Board oversight of risk management
- Board oversight of management succession planning
- Executive compensation program and structure
- Corporate governance
- Employee engagement and development
- The company's safety culture
- Business strategy, areas of focus and performance
- Climate risks, challenges and opportunities
- Approach to disclosure and transparency
- Board oversight of sustainability practices
- Energy transition initiatives

Our shareholder outreach regularly includes many of our top 50 shareholders. During our 2024-2025 engagement cycle, we also contacted and engaged with investors with substantial shareholdings outside our top 50 shareholders. In addition, our 2024-2025 engagement cycle included broad-based listening tours with shareholders to discuss topics including climate risks, challenges and opportunities so that we can better understand shareholder priorities and how we can enhance future disclosures to provide additional clarity on Sempra's approaches to these issues. This expanded scope of our engagement has provided a greater understanding of the viewpoints of a broader spectrum of our investors.

For more information about our shareholder engagement related to our executive compensation program, see "Compensation Discussion and Analysis—Executive Summary—Shareholder Engagement" on page 41.

Other Stakeholders

In addition to shareholders, we engage with proxy advisory firms, sustainability organizations, trade associations and other stakeholders who express an interest in our company and its operations. This further informs our practices and disclosures across corporate governance and sustainability matters.

Insider Trading Policies and Procedures

The company has adopted its Insider Trading and Information Confidentiality Policy, which governs, among other things, the purchase, sale and/or other dispositions of its securities by its directors, officers and employees and by employees of subsidiaries as to which Sempra has majority ownership and control, that we believe is reasonably designed to promote compliance with insider trading laws, rules and regulations, and NYSE listing standards, as applicable. This policy has been filed as Exhibit 19.1 to the company's Annual Report on Form 10-K for the year ended December 31, 2024 (2024 Form 10-K). Although the company has not adopted a specific policy governing its own transactions in its securities, the company is committed to complying with applicable laws related to such transactions.

Succession Planning and Management Development

Our Compensation and Talent Development Committee oversees and regularly evaluates leadership succession planning practices and results. The committee reports annually to the Board of Directors on succession planning, including on principles for executive officer selection. As part of its succession planning efforts, in February 2025, the Compensation and Talent Development Committee changed Mr. Martin's retirement age from 65 to 67. Under company policy, executive officers are generally expected to retire at age 65, subject to the discretion of the committee to grant extensions.

Review of Related Person Transactions

SEC rules require us to describe any transaction since the beginning of 2024 or any currently proposed transaction, in each case involving more than \$120,000, in which we were or will be a participant and any of our directors, director nominees, executive officers, persons or entities known by us to be a beneficial owner of more than 5% of our common stock, or any member of their respective immediate families, had or will have a direct or indirect material interest. The charter of our Corporate Governance Committee requires the committee to review and approve any such "related person transaction" that is required to be disclosed. When evaluating any such transaction, the Corporate Governance Committee focuses on a variety of factors on a case-by-case basis, which may include, among other things, the identity of the related person, the nature and terms of the transaction, the interest of the related person in the transaction and the dollar amount involved.

There have been no transactions requiring such review since the beginning of 2024.

Director Orientation and Education Programs

Every new director participates in an orientation program and receives materials and briefings to acquaint him or her with our businesses, industry, management and corporate governance policies and practices. Continuing education is provided for all directors through board materials and presentations, discussions with management, visits to corporate facilities and other sources. Several directors, at the company's expense, also attend third-party offered education courses and participate in the National Association of Corporate Directors (NACD), of which the company is a member.

Director Access to Senior Management, Independent Accountant and Counsel

Directors have complete access to our senior management and other employees and to our independent registered public accounting firm, as well as to any company information they may request. Directors also have complete access to counsel, advisors and experts of their choice to assist the board and its committees as needed in discharging their duties.

Retirement Policy

To further support our commitment to regular board refreshment, our board has revised our retirement policy to include a tenure-based component as well as an age-based component. In accordance with our Corporate Governance Guidelines, as recently revised, directors should not be nominated to stand for election after the earlier of attaining age 75 or completing 15 years of service.

Board Committees

Our standing board committees consist of the Audit Committee; Compensation and Talent Development Committee; Corporate Governance Committee; Safety, Sustainability and Technology Committee; and Executive Committee. In addition to these standing board committees, the board may, from time to time, establish ad hoc committees to address particular matters, transactions and projects.

All members of our NYSE-required board committees are independent directors. The following table sets forth our standing board committees, 2024 meeting information for each committee and membership on each committee as of the mailing date of this proxy statement:

	Audit	Compensation and Talent Development	Corporate Governance	Safety, Sustainability and Technology	Executive
Andrés Conesa	■	👤			■
Pablo A. Ferrero			■	👤	■
Jennifer M. Kirk	■ ★			■	
Richard J. Mark	■	■			
Jeffrey W. Martin					👤
Michael N. Mears		■	👤		■
Kevin C. Sagara				■	
Jack T. Taylor	👤 ★	■			■
Cynthia J. Warner			■	■	■
Anya Weaving	■ ★	■			
James C. Yardley			■	■	
Number of meetings held in 2024	6	5	7	4	0

■ Committee Member 👤 Committee Chair ★ Audit Committee Financial Expert

Audit Committee

Our Audit Committee currently is, and at all times in 2024 was, composed entirely of independent directors under the independence standards for such a committee established by the NYSE and the SEC. It is directly responsible and has sole authority for the appointment, compensation, retention and oversight of our independent registered public accounting firm, which reports directly to the committee. The committee also prepares the report included in this proxy statement under “Audit Committee Report.” In addition, it assists the Board of Directors in fulfilling oversight responsibilities regarding, among other things:

- The company's internal controls over financial reporting
- The integrity of our financial statements
- Our compliance with legal and regulatory requirements
- The independent registered public accounting firm's qualifications and independence
- The performance of our internal audit function and independent registered public accounting firm

The Audit Committee helps ensure the independence of our independent registered public accounting firm by, among other things, confirming the mandated rotation of the lead audit partner in accordance with SEC rules. The Audit Committee and its Chair are directly involved in the selection of the independent registered public accounting firm's lead audit partner, including by meeting with the lead audit partner candidate and discussing among the committee members and with management. We most recently rotated our lead audit partner in 2024 and expect to do so again in or before 2029.

The board has determined that each member of the Audit Committee is financially literate. It also has determined that each of Mr. Taylor, who chairs the committee, and Mss. Kirk and Weaving, who are members of the committee, is an audit committee financial expert as defined by the rules of the SEC.

Compensation and Talent Development Committee

Our Compensation and Talent Development Committee currently is, and at all times in 2024 was, composed entirely of independent directors under the independence standards for such a committee established by the NYSE and the SEC. It assists the board in the evaluation and compensation of our executives, and it establishes our compensation principles and policies and designs and oversees our executive compensation program. The committee's responsibilities include, among others:

- Reviewing and approving corporate goals and objectives relevant to the Chief Executive Officer's compensation
- Evaluating our Chief Executive Officer's performance in light of those goals and objectives and determining and approving (and recommending for ratification by the board acting solely through the independent directors) his or her compensation level based on the committee's performance evaluation
- Determining and approving (and periodically reviewing with the board) other executive officer compensation
- Making recommendations to the board with respect to incentive compensation plans and equity-based plans that are subject to board approval
- Evaluating and overseeing risk in our compensation programs
- Overseeing benefit plans and programs
- Reviewing and discussing with management the Compensation Discussion and Analysis required to be included in the company's proxy statement and annual report on Form 10-K and determining whether to recommend to the board that such disclosure be so included
- Producing the report included in this proxy statement under "Compensation and Talent Development Committee Report"
- Reporting to the board annually on succession planning together with the Chairman of the Board and Lead Independent Director, including on principles for executive officer selection
- Reviewing reports on the company's human capital management policies, initiatives and outcomes, including broader organizational leadership development and career progression and the company's efforts to build a more diverse and inclusive workplace

Corporate Governance Committee

Our Corporate Governance Committee currently is, and at all times in 2024 was, composed entirely of independent directors under the independence standards established by the NYSE. The committee's responsibilities include, among others:

- Identifying individuals qualified to become directors consistent with criteria approved by the board
- Recommending to the board nominees to stand for election as directors and candidates to fill board vacancies
- Overseeing the evaluation of the board and management
- Recommending directors for appointment by the board as members of board committees
- Developing and recommending to the board corporate governance guidelines
- Reviewing public policy priorities on an annual basis, including charitable giving, political contributions and lobbying activities

The committee reviews with the board the skills and characteristics required of directors in the context of the board's current composition and the needs of the board as a whole in light of the company's long-term business strategy. It seeks a group of individuals who bring to the board a variety of complementary skills and a range of viewpoints, backgrounds, experiences and other individual qualities and attributes. It solicits the names of director candidates from a variety of sources, including, at its discretion, members of the board and search firms. The committee also considers candidates submitted by shareholders pursuant to the process described in Question 32 under "Information About 2026 Shareholder Proposals and Director Nominations" below.

The committee reviews biographical data and other relevant information regarding potential board candidates, may request additional information from the candidates or other sources and, if the committee deems it appropriate, may interview candidates and consult references and others who may assist in candidate evaluation. The committee evaluates all candidates in the same manner, whether identified by shareholders or through other sources.

In considering potential director candidates, the committee evaluates each candidate's character, integrity, independence, judgment, knowledge, experience, background and other relevant factors to develop an informed opinion of his or her qualifications and ability and dedication to meet the board's expectations for directors as set forth in our Corporate Governance Guidelines. The committee's deliberations reflect the board's requirement that substantially all directors must be independent directors and that all director nominees must be financially literate or must become financially literate within a reasonable period of time after becoming a director. They also reflect the board's views regarding the appropriate number of directors and the overall composition of the board, including its belief that the membership of the board should reflect diversity and be drawn from a pool of diverse, qualified candidates.

The committee assesses the effectiveness of these director nomination policies and practices as part of its annual review of board composition and board, committee and individual director performance and in its recommendations to the board of nominees to stand for election as directors at the next annual meeting of our shareholders.

The committee, in recommending nominees to stand for election as directors at the Annual Shareholders Meeting, and the board, in approving the director nominees named in this proxy statement, considered, among other things, the individual experience, background, qualifications, attributes and skills of each nominee (including his or her prior contributions to the board), with a view toward constituting a board that, as a whole, is well-qualified to oversee our businesses.

With respect to Dr. Conesa, the committee and the board also considered that he has been the Chief Executive Officer and a director of Grupo Aeroméxico S.A.B. de C.V. since 2005 and that Grupo Aeroméxico filed a voluntary petition under Chapter 11 of the U.S. federal bankruptcy laws

in June 2020. The committee and the board concluded that this event does not reflect upon the integrity of Dr. Conesa or his ability and qualifications to serve on our board, but was a direct consequence of the unprecedented global COVID-19 pandemic that resulted in domestic and international travel restrictions and severely impacted the air travel industry.

With respect to Mr. Sagara, the committee and the board also considered his former positions with Semptra and its family of companies, for which he served for several decades in various roles, including most recently as Executive Vice President and Group President, as well as the pension and deferred compensation benefits he earned as a result of this service. Since January 1, 2024, Semptra has paid Mr. Sagara \$21 million in pension benefits, \$20.4 million of which was under its Supplemental Executive Retirement Plan and \$0.6 million of which was under its Cash Balance Plan, and \$2.3 million, including accrued investment returns, in nonqualified deferred compensation benefits under its Employee and Director Savings Plan. As a named executive officer of Semptra at the time of his retirement, Mr. Sagara's compensation and benefits while he served in that role, including pension and deferred compensation benefits, are described in Semptra's proxy statement filed with the SEC on March 25, 2024. The committee and the board concluded that these payments do not reflect upon the integrity of Mr. Sagara or his ability and qualifications to serve on our board.

For additional information about the nominees and their qualifications, see "Proposal 1: Election of Directors."

Safety, Sustainability and Technology Committee

Our Safety, Sustainability and Technology Committee was at all times in 2024 composed entirely of independent directors under the independence standards established by the NYSE. This committee's responsibilities include, among others, assisting the board with:

- Overseeing the company's risk management, oversight programs and performance related to safety, safety culture, health, security, cybersecurity, technology, climate change, environmental, sustainability, human rights and related matters affecting the company, including employees, customers and the communities in which the company operates (collectively, SST Matters)
- Overseeing the policy, laws and regulations pertaining to SST Matters
- Overseeing the integration of sustainable business practices into the company's immediate- and longer-term business strategies and operations to address SST Matters
- Reviewing management's implementation of risk management protocols concerning cybersecurity issues, including breaches and attacks, privacy and infrastructure security
- Reviewing with management and, if applicable, external advisors, the company's annual corporate sustainability report

Executive Committee

Our Executive Committee meets on call by the Chairman of this committee to act on emergency or other time-sensitive issues during periods between meetings of the Board of Directors when scheduling or other requirements make it difficult to convene the full board.

Communications with the Board

The board has adopted a Director Communications Screening Policy to facilitate communications with the company's Board of Directors, which is available on our website under the "Corporate governance" tab of the "Investors" tab. Under this policy, shareholders, employees and other interested parties who wish to communicate with the board, non-management directors as a group, a board committee or specific individual director may do so by writing to the board or the specific directors or group of directors in care of our Corporate Secretary. Any such communications regarding accounting, accounting policies, internal accounting controls and procedures, auditing matters, financial reporting processes or disclosure controls and procedures are relayed to the Audit Committee Chair.

All communications are reviewed by the Corporate Secretary and provided to the directors consistent with a screening policy providing that unsolicited marketing or advertising materials, routine items that can be appropriately addressed by management, and certain other items unrelated to the duties and responsibilities of the board are not relayed to directors. All communications, including any communication that is not relayed, is recorded in a log and made available to any director upon request.

The address to which communications to the board should be sent is:



C/O Corporate Secretary
Board of Directors
Semptra
488 8th Avenue
San Diego, CA 92101

Director Compensation

Overview

The Compensation and Talent Development Committee of the Sempra Board of Directors reviews non-employee director compensation on an annual basis. The committee's independent compensation consultant, Exequity, annually provides the committee with a report that analyzes the competitiveness of Sempra's director compensation in total and by component. Any changes to director compensation are approved by the Board of Directors.

Directors who are also employees of the company are not additionally compensated for service as a director. The compensation of Jeffrey W. Martin, our Chairman, Chief Executive Officer and President, is summarized in the 2024 Summary Compensation Table appearing under "Executive Compensation—Compensation Tables" below.

Our 2024 non-employee director compensation program is summarized in the table below.

2024 Non-Employee Director Compensation Program	
Board Retainers:	
Annual Base Retainer	\$105,000
Lead Independent Director Retainer	\$ 50,000
Committee Chair Retainers:	
Audit Committee Chair Retainer	\$ 20,000
Compensation and Talent Development Committee Chair Retainer	\$ 15,000
Other Committee Chair Retainer ^(A)	\$ 10,000
Committee Member Retainers:	
Audit Committee Member Retainer	\$ 20,000
Other Committee Member Retainer ^(B)	\$ 10,000
Equity:	
Mandatory Deferred Equity	\$ 50,000
Annual Equity Award	\$125,000
Initial Equity Award for New Director	\$125,000

(A) Applicable to the Corporate Governance Committee and Safety, Sustainability and Technology Committee.

(B) Applicable to the Compensation and Talent Development Committee; Corporate Governance Committee; Safety, Sustainability and Technology Committee; and Executive Committee.

Retainers

Directors who are not employees of Sempra received annual retainers in 2024 as set forth in the table above. Directors could elect to receive their retainer in cash or to defer it into phantom investment funds (including a fund for which interest is credited at the higher of 110% of the Moody's Corporate Bond Yield Average or the Moody's Corporate Bond Yield Average plus 1%) or phantom shares of our common stock.

Equity

Each quarter in 2024, non-employee directors were credited with a number of vested phantom shares of our common stock having a market value of \$12,500, which we refer to as Mandatory Deferred Equity, and are required to hold these phantom shares until retirement or other separation from the board. Following the director's retirement or other separation from the board, the current market value of the shares credited to the director's account (together with related reinvested dividend equivalents) is paid to the director in cash. Directors also received initial or annual equity awards, which are described below.

In our 2024 director compensation program, any newly appointed non-employee director would have received an initial equity award having a market value of \$125,000 and vesting (together with related reinvested dividend equivalents) on the first anniversary of the grant date.

Thereafter, at each annual shareholders meeting (other than any annual meeting that is immediately following and in the same calendar year as the director's initial appointment to the board), each non-employee director who continues to serve as a director receives an annual equity award having a market value of \$125,000 that vests (together with related reinvested dividend equivalents) on the date of the next annual shareholders meeting. Directors could elect to receive the initial and annual equity awards in the form of restricted stock units or phantom shares of our common stock.

Unvested restricted stock units or phantom shares of our common stock immediately vest if the director's service on the board terminates by reason of death, disability or removal without cause. Upon any other termination event, all unvested restricted stock units or phantom shares are forfeited.

Director Compensation Table

We summarize below the 2024 compensation of our non-employee directors who served on our board during the year. Ms. Weaving and Mr. Sagara, who were first appointed to our board after the end of the 2024 calendar year, did not receive compensation in 2024 for their service on the board and are not included in this table.

Name	Fees Earned or Paid in Cash	Stock Awards ^(B)	Change in Pension Value and Nonqualified Deferred Compensation Earnings ^(C)	All Other Compensation ^(D)	Total
Andrés Conesa	\$160,000	\$175,071	\$4,454	—	\$339,525
Pablo A. Ferrero	\$137,582	\$175,071	\$ 668	\$25,000	\$338,321
Jennifer M. Kirk ^(A)	\$ 71,580	\$149,457	\$ 70	\$25,000	\$246,107
Richard J. Mark	\$135,000	\$175,071	—	\$25,000	\$335,071
Bethany J. Mayer ^(A)	\$108,668	\$162,571	—	—	\$271,239
Michael N. Mears	\$145,000	\$175,000	\$6,620	\$23,000	\$349,620
Jack T. Taylor	\$165,000	\$175,000	—	\$14,000	\$354,000
Cynthia J. Warner	\$185,000	\$175,071	—	\$25,000	\$385,071
James C. Yardley	\$125,000	\$175,000	—	\$25,000	\$325,000

(A) Ms. Kirk joined the board on June 20, 2024. Ms. Mayer resigned from the board effective September 5, 2024.

(B) Represents the grant date fair value of the equity awards of restricted stock units and phantom shares of our common stock granted during the year. These amounts represent our grant date estimate of the aggregate compensation expense that we will recognize over the service period of the awards. They are calculated in accordance with GAAP for financial reporting purposes based on the assumptions described in Note 10 of the Notes to Consolidated Financial Statements included in our 2024 Annual Report to Shareholders but disregarding estimates of forfeitures related to service-based vesting conditions. These awards were valued at the fair market value of our shares at the crediting date without reduction for non-transferability. The amounts set forth in this column are equal to the number of shares subject to 2024 awards multiplied by the grant date closing price of Semptra's common stock. The restricted stock units are settled in shares of Semptra common stock upon vesting. The phantom shares are paid in cash in accordance with the director's payout election under the terms of the company's nonqualified deferred compensation plan following the director's retirement or other separation from the board. Restricted stock unit awards are rounded up to the next whole number of units at grant, while phantom share awards are not rounded at grant but are rounded to the nearest whole number of shares solely for purposes of presentation in these tables.

The following table reflects the components of the stock awards granted to each non-employee director in 2024:

Name	Mandatory Deferred Equity	Equity Grant		Total
		Phantom Shares	Restricted Stock Units	
Andrés Conesa	\$50,000	—	\$125,071	\$175,071
Pablo A. Ferrero	\$50,000	—	\$125,071	\$175,071
Jennifer M. Kirk ⁽¹⁾	\$24,457	\$125,000	—	\$149,457
Richard J. Mark	\$50,000	—	\$125,071	\$175,071
Bethany J. Mayer ⁽¹⁾	\$37,500	—	\$125,071	\$162,571
Michael N. Mears	\$50,000	\$125,000	—	\$175,000
Jack T. Taylor	\$50,000	\$125,000	—	\$175,000
Cynthia J. Warner	\$50,000	—	\$125,071	\$175,071
James C. Yardley	\$50,000	\$125,000	—	\$175,000

(1) Mandatory deferred equity was prorated for Ms. Kirk who joined the board on June 20, 2024. Ms. Mayer's 2024 annual equity grant was forfeited due to her resignation from the board effective September 5, 2024.

The following table summarizes outstanding equity balances for each non-employee director at December 31, 2024:

Name	Phantom Shares	Restricted Stock Units	Total
Andrés Conesa	10,205	1,668	11,873
Pablo A. Ferrero	14,527	1,668	16,195
Jennifer M. Kirk	1,946	—	1,946
Richard J. Mark	917	1,668	2,585
Bethany J. Mayer	10,924	—	10,924
Michael N. Mears	17,287	—	17,287
Jack T. Taylor	37,347	—	37,347
Cynthia J. Warner	9,160	1,668	10,828
James C. Yardley	36,786	—	36,786

- (C) Consists of above-market interest (interest in excess of 120% of the federal long-term rate) on deferred compensation for 2024. None of our directors are eligible for pension benefits so there was no aggregate change in the actuarial value of accumulated benefits under any defined benefit pension plan for any directors in 2024.
- (D) Consists of our contributions to charitable, educational and other non-profit organizations to match the personal contributions of directors on a dollar-for-dollar basis up to an annual maximum match of \$25,000 for each director.

In addition to the compensation for non-employee directors set forth above, Sempra has agreements with these directors that provide for indemnification for monetary damages to the fullest extent permissible under California law, which are intended to help mitigate concerns about personal liability in connection with their service for the company.

Audit Committee Report

The Audit Committee of the Board of Directors is composed of the four directors named below, and Ms. Weaving, who joined the committee on March 1, 2025 after the filing of the company's Annual Report on Form 10-K for the year ended December 31, 2024 and after the Audit Committee's review of the company's audited financial statements and recommendation to include them in such report. The board has determined that all members of the committee are independent directors and are financially literate and that each of Mr. Taylor, the Chair of the committee, and Mss. Kirk and Weaving is an audit committee financial expert as defined by the rules of the U.S. Securities and Exchange Commission. The committee's charter, adopted by the board, is posted on the company's website at www.sempra.com under the "Corporate governance" tab of the "Investors" tab.

The committee's responsibilities include appointing the company's independent registered public accounting firm, pre-approving both audit and non-audit services to be provided by the firm and assisting the board in providing oversight of the company's financial reporting process. In fulfilling its oversight responsibilities, the committee meets with the company's independent registered public accounting firm, internal auditors and management to review accounting, auditing, internal control and financial reporting matters.

It is not the committee's responsibility to plan or conduct audits or to determine that the company's financial statements and disclosures are complete, accurate and in accordance with accounting principles generally accepted in the United States of America and applicable laws, rules and regulations. Management is responsible for the company's financial statements, including the estimates and judgments on which they are based, as well as the company's financial reporting process, accounting policies, internal audit function, internal control over financial reporting, disclosure controls and procedures, and risk management. The company's independent registered public accounting firm, Deloitte & Touche LLP, is responsible for performing an audit of the company's annual financial statements, expressing an opinion as to the conformity, in all material respects, of the annual financial statements with accounting principles generally accepted in the United States of America, expressing an opinion as to the effectiveness of the company's internal control over financial reporting and performing reviews of the company's quarterly financial statements.

The committee has discussed with Deloitte & Touche LLP the matters required to be discussed by the applicable requirements of the Public Company Accounting Oversight Board and the U.S. Securities and Exchange Commission, which require the independent registered public accounting firm to communicate information to the committee regarding the scope and results of its audit of the company's financial statements, including information with respect to the firm's responsibilities under auditing standards generally accepted in the United States of America, significant accounting policies, management judgments and estimates, any significant unusual transactions or audit adjustments, any disagreements with management and any difficulties encountered in performing the audit and other similar matters required to be discussed with the committee by those standards.

The committee also has received from Deloitte & Touche LLP a report providing the disclosures required by the applicable requirements of the Public Company Accounting Oversight Board regarding the independent accountant's communications with the Audit Committee concerning independence. Deloitte & Touche LLP also has discussed its independence with the committee and confirmed in the report that, in its professional judgment, it is independent of the company within the meaning of the federal securities laws. The committee also considered whether Deloitte & Touche LLP's provision of non-audit services to the company and its affiliates is compatible with its independence.

The committee also has reviewed and discussed with the company's management the audited financial statements included in the company's Annual Report on Form 10-K for the year ended December 31, 2024, and management's report on internal control over financial reporting.

Management has confirmed to the committee that the financial statements have been prepared with integrity and objectivity and that management has maintained an effective system of internal control over financial reporting. Deloitte & Touche LLP has expressed its professional opinions that the financial statements present fairly, in all material respects, the financial position and results of operations of the company in conformity with accounting principles generally accepted in the United States of America, and that management has maintained, in all material respects, an effective system of internal control over financial reporting. In addition, the company's Chief Executive Officer and Chief Financial Officer have reviewed with the committee the certifications that each will file with the U.S. Securities and Exchange Commission pursuant to the requirements of the Sarbanes-Oxley Act of 2002 and the policies and procedures management has adopted to support the certifications.

Based on these considerations, the Audit Committee has recommended to the Board of Directors that the company's audited financial statements be included in the company's Annual Report on Form 10-K for the year ended December 31, 2024, for filing with the U.S. Securities and Exchange Commission.

Audit Committee

Jack T. Taylor, Chair
Andrés Conesa
Jennifer M. Kirk
Richard J. Mark

Share Ownership

The following table shows the number of shares of our common stock (rounded down to the nearest whole share where applicable) beneficially owned as of March 20, 2025, by each of our directors, by each of our executive officers named in the executive compensation tables in this proxy statement (named executive officers), and by all of our directors and executive officers as a group. The shares of common stock beneficially owned by each of our directors and named executive officers and by our directors and executive officers as a group in each case total less than 1% of our outstanding shares of common stock. In calculating these percentages, shares under the heading “Phantom Shares” are not included because these phantom shares (i) cannot be voted and (ii) may only be settled for cash or cannot be settled for shares of our common stock within 60 days after March 20, 2025. As of March 20, 2025, 651,913,367 shares of our common stock were outstanding.

Name	Shares of Sempra Common Stock ^(C)	Shares Subject to Exercisable Options ^(D)	Total Shares Beneficially Owned ^(E)	Phantom Shares ^(F)	Total Shares Beneficially Owned Plus Phantom Shares ^(G)
Justin C. Bird	26,887	12,971	39,858	20,974	60,832
Andrés Conesa	19,987	-	19,987	10,425	30,412
Diana L. Day	16,651	-	16,651	1,583	18,234
Pablo A. Ferrero	13,968	-	13,968	14,779	28,747
Jennifer M. Kirk	-	-	-	437	437
Richard J. Mark	10,981	-	10,981	1,067	12,048
Jeffrey W. Martin	72,872	1,302,706	1,375,578	196,103	1,571,681
Michael N. Mears	5,000	-	5,000	15,881	20,881
Trevor I. Mihalik ^(A)	29,683	147,747	177,430	10,972	188,402
Kevin C. Sagara ^{(A)(B)}	46,701	168,300	215,001	1,344	216,345
Karen L. Sedgwick	45,868	13,546	59,414	9,221	68,635
Jack T. Taylor	262	-	262	36,092	36,354
Cynthia J. Warner	7,078	-	7,078	9,562	16,640
Anya Weaving ^(A)	-	-	-	-	-
James C. Yardley	5,018	-	5,018	35,527	40,545
Directors and Executive Officers as a Group (16 persons)	287,253	1,497,523	1,784,776	354,444	2,139,220

- (A) Mr. Mihalik retired from the company effective January 1, 2025. Mr. Sagara and Ms. Weaving joined the board effective March 1, 2025.
- (B) Includes shares issued and stock options granted as equity compensation in connection with Mr. Sagara's prior service as an employee of Sempra and its family of companies.
- (C) None of our directors or executive officers beneficially owned any shares of our 4.875% Fixed-Rate Reset Cumulative Redeemable Perpetual Preferred Stock, Series C, as of March 20, 2025; therefore, no such shares are shown in this table.
- (D) Shares that may be acquired through the exercise of stock options that currently are exercisable or will become exercisable within 60 days after March 20, 2025.
- (E) Except as otherwise indicated, we believe, based on information furnished to us, that the persons named in this table have sole voting and sole investment power with respect to all beneficially owned shares of our common stock, subject to applicable community property laws.
- (F) Phantom shares represent deferred compensation deemed invested in shares of our common stock. These phantom shares track the performance of our common stock but cannot be voted and may only be settled for cash, except for 10,972 phantom shares deferred by Mr. Mihalik and 511 phantom shares deferred by Ms. Day, in each case in connection with the vesting of certain performance-based restricted stock units, which also cannot be voted but may only be settled for shares of our common stock following separation of service from the company. All phantom shares are either fully vested or will vest within 60 days after March 20, 2025.
- (G) Although we are not required to present this total of beneficially owned shares plus phantom shares because phantom shares are not considered beneficially owned by applicable SEC rules, we believe this information provides a more complete picture of the financial stake that our directors and executive officers have in our company, which is why we include these shares when determining compliance with our share ownership guidelines.

For information regarding share ownership guidelines applicable to our directors and officers, see “Corporate Governance—Board of Directors—Director Share Ownership Guideline” and “Executive Compensation—Compensation Discussion and Analysis—Share Ownership Guidelines,” respectively.

Based on a review through March 20, 2025 of filings made under Sections 13(d) and 13(g) of the Securities Exchange Act of 1934, as amended (Exchange Act), the table below shows each person or entity known by us to be a beneficial owner of more than 5% of our common stock. Due to recent amendments to the Sections 13(d) and 13(g) reporting rules, information is presented as of various dates and, in accordance with the amended rules, should be within 1% of what is reported below as of March 20, 2025.

Name and Address of Beneficial Owner	Shares of Semptra Common Stock	Percent of Class ^(F)
The Vanguard Group ^(A) 100 Vanguard Blvd. Malvern, PA 19355	63,386,946	9.7%
BlackRock, Inc. ^(B) 50 Hudson Yards New York, NY 10001	63,318,735	9.7%
Capital International Investors, division of Capital Research and Management Company ^(C) 333 South Hope Street, 55 th Floor Los Angeles, CA 90071	56,098,217	8.6%
Wellington Management Group LLP ^(D) 280 Congress Street Boston, MA 02210	34,324,497	5.3%
State Street Corporation ^(E) State Street Financial Center 1 Congress Street, Suite 1 Boston, MA 02114	34,247,325	5.3%

- (A) The information regarding The Vanguard Group is based solely on a Schedule 13G/A filed by The Vanguard Group with the SEC on February 7, 2025 reflecting shares of our common stock beneficially owned as of January 31, 2025 (the Vanguard 13G/A). According to the Vanguard 13G/A, includes shared voting power with respect to 1,022,355 shares, sole dispositive power with respect to 60,223,256 shares and shared dispositive power with respect to 3,163,690 shares.
- (B) The information regarding BlackRock, Inc. is based solely on a Schedule 13G/A filed by BlackRock, Inc. with the SEC on January 24, 2024 reflecting shares of our common stock beneficially owned as of December 31, 2023 (the BlackRock 13G/A). According to the BlackRock 13G/A, includes sole voting power with respect to 58,054,302 shares and sole dispositive power with respect to 63,318,735 shares.
- (C) The information regarding Capital International Investors, a division of Capital Research and Management Company, as well as certain of its investment management subsidiaries and affiliates (Capital), is based solely on a Schedule 13G/A filed by Capital with the SEC on February 7, 2024 reflecting shares of our common stock beneficially owned as of December 29, 2023 (the Capital 13G/A). According to the Capital 13G/A, includes sole voting power with respect to 55,764,521 shares of our common stock and sole dispositive power with respect to 56,098,217 shares.
- (D) The information regarding Wellington Management Group LLP is based solely on a Schedule 13G filed by Wellington Management Group LLP with the SEC on November 14, 2024, reflecting shares of our common stock beneficially owned as of November 14, 2024 (the Wellington 13G). According to the Wellington 13G, includes shared voting power with respect to 32,676,680 shares and shared dispositive power with respect to 34,324,497 shares.
- (E) The information regarding State Street Corporation is based solely on a Schedule 13G/A filed by State Street Corporation with the SEC on January 30, 2024 reflecting shares of our common stock beneficially owned as of December 31, 2023 (the State Street 13G/A). According to the State Street 13G/A, includes shared voting power with respect to 21,709,425 shares and shared dispositive power with respect to 34,147,957 shares.
- (F) The percentages are calculated based on (i) the number of shares of our common stock reflected as being beneficially owned by each beneficial owner as of the date referenced in its latest filing through March 20, 2025 made under Section 13(g) of the Exchange Act as described in the other footnotes to this table, and (ii) 651,913,367 shares of our common stock outstanding as of March 20, 2025.

Proposals to be Voted On

Board of Directors Proposals

Proposals 1, 2 and 3 have been included in this proxy statement at the direction of the Board of Directors. The board recommends that you vote “FOR” each of the 11 director nominees named in this proxy statement on Proposal 1 and “FOR” each of Proposals 2 and 3.

Proposal 1: Election of Directors

Directors are elected at each annual meeting of our shareholders for terms expiring at the next annual meeting of our shareholders. The Board of Directors has nominated the following individuals to stand for election as directors at the Annual Shareholders Meeting, all of whom are currently directors:

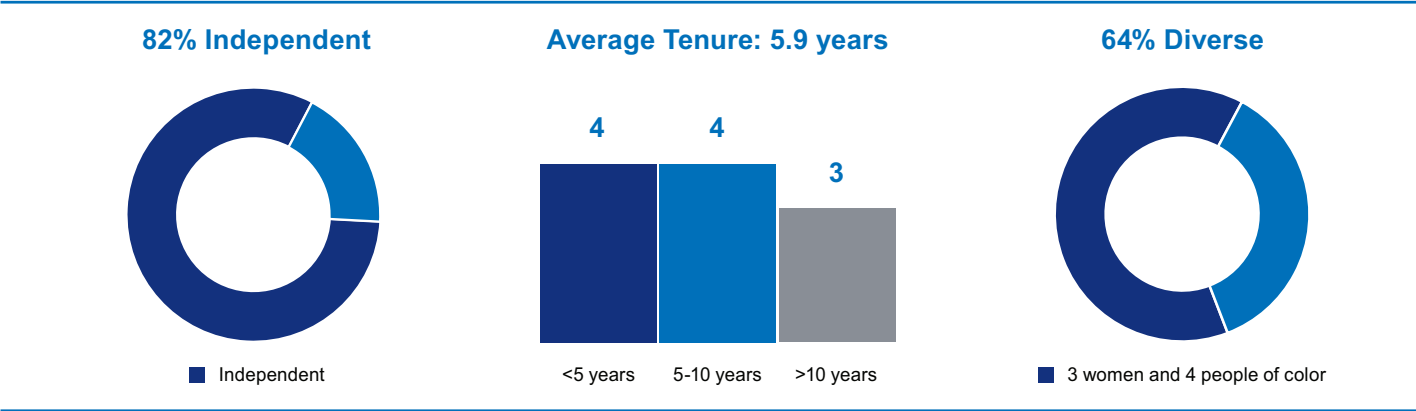
Andrés Conesa	Richard J. Mark	Kevin C. Sagara	Anya Weaving
Pablo A. Ferrero	Jeffrey W. Martin	Jack T. Taylor	James C. Yardley
Jennifer M. Kirk	Michael N. Mears	Cynthia J. Warner	

Properly executed proxies will be voted “FOR” each of these 11 nominees unless other voting instructions are provided. If any nominee should become unavailable to serve, the proxies may be voted for a substitute nominee designated by the board. In no event may the proxies be voted for more than 11 nominees.

The board has determined that, with the exception of Mr. Sagara who is a former executive officer of the company, each non-employee director nominee is an independent director under the NYSE independence standards. Information about director independence is described under “Corporate Governance—Board of Directors—Director Independence.”








Sempra has a strong track record of maintaining a varied board composition through its board refreshment process, which has enhanced the diversity of our board across many key characteristics. Of the director nominees named in this proxy statement, 82% are independent directors under NYSE independence standards; 36% have served fewer than five years, with an average tenure of 5.9 years; and 64% are women or people of color. As noted above, Sempra’s board is committed to reflecting a range of characteristics and attributes that contribute to a variety of perspectives in the board’s composition and considers this in its overall refreshment strategy.

The following summarizes the independence, tenure and diversity of our directors nominated to stand for election at the Annual Shareholders Meeting:



Our board possesses robust breadth and depth of experience and qualifications to oversee the company's multiple businesses and global operations. The following sets forth the aggregate experience, skills and qualifications of the director nominees named in this proxy statement in areas of particular importance to our businesses:

Skills and Experience

	Accounting and Finance Experience in accounting and financial matters, including the oversight of financial statements and operating results	10/11
	Corporate Governance Experience on or supporting a public company board, maintaining board and management accountability, protecting shareholder interests and observing appropriate governance practices	10/11
	Cybersecurity Experience with technology and data security systems through industry or academia	4/11
	Electric and/or Gas Utility Electric and/or gas utility experience outside of Semptra	5/11
	Energy Industry Experience in the energy industry outside of Semptra	7/11
	Government, Regulatory and Public Policy Experience in managing governmental and regulatory affairs, advancing public policy and community and public relations	8/11
	Health and Safety Experience in oversight of health and safety systems and procedures	7/11
	Human Capital Management Senior experience with human capital management, executive compensation, succession planning and human resource management and development	8/11
	Infrastructure Development Experience in the development and management or oversight of capital projects involving physical systems (e.g., transportation, water and electric systems), real estate acquisitions and construction activities	8/11
	Investment Strategy / Capital Markets Experience managing capital allocation and cash flow strategy and executing that strategy through, among other things, issuances of securities, other debt and project financing	9/11
	Risk Management Experience in oversight of risk management, or in a senior compliance or regulatory role	10/11
	Strategic Planning Experience in developing corporate strategies and long-term business plans	10/11
	Sustainability Experience in operating responsible and sustainable businesses	6/11
	Technology Leadership and oversight experience in technological trends related to clean energy, including emerging technology and/or innovative technology to advance the energy transition	5/11

Biographical information regarding each director nominee named in this proxy statement and his or her qualifications to serve as a director are set forth on this and the following pages. In each biography below, unless otherwise indicated, the year shown as the beginning of each director's tenure on the board is the year during which the director was first elected or appointed as a director of Semptra, and the age shown for each director is as of the mailing date of this proxy statement.

Andrés Conesa, Ph.D. | INDEPENDENT DIRECTOR

Chief Executive Officer, Grupo Aeroméxico, S.A.B. de C.V.



Age: 55

Director since: 2017

Board committees:

Compensation and Talent Development (Chair) | Audit | Executive

Other public boards:

Grupo Aeroméxico, S.A.B. de C.V.

Contributions

Dr. Conesa has extensive knowledge of international business activities and has been a leader in promoting sustainable business practices in the air transportation industry. His deep experience with Mexican political, regulatory and financial stakeholders as well as leading organizations through significant political, technology and market change, make him a valuable member of our board.

Experience

Dr. Conesa has been the Chief Executive Officer and a director of Grupo Aeroméxico, S.A.B. de C.V., an air transportation services company, since 2005.

Previously, Dr. Conesa held several positions in the Mexico Federal Government: from 2003 to 2005, he was Chairman of the Board of Directors of CINTRA (the holding company of Aeroméxico and Mexicana), and from 1991 to 2004, he served in various capacities at the Mexican Ministry of Finance, most recently as Deputy Undersecretary of Public Credit. He was a member of the Board of Governors of the International Air Transport Association from 2008 until 2018 and served as its Chairman during the 2015 term.

Dr. Conesa serves as the Chairman of SkyTeam, a global alliance of airlines. He is a former director of Infraestructura Energética Nova, S.A.P.I. de C.V. (IEnova), Genomma Lab International and the Mexican Stock Exchange.

Pablo A. Ferrero | INDEPENDENT DIRECTOR

Independent Energy Consultant



Age: 62

Director since: 2013

Board committees:

Safety, Sustainability and Technology (Chair) | Corporate Governance | Executive

Other public boards:

None

Contributions

Mr. Ferrero has extensive executive and board experience in the global energy industry. He has a deep understanding of the energy industry and in particular international energy operations, utility practice and procedure and sustainable development, including clean energy technologies, finance and energy policy. This understanding of international energy operations coupled with his long tenure in roles through the energy industry value chain, make him a valuable member of our board.

Experience

Mr. Ferrero is an independent energy consultant and has served as executive director at MSU Energy, a private power generation company in Argentina, since 2017.

From 2006 to 2011, Mr. Ferrero served as Executive Vice President for the Southern Cone at AEI Energy, a power generation and distribution and gas transmission and distribution company. From 2004 to 2006, he was the Chief Executive Officer of Transportadora de Gas del Sur S.A. Prior to that, he served in several executive functions at Perez Companc. He is a former director of Metrogas, Pampa Energía, RDA Renting, S.A., Petrobras Energía, EDESA Holding, Emgasud, Servicios Petroleros Argentina, Refinor, Oldelval, Termap, Chilquinta Energía (Chile), Luz del Sur (Peru), Petrolera Andina (Bolivia) and Promigas (Colombia). He was Chairman of the Board of Directors of TGS, Transener, Emdersa and EDEN.

Mr. Ferrero served as a member of the Board of Directors of the Argentine Business Council for Sustainable Development, a partner organization to the World Business Council for Sustainable Development, from 2004 to 2006. He is a director of Casaclub Foundation.

Jennifer M. Kirk | INDEPENDENT DIRECTOR

Senior Vice President, Global Controller and Chief Accounting Officer, Medtronic, Inc.

Age: 50

Director since: 2024

Board committees:

Audit | Safety, Sustainability and Technology

Other public boards:

Republic Services, Inc.



Contributions

Ms. Kirk has extensive experience with financial, capital markets and public accounting matters as well as an established track record as an executive in the energy industry. Her experience with financial, capital markets and public accounting matters, together with her executive experience in the energy industry, make her a valuable addition to our board.

Experience

Ms. Kirk has been Senior Vice President, Global Controller and Chief Accounting Officer for Medtronic, Inc., a healthcare technology company and subsidiary of Medtronic plc, since 2021. Prior to joining Medtronic, she held the position of Senior Vice President, Integration and Value Capture at Occidental Petroleum Corporation, an oil and gas company with upstream, midstream and chemical manufacturing operations, where she worked for more than 20 years in various roles of increasing responsibility, including Vice President and Chief Accounting Officer and Controller and Oil and Gas Divisional CFO.

Ms. Kirk is a director for Healing with Horseplay and a former director for both the Boys and Girls Club—Houston Chapter and the Juvenile Diabetes Research Foundation—Minnesota Chapter.

Ms. Kirk is a director of Republic Services, Inc. and a former director of Western Midstream Partners LP.

Richard J. Mark | INDEPENDENT DIRECTOR

Retired, Chairman and President, Ameren Illinois Company

Age: 69

Director since: 2023

Board committees:

Audit | Compensation and Talent Development

Other public boards:

Tenet Healthcare Corporation



Contributions

Mr. Mark brings extensive experience and leadership in the regulated electric and gas utilities industry. This industry leadership experience makes him a valuable member of our board.

Experience

Mr. Mark served as Chairman and President of Ameren Illinois Company, an electric and gas regulated utility and wholly owned subsidiary of Ameren Corporation, from 2012 until 2022.

Mr. Mark joined Ameren in 2002 as Vice President of Customer Services and held a series of increasingly responsible management positions, including Senior Vice President, Customer Operations of Ameren Missouri where he oversaw electric and gas operations. Prior to joining Ameren, Mr. Mark was with Ancilla Systems Inc. where he served as President and Chief Executive Officer of St. Mary's Hospital in East St. Louis, Illinois.

Mr. Mark is an NACD Board Leadership Fellow and a director of the Abraham Lincoln Presidential Library Foundation.

Mr. Mark is a director of Tenet Healthcare Corporation and a former director of Ameren Illinois Company.

Jeffrey W. Martin | CHAIRMAN OF THE BOARD

Chief Executive Officer and President, Semptra

Age: 63


Director since: 2018

Board committees:

Executive (Chair)

Other public boards:

Oncor Electric Delivery Company LLC (Oncor)



Contributions

Mr. Martin, in his position as Chairman and Chief Executive Officer of Semptra, oversees the management of all aspects of our businesses and leads the overall governance activities of the Board of Directors. His performance and leadership in previous senior executive positions at Semptra, his experience as an employee of the company and its subsidiaries for more than 20 years, and his broad understanding of finance, law and the energy industry, including renewables, emerging technologies and global energy policy, make him a valuable member and leader of our board.

Experience

Mr. Martin has served as a director and as the Chairman and Chief Executive Officer of Semptra since 2018, and since 2020 he also has served as Semptra's President.

Previously, Mr. Martin served as Executive Vice President and Chief Financial Officer of the company from 2017 to 2018. Prior to that, he served as the Chief Executive Officer and a director at SDG&E beginning in 2014 and was appointed as President and Chairman in 2015, serving in each of these offices through 2016. From 2010 to 2013, Mr. Martin served as Chief Executive Officer and President of Semptra U.S. Gas & Power (USGP), a previous business unit of the company, and USGP's predecessor organization, Semptra Generation. Earlier, he served as Vice President of Investor Relations for Semptra.

Prior to joining the company in 2004, Mr. Martin was Chief Financial Officer of NewEnergy, Inc. He also formerly served as corporate counsel at Unisource Energy Corporation and was an attorney at the law firm of Snell & Wilmer, LLP. Mr. Martin currently serves as a director of Oncor, which Semptra indirectly owns at the 80.25% level.

Mr. Martin serves on the board of directors of the American Petroleum Institute. He also is a governor of the Oil and Gas community and Electricity community for the World Economic Forum, and represents Semptra as part of the International Business Council of the World Economic Forum. He previously served on the boards of directors of SoCalGas, IEnova, the Edison Electric Institute, Business Roundtable, California Chamber of Commerce, San Diego Regional Chamber of Commerce and National Association of Manufacturers and on the board of trustees of the University of San Diego.

Michael N. Mears | INDEPENDENT DIRECTOR

Retired, Chairman, President and Chief Executive Officer, Magellan Midstream Partners, L.P.

Age: 62


Director since: 2018

Board committees:

Corporate Governance (Chair) | Compensation and Talent Development | Executive

Other public boards:

Devon Energy Corporation



Contributions

Mr. Mears possesses extensive executive and public company board and energy industry experience, including in midstream investments and operations. His commercial and operational expertise in the context of global energy markets and the energy transition make him a valuable member of our board.

Experience

Mr. Mears served as Chairman, President and Chief Executive Officer of Magellan Midstream Partners, L.P., which transports, stores and distributes petroleum and petroleum products, from 2011 to 2022. From 2008 through 2011, he served as Chief Operating Officer of Magellan. Mr. Mears was a Senior Vice President of Magellan GP, LLC, general partner of Magellan, from 2007 through 2008 and a Vice President from 2004 to 2007.

Prior to joining Magellan in 2004, he served as a Vice President of Subsidiaries of The Williams Companies, Inc. from 1996 to 2004. Mr. Mears also worked in various management positions with Williams Pipeline Company (now known as Magellan Pipeline Company, L.P.) since joining Williams in 1985.

Mr. Mears is a director of Devon Energy Corporation. He served as a member of the board of directors of the Association of Oil Pipelines from 2003 until 2022.

Kevin C. Sagara | DIRECTOR

Retired, Executive Vice President and Group President, Sempra



Age: 63

Director since: 2025

Board committees:

Safety, Sustainability and Technology

Other public boards:

None

Contributions

Mr. Sagara's 30 years of experience in the energy sector and his demonstrated leadership and experience in both regulated utility and non-regulated energy infrastructure operations, including in safety, regulatory affairs, legal and governance, bring valuable insights to our board.

Experience

Mr. Sagara served as Executive Vice President and Group President for Sempra from 2020 until his retirement in 2023. While in that role, he also served as Non-Executive Chairman and director of both SoCalGas and SDG&E. Prior to that, he was the executive Chairman and Chief Executive Officer and a director of SDG&E from 2018 to 2020. Mr. Sagara served as President of Sempra Renewables, LLC from 2013 to 2018, and held other senior-level positions during his decades-long career with the Sempra family of companies.

As a corporate attorney, Mr. Sagara played a key role in the formation of Sempra in 1998.

Jack T. Taylor | INDEPENDENT DIRECTOR

Retired, Chief Operating Officer—Americas and Executive Vice Chair of U.S. Operations, KPMG LLP



Age: 73

Director since: 2013

Board committees:

Audit (Chair) | Compensation and Talent Development | Executive

Other public boards:

Genesis Energy LP and Murphy USA Inc.

Contributions

Mr. Taylor has extensive experience with financial, capital markets and public accounting issues as well as a deep knowledge of the energy industry, including global energy markets and the clean energy sector. His experience with financial, capital markets and public accounting issues, together with his executive experience and knowledge of the energy industry, makes him a valuable member of our board.

Experience

Mr. Taylor was the Chief Operating Officer—Americas and Executive Vice Chair of U.S. Operations for KPMG LLP from 2005 to 2010. Mr. Taylor sponsored formation of the KPMG Diversity Advisory Board in 2007 and served as its Chair until his retirement in 2010. From 2001 to 2005, he served as the Vice Chairman of U.S. Audit and Risk Advisory Services for KPMG.

He spent over 35 years as a public accountant at KPMG, many of which he worked in a leadership capacity.

Mr. Taylor is an NACD Board Leadership Fellow.

Mr. Taylor is a director of Genesis Energy LP and Murphy USA Inc.

Cynthia J. Warner | LEAD INDEPENDENT DIRECTOR

Retired, President and Chief Executive Officer, Renewable Energy Group, Inc.



Age: 66

Director since: 2019

Board committees:

Corporate Governance | Safety, Sustainability and Technology | Executive

Other public boards:

Bloom Energy and Chevron Corporation

Contributions

Ms. Warner brings extensive experience and leadership in the global energy transition, particularly with respect to clean and renewable energy, as well as experience with carbon credits, offsets and other clean energy strategies. Her service as an advisor on key government policy task forces has deepened her expertise on these matters in a state and federal regulatory context. This industry leadership experience makes her a valuable member of our board.

Experience

Ms. Warner served as President and Chief Executive Officer of Renewable Energy Group, Inc. (REGI), an advanced biofuel producer, from January 2019 until its acquisition by Chevron Corporation in May 2022.

Ms. Warner is a senior operating partner at GVP Climate, LP, an active investor in early stage clean technology climate solutions. She previously served as Executive Vice President of Operations for Andeavor (formerly Tesoro Corporation), a refiner and marketer of petroleum products, from 2016 until 2018, when Andeavor was acquired by Marathon Petroleum Corp. Prior to that, she served as Andeavor's Executive Vice President of Strategy and Business Development from 2014 to 2016.

Ms. Warner previously served as Chairman and Chief Executive Officer of Sapphire Energy, Inc. after a 25-year career at BP and Amoco, Inc. (prior to its acquisition by BP).

Ms. Warner is a member of the Vanderbilt University Board of Trust, the Board of Visitors for the Vanderbilt University School of Engineering, and the Executive Committee for the Board of Advisors of the Center for Global Energy Policy at Columbia University, and is a Trustee for the University of the Incarnate Word. Ms. Warner previously served on President Obama's Renewable Energy Task Force and currently serves on the Iowa Governor's Carbon Sequestration Task Force. She is also a member of the National Petroleum Council.

Ms. Warner is a director of Bloom Energy and Chevron Corporation and is a former director of REGI and IDEX Corporation. She serves as our Lead Independent Director.

Anya Weaving | INDEPENDENT DIRECTOR

Retired, Vice Chair and Managing Director, Global Natural Resources, Investment Banking, Bank of America Merrill Lynch



Age: 48

Director since: 2025

Board committees:

Audit | Compensation and Talent Development

Other public boards:

APA Corporation

Contributions

Ms. Weaving's extensive investment banking experience advising companies in the energy sector on strategy, mergers and acquisitions and capital markets transactions, combined with her previous role as chief financial officer and broad international experience, make her a valuable addition to our board.

Experience

Ms. Weaving was Vice Chair and Managing Director, Global Natural Resources, Investment Banking for Bank of America Merrill Lynch from 2017 to 2022. Prior to that, she was Chief Financial Officer for SOCO International plc, a U.K. oil and gas exploration and production company, from 2014 to 2015. From 2005 to 2014, Ms. Weaving held various roles at Bank of America Merrill Lynch, including Head of European Oil and Gas M&A and Managing Director, Mergers & Acquisitions.

Ms. Weaving is a board trustee of the Musical Arts Association, a nonprofit organization that oversees the Cleveland Orchestra.

Ms. Weaving is a director of APA Corporation.

James C. Yardley | INDEPENDENT DIRECTOR

Retired, Executive Vice President, El Paso Corporation



Age: 73

Director since: 2013

Board committees:

Corporate Governance | Safety, Sustainability and Technology

Other public boards:

None

Contributions

Mr. Yardley has extensive executive and public company board experience in the energy industry, including natural gas and in particular the midstream portion of that industry. This specialized energy industry experience, together with Mr. Yardley's executive and public company board experience, make him a valuable member of our board.

Experience

Mr. Yardley was Executive Vice President of El Paso Corporation, a natural gas pipeline company and oil and gas producer, and President of its Pipeline Group from 2006 through 2012. Mr. Yardley was also the President and Chief Executive Officer of El Paso Pipeline GP Company LLC, the general partner of El Paso Pipeline Partners, L.P., a master limited partnership that owned and operated interstate natural gas transportation pipelines, storage and other midstream assets, from 2007 through 2012.

From 1998 through 2006, he was the President of Southern Natural Gas Company, previously a unit of El Paso Corporation and now a unit held jointly by Kinder Morgan Inc. and The Southern Company.

Mr. Yardley is a former director of El Paso Pipeline GP Company LLC, and Scorpion Offshore Ltd.

Proposal to be Voted on, Board Recommendation and Vote Required

We are asking our shareholders to vote to elect each of the 11 nominees named in this proxy statement as a director of our company. We have not received notice of any additional candidates to be nominated to stand for election as directors at the Annual Shareholders Meeting and the deadline for notice of the nomination of additional candidates has passed. Consequently, the election of directors will be an uncontested election and our bylaw provisions providing for majority voting in uncontested elections will apply. Under these provisions, to be elected as a director, a nominee must receive votes "FOR" his or her election constituting a majority of the shares represented and voting at the Annual Shareholders Meeting at which a quorum is present, and the approving majority also must represent more than 25% of our outstanding shares. If a nominee who currently is serving as a director does not receive sufficient "FOR" votes to be reelected, the director will cease to be a director not later than 90 days following the certification of the election results, and the resulting vacancy on the board may be filled by the remaining directors. If a nominee receives sufficient "FOR" votes, he or she will be reelected to serve until our next annual shareholders meeting and until his or her successor has been elected and qualified or until his or her earlier resignation or removal.

The Board of Directors recommends that you vote "FOR" each of the 11 nominees named in this proxy statement for election to the board on Proposal 1.

Proposal 2: Ratification of Appointment of Independent Registered Public Accounting Firm

The Audit Committee of the Board of Directors has retained Deloitte & Touche LLP as the independent registered public accounting firm to audit our financial statements and the effectiveness of our internal control over financial reporting for 2025. Deloitte & Touche LLP has served as our independent registered public accounting firm continuously since our inception in 1998. Deloitte & Touche LLP or its predecessors also have served as the independent registered public accounting firm of SDG&E and SoCalGas or their parent companies continuously since 1935 and 1937, respectively. Representatives of Deloitte & Touche LLP are expected to attend the Annual Shareholders Meeting, will have the opportunity to make a statement if they desire to do so and are expected to be available to respond to appropriate questions from shareholders.

The following table shows fees paid to Deloitte & Touche LLP for services provided to Sempra in 2024 and 2023:

(Dollars in Thousands)	2024		2023	
	Fees	% of Total	Fees	% of Total
Audit fees				
Consolidated financial statements, internal controls audits and subsidiary audits	\$ 11,708		\$ 11,808	
Regulatory filings and related services	\$ 798		\$ 513	
Total audit fees	\$12,506	81%	\$12,321	81%
Audit-related fees				
Employee benefit plan audits	\$ 565		\$ 545	
Other audit-related services ^(A)	\$ 2,101		\$ 1,643	
Total audit-related fees	\$ 2,666	17%	\$ 2,188	14%
Tax fees^(B)	\$ 299	2%	\$ 668	5%
All other fees^(C)	\$ 40	—	\$ 59	—
Total fees	\$15,511	100%	\$15,236	100%

(A) Other audit-related services primarily relate to statutory audits and agreed upon procedures.

(B) Tax fees relate to tax consulting and compliance services.

(C) All other fees relate to training and conferences.

The Audit Committee is directly responsible for the appointment, compensation, retention and oversight, including the oversight of the audit fee negotiations, of our independent registered public accounting firm. Except where pre-approval is not required by SEC rules, the committee pre-approves all audit, audit-related and permissible non-audit services provided by Deloitte & Touche LLP for Sempra and its subsidiaries, including all services provided by Deloitte & Touche LLP for Sempra in 2024 and 2023. The committee's pre-approval policies and procedures provide for the general pre-approval of specific types of services and give detailed guidance to management as to the services that are eligible for general pre-approval, and they require specific pre-approval of all other permitted services. For both types of pre-approval, the committee considers whether the services to be provided are consistent with maintaining the firm's independence. The committee's policies and procedures also delegate authority to the Chair of the committee to address any requests for pre-approval of services between committee meetings, with any pre-approval decisions to be reported to the committee at its next scheduled meeting.

The Audit Committee regularly meets in executive session with only committee members present and with Deloitte & Touche LLP's lead audit partner present, in each case without members of management present. This provides an opportunity for the Audit Committee to assess Deloitte & Touche LLP's effectiveness and independence for determining reappointment as well as consideration of rotating audit firms. The Audit Committee considers various factors in determining whether to reappoint Deloitte & Touche LLP, including the firm's level and quality of service and professional integrity and objectivity in executing audits; professional qualifications; understanding of our businesses and industry; capability and expertise in handling the breadth and complexity of our businesses; and independence policies and processes for maintaining independence. The committee also considers external data such as peer reviews and recent Public Company Accounting Oversight Board reports on the firm, as well as the firm's tenure in serving as our independent registered public accounting firm. Although auditor tenure is one data point to be considered, the Public Company Accounting Oversight Board has acknowledged that there is no conclusive linkage between tenure and audit quality. Deloitte & Touche LLP's tenure as our independent registered public accounting firm has allowed it to gain institutional knowledge and a deep understanding of our businesses, accounting policies, and internal control over financial reporting, which the Audit Committee considers beneficial. In addition, the Audit Committee and its Chair are directly involved in the selection of the new lead audit partner in connection with the mandated five-year rotation of the audit firm's lead audit partner, which most recently occurred in 2024 and is expected to occur again in or before 2029.

Proposal to be Voted On, Board Recommendation and Vote Required

We are asking our shareholders to ratify the appointment of Deloitte & Touche LLP as our independent registered public accounting firm for 2025. Ratification would be advisory only, but the Audit Committee may reconsider the appointment if it is not ratified. The members of the Audit Committee and the Board of Directors believe the continued retention of Deloitte & Touche LLP as our independent registered public accounting firm is in the best interests of our company and our shareholders. Ratification requires the receipt of “FOR” votes constituting a majority of the shares represented and voting at the Annual Shareholders Meeting at which a quorum is present, and the approving majority also must represent more than 25% of our outstanding shares.

The Board of Directors recommends that you vote “FOR” Proposal 2.

Proposal 3: Advisory Approval of Our Executive Compensation

Pursuant to Section 14A of the Exchange Act, we are asking our shareholders to approve, on an advisory basis, a resolution on the compensation of the named executive officers as reported in this proxy statement. This proposal, commonly known as a “say-on-pay” proposal, gives our shareholders the opportunity to express their views on our 2024 executive compensation program. We currently provide our shareholders the opportunity to vote on a say-on-pay proposal every year, and as a result, the next vote on a say-on-pay proposal following the Annual Shareholders Meeting is expected to occur at our 2026 annual shareholders meeting.

Proposal to be Voted on, Board Recommendation and Vote Required

We are asking our shareholders to indicate their support for the compensation of our named executive officers as described in this proxy statement by voting in favor of the following resolution:

“RESOLVED, that, as an advisory matter, the shareholders of Sempra approve the compensation paid to the company’s named executive officers as disclosed in the company’s 2025 proxy statement pursuant to Item 402 of Regulation S-K promulgated by the U.S. Securities and Exchange Commission, including the Compensation Discussion and Analysis, compensation tables and narrative discussion.”

Approval requires the receipt of “FOR” votes constituting a majority of the shares represented and voting at the Annual Shareholders Meeting at which a quorum is present, and the approving majority also must represent more than 25% of our outstanding shares.

Even though this say-on-pay vote is advisory and will not be binding on the company, the Compensation and Talent Development Committee and the Board of Directors value the opinions of our shareholders. Accordingly, to the extent there is a significant vote against the compensation of our named executive officers, we will consider our shareholders’ concerns, and the Compensation and Talent Development Committee will evaluate and determine what actions may be necessary or appropriate to address those concerns when making future executive compensation decisions. However, shareholders should note that this advisory vote on executive compensation occurs well after the beginning of the current compensation year. In addition, the different elements of our executive compensation programs are designed to operate in an integrated manner and to complement one another. Therefore, in many cases, it may not be appropriate or feasible to change our executive compensation programs in consideration of any one year’s advisory vote on executive compensation by the time of the following year’s annual meeting of shareholders.

The Board of Directors recommends that you vote “FOR” Proposal 3.

Executive Compensation

Compensation Discussion and Analysis

Executive Summary

In this Compensation Discussion and Analysis, we:

- Outline our compensation philosophy and program goals
- Discuss how the Compensation and Talent Development Committee determines executive pay
- Describe each element of executive pay, including base salaries, short-term and long-term incentives and executive benefits
- Describe the rationale for each element of executive pay in the context of our compensation philosophy and program goals

Section	Page
Executive Summary	37
Business Overview and Strategy	38
Long-Term Growth	38
Strategic Performance Highlights	40
Shareholder Engagement	41
2024 Compensation Program Overview	42
Target Compensation Summary	44
Pay-for-Performance Alignment	44
Rigor of Incentive Targets	45
Compensation Governance	47
Compensation Philosophy and Program Goals	47
Labor Market Reviews	48
Compensation Components	51
Base Salaries	51
Performance-Based Annual Bonuses	51
Long-Term Equity-Based Incentives	55
Benefit Plans	59
Severance and Change in Control Arrangements	61
Compensation and Talent Development Committee Roles and Responsibilities	62
Management's Role	63
Managing Risk in Compensation Plans	64
Equity Award Timing Practices	65
Share Ownership Guidelines	65
Impact of Regulatory Requirements	66

This Compensation Discussion and Analysis focuses on the compensation of the following individuals, who we collectively refer to as our named executive officers:

Named Executive Officer	Title as of December 31, 2024
Jeffrey W. Martin	Chairman, Chief Executive Officer and President
Karen L. Sedgwick	Executive Vice President and Chief Financial Officer
Justin C. Bird	Executive Vice President
Diana L. Day	Chief Legal Counsel
Trevor I. Mihalik ⁽¹⁾	Executive Vice President and Group President, California

Table 1

(1) Mr. Mihalik retired effective January 1, 2025.

Business Overview and Strategy

Sempra's management team has set a clear mission to be North America's premier energy infrastructure company. In alignment with our mission, we have:

- Simplified our business model in order to improve execution, build scale and deliver improved financial results
- Continued to strategically invest in transmission and distribution infrastructure, which is the portion of the energy value chain where we believe there is an attractive risk/reward profile for our owners
- Positioned our three integrated growth platforms in highly attractive and contiguous markets in North America to better serve tens of millions of consumers in both the United States and abroad to help enable the energy transition

Our investments are focused on opportunities across our platforms that are backed by regulated returns or long-term contracts, which improves our earnings visibility and helps mitigate the risk profile of our businesses.

While the majority of our operations are focused on regulated utilities, including our Sempra Texas platform where Oncor is experiencing strong market growth and our dual-utility Sempra California platform advancing investments in safety and reliability, we also have a strong non-utility infrastructure business. Our Sempra Infrastructure platform, which develops infrastructure projects in North America across three business lines—LNG, Energy Networks and Low-Carbon Solutions—has a portfolio of LNG opportunities strategically located in the Pacific and Gulf coasts of North America. We therefore evaluate our performance against both the S&P 500 Utilities Index and the broader market, including the S&P 500 Index. Our labor market for senior management talent also extends beyond the utility industry, as discussed under “Labor Market Reviews.”

We strive to deliver solid growth across our businesses, which we believe should provide us with a broad spectrum of opportunities to deploy capital on attractive terms. Further, we remain focused on delivering shareholder value by growing earnings and prioritizing the return of capital to shareholders.

Long-Term Growth

Our 2024 achievements build on our strong long-term financial performance, which has contributed to our robust long-term growth and shareholder value creation. We have a long track record of returning value to shareholders:

- **Strong Dividend Growth:** The CAGR of our common stock dividend exceeded the median CAGR for companies in the S&P 500 Utilities Index over the past 10 and 20 years.
- **15 Consecutive Years of Dividend Increases:** From 2010 to 2024, we increased our annual dividend from \$0.78 to \$2.48 per common share. The Board of Directors raised the dividend for the fifteenth consecutive year in 2025, increasing the dividend to \$2.58 per common share on an annualized basis, and continues to target a competitive and sustainable dividend growth rate.

In addition, our market capitalization more than doubled over the past 10 years, from \$27 billion at the end of 2014 to \$56 billion at the end of 2024. Our total shareholder return for the three-year period ended December 31, 2024 far outpaced the return of the S&P 500 Utilities Index and more than tripled the returns of the S&P 500 and S&P 500 Utilities Indices since the beginning of this century (from December 31, 1999 through December 31, 2024).

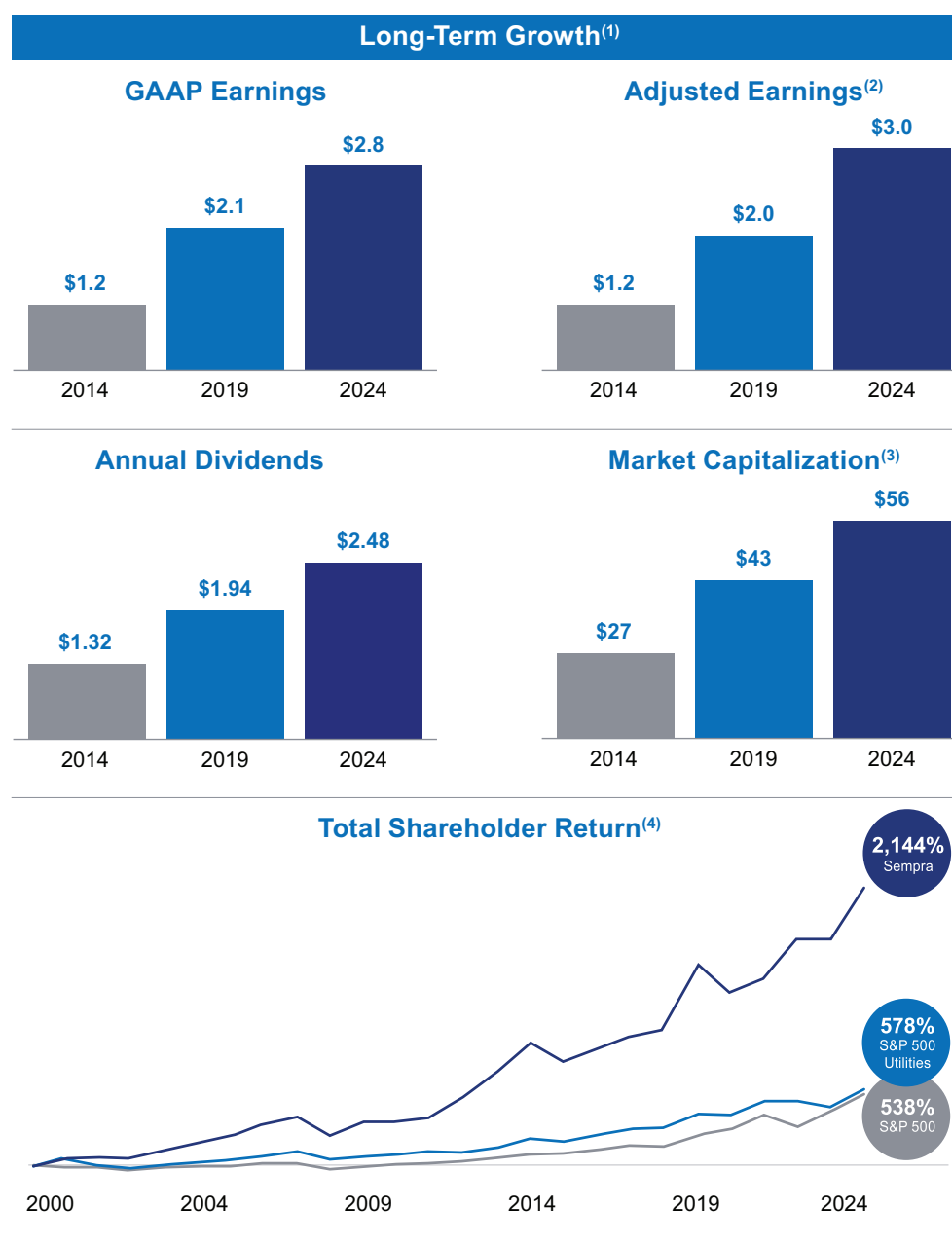















Figure 1

- (1) As of or for the years ended December 31, 2014, 2019 and 2024, as the context requires. Dollars in billions, except annual dividends.
- (2) Adjusted Earnings is a non-GAAP financial measure. Adjusted Earnings for the years ended December 31, 2014 and 2019 have been updated from their original presentation to exclude additional items to conform to the presentation for the year ended December 31, 2024. For a reconciliation of GAAP Earnings to Adjusted Earnings, see Appendix A to this proxy statement.
- (3) For periods ended December 31, 2024.
- (4) Reflects total shareholder return from December 31, 1999 through December 31, 2024, based on data from Bloomberg and assuming reinvestment of all dividends.

Strategic Performance Highlights

Key strategic and operational accomplishments in 2024 and 2025 to date are highlighted below:

Sempra		
 <p>Sempra increased its five-year capital plan in 2025 by 16% to \$56 billion with more than 90% focused on regulated utilities⁽¹⁾</p>	 <p>Sempra's three-year total shareholder return of 46% significantly outpaced the 16% total shareholder return of the S&P 500 Utilities Index⁽²⁾</p>	 <p>Sempra returned \$8.4 billion of total capital to shareholders through dividends and share repurchases from 2020 through 2024⁽³⁾</p>
Sempra Texas ⁽⁴⁾	Sempra California	Sempra Infrastructure
 <p>Oncor built, rebuilt or upgraded nearly 4,300 miles of transmission and distribution (T+D) lines in 2024</p>	 <p>SDG&E and SoCalGas received final decisions in their 2024 General Rate Cases, providing earnings visibility through 2027</p>	 <p>Sempra Infrastructure maintained strong production levels at the Cameron LNG Phase 1 facility, with 895 cargoes loaded since production began⁽²⁾</p>
 <p>Oncor deployed \$4.7 billion of capital in 2024 centered on providing safer, more reliable and cleaner electric T+D service to customers</p>	 <p>Aliso Canyon, SoCalGas' largest natural gas storage facility, determined by regulators to be currently necessary for natural gas + electric reliability + affordability⁽⁵⁾</p>	 <p>Sempra Infrastructure made progress on construction and development of liquefied natural gas (LNG) projects⁽⁶⁾</p>
<p>The Public Utility Commission of Texas approved Oncor's System Resiliency Plan, which includes nearly \$3 billion of capital expenditures and over \$500 million in operation and maintenance expenses designed to reduce risk</p>	 <p>SDG&E experienced a peak demand record of 5 gigawatts in September 2024, surpassing previous record from 2014</p>	<ul style="list-style-type: none"> • ECA LNG Phase 1: Under construction, expected to commence commercial operations in spring 2026 • Port Arthur LNG Phase 1: Under construction, Train 1 and Train 2 expected to commence commercial operations in 2027 and 2028, respectively • Port Arthur LNG Phase 2: In development, announced non-binding heads of agreement with Aramco for equity + offtake⁽⁶⁾⁽⁷⁾
 <p>Oncor set company annual records for new and active generation and retail transmission interconnection requests in 2024, with 27% and 28% increases over 2023, respectively</p>	 <p>SDG&E opened a new Wildfire and Climate Resilience Center to serve as a hub for research, development and implementation of innovative solutions</p>	 <p>Sempra Infrastructure reached a positive final investment decision and started construction of the Cimarron wind project, the third phase of the Energia Sierra Juarez wind complex, totaling approximately 320 megawatts of wind capacity⁽⁶⁾</p>

- (1) Refers to the increase from our 2024-2028 capital plan to our 2025-2029 capital plan, which includes Sempra's proportionate ownership interest in projected capital expenditures at unconsolidated entities, while excluding Sempra's projected capital contributions to those entities, and excludes noncontrolling interest's proportionate ownership interest in projected capital expenditures at Sempra and at unconsolidated entities. Sempra's capital plan is based on a number of assumptions, the failure of which to be accurate could materially impact Sempra's actual capital expenditures.
- (2) As of or for the period ended December 31, 2024, as the context requires.
- (3) Based on \$1.25 billion of share repurchases and \$7.1 billion of common stock dividends declared from 2020 through 2024. These repurchases and dividends were partially offset by our \$1.3 billion equity offering in November 2023 and our \$271 million equity offering under our \$3.0 billion at-the-market offering program in November and December 2024.
- (4) All financial and operating metrics represent 100% of Oncor's 2024 year-end results.
- (5) Reflects one of several findings in a December 19, 2024 decision by SoCalGas' primary regulator, the California Public Utilities Commission (CPUC). The determination is subject to future CPUC biennial reviews and potential additional proceedings.
- (6) The ability to complete major construction and development projects is subject to a number of risks and uncertainties.
- (7) The arrangement, which is for 5 million tons per annum of LNG offtake and 25% participation in the project-level equity, does not commit any party to enter into definitive agreements or otherwise participate in the applicable project, and the ultimate participation by the parties remains subject to negotiation and finalization of definitive agreements, among other factors.

Shareholder Engagement

Incorporating shareholder feedback into the decision-making process is a critical component of our compensation program and our overall corporate governance philosophy. Our board and management have a long-standing commitment to engaging our shareholders and listening to their perspectives on, among other matters, key performance, governance and compensation matters. With respect to compensation matters, we engage extensively with shareholders to gather feedback on our current compensation program and potential changes to the program the Compensation and Talent Development Committee may be considering. Our Lead Independent Director, who also served on the Compensation and Talent Development Committee from 2019 through 2023, participates in these shareholder engagement efforts, including attending many of the meetings with our shareholders, to strengthen the communication of shareholder feedback directly to the board.

During the shareholder engagement cycle beginning in spring 2024 and continuing through January 2025, which was in addition to our normal investor relations outreach, we reached out to shareholders representing approximately 62% of our total outstanding shares of common stock and held telephonic or videoconference meetings with shareholders representing approximately 56% of our total outstanding shares of common stock (a significant portion of our institutional share ownership). During these meetings, we reviewed our executive compensation program and a variety of other topics as discussed under “Corporate Governance—Board of Directors—Robust Engagement Program” above, gathered shareholder feedback on our program and gained insight into their views and priorities with respect to these matters.

The Compensation and Talent Development Committee considered insights gained during our shareholder engagement meetings when they incorporated the Sustainability Measures into the performance-based annual bonus plan in 2021 and when they continued to enhance these measures in subsequent years. During our 2024-2025 shareholder engagement cycle, shareholder feedback on our executive compensation program was generally supportive of our executive compensation program design and the quantum of pay. Key themes of these discussions and updates to our compensation program that were based, in part, on shareholder feedback are discussed below:

Key Themes		Shareholder Feedback
Annual Bonus Plan		<ul style="list-style-type: none"> Feedback on the company's financial performance and the 80% weighting for the ABP Earnings measure was generally positive and shareholders generally supported our annual bonus plan performance measures and their weightings. Sustainability, employee engagement and culture, and safety were key discussion topics and shareholders generally supported including these measures in our annual bonus plan and the use of an evaluation framework (see Table 10) to determine performance results.
Long-Term Incentive Plan		<ul style="list-style-type: none"> Shareholders generally supported our annual LTIP award design and our emphasis on performance-based equity. Shareholders generally supported our use of relative performance measures. Minor design changes based, in part, on shareholder feedback are discussed below.
Compensation Peer Group		<ul style="list-style-type: none"> Shareholders were generally supportive of including both general industry and utilities industry companies in the compensation peer groups, reflecting the labor market from which the company recruits executive talent for corporate roles. Some shareholders provided feedback about the large number of companies included in the Compensation and Talent Development Committee's annual labor market review. Changes to the compensation peer group methodology, which are based, in part, on shareholder feedback, are discussed below.

Compensation Program Updates	Prior	2024 Updates
LTIP Award Design: Performance-based Restricted Stock Units with a Total Shareholder Return Performance Measure	Total shareholder return-based component was weighted 50% based on performance relative to the S&P 500 Utilities Index and 50% based on performance relative to the S&P 500 Index.	Total shareholder return-based component was weighted 70% based on performance relative to the S&P 500 Utilities Index and 30% based on performance relative to the S&P 500 Index. This weighting more closely aligns with the proportion of Sempra's earnings from regulated utilities and non-utility businesses.
LTIP Award Design: Performance-based Restricted Stock Units with an Earnings Per Share Growth Performance Measure	Payout scale was based on forward analyst consensus estimates for the S&P 500 Utilities peers (with the target payout based on the 50th percentile of the analyst consensus estimates and the threshold and maximum payout levels based on the 25th and 90th percentiles, respectively).	Payout scale is based on the percentile ranking of Sempra's three-year adjusted EPS CAGR relative to the actual adjusted EPS CAGRs of our S&P 500 Utilities Index peers (with the threshold, target, and maximum payout for performance remaining the same). This construct measures our performance relative to the actual performance of the S&P 500 Utilities peers rather than expected peer performance based on forward analyst consensus estimates.
Compensation Peer Group	Labor market review consisted of two peer groups, a general industry peer group comprised of companies within a targeted revenue range and a utilities peer group comprised of the S&P 500 Utilities. The Fall 2022 labor market review, which informed 2023 compensation decisions and outcomes, included over 200 companies.	The Compensation and Talent Development Committee adopted a simpler, more transparent approach in its Fall 2023 labor market review that informed 2024 compensation outcomes. This approach used a single 28-company peer group composed of general industry, utilities industry and energy industry companies. For additional information, see “Labor Market Reviews” below.

Table 2

Our shareholders presently have the opportunity to cast an advisory vote on our executive compensation, or a “say-on-pay” vote, once every year at our annual shareholders meetings. Based on discussions with shareholders during our 2024-2025 shareholder engagement cycle and the 93% approval of our executive compensation in the most recent say-on-pay vote, the Compensation and Talent Development Committee believes this approval generally affirms our shareholders’ support for our approach to executive compensation and therefore did not significantly alter our policies or practices for 2024, except with respect to the shareholder-informed updates to certain specific elements of our compensation program described above.

2024 Compensation Program Overview

Our executive compensation program is designed to attract, motivate and retain key executive talent and promote strong, sustainable long-term performance. The three components of total direct compensation delivered in our program are: (1) base salary; (2) performance-based annual bonus; and (3) long-term equity-based incentives. We place an emphasis on variable performance-based pay, with each component designed to promote value creation and alignment of our management team’s compensation with our long-term strategic objectives.

Type	Component	Form	Key Characteristics
Fixed	Base Salary	Cash	<ul style="list-style-type: none"> Base salary is targeted to generally align to the median of our compensation peer group, which includes comparably sized general industry, utilities and energy peers
Variable	Performance-Based Annual Bonus	Cash	<ul style="list-style-type: none"> Based on ABP Earnings (weighted at 80%), Safety Measures (weighted at 12%) and Sustainability Measures (weighted at 8%) No bonus payment unless company meets threshold performance level for the year and maximum payouts are capped
	Long-Term Equity-Based Incentives ⁽¹⁾	Equity	<ul style="list-style-type: none"> Performance-Based Restricted Stock Units (weighted at two-thirds collectively) <ul style="list-style-type: none"> Relative TSR Performance-Based Restricted Stock Units (weighted at one-third): 3-year relative TSR, allocated as follows: <ul style="list-style-type: none"> 70% relative TSR measured against S&P 500 Utilities Index; maximum payout requires performance at 90th percentile of S&P 500 Utilities Index peers⁽²⁾ 30% relative TSR measured against S&P 500 Index; maximum payout requires performance at 90th percentile of S&P 500 Index peers EPS Growth Performance-Based Restricted Stock Units (weighted at one-third): 3-year adjusted EPS CAGR relative to the 3-year adjusted EPS CAGRs of S&P 500 Utilities Index peers; maximum payout requires performance at the 90th percentile 3-year performance period for each performance measure For all of our performance-based restricted stock unit awards, performance below threshold results in zero payout Stock Options and/or Service-Based Restricted Stock Units (weighted at one-third)⁽³⁾ Vest ratably over three years

Table 3

- (1) As used in this Compensation Discussion and Analysis, the term “long-term equity-based incentives” refers to the annual LTIP awards granted on January 2, 2024.
- (2) For purposes of long-term equity-based incentives, all references to the S&P 500 Utilities Index or our S&P 500 Utilities Index peers refer to the companies constituting the S&P 500 Utilities Index, excluding water companies.
- (3) The 2024 annual LTIP award for Messrs. Martin, Mihalik and Bird and Ms. Sedgwick did not include service-based restricted stock units, and the 2024 annual LTIP award for Ms. Day did not include stock options.

Note: Based on 2024 annual base salary, 2024 target performance-based annual bonus and the target grant date value of 2024 long-term equity-based incentives.

The relative value of Mr. Martin's 2024 total direct pay opportunity for each of the three components of total direct compensation at target company performance is shown below in Figure 2.

Chief Executive Officer Target Total Direct Compensation

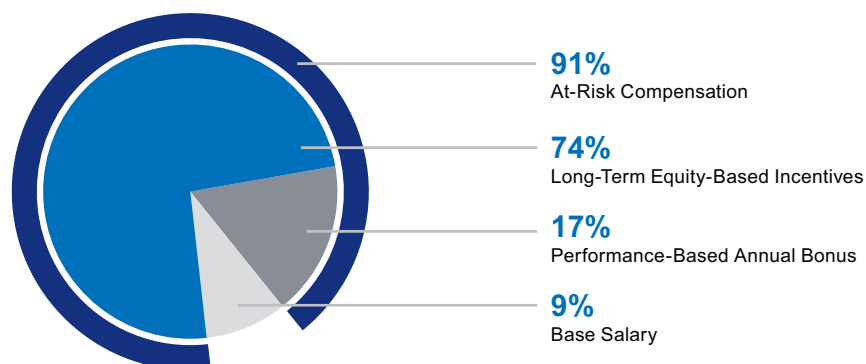


Figure 2

Note: Based on 2024 annual base salary, 2024 target performance-based annual bonus and the target grant date value of 2024 long-term equity-based incentives.

Our pay mix is designed to align our executives' interests with our shareholders' interests by providing a greater proportion of target annual compensation through performance-based annual bonuses and long-term equity-based incentives rather than base salary. This means that most pay is intended to be variable and increase or decrease based on company performance. As shown in Figure 2, almost three-quarters of Mr. Martin's target total direct pay opportunity in 2024 was in the form of performance-based equity awards (comprising two-thirds performance-based restricted stock units and one-third nonqualified stock options) and over 90% was in the form of at-risk variable incentive pay.

Actual pay mix may vary substantially from target pay mix. This may occur as a result of company performance, which greatly affects annual bonuses and payout percentages for EPS growth-based LTIP awards, and stock performance, which significantly impacts payout percentages for TSR-based LTIP awards and the ultimate value realized for all equity awards. Figure 3 shows the percentage of each component of the total 2024 direct pay opportunity as of December 31, 2024 at target company performance for each of our named executive officers.

Components of Target Total Direct Compensation

- Long-Term Equity-Based Incentives
- Performance Based Annual Bonus
- Base Salary

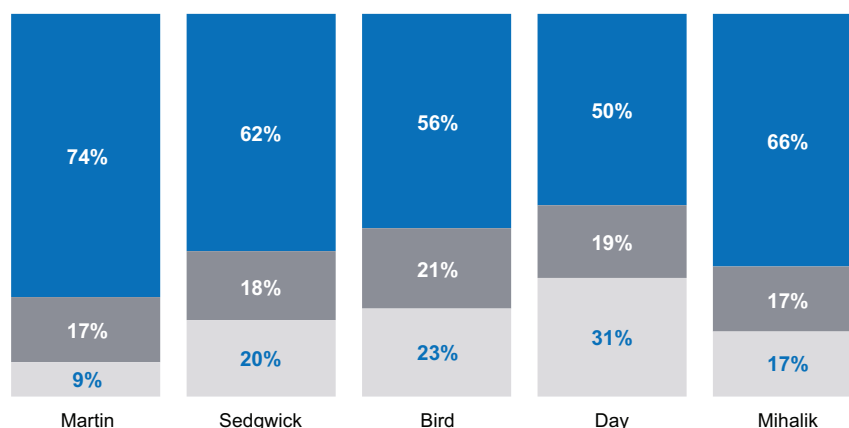


Figure 3

Note: Based on annual base salary and target performance-based annual bonus as of December 31, 2024 and the target grant date value of the 2024 annual long-term incentive plan award for each named executive officer.

Target Compensation Summary

The table below summarizes 2024 base salaries, the target value of 2024 performance-based annual bonuses, and the target value of 2024 annual LTIP awards for the named executive officers.

All of the named executive officers except for Mr. Martin assumed new roles effective January 1, 2024. Ms. Sedgwick, who was previously Chief Administrative Officer and Chief Human Resources Officer, was promoted to Executive Vice President and Chief Financial Officer;

Mr. Mihalik, who was previously Executive Vice President and Chief Financial Officer, became Executive Vice President and Group President, California; Mr. Bird, who is the Chief Executive Officer of Sempra Infrastructure, was promoted to Executive Vice President of Sempra while retaining his role at Sempra Infrastructure; and Ms. Day, who was previously Deputy General Counsel, was promoted to Chief Legal Counsel.

In setting 2024 compensation, the Compensation and Talent Development Committee considered the company's and each named executive officer's performance, the experience they bring to their roles, the desire to retain seasoned, high-performing senior leadership and market compensation data and market positioning relative to general industry data and utility peers that are most similar to Sempra. See "Labor Market Reviews" below for additional information on how the committee uses external market data. Based on its review, the committee approved increases to the target total direct compensation for all the named executive officers from 2023 to 2024.

Of this year-over-year increase, **over 93%** for Mr. Martin and **over 85%** for the other named executive officers was in the form of at-risk annual and long-term incentive compensation.

The committee believes these adjustments are appropriate in the context of broader market trends and each individual's roles, responsibilities and contributions to advancing our strategic priorities. With respect to Mr. Martin, he is a seasoned Chief Executive Officer and his target total direct compensation reflects his performance and leadership. In determining the target total direct compensation for the other named executive officers, the committee considered that each assumed a new role effective January 1, 2024, among other factors.

Name	Base Salary	Target Value of 2024 Performance-Based Annual Bonus	Target 2024 LTIP Award Value	Target 2024 Total Direct Compensation
Jeffrey W. Martin	\$1,600,000	\$2,800,000	\$12,725,000	\$17,125,000
Karen L. Sedgwick	\$ 630,000	\$ 567,000	\$ 2,003,000	\$ 3,200,000
Justin C. Bird	\$ 780,000	\$ 702,000	\$ 1,918,000	\$ 3,400,000
Diana L. Day	\$ 510,000	\$ 306,000	\$ 816,000	\$ 1,632,000
Trevor I. Mihalik	\$ 950,000	\$ 950,000	\$ 3,800,000	\$ 5,700,000

Table 4

Target total direct compensation will differ from the total compensation figures shown in the 2024 Summary Compensation Table appearing under "Executive Compensation—Compensation Tables" below. Target total direct compensation is a measure of total compensation opportunity provided in a given year. The Compensation and Talent Development Committee reviews target total direct compensation in its annual market review because it allows pay comparisons to be made across multiple organizations that may have dissimilar pay programs and different performance outcomes. Conversely, total compensation figures shown in the 2024 Summary Compensation Table combine performance outcomes of cash programs with grant date values of equity awards and include items such as the incremental, actuarial change in value of pension programs. The latter can experience extreme annual volatility based on factors such as interest rates or participants achieving vesting milestones based on age or service. For these reasons, the Compensation and Talent Development Committee believes target total direct compensation provides for more consistent annual compensation comparisons.

Pay-for-Performance Alignment

The Compensation and Talent Development Committee believes that pay should be structured to align executive compensation with company performance and with the interests of our shareholders. As a result, our incentive plans are designed to deliver payouts that are aligned with company performance. Our LTIP awards measure TSR performance relative to companies in the S&P 500 Utilities Index and S&P 500 Index and the payout scale for our EPS growth-based LTIP awards is based on our adjusted EPS growth relative to our S&P 500 Utilities Index peers.

This is demonstrated by comparing the LTIP payouts for our TSR-based and EPS growth-based annual LTIP awards granted from 2013 through 2022. Although our LTIP design and weighting of award components varied over this 10-year period, our TSR-based and EPS growth-based annual LTIP awards, collectively comprised at least two-thirds of the total of each year's annual LTIP grant date award value (with the remainder consisting of stock options or service-based restricted stock units, which are not reflected in the table below).

The 10-year average realized payout for these awards was **103% of target**, with five years of above-target payouts and five years of below-target payouts.

Award Cycle	Realized Payout
2013-2016	38% of Target
2014-2017	40% of Target
2015-2017	40% of Target
2016-2018	40% of Target
2017-2019	151% of Target
2018-2020	137% of Target
2019-2021	89% of Target
2020-2022	140% of Target
2021-2023	163% of Target
2022-2024	190% of Target
Ten-Year Average	103% of Target

Table 5

Rigor of Incentive Targets

At the start of each year, our Compensation and Talent Development Committee sets challenging yet achievable incentive targets, designed to motivate our team to drive strong performance and sustained value creation and to closely align executives' interests with those of our shareholders.

Performance-Based Annual Bonus Plan

For 2024, the Compensation and Talent Development Committee selected earnings, weighted at 80%, safety, weighted at 12% and environmental, culture and governance, weighted at 8%, for the measurement of annual company performance under the performance-based annual bonus plan. The committee utilizes earnings as the basis of the primary annual bonus metric because it believes this measure provides an accurate and comprehensive picture of annual company financial performance that plan participants, shareholders, analysts and other parties can clearly understand. The committee makes certain predefined adjustments to GAAP earnings as described in Appendix B to this proxy statement to calculate ABP Earnings.

The committee set a challenging 2024 ABP Earnings target of \$3,051 million based on the company's financial plan. The 2024 target reflected an increase of \$267 million, or 10%, over our 2023 target ABP Earnings of \$2,784 million and \$74 million higher than our 2023 ABP Earnings of \$2,977 million.

The \$244 million range between the 2024 ABP Earnings target and maximum goals continues the trend of broadening this range, which was \$223 million in 2023. The range between the target and maximum ABP Earnings goals has expanded each of the past five years and has more than tripled from \$81 million in 2020 to \$244 million in 2024.

Our 2024 ABP Earnings of \$3,158 million was between our ABP Earnings target of \$3,051 million and our ABP Earnings maximum goal of \$3,295 million. Our above-target performance was driven by strong financial performance across all operating companies.

Adjustments to GAAP earnings were predefined at the time the Compensation and Talent Development Committee determined the 2024 annual bonus plan goals. For a reconciliation of GAAP earnings to ABP Earnings, see "Reconciliation of 2024 GAAP Earnings to ABP Earnings" below and Appendix B to this proxy statement. For detailed information about the component measurements of annual company performance under the performance-based annual bonus plan, see "Annual Bonus Performance Results" below and Appendix B to this proxy statement.

Long-Term Equity-Based Incentives

The 2024 annual LTIP award design for Messrs. Martin, Mihalik and Bird and Ms. Sedgwick was 100% performance based, with two-thirds in performance-based restricted stock units and one-third in nonqualified stock options, which the Compensation and Talent Development Committee views as performance-based because their value depends on our stock price increasing over time. The 2024 annual LTIP award design for Ms. Day was two-thirds performance-based restricted stock units and one-third service-based restricted stock units. The performance measures and weightings for the 2024 annual long-term incentive plan awards were:

2024 Annual LTIP Award Design

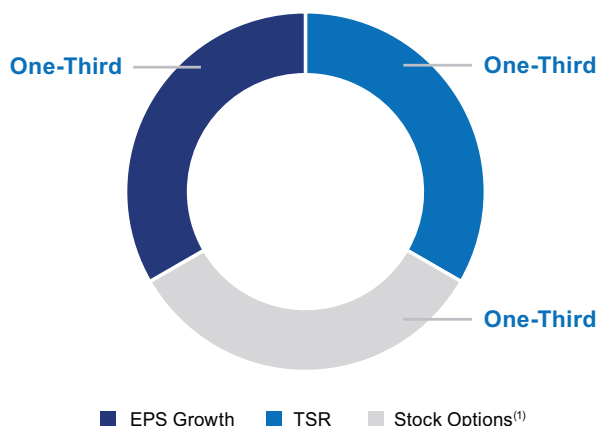


Figure 4

(1) Stock options were awarded to the chief executive officer and executive vice presidents. Other participants, including Ms. Day, received service-based restricted stock units in lieu of stock options.

Note: The TSR portion of the awards includes two components: one that measures TSR relative to the S&P 500 Utilities Index, weighted at 70%, and one that measures TSR relative to our S&P 500 Index peers, weighted at 30%.

The 2024 annual long-term incentive plan awards include two performance measures — relative total shareholder return (weighted at one-third of the total award value, 70% of which is based on performance against the S&P 500 Utilities Index and 30% of which is based on performance against the S&P 500 Index) and EPS growth (weighted at one-third of the total award value). The Compensation and Talent Development Committee measures performance against challenging targets in order to drive long-term growth and closely align executives' interests with those of our shareholders.

In the event that Semptra's total shareholder return is below the 25th percentile of the relevant index (S&P 500 Utilities Index or S&P 500 Index), participants receive zero shares for that portion of the award. To achieve the maximum payout, performance must be at or above the 90th percentile of the relevant index (S&P 500 Utilities Index or S&P 500 Index). For the EPS growth portion of the annual LTIP award, no payout is made if our adjusted EPS CAGR is below the 25th percentile relative to the adjusted EPS CAGRs of our S&P 500 Utilities Index peers. To achieve maximum payout, performance must be at or above the 90th percentile relative to our S&P 500 Utilities Index peers.

Actual payouts for performance-based restricted stock unit awards for the past ten completed award cycles ranged from 38% of target to 190% of target, with five cycles paying out below target and five cycles paying out above target.

Compensation Governance

We believe our compensation practices, which are highlighted below, reflect our pay-for performance philosophy and program goals and our commitment to sound corporate governance:

✓ What we do	⊘ What we don't do
<ul style="list-style-type: none"> • Incorporate shareholder feedback in our compensation program design • Multiple, and complementary, LTIP award and annual bonus plan performance measures • Annual review of external market compensation data • LTIPs include “double-trigger” equity vesting upon a change in control⁽¹⁾ • Cash severance payments policy • Clawback policy • Share ownership guidelines (8x base salary for Chief Executive Officer) • Independent advisors conduct risk assessment of compensation program 	<ul style="list-style-type: none"> • No excise tax gross-ups for named executive officers • No employment contracts for named executive officers • No stock option repricing⁽²⁾ • No stock options granted below fair market value • No hedging or pledging of shares • No uncapped incentives • No single-trigger cash severance payments upon a change in control⁽¹⁾ • No excessive perquisites; all have a specific business rationale

(1) See “Severance and Change in Control Arrangements” for additional information.

(2) Long-term incentive plan awards are granted from a shareholder-approved plan that prohibits stock option repricing and cash buyouts without shareholder approval.

Compensation Philosophy and Program Goals

Compensation Philosophy

The Compensation and Talent Development Committee of our Board of Directors sets the company's executive pay philosophy, which emphasizes four key areas:

Semptra's Executive Compensation Philosophy	
✓ Performance-based incentives aligned with shareholder value creation	✓ Alignment of pay with short-term and long-term company performance
✓ Balance between short-term and long-term incentives	✓ More pay tied to performance at higher levels of responsibility

We believe this compensation philosophy enables us to attract, motivate and retain key executive talent and promote strong, sustainable long-term performance.

Executive Compensation Program Goals

Our executive compensation program goals include:

- Aligning executive compensation with shareholders' interests
- Linking executive compensation to both annual and long-term business and individual performance
- Motivating executives to achieve superior performance
- Attracting and retaining executives with outstanding ability and experience who demonstrate high standards of integrity and ethics

Labor Market Reviews

Labor Market

The Compensation and Talent Development Committee uses external pay data to help align executive compensation levels with the labor market. The committee views the labor market for our most senior positions as a nationwide, broad cross-section of companies in various industries, and the committee recognizes that this labor market varies by position. The committee's use of general industry, utilities industry and energy industry compensation data reflects the competitive labor market from which we recruit executives.

Corporate Officer Backgrounds

Sempra's 19 officers as of December 31, 2024 were hired from a broad range of industries, including accounting and finance, consulting, energy, law and utilities.

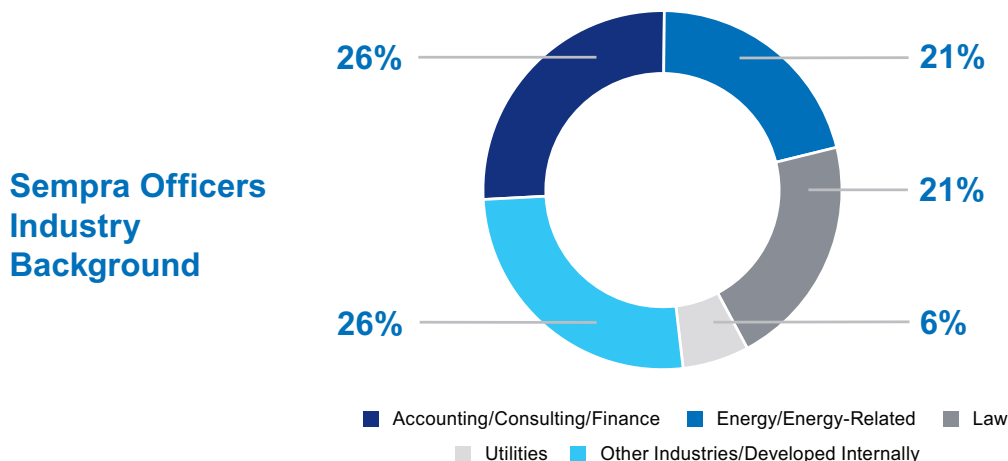


Figure 5

Market Review

The Compensation and Talent Development Committee seeks to provide compensation opportunities for our executives that are commensurate with the competitive labor market.

Some shareholders provided feedback about the number of companies included in the Compensation and Talent Development Committee's annual labor market review under the approach used in prior years. The Fall 2022 labor market review consisted of two peer groups and included more than 200 peer companies (a general industry peer group consisted of 187 non-financial Fortune 500 companies with revenues of \$7.5 billion to \$30.25 billion from Radford's Global Compensation Database and a utilities industry peer group consisted of the 27 companies that comprised the S&P 500 Utilities Index, excluding water companies).

The Compensation and Talent Development Committee adopted a simpler, more transparent approach beginning with the labor market review in Fall 2023 that informed the 2024 compensation program, using a single 28-company peer group composed of general industry, utilities industry and energy industry companies (Compensation Peer Group). The Compensation Peer Group is representative of the broad multi-industry labor market from which officer roles are recruited.

The committee reviews compensation data at the 25th, 50th and 75th percentiles of the Compensation Peer Group data, in total and by component (base salaries, target performance-based annual bonuses and target long-term equity-based incentives), and generally targets alignment with the 50th percentile. However, positioning relative to the 50th percentile may vary based on factors such as the comparability of market survey positions to the scope and structure of our positions, performance, experience, time in position and succession planning considerations.

Based on the Fall 2023 labor market review, 2024 target total compensation for Messrs. Martin and Mihalik fell within the third quartile (between the 50th and 75th percentiles) of the Compensation Peer Group data. Target total compensation for 2024 for Ms. Sedgwick, who was promoted to Executive Vice President and Chief Financial Officer effective January 1, 2024, fell within the second quartile (between the 25th and 50th percentiles) of the Compensation Peer Group data for the chief financial officer role. Mr. Bird and Ms. Day, who were promoted to their roles effective January 1, 2024, were not included in the Fall 2023 market review.

Actual compensation may be higher or lower than target compensation, as it reflects actual performance and payouts under our performance-based annual bonus plan and our long-term incentive plan.

Compensation Peer Group Composition

The Compensation Peer Group is composed of 28 companies, with half representing the utilities and energy industries and half representing general industry.

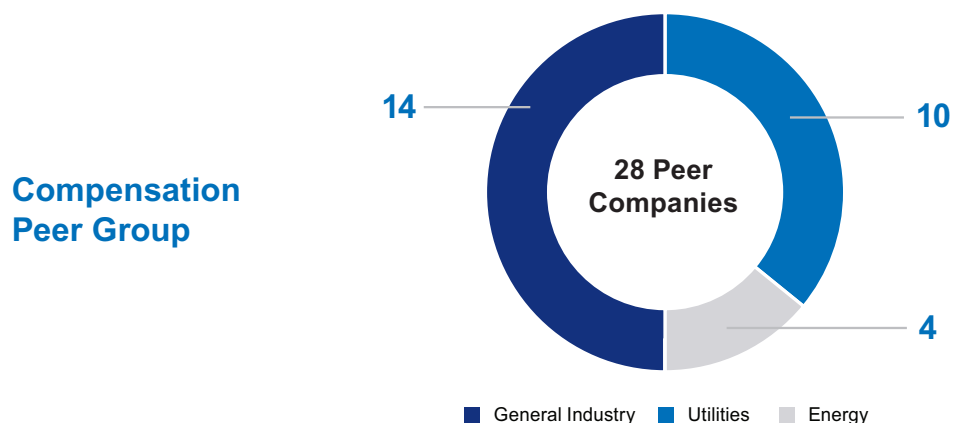


Figure 6

In selecting the peer companies, the Compensation and Talent Development Committee considered multiple measures of company size, including revenue, market capitalization, total assets, and net income. Additional criteria considered by the Compensation and Talent Development Committee included:

- All of the peers are publicly traded companies with a strong United States domestic presence.
- All of the general industry peers are members of the S&P 500 Index.
- General industry peers include representation from all 11 Global Industry Classification Standard (GICS) sectors to provide a broad cross-section of the labor market.

Company	GICs Sector
Air Products and Chemicals	Materials
American Electric Power Company, Inc.	Utilities
American Tower Corporation	Real Estate
Analog Devices, Inc.	Information Technology
CenterPoint Energy, Inc.	Utilities
Cheniere Energy, Inc.	Energy
Corning Incorporated	Information Technology
Dominion Energy, Inc.	Utilities
Duke Energy Corporation	Utilities
Edison International	Utilities
Entergy Corporation	Utilities
Hilton Worldwide Holdings Inc.	Consumer Discretionary
Illinois Tool Works Inc.	Industrials
International Flavors & Fragrances Inc.	Materials
The Interpublic Group of Companies	Communication Services
IQVIA Holdings Inc.	Health Care
Jacobs Solutions Inc.	Industrials
Kimberly-Clark Corporation	Consumer Staples
L3Harris Technologies, Inc.	Industrials
Marsh & McLennan Companies, Inc.	Financials
MPLX LP	Energy
NextEra Energy, Inc.	Utilities
PG&E Corporation	Utilities
Public Service Enterprise Group Inc.	Utilities
Schlumberger Limited	Energy
The Southern Company	Utilities
Textron Inc.	Industrials
The Williams Companies, Inc.	Energy

Table 6

Summary Statistics Compensation Peer Group	Market Capitalization ⁽¹⁾	Earnings ⁽²⁾	Revenue ⁽²⁾
75 th Percentile	\$67,094	\$3,573	\$20,375
Median	\$44,679	\$1,948	\$14,081
25 th Percentile	\$32,112	\$1,046	\$10,921
Sempra	\$55,562	\$2,817	\$13,185
Sempra Percentile Rank	68 th	65 th	45 th

Table 7

- (1) Market capitalization is calculated using the common stock closing price on December 31, 2024 and the number of outstanding shares of common stock based on publicly reported information available as of December 31, 2024.
- (2) Earnings and revenue are for fiscal year 2024 (except for one peer company that is based on fiscal 2023 earnings and revenue due to the timing of its fiscal year end and filing of its annual report on Form 10-K).

Use of Survey Data

Compensation survey data may be used to supplement Compensation Peer Group data or if Compensation Peer Group data is not available for a particular role. In this case, information about specific surveys or specific companies in the survey data is not provided to the Compensation and Talent Development Committee.

Role of Internal Pay Equity

The Compensation and Talent Development Committee uses internal pay equity principles to determine the compensation for positions that are unique or difficult to compare to market data. Internal equity is also considered in establishing compensation for positions considered to be equivalent in responsibilities and importance, especially where precise external data is not available.

Compensation Components

Primary Components of Executive Compensation Program

The primary components of our executive compensation program are:

- Base salaries
- Performance-based annual bonuses
- Long-term equity-based incentives

Additional benefits include participation in savings and retirement plans and health and welfare programs, as well as personal benefits and severance pay agreements.

All of our named executive officers generally participate in the same compensation program. However, compensation levels for named executive officers vary substantially based on the roles and responsibilities of the individual officers.

1. Base Salaries

Our executive compensation program emphasizes performance-based pay. This includes annual cash bonuses and long-term equity-based incentives. However, base salaries remain a common and necessary element of compensation for attracting and retaining outstanding employees at all levels.

The Compensation and Talent Development Committee annually reviews base salaries for executive officers. The committee considers the following factors, among others, in its annual review:

Factors Considered in Determining Base Salaries

- | | | |
|--|--|---------------------------|
| ✓ Peer group salary data | ✓ Complexity of roles and responsibilities | ✓ Reporting relationships |
| ✓ Individual contributions and performance | ✓ Succession planning | ✓ Internal pay equity |
| ✓ Labor market conditions | ✓ Retention needs | ✓ Experience |

The Compensation and Talent Development Committee also may review and adjust base salaries during the year (between annual reviews) for various reasons, including in the event of promotions or other job title changes, modifications to reporting relationships or job functions, or changes to any of the other factors described above or other circumstances considered relevant by the committee.

2024 Adjustments to Base Salaries

Based on its review in consideration of the factors noted above, the Compensation and Talent Development Committee approved the following: Mr. Martin received an annual salary planning increase of 6.7% and Mss. Sedgwick and Day and Messrs. Bird and Mihalik, all of whom were promoted to or assumed new roles effective January 1, 2024, received increases 12.5%, 13.0%, 5.4% and 5.6%, respectively.

2. Performance-Based Annual Bonuses

Performance Guidelines

Each year the Compensation and Talent Development Committee establishes performance measures and dollar guidelines for performance-based cash bonus payments. The committee strives to select financial and operational performance measures that are linked to our business strategy and shareholder interests.

Consistent with our pay-for-performance philosophy, the performance measures do not provide for any bonus payment unless the company meets the threshold (minimum) performance level for the year. Bonus opportunities increase from 40% of target for performance at the threshold level to 200% of target for performance at the maximum level.

The committee may apply discretion in determining awards, including determining the results of performance measures and taking into consideration the contributions of each named executive officer or other factors it deems relevant.

Bonus Opportunities for Named Executive Officers

Target bonus opportunities as of December 31, 2024 are expressed as a percentage of each named executive officer's base salary and as a dollar value below.

Named Executive Officer	Target %	Target Value
Jeffrey W. Martin	175%	\$2,800,000
Karen L. Sedgwick	90%	\$ 567,000
Justin C. Bird	90%	\$ 702,000
Diana L. Day	60%	\$ 306,000
Trevor I. Mihalik	100%	\$ 950,000

Table 8

Annual Bonus Plan Performance Measures

For 2024, the Compensation and Talent Development Committee selected earnings, employee and public safety, and environmental, culture and governance criteria for the measurement of annual company performance. The ABP Earnings measure was weighted at 80%, Safety Measures were weighted at 12% and Sustainability Measures were weighted at 8%. For annual bonus plan purposes, ABP Earnings are Sempra's GAAP net income, excluding earnings attributable to noncontrolling interests and preferred stock dividends and subject to certain other predefined adjustments. ABP Earnings may be higher or lower than earnings reported in our financial statements due to these adjustments, which are described in "Reconciliation of GAAP Earnings to ABP Earnings" below and in Appendix B to this proxy statement. The specific components of the Safety Measures and the Sustainability Measures are described in Tables 10 and 11 below and in Appendix B to this proxy statement.

Rationale for Selection of Performance Measures

The Compensation and Talent Development Committee selected earnings as the basis of the primary annual bonus plan metric for 2024, weighted at 80%, because it believes this measure continues to provide an accurate and comprehensive picture of annual company financial performance that plan participants, shareholders, analysts and other parties can clearly understand. Safety measures, which historically have been included in the annual bonus plan, are also included for 2024, weighted at 12%, because the committee believes that strong safety performance is critical to our infrastructure-intensive businesses. Performance measures include employee safety metrics as well as metrics that promote public safety and safe operations.

The committee added further Sustainability measures to the annual bonus plan in 2021 and continued their use in 2024 to incentivize progress on the company's key sustainability commitments, including:

- Advancing a clean energy future
- Fostering our high-performance culture by promoting an inclusive work environment that embraces varied backgrounds and perspectives
- Making a difference in the communities we serve
- Maintaining strong corporate governance practices

During our shareholder engagement meetings, we solicit shareholders' input on the performance measures and other aspects of our incentive plans. Some shareholders expressed a preference for the use of multiple performance measures in annual bonus plans, including a financial performance measure (there was not a clear preference for earnings or EPS), and for the use of different performance measures in our annual bonus and long-term incentive plans. Shareholder feedback related to our annual bonus plan performance measures and structure generally has been positive and shareholders generally support the incorporation of sustainability measures into the plan.

ABP Earnings Goal Determination

Table 9 shows the ABP Earnings criteria for 2024 performance-based annual bonuses:

Financial Performance Measure (Dollars in Millions)	Threshold	Target	Maximum
ABP Earnings (Attributable to Common Shares)	\$2,807	\$3,051	\$3,295

Table 9

The committee set a challenging 2024 ABP Earnings target of \$3,051 million based on the company's financial plan. The 2024 target reflected an increase of \$267 million, or 10%, over our 2023 target ABP Earnings of \$2,784 million, and \$74 million higher than our 2023 ABP Earnings of \$2,977 million.

The \$244 million range between the 2024 ABP Earnings target and maximum goals continues the trend of broadening this range, which was \$223 million in 2023. The range between the target and maximum ABP Earnings goals has expanded each of the past five years and has more than tripled from \$81 million in 2020 to \$244 million in 2024.

Consistent with the approach taken in prior years, the Compensation and Talent Development Committee also determined when it set earnings goals that the earnings calculation for 2024 annual bonus plan purposes would be adjusted by limiting or excluding the impact of major changes

in accounting rules, certain items related to acquisitions and divestitures, certain regulatory matters, legacy litigation matters and other adjustments as described in Appendix B to this proxy statement. In addition, the Compensation and Talent Development Committee has, but did not use, discretion to adjust earnings for other unplanned or unforeseen items that may occur during the course of the year.

Safety Measures and Sustainability Measures Goal Determination

Safety Measures

The Compensation and Talent Development Committee included safety measures in our annual performance-based bonus plan because our strong commitment to robust safety practices is foundational to our company's culture and success of our infrastructure-intensive businesses. The Safety Measures included in the 2024 performance-based annual bonus plan, which are collectively weighted at 12%, include metrics focused on employee safety as well as measures that promote public safety and safe operations. Additional detail about these Safety Measures and 2024 performance results on these measures is provided below in Table 11.

Sustainability Measures

The 2024 Sustainability Measures are collectively weighted at 8% and the Compensation and Talent Development Committee's selection of these measures reflects the company's key sustainability priorities and initiatives. Expectations for progress on these priorities were discussed with management at the beginning of the year and management provided performance updates to the Compensation and Talent Development Committee over the course of the year. The committee determined the performance results using the evaluation framework set forth below in Table 10. Additional detail about the Sustainability Measures and 2024 performance results on these measures is provided in Appendix B to this proxy statement.

The Compensation and Talent Development Committee reviewed the performance results for the Sustainability Measures and, using the framework shown below, determined the overall payout of 150% of target for these measures as shown in Table 10 below.

2024 Sustainability Measures	Below Target 0% - 50%	Approximating Target 50% - 100%	Above Target 100% - 150%	Significantly Above Target 150% - 200%
Environmental (One-Third)	1-2 goals achieved	3 goals achieved	4 goals achieved	All 5 goals achieved
Actual Performance				✓
Culture (One-Third)	1-2 goals achieved	3 goals achieved	4 goals achieved	All 5 goals achieved
Actual Performance				✓
Governance (One-Third)	1-2 goals achieved	3 goals achieved	4 goals achieved	All 5 goals achieved
Actual Performance				✓
Overall Payout = 150% of Target				

Table 10

Annual Bonus Performance Results

Overall company performance on the 2024 annual bonus plan performance measures was at 142.93% of target performance. A summary of the plan metrics and results is provided in Table 11 below.

2024 Performance Measures	Weight	Goals			Actual	Percent of Target Achieved
		Threshold	Target	Maximum		
Financial:						
ABP Earnings (Dollars in Millions)	80%	\$ 2,807	\$ 3,051	\$ 3,295	\$ 3,158	144%
Safety Measures:						
Public Safety:						
SDG&E – Wildfire and Public Safety Power Shutoff (PSPS) System Hardening (Miles)	2%	140	160	180	166	132%
SDG&E – Damage Prevention (Damages per USA Ticket Rate)	2%	1.32	1.25	1.20	1.21	180%
SoCalGas – A1 Gas Leak Order Response Time	2%	93.0%	93.4%	93.7%	93.7%	200%
SoCalGas – Damage Prevention (Damages per USA Ticket Rate)	2%	2.32	2.11	2.0	2.15	81%
Employee Safety: ⁽¹⁾⁽²⁾						
Lost Time Incident Rate	4%	0.59	0.48	0.37	0.36	100%
Sustainability Measures:						
Environmental, Culture and Governance	8%	See Appendix B for Detail				150%
TOTAL	100%					142.93%

Table 11

- (1) Employee data includes Sempra, SDG&E, SoCalGas, Sempra Infrastructure and Oncor.
- (2) The formulaic results for the employee safety measure were 0.36, or 200% of target. The committee exercised negative discretion to reduce the payout for this measure in light of contractor safety performance.

Reconciliation of GAAP Earnings to ABP Earnings

A reconciliation of 2024 GAAP earnings to ABP Earnings is provided in Table 12. For additional information about the adjustments made to GAAP earnings to calculate ABP Earnings, see Appendix B to this proxy statement.

(Dollars in Millions)	Reconciliation
GAAP Earnings	\$2,817
Predefined Adjustments:	
Exclude variance from plan of foreign exchange gains or losses; unrealized mark-to-market gains/losses on certain derivatives at Sempra Infrastructure; unplanned changes in tax law; a payment delay from a foreign governmental entity; gains and losses related to legacy litigation matters; variance from plan of certain regulatory matters, including liability insurance expense not recoverable through balancing accounts, the impact of the Cost of Capital and California Independent System Operator adder, and the impact of the California General Rate Case outcome in excess of specified limits; unplanned rabbi trust investment returns (related to nonqualified pension and deferred compensation) in excess of specified limits; and an unplanned LTIP tax shortfall	(6)
Exclude the impact of foreign tax credit valuation allowance, the benefit of which was excluded in prior years' incentive plan results	347
ABP Earnings	\$3,158

Table 12

2024 Bonus Payouts

Based on overall performance and its consideration of the contributions of each named executive officer in 2024, the Compensation and Talent Development Committee approved the payment of the annual bonuses shown in Table 13.

Named Executive Officer	Base Salary at Year-End 2024	X	Bonus Target	X	Performance Score ⁽¹⁾	=	Bonus Payout ⁽²⁾
Jeffrey W. Martin	\$1,600,000		175%		143%		\$4,002,100
Karen L. Sedgwick	\$ 630,000		90%		143%		\$ 810,500
Justin C. Bird	\$ 780,000		90%		143%		\$1,003,400
Diana L. Day	\$ 510,000		60%		143%		\$ 437,400
Trevor I. Mihalik	\$ 950,000		100%		143%		\$1,357,900

Table 13

- (1) The actual performance score of 142.93% is rounded in this Table 13.
(2) Final award payouts are rounded up to the nearest hundred dollars.

3. Long-Term Equity-Based Incentives

Long-term equity-based incentives are the largest single component of each named executive officer's target total direct compensation package comprising approximately half or more of each named executive officer's target total direct compensation in 2024. See Figure 3 for these percentages. In accordance with our pay-for-performance philosophy, performance-based restricted stock units constitute two-thirds of the 2024 annual long-term incentive plan awards and stock options (for Messrs. Martin, Mihalik and Bird and Ms. Sedgwick) or service-based restricted stock units (for Ms. Day) constitute the remaining one-third of the awards.

Rationale for 2024 Annual LTIP Award Design

The Compensation and Talent Development Committee has implemented what it believes is a balanced equity incentive award design that is based one-third on relative total shareholder return, one-third on relative EPS growth and one-third on either nonqualified stock options (for Messrs. Martin, Mihalik and Bird and Ms. Sedgwick) or service-based restricted stock units (for Ms. Day). The committee believes this design creates a strong alignment with shareholder interests and with our growth strategy that is simple and easily communicated to participants, shareholders and other stakeholders. The committee approved this equity award structure after considering many variables, including alignment with shareholder interests, retention, plan expense, share usage, market trends and feedback from our shareholder engagement.

In determining the design of the performance-based components of our 2024 annual LTIP awards, the Compensation and Talent Development Committee sought a direct link to long-term performance in comparison to indices and peers. To achieve this result, the committee used performance-based restricted stock units based on relative total shareholder return over a three-year performance period (constituting one-third of the target grant date award value, allocated 70% to performance relative to the S&P 500 Utilities Index and 30% to performance relative to the S&P 500 Index). The link between pay and long-term earnings performance is further strengthened by the use of a second performance measure based on relative long-term EPS growth over a three-year performance period (constituting one-third of the target grant date award value). Stock options (weighted at one-third of the target grant date award value for Messrs. Martin, Mihalik and Bird and Ms. Sedgwick) also are aligned with the company's strategic focus on long-term growth, and service-based restricted stock units (weighted at one-third for Ms. Day) promote retention.

2024 Annual LTIP Award Design

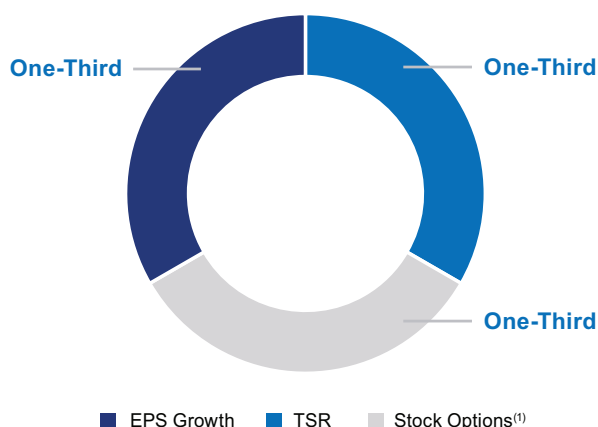


Figure 7

- (1) Stock options were awarded to the chief executive officer and executive vice presidents. Other participants, including Ms. Day, received service-based restricted stock units in lieu of stock options.

Determining Individual Equity Award Grants

In granting the 2024 awards, the Compensation and Talent Development Committee:

- Specified a target dollar value and other terms for each named executive officer's award; and
- Calculated the number of shares underlying the awards using the specified target dollar value for each named executive officer, as opposed to using a fixed number of shares.

This approach allows maintenance of a pay mix the committee believes to be optimal.

On the grant date, we calculated the precise number of shares underlying the award to be granted to each named executive officer by dividing the target dollar value of each named executive officer's award by the grant date closing price of Sempra common stock for the performance-based and service-based restricted stock units and by the Black-Scholes value for nonqualified stock options.

These target grant values are presented in Table 14 below and differ from the values reported in "Compensation Tables—Summary Compensation Table" and "Compensation Tables—Grants of Plan-Based Awards" with respect to awards based on relative total shareholder return, which are reported in those compensation tables based on a Monte Carlo valuation that is used to calculate the grant date fair value.

Target Value of Long-Term Equity-Based Incentives

The target values for the 2024 annual long-term incentive plan awards are summarized below in Table 14. In determining target award values for each named executive officer, the Compensation and Talent Development Committee took into account factors including competitive market data, each individual's responsibilities and contributions, and the company's retention objectives. The target values of 2024 LTIP awards also reflect the committee's focus on delivering the most substantial portion of pay in the form of long-term, performance-based incentives.

The committee feels it is important that the Chief Executive Officer is highly aligned with shareholder value creation through meaningful and competitive performance-based equity awards. Specifically, for Mr. Martin's long-term incentive plan awards, which were granted in January 2024, the committee considered the following factors:

- Recognition of the outstanding shareholder value achieved in 2023;
- A desire to denominate the vast majority of Mr. Martin's compensation in performance-based equity pay that is multi-year in nature and aligned with shareholder value creation;
- Providing compensation opportunity aligned with Sempra's size and performance relative to the labor market data considered; and
- An overall assessment of Mr. Martin's execution of the company's strategic plan.

The ultimate value of long-term equity-based incentives depends on (i) for stock options, the absolute growth of the stock, (ii) for TSR-based performance-based restricted stock units, the relative growth of the stock against both general industry and utility companies, and (iii) for EPS growth-based performance-based restricted stock units, whether the company's adjusted EPS growth outperforms peers. No element of the program provides value if performance standards are not achieved or, in the case of stock options, our stock price does not increase from the closing price on the date of grant.

	Target Value of 2024 Annual LTIP Award
Jeffrey W. Martin	\$12,725,000
Karen L. Sedgwick	\$ 2,003,000
Justin C. Bird	\$ 1,918,000
Diana L. Day	\$ 816,000
Trevor I. Mihalik	\$ 3,800,000

Table 14

The actual amounts realized by equity award recipients will depend on future stock price performance, common stock dividend payouts and our EPS performance and the degree to which the established performance measures are achieved. Given the sensitivity to performance outcomes, the amounts ultimately realized are not expected to align with the target values at grant.

Performance Goals for the 2024 Performance-Based Restricted Stock Units

The 2024 annual long-term incentive plan awards included two performance measures—relative total shareholder return and EPS growth, each weighted at one-third of the total target award value. The portion of the awards linked to relative total shareholder return is weighted between total shareholder return relative to our S&P 500 Utilities Index peers (70% weighting) and total shareholder return relative to the S&P 500 Index (30% weighting).

1. Relative Total Shareholder Return

Each TSR-based performance-based restricted stock unit represents the right to receive between zero and two shares of Sempra common stock based on the company's three-year cumulative total shareholder return compared to our S&P 500 Utilities Index peers or the S&P 500 Index, as applicable. We measure our total shareholder return against both the S&P 500 Utilities Index and the S&P 500 Index because our operations extend beyond those of a typical utility and we have significant international and non-utility energy infrastructure assets and operations.

If the company's performance is at the target performance level (the 50th percentile of the applicable index), participants will earn one share for each restricted stock unit. Participants have the opportunity to earn up to two shares for each restricted stock unit if performance exceeds the target performance level. Participants earn a partial share for performance between the threshold and target performance levels and between one and two shares for performance between target and maximum performance levels, as shown below. No shares are earned for performance below the 25th percentile of the applicable index.

Cumulative Total Shareholder Return Percentile Rank vs. S&P 500 Utilities Index Peers or S&P 500 Index (Measured Independently in Separate Award Components)	Sempra Common Stock Shares Received for Each Restricted Stock Unit ⁽¹⁾
90 th Percentile or higher (Maximum)	2.0
70 th Percentile	1.5
50 th Percentile (Target)	1.0
40 th Percentile	0.7
30 th Percentile	0.4
25 th Percentile (Threshold)	0.25
Below 25 th Percentile	0.0

Table 15

(1) Participants also receive additional shares for dividend equivalents, which are reinvested to purchase additional units that become subject to the same vesting conditions as the restricted stock units to which the dividends relate.

Note: If performance falls between the tiers shown in Table 15, the payout is calculated using linear interpolation.

2. EPS Growth

The 2024 annual long-term incentive plan awards also included a performance-based restricted stock unit award linked to relative EPS growth. The award measures the CAGR of our adjusted EPS relative to the adjusted EPS CAGRs of the S&P 500 Utilities Index peers for the three-year period ending on December 31, 2026. The target payout level is based on performance at the 50th percentile of the peer group and the threshold and maximum payout levels are based on performance at the 25th and 90th percentiles, respectively.

The Compensation and Talent Development Committee uses adjusted EPS growth relative to our S&P 500 Utilities Index peers over a three-year period as a performance measure because:

- Our strategic goal is to deliver higher earnings growth than our utility peers while maintaining a commensurate risk profile
- Our 2024 annual long-term incentive plan award design aligns with this strategic goal by measuring our adjusted EPS growth against our S&P 500 Utilities Index peers
- The earnings growth in the financial plan is not linear from year to year due, in part, to our investment in large-scale, capital-intensive development projects that take multiple years to construct and multiple years for earnings to be generated

If the company's adjusted EPS CAGR is at the 50th percentile of the adjusted EPS CAGRs of our S&P 500 Utilities Index peers, participants will earn one share for each restricted stock unit. Participants have the opportunity to earn up to two shares for each restricted stock unit if performance exceeds the 50th percentile. Participants earn a partial share for performance between the 25th and 50th percentiles and between one and two shares for performance between the 50th and 90th percentiles, as shown below. No shares are earned for performance below the 25th percentile. The EPS CAGR excludes the impact of share repurchases not contemplated in our financial plans publicly communicated prior to the grant date of such awards.

Percentile of Sempra's Adjusted EPS CAGR vs. S&P 500 Utilities Index Peers	Sempra Common Stock Shares Received for Each Restricted Stock Unit ⁽¹⁾
90 th Percentile or higher (Maximum)	2.0
75 th Percentile	1.5
50 th Percentile (Target)	1.0
25 th Percentile (Threshold)	0.25
Below 25 th Percentile	0.0

Table 16

(1) Participants also receive additional shares for dividend equivalents, which are reinvested to purchase additional units that become subject to the same vesting conditions as the restricted stock units to which the dividends relate.

Note: If performance falls between the tiers shown in Table 16, the payout is calculated using linear interpolation.

For purposes of these awards, which will be paid out based on adjusted EPS performance for the three-year period beginning January 1, 2024 and ending December 31, 2026, the calculation of adjusted EPS may exclude unusual items, non-operating items, or other items at the discretion of the Compensation and Talent Development Committee.

Results for the 2022-2024 Award Cycle

The performance period of our 2022-2024 award cycle concluded on January 2, 2025 (for the TSR-based awards, which collectively were weighted at one-third of the award value) and December 31, 2024 (for the EPS growth-based awards, which were weighted at one-third of the award value).

Our 2022-2024 relative total shareholder return was at the 86.6th percentile of the S&P 500 Utilities Index, resulting in vesting at 191.5% of target for the S&P 500 Utilities Index-based award component. Our relative total shareholder return was at the 77.8th percentile of the S&P 500 Index, resulting in vesting at 169.5% of target for the S&P 500 Index-based award component.

The 2022-2024 awards based on EPS growth vested at 200% of target based on an EPS CAGR (as adjusted for LTIP purposes) of 9.4%. Table 17 below shows the predefined adjustments to GAAP EPS used to calculate EPS growth for purposes of the 2022 annual LTIP award, as well as an additional adjustment to exclude the impact of \$450 million of share repurchases in 2022 and the impact of the IEnova tender offers. For additional information, see “Compensation Tables—Outstanding Equity Awards at Year-End” and “Compensation Tables—Option Exercises and Stock Vested.”

EPS Growth (Diluted) for 2022-2024 Award Cycle	2021	2024
GAAP EPS	\$2.01	\$ 4.42
Excluding \$450 million of share repurchases in 2022 and the impact of the IEnova tender offers ⁽¹⁾	\$0.08	\$ 0.15
Predefined Adjustments:		
Acquisitions and divestitures, including gains and losses on sales and related impairments, costs and earnings impacts; variance from plan of unplanned changes in tax law; a payment delay from a foreign governmental entity; foreign exchange gains or losses; unrealized mark-to-market gains/losses on certain derivatives at Sempra Infrastructure; variances from plan of certain regulatory items, including liability insurance expense not recoverable through balancing accounts, pending regulatory matters related to the Cost of Capital and California Independent System Operator adder, impairments of the California Assembly Bill 1054 wildfire fund, and the impact of the California General Rate Case outcome in excess of specified limits; unplanned rabbi trust investment returns (related to nonqualified pension and deferred compensation) in excess of specified limits, and an unplanned LTIP tax shortfall	\$0.06	—
Legacy litigation matters	\$1.74	\$(0.02)
Impact of foreign tax credit valuation allowance, the benefit of which was excluded in prior years' incentive plan results	—	\$ 0.54
EPS for 2022-2024 LTIP Award Cycle Purposes	\$3.89	\$ 5.09
EPS CAGR for 2022-2024 LTIP Award Cycle Purposes		9.4%

Table 17

(1) The impact of share repurchases that were not contemplated in our financial plans publicly communicated prior to the grant date of the award and the IEnova tender offers are excluded in accordance with the terms of the award.

Special Awards Granted to Named Executive Officers in 2024

Special equity awards also may be granted with the Compensation and Talent Development Committee's approval upon the hiring or promotion of named executive officers or, in limited instances, to reward extraordinary performance or promote retention. None of our named executive officers received special equity awards in 2024.

4. Benefit Plans

Our named executive officers also participate in certain benefit plans including: (1) health, life insurance and disability plans and other executive benefits; and (2) savings and retirement plans.

1. Health, Life Insurance and Disability Plans and Other Executive Benefits

Plan Type	Plan	Description
Health & Welfare	Basic Group Plans	Our named executive officers participate in life, disability, medical, dental and vision insurance group plans that are generally available to all employees. These are common benefits that we believe are essential to attracting a high-performing workforce.
	Other Health & Welfare Benefits	<p>In addition to the basic group health and welfare plans, Mr. Martin participates in a life insurance plan providing additional life insurance death benefits (target death benefit is two times base salary and bonus while he is employed and 1.5 times base salary and bonus following his retirement). The company funds the post-retirement benefit in the year following a qualified retirement under the plan (retirement at age 62 or older with five or more years of service). This plan was closed to new participants in 2012.</p> <p>Messrs. Martin and Bird and Ms. Sedgwick participate, and Mr. Mihalik participated prior to his retirement, in a long-term disability plan providing additional protection upon disability (60% of base salary and average bonus) and restoring benefits otherwise capped under the company's basic long-term disability plan.</p>
Other Executive Benefits		<p>We provide certain other benefits to our named executive officers. The Compensation and Talent Development Committee reviews the level and types of these executive benefits each year. The committee believes that these benefits are important in attracting and retaining executive talent. These executive benefits include financial and estate planning services, excess personal liability insurance, medical transport coverage and programs that match charitable contributions by each named executive officer, including contributions of up to \$25,000 by each of Messrs. Martin, Mihalik and Bird and Ms. Sedgwick and up to \$15,000 by Ms. Day and certain additional programs in which all Sempra employees are eligible to participate, such as special charitable giving campaigns that provide additional charitable matching contributions not subject to the limits set forth above. The Chief Executive Officer also has an executive security specialist for personal and business driving in the context of an overall security plan.</p> <p>An annual executive benefit program allowance of \$40,000 for Mr. Martin and \$30,000 for Messrs. Mihalik and Bird and Ms. Sedgwick may be used to cover out-of-pocket costs for health and welfare benefits as well as the cost of the financial and estate planning services and excess personal liability insurance discussed above. Any unused allowance is paid out at year-end.</p> <p>In April 2023, during his tenure as the Chief Executive Officer of Sempra Infrastructure and before he became an executive officer of Sempra, Mr. Bird was granted a recognition and retention award by Sempra Infrastructure in connection with his efforts in achieving a positive final investment decision for the Port Arthur LNG Phase 1 project now under construction. The award provides for four annual cash payments of \$150,000 in April 2023, 2024, 2025 and 2026, in each case subject to Mr. Bird's continued service for the Sempra family of companies</p> <p>None of the benefits described above includes a tax gross-up provision.</p>

Table 18

2. Savings and Retirement Plans

All of our named executive officers may elect to participate in our savings plans, consisting of a broad-based, tax-qualified 401(k) savings plan generally available to all employees and a deferred compensation plan available to officers and certain other key management employees.

Our named executive officers also participate in our pension plans, consisting of our Cash Balance Plan in which all named executive officers participate, a Supplemental Executive Retirement Plan in which Messrs. Martin and Bird and Ms. Sedgwick participate, and Mr. Mihalik participated prior to his retirement, and a Cash Balance Restoration Plan in which Ms. Day participates. The Cash Balance Plan, the Cash Balance Restoration Plan and the SERP use only base salary and performance-based annual bonuses in calculating benefits. The value of long-term incentive plan awards and other equity awards is not included. These plans are further described in Tables 19 and 20 below.

Plan Type	Plan	Description
Savings Plans	Sempra Savings Plan (401(k) Savings Plan)	<p>Employees may contribute a portion of their eligible pay to a tax-qualified 401(k) savings plan, the Sempra Savings Plan. Contributions to the plan may be invested on a tax-deferred or after-tax basis (including a Roth option). The Internal Revenue Code limits the amount of compensation eligible for deferral under tax-qualified plans.</p> <p>Employees may receive company contributions of up to 4% of eligible pay. Eligible pay generally includes base salary and performance-based annual bonus, net of any amounts contributed under the deferred compensation plan. The basic company matching contribution is equal to one-half of the first 6% of the employee's contributions. In addition, employees receive a "stretch match" equal to one-fifth of the next 5% of the employee's contributions.</p> <p>All employee contributions and related investment earnings in the 401(k) savings plan vest immediately. Employees are eligible to participate in the plan and receive company matching contributions upon hire. Company matching contributions (including related earnings) vest after one year of service.</p>
	Employee and Director Savings Plan (Deferred Compensation Plan)	<p>Our executive officers and other key management employees also may defer up to 85% of their base salary and performance-based annual bonus under a nonqualified deferred compensation plan, the Employee and Director Savings Plan. Executive officers also may defer all or a portion of certain performance-based restricted stock unit awards upon vesting.</p> <p>Participants can direct these deferrals into:</p> <ul style="list-style-type: none"> Funds that mirror the investments available under our 401(k) savings plan, including a Sempra phantom stock account A fund providing interest at the greater of 110% of the Moody's Corporate Bond Yield or the Moody's Corporate Bond Yield plus 1% <p>Deferrals of performance-based restricted stock unit awards must be directed into the Sempra phantom stock account and cannot be transferred into other investments and are paid out in shares of common stock at some time after separation of employment in accordance with the participant's payout elections.</p> <p>The Internal Revenue Code places annual limits on the amounts that employees and employers can defer into a 401(k) savings plan. Because of these limits, the company makes matching contributions for deferred compensation plan participants through the deferred compensation plan. The deferred compensation matching contribution is equal to one-half of the first 6% of the employee's contributions plus one-fifth of the next 5% of the employee's contributions less an offset for 401(k) savings plan matching contributions. There are no company matching contributions on deferrals of performance-based restricted stock unit awards.</p> <p>All employee contributions and related earnings in the deferred compensation plan vest immediately. New participants are immediately eligible for company matching contributions and company matching contributions (including related earnings) vest after one year of service.</p>

Table 19

Plan Type	Plan	Description
Pension	Cash Balance Plan	The Cash Balance Plan is a tax-qualified pension plan generally available to all U.S.-based company employees.
	Cash Balance Restoration Plan	The Cash Balance Restoration Plan restores the benefits that would otherwise be provided under the Cash Balance Plan but for Internal Revenue Service limits applicable to tax-qualified pension plans.
	Supplemental Executive Retirement Plan	<p>The Compensation and Talent Development Committee believes that retirement, savings and deferred compensation plans, in general, and the Supplemental Executive Retirement Plan, in particular, are important elements of an overall compensation package. This package is designed to recruit and retain executive talent, especially mid-career executives, and to retain longer-term executive participants.</p> <p>Our Supplemental Executive Retirement Plan, or SERP, provides a participating named executive officer with retirement benefits based on the executive's:</p> <ul style="list-style-type: none"> • Final average pay⁽¹⁾ • Actual years of service • Age at retirement <p>SERP benefits are reduced by benefits payable under the broad-based Cash Balance Plan.</p>

Table 20

(1) Final average pay is the average base salary for the two consecutive years of highest base salary prior to retirement plus the average of the three highest annual bonuses during the 10 years prior to retirement.

Severance and Change in Control Arrangements

None of our executive officers has an employment agreement, but our named executive officers have severance pay agreements that include change-in-control features.

Rationale for Providing Severance Pay Agreements

The Compensation and Talent Development Committee believes severance pay agreements, which are a prevalent market practice, are effective in:

- Attracting executives who are leaving an existing employer
- Mitigating legal issues upon an employment separation
- Retaining talent during uncertain times

By mitigating the risks associated with potential job loss, severance pay agreements can reinforce management continuity, objectivity and focus on shareholder value. This can be particularly critical in actual or potential change in control situations.

Severance Pay Agreement Benefits

The severance pay agreements provide for cash payments and the continuation of certain other benefits for a limited period when:

- The company terminates an executive's employment for reasons other than cause, or
- The executive resigns for "good reason"

Payments are not required under the terms of the severance pay agreements when:

- A termination is for cause, or
- The executive voluntarily resigns other than for "good reason"

A termination other than for cause generally excludes terminations based on willful and continued failure by the executive to perform his or her duties for the company. These provisions are intended to provide for benefits upon the company's unilateral decision to terminate employment for reasons unrelated to the executive's performance of his or her job functions.

A resignation for "good reason" may occur if there is an adverse change in scope of duties or in compensation and benefit opportunities and, following a change in control, changes in employment location. These provisions are intended to provide safeguards against arbitrary actions that may effectively force an executive to resign.

The agreements provide for additional benefits if the termination of employment were to occur within two years following (or such termination was deemed to have occurred, in cases of certain involuntary terminations, in connection with or in anticipation of) a change in control of the company.

The agreements do not contain any excise tax gross-up provisions. In addition, in order to receive some of the benefits provided for in the agreement, the executive must, upon termination, enter into a general release in favor of the company, provide consulting services for the company for two years following the date of termination if requested, and agree to abide by certain contractual confidentiality and non-solicitation obligations. See “Compensation Tables—Severance and Change in Control Benefits” below for additional information about the terms of each named executive officer’s severance pay agreement.

Cash Severance Payments Policy

In 2024, the Compensation and Talent Development Committee adopted a policy that requires shareholder approval or ratification of any new severance arrangement providing for severance benefits to a Semptra executive officer in excess of 2.99 times the sum of the executive officer’s annual base salary and target performance-based annual bonus, subject to exclusions for certain types of benefits such as, among others, acceleration of equity awards, retirement benefits and deferred compensation. The Compensation and Talent Development Committee believes this is an important additional feature of our executive compensation program that places meaningful limits on the amount of severance benefits our executives are eligible to receive and empowers shareholders with respect to the severance benefits we offer.

Outstanding Equity Award Treatment Upon Certain Terminations or a Change in Control

All long-term incentive awards are subject to double-trigger change in control vesting provisions. This means that awards do not automatically vest upon a change in control. Rather, except under limited circumstances, vesting is only accelerated upon a termination of employment that meets certain conditions following a change in control. In the event of a termination of employment other than in connection with a change in control, equity awards are generally forfeited to the extent they are not vested at the time of termination, subject to accelerated vesting or non-forfeiture upon termination in certain specific circumstances. See “Compensation Tables—Severance and Change in Control Benefits” below for additional information.

The Compensation and Talent Development Committee utilizes double-trigger vesting provisions in connection with a change in control because it believes double-trigger vesting more accurately reflects current market practices while still providing appropriate benefits to executives in the event of a termination in connection with a change in control, and is thus in the best interests of our company and our shareholders.

Compensation and Talent Development Committee Roles and Responsibilities

Overview

The Compensation and Talent Development Committee’s primary role is to establish our compensation principles and policies and design and oversee our executive compensation program. The Compensation and Talent Development Committee reviews, determines and approves the compensation levels, including base salary and performance standards and levels of awards under annual and long-term incentive plans, for our Chief Executive Officer and other executive officers.

The Compensation and Talent Development Committee typically holds three regularly scheduled meetings each year and additional meetings when needed. The committee’s Chair approves the agenda prior to each meeting. Each member of the committee is required to be:

- An independent director under NYSE’s independence standards and applicable SEC rules
- A non-employee director under Rule 16b-3 under the Exchange Act

The Compensation and Talent Development Committee:

- Sets its regular meeting dates and standing agenda items annually
- Considers standing agenda items and other topics at each meeting
- Holds an executive session without management present at each regular meeting
- Retains its own independent compensation advisor
- Recommends changes to its charter for approval by the board as needed
- Conducts an annual self-assessment of its effectiveness in compliance with its charter
- Provides regular updates to the full board regarding its proceedings, recommendations and decisions

The Compensation and Talent Development Committee’s charter is available on our website at www.semptra.com under the “Corporate governance” tab of the “Investors” tab. The Compensation and Talent Development Committee’s major responsibilities are discussed under “Corporate Governance—Board Committees—Compensation and Talent Development Committee” above.

Tally Sheets

In addition to other information it considers relevant, the Compensation and Talent Development Committee uses tally sheets to review and evaluate our executive compensation and benefit programs as a whole. These tally sheets, along with information prepared annually for our proxy statement, provide:

- Information for analyzing the design, operation and effectiveness of our executive compensation program
- The total dollar value of executives' accumulated compensation and benefits, including holdings of our common stock and realized and unrealized gains under equity-based compensation awards, estimated pension benefits and deferred compensation balances
- Information on change in control scenarios

The committee does not rely on tally sheets to establish specific pay levels. Instead, pay levels are based primarily on external market data and other considerations described under "Labor Market Reviews" above.

The Compensation and Talent Development Committee's Advisors

The Compensation and Talent Development Committee retains an independent advisor to assist with executive compensation matters.

The committee has the sole authority to select, compensate and terminate its external advisors and is directly responsible for the oversight of the work of any such advisors.

In 2024, the committee retained Exequity as its independent compensation consultant. The committee has assessed Exequity's independence pursuant to NYSE and SEC rules and concluded that there are no conflicts of interest. Exequity is a nationally recognized independent provider of executive compensation advisory services and it is not affiliated with any of the company's other service providers.

An Exequity representative attended and met in executive session with committee members at all of the 2024 regular meetings of the Compensation and Talent Development Committee. Exequity's role and responsibilities in assisting the committee in 2024 were as follows:

- Providing competitive data on compensation and relative performance of peer group companies
- Recommending pay programs and salary increase budgets
- Conducting a risk assessment of incentive programs
- Making presentations on regulatory and legislative matters affecting executive compensation
- Providing opinions on the reasonableness of compensation
- Consulting on other related matters as needed

Exequity and its affiliates do not perform any work for the company outside of its advisory role to the Compensation and Talent Development Committee. The total amount paid to Exequity in 2024 was \$168,508.

Management's Role

Our Chief Executive Officer and/or Chief Human Resources Officer attend the non-executive session of each Compensation and Talent Development Committee meeting. Our human resources department assists the committee by preparing tally sheets and other compensation information and analyses for its consideration. Our accounting, finance and law departments also support the committee with respect to compensation-related matters, including issues related to broad-based benefit plans and regulatory reporting and compliance. The committee members and their independent compensation consultant, Exequity, generally receive presentation materials in advance of committee meetings.

Our executive officers do not determine or approve any element or component of their own compensation, nor are they present during the committee's deliberations regarding their own compensation. This includes base salary, performance-based annual bonus, long-term equity-based incentives and all other aspects of compensation. Our Chief Executive Officer does not meet separately with the committee's independent compensation consultant.

The Compensation and Talent Development Committee seeks our Chief Executive Officer's views on the performance of our other executive officers, and the Chief Executive Officer makes pay recommendations for these officers. In addition, the committee frequently requests input from the Chief Executive Officer on what compensation programs and goals he believes might be most appropriate given the company's strategic direction. The committee considers this input in addition to input received from its independent compensation consultant in setting goals, pay levels and program design.

Managing Risk in Compensation Plans

Managing Risk

The Compensation and Talent Development Committee seeks to mitigate risk in our executive compensation program through the following policies and features:

Compensation Program Risk Mitigation

- | | |
|---|---|
| ✓ Balance of short-term and long-term incentives | ✓ Share ownership guidelines |
| ✓ Higher proportion of total compensation linked to long-term incentives | ✓ Cash severance payments policy |
| ✓ Other elements of our incentive plan design and performance measure selection | ✓ Clawback policy |
| | ✓ Anti-hedging policy |
| | ✓ Independent third-party risk assessment |

Risk Mitigation Features in our Incentive Plan Design and Performance Measure Selection

Our 2024 performance-based annual bonus plan includes the following risk mitigation features:

- Limiting the payout at the maximum performance level to 200% of target
- Using a company financial performance measure that is based on the earnings reported in our financial statements, with certain adjustments that are limited and predefined and the potential for others related to unplanned or unforeseen items, all of which are made only after thoughtful consideration by the Compensation and Talent Development Committee
- Incorporating Safety Measures and Sustainability Measures, which are performance measures important to our business operations, in addition to the company financial performance measure
- Providing the Compensation and Talent Development Committee with discretion over certain incentive plan payouts

Our 2024 annual long-term incentive plan awards include the following risk mitigation features:

- Using a balanced mix of multiple types of awards and performance measures, consisting of a market-based performance measure (relative total shareholder return), a company financial performance measure (long-term EPS growth), a service-based measure (service-based restricted stock units) and stock options
- Measuring our total shareholder return against the S&P 500 Index and the S&P 500 Utilities Index rather than against peer groups selected by the company, which reduces subjectivity in the determination of peer groups
- Using multi-year performance periods to promote a longer-term performance horizon
- Providing zero payouts for performance-based awards if performance is below the 25th percentile threshold level
- Limiting the maximum payout level for performance-based restricted stock unit awards to 200% of the target number of units (including reinvested dividend equivalents)

Clawback Policy

Our clawback policy requires the recovery of certain (i) erroneously paid performance-based incentive compensation received by our executive officers on or after October 2, 2023, as required by new rules of the SEC and NYSE implemented pursuant to the Dodd-Frank Act, and (ii) incentive compensation received by the Chief Executive Officer, as required under the Sarbanes-Oxley Act of 2002, in each case in the event of certain qualifying accounting restatements.

In addition, under our clawback policy, the Compensation and Talent Development Committee may provide for additional recovery of compensation from awards made under our LTIPs, including service-based restricted stock unit awards, performance-based restricted stock unit awards, stock option awards and annual incentive awards. All outstanding award agreements under the LTIP provide for reimbursement of compensation if the recipient of such an award's fraudulent or intentional misconduct is found, in the discretion of the Compensation and Talent Development Committee, to have materially affected the operations or financial results of the company or its subsidiaries, even if such misconduct did not result in an accounting restatement.

Anti-Hedging and Pledging Policies

Pursuant to the company's Insider Trading and Information Confidentiality Policy, all employees, including all officers, of Sempra and any subsidiary or other entity as to which Sempra has majority ownership and control and all directors of Sempra are prohibited from purchasing financial instruments or otherwise engaging in transactions that hedge or offset, or are designed to hedge or offset, any decrease in the market

value of any equity security of Semptra or any such subsidiary or other entity, and are also prohibited from selling “short” any securities of those companies. These prohibitions also apply to family members living in the same household as any such employee, officer or director, as well as entities directly or indirectly controlled by the employee, officer or director.

Semptra officers and directors also are prohibited from pledging any securities of Semptra or any subsidiary or other entity as to which Semptra has majority ownership and control.

Independent Third-Party Risk Assessment

The Compensation and Talent Development Committee's independent compensation consultant, Exequity, conducted a risk assessment of our 2024 compensation programs. Exequity's findings concluded that our compensation programs do not create risks that are likely to have a material adverse impact on the company. The committee concurs with these findings. Specific examples of safeguards and risk mitigation features found in our executive compensation programs are listed above.

Equity Award Timing Practices

The Board of Directors has delegated the authority to the Compensation and Talent Development Committee to oversee the management and control of the operations and administration of our long-term incentive plans, which includes the authority to grant annual and special equity awards to senior officers and other employees.

The Compensation and Talent Development Committee authorizes stock option and other equity awards as part of annual compensation planning that is typically completed in December, with awards granted to eligible employees on the first NYSE trading day of January. Additionally, special equity awards may be granted at other times in connection with new hires, employees receiving promotions, to reward extraordinary performance or to promote retention. These special equity awards may be granted on the first NYSE trading day of a calendar quarter, on the date of hire or date of promotion, or on such other date determined by the Compensation and Talent Development Committee.

We do not time grants of equity awards based on the release of material nonpublic information, nor do we time the release of material nonpublic information based on equity award grant dates, vesting events or sale events. For all stock option awards, the exercise price is the grant date closing price of our common stock on the NYSE. If the grant date falls on a non-trading day, the exercise price is the closing price of our common stock on the NYSE on the last trading day preceding the date of grant.

None of our named executive officers received special equity awards in 2024. During 2024, we did not grant equity awards to our named executive officers during the four business days prior to or the one business day following the filing of our periodic reports on Form 10-Q or Form 10-K or the filing or furnishing of a current report on Form 8-K that discloses material nonpublic information. We have not timed the disclosure of material nonpublic information for the purpose of affecting the value of executive compensation in 2024.

Share Ownership Guidelines

Our Board of Directors has established share ownership guidelines for officers of Semptra and its subsidiaries to further strengthen the link between executive and shareholder interests. The guidelines set minimum levels of share ownership that these officers must achieve and maintain. For officers, the guidelines are:

Executive Level	Share Ownership
Chief Executive Officer	8x base salary
Corporate Group Presidents and Executive Vice Presidents	4x base salary
Subsidiary Chief Executive Officers, U.S.-based Presidents and Chief Operating Officers	3x base salary
U.S.-based Senior Vice Presidents	2x base salary
Vice Presidents and non-U.S.-based Officers	1x base salary

Table 21

We believe our share ownership guidelines are robust relative to prevalent market practices. Based on Exequity's review of data for our Compensation Peer Group as disclosed in their 2024 proxy statements, Chief Executive Officer share ownership guidelines ranged from two times to eight times base salary and 89% of these peers had a Chief Executive Officer share ownership guideline of six times base salary or less.

For purposes of the guidelines, we include shares owned directly and through our 401(k) savings plan. We also include phantom shares of our common stock into which compensation has been deferred, deferred restricted stock units that have vested, unvested service-based restricted stock units, and the in-the-money value of service-based stock options.

We expect officers to meet these guidelines within five years after hire or promotion to an officer-level position or promotion to a role with a higher share ownership guideline. Until such time as the applicable share ownership guideline is met, executive officers are expected to retain (and not sell) a number of shares equal to at least 50% of the net after-tax shares acquired through equity compensation awards.

As of March 20, 2025, the record date for the Annual Shareholders Meeting, (i) Mr. Martin's stock ownership was nearly 16 times his base salary (and over 11 times his base salary excluding the in-the-money value of service-based stock options) and (ii) the other named executive officers, excluding Mr. Mihalik who retired January 1, 2025 and is no longer subject to these guidelines, met or exceeded their respective stock ownership guidelines (with or without including the in-the-money value of service-based stock options).

Impact of Regulatory Requirements

Tax Deductibility of Pay

Section 162(m) of the Internal Revenue Code places a limit of \$1 million on the annual amount of compensation that publicly held companies may deduct for federal income tax purposes for "covered employees." The Compensation and Talent Development Committee believes that tax deductibility is one important factor in designing and evaluating our executive compensation program. In light of the elimination of the exception for performance-based compensation under Section 162(m), providing compensation that is not fully tax deductible is required by competitive and other circumstances. Accordingly, since the elimination of the exception for performance-based compensation, the Compensation and Talent Development Committee has determined it to be in the best interest of the company and our shareholders to provide a portion of compensation that is not fully tax deductible by the company.

Other Tax, Accounting and Regulatory Considerations

Many other Internal Revenue Code provisions, SEC regulations and accounting rules affect the design of executive pay. They are taken into consideration to create and maintain plans that are intended to comply with these requirements and that our Compensation and Talent Development Committee believes are effective and in the best interests of our company and our shareholders.

Compensation and Talent Development Committee Report

The Compensation and Talent Development Committee of Semptra's Board of Directors, as it was composed at its meeting in February 2025, has reviewed and discussed with the company's management the Compensation Discussion and Analysis included in this proxy statement and, based on that review and discussion, recommended to the board that it be so included.

Compensation and Talent Development Committee

Andrés Conesa, Chair
Richard J. Mark
Michael N. Mears
Jack T. Taylor

Compensation Tables

In determining compensation for the named executive officers each year, the Compensation and Talent Development Committee uses target total direct compensation to measure the compensation opportunity provided to each executive in a given year. A summary of the 2024 target total direct compensation established by the Compensation and Talent Development Committee for each named executive officer is set forth on page 44.

Summary Compensation Table

In the table below, we summarize the compensation for the past three years for each of our named executive officers, part of which is subject to performance and vesting requirements.

2024 SUMMARY COMPENSATION TABLE

	Year	Salary ^(B)	Bonus ^(C)	Stock Awards ^(D)	Option Awards ^(D)	Non-Equity Incentive Plan Compensation	Change in Pension Value and Nonqualified Deferred Compensation Earnings ^(E)	All Other Compensation ^(F)	Total
				Restricted Stock Units	Service-Based Options	Performance-Based Annual Cash Bonus	Pension Accruals and Above-Market Interest on Non-qualified Deferred Compensation		
Jeffrey W. Martin Chairman, Chief Executive Officer and President	2024	\$1,600,000	—	\$9,262,310	\$4,241,667	\$4,002,100	\$1,651,377	\$756,348	\$21,513,802
	2023	\$1,500,000	—	\$8,252,705	\$3,833,364	\$4,631,300	\$8,369,692	\$834,820	\$27,421,881
	2022	\$1,400,000	—	\$7,018,343	\$3,166,681	\$4,296,100	\$1,933,702	\$793,268	\$18,608,094
Karen L. Sedgwick Executive Vice President and Chief Financial Officer	2024	\$ 630,000	—	\$1,458,030	\$ 667,682	\$ 810,500	\$1,865,646	\$ 79,431	\$ 5,511,289
	2023	\$ 560,000	—	\$1,627,040	—	\$ 691,700	\$5,047,785	\$ 63,671	\$ 7,990,196
	2022	\$ 460,000	—	\$ 789,340	—	\$ 529,400	\$ 12,011	\$ 49,284	\$ 1,840,035
Justin C. Bird Executive Vice President	2024	\$ 780,000	\$150,000	\$1,396,187	\$ 639,341	\$1,003,400	\$1,970,641	\$121,165	\$ 6,060,734
Diana L. Day Chief Legal Officer	2024	\$ 510,000	—	\$ 866,171	—	\$ 437,400	\$ 164,985	\$ 57,263	\$ 2,035,819
Trevor I. Mihalik^(A) Executive Vice President and Group President, California	2024	\$1,034,039	—	\$2,766,049	\$1,266,671	\$1,357,900	\$5,327,929	\$192,193	\$11,944,781
	2023	\$ 900,000	—	\$2,440,119	\$1,133,361	\$1,587,900	\$1,589,254	\$169,472	\$ 7,820,106
	2022	\$ 830,000	—	\$1,921,195	\$ 866,671	\$1,512,300	\$ 16,122	\$154,236	\$ 5,300,524

(A) Mr. Mihalik retired from the company on January 1, 2025.

(B) The 2024 salary reported for Mr. Mihalik includes \$84,039 for the payout of accrued vacation.

(C) Award pursuant to a 2023 retention agreement with Sempra Infrastructure that was in effect before Mr. Bird became an executive officer of Sempra. The terms of the agreement are discussed under "Compensation Discussion and Analysis—Compensation Components—Benefit Plans—Health, Life Insurance and Disability Plans and Other Executive Benefits."

(D) Represents the grant date fair value of stock and option awards granted during the year. These amounts reflect our grant date estimate of the aggregate compensation expense that we will recognize over the service period of the awards. They are calculated in accordance with GAAP for financial reporting purposes based on the assumptions described in Note 13 of the Notes to Consolidated Financial Statements included in our 2024 Annual Report to Shareholders but disregarding estimates of forfeitures related to service-based vesting conditions.

Stock awards consist of performance-based and service-based restricted stock units. For the performance-based restricted stock units with a performance measure based on total shareholder return, a Monte Carlo valuation model is used to calculate grant date fair value. For the performance-based restricted stock units with a performance measure based on EPS growth (as adjusted for LTIP purposes), the amounts included in this table assume the target level of performance conditions were achieved. The maximum values for these EPS growth-based awards granted in 2024, assuming the highest level of performance conditions were achieved, would be \$8,483,348 for Mr. Martin; \$1,335,342 for Ms. Sedgwick; \$1,278,780 for Mr. Bird; \$544,084 for Ms. Day; and \$2,533,450 for Mr. Mihalik. For the service-based restricted stock units, the awards were valued at the fair market value of shares of our common stock at the crediting date without reduction for non-transferability, and the amounts included in this table are equal to the number of shares subject to such awards multiplied by the grant date closing price of our common stock. All performance-based and service-based restricted stock units will be settled in shares of Sempra common stock upon vesting, unless deferred in accordance with the terms of the Employee and Director Savings Plan in the case of performance-based restricted stock units, in which case they will be settled in shares of Sempra common stock following separation of service from the company.

Option awards consist solely of service-based nonqualified stock options. A Black-Scholes valuation model is used to calculate their grant date fair value.

The value actually realized by executives from stock and option awards will depend upon the extent to which performance and service-based vesting conditions are satisfied and the market value of the shares subject to the award upon vesting and sale.

For additional information regarding stock and option awards, see “Grants of Plan-Based Awards” and “Outstanding Equity Awards at Year-End” below.

- (E) Represents (i) the aggregate change in the actuarial present value of accumulated benefits under pension plans at year-end over the prior year-end and (ii) above-market interest (interest in excess of 120% of the federal long-term rate) on compensation deferred on a basis that is not tax-qualified. The 2024 amounts are:

	Change in Accumulated Benefits ⁽¹⁾	Above-Market Interest	Total
Jeffrey W. Martin	\$1,576,450	\$74,927	\$1,651,377
Karen L. Sedgwick	\$1,848,730	\$16,916	\$1,865,646
Justin C. Bird	\$1,960,044	\$10,597	\$1,970,641
Diana L. Day	\$ 148,052	\$16,933	\$ 164,985
Trevor I. Mihalik	\$5,304,044	\$23,885	\$5,327,929

- (1) The SERP is a traditional defined benefit pension plan. Defined benefit plans are extremely sensitive to interest rate changes and other economic assumptions. The actuarial value of the pension benefit fluctuates significantly from year to year depending on a number of factors, including changes in pay, the accrual of additional age and service, interest rates and changes in actuarial assumptions such as mortality. Under the defined benefit formula, final average pay is the average base salary for the two consecutive years of highest base salary prior to retirement plus the average of the three highest annual bonuses during the 10 years prior to retirement. Final average pay does not include long-term equity-based incentives. For Mr. Martin, the year-over-year change was driven primarily by an additional year of age and service and pay changes. For additional information regarding pension benefits and deferred compensation, see “Pension Benefits” and “Nonqualified Deferred Compensation” below.

- (F) All Other Compensation amounts for 2024 are:

	Company 401(k) and Deferred Compensation Plan Contributions	Insurance Premiums ⁽¹⁾⁽²⁾	Matching of Charitable Contributions ⁽³⁾	Other ⁽²⁾⁽⁴⁾	Total
Jeffrey W. Martin	\$249,175	\$73,877	\$205,999	\$227,297	\$756,348
Karen L. Sedgwick	\$ 31,491	\$ 6,980	\$ 10,960	\$ 30,000	\$ 79,431
Justin C. Bird	\$ 76,420	\$ 8,485	\$ 5,000	\$ 31,260	\$121,165
Diana L. Day	\$ 37,203	\$ 3,560	\$ 6,500	\$ 10,000	\$ 57,263
Trevor I. Mihalik	\$102,500	\$ 9,693	\$ 50,000	\$ 30,000	\$192,193

- (1) Amounts consist of premiums for supplemental disability benefits for Messrs. Martin, Bird and Mihalik and Ms. Sedgwick, excess personal liability insurance benefits for Ms. Day, medical transport coverage for each named executive officer, and life insurance premiums of \$64,109 for Mr. Martin. Information on these programs is provided under “Compensation Discussion and Analysis—Compensation Components—Benefit Plans—Health, Life Insurance and Disability Plans and Other Executive Benefits.”
- (2) Excess personal liability insurance benefits for Messrs. Martin, Bird and Mihalik and Ms. Sedgwick are included within their executive benefit program allowances reported in this table under “Other.”
- (3) Amounts consist of contributions to charitable, educational and other non-profit organizations to match the personal contributions of each named executive officer. We offer a program that matches employee contributions on a dollar-for-dollar basis up to an annual maximum match, the amount of which varies based on employee seniority and which was, in 2024, \$25,000 for Messrs. Martin, Bird and Mihalik and Ms. Sedgwick and \$15,000 for Ms. Day, as well as a special double-match program that doubles employee contributions that are made on a specific day of the calendar year. Both of these programs are available to all employees. All matching contributions are made by the Semptra Foundation, which was founded and is solely funded by Semptra.
- (4) For Messrs. Martin and Bird, amounts include the incremental cost to the company attributable to security-related services, including the use of a car and security personnel, such as a security driver, for commuting and other transportation needs for Messrs. Martin and Bird, home security for Mr. Martin, and personal use of the company’s aircraft service for Mr. Martin (in the amount of \$137,777, with the incremental cost calculated based on the amounts invoiced to the company for the applicable flights), which use, in lieu of flying commercial, was encouraged for Mr. Martin by our Board of Directors for security, health and safety reasons. The company considers costs for these services to be business expenses rather than personal benefits because they mitigate risk to the company by supporting the security, health and safety of our top executives; however, disclosure regulations require certain security expenses to be reported as personal benefits. The amount for Mr. Martin excludes the aggregate incremental cost to the company for his personal use of the company’s aircraft service for which Mr. Martin reimbursed the company in accordance with a time-sharing agreement and as allowed under applicable Federal Aviation Administration regulations. On rare occasions, family members and guests travel on non-commercial aircraft when the aircraft is already going to a specific destination for a business purpose. This use has a nominal incremental cost to the company and, if calculable, this nominal amount is included in the amounts shown in this column. Amounts also include financial and estate planning services and an executive benefit program allowance of \$40,000 for Mr. Martin and \$30,000 for Ms. Sedgwick and Messrs. Bird and Mihalik. Amounts do not include parking at company offices and the occasional personal use by executive officers of company property and services (including entertainment events which would not otherwise be used for the business purposes for which they were obtained) for which we incur no more than nominal incremental cost or for which we are reimbursed by the executive for the incremental cost of personal use.

SUMMARY OF TOTAL DIRECT COMPENSATION (BASE SALARY, STOCK AWARDS, OPTION AWARDS AND NON-EQUITY INCENTIVE PLAN COMPENSATION)

The table below presents an alternative version of the 2024 Summary Compensation Table that excludes the change in actuarial value of pension benefits, nonqualified deferred compensation earnings and the amounts in the "All Other Compensation" column. The purpose of this table is to provide readers with a view of the elements of total direct compensation that are reviewed and determined annually by the Compensation and Talent Development Committee. This table is not a substitute for the 2024 Summary Compensation Table and related footnotes shown above.

	Year	Salary	Stock Awards	Option Awards	Non-Equity Incentive Plan Compensation	Total Direct Compensation
			Restricted Stock Units	Service-Based Options	Performance-Based Annual Cash Bonus	
Jeffrey W. Martin Chairman, Chief Executive Officer and President	2024	\$1,600,000	\$9,262,310	\$4,241,667	\$4,002,100	\$19,106,077
	2023	\$1,500,000	\$8,252,705	\$3,833,364	\$4,631,300	\$18,217,369
	2022	\$1,400,000	\$7,018,343	\$3,166,681	\$4,296,100	\$15,881,124
Karen L. Sedgwick Executive Vice President and Chief Financial Officer	2024	\$ 630,000	\$1,458,030	\$ 667,682	\$ 810,500	\$ 3,566,212
	2023	\$ 560,000	\$1,627,040	—	\$ 691,700	\$ 2,878,740
	2022	\$ 460,000	\$ 789,340	—	\$ 529,400	\$ 1,778,740
Justin C. Bird Executive Vice President	2024	\$ 780,000	\$1,396,187	\$ 639,341	\$1,003,400	\$ 3,818,928
Diana L. Day Chief Legal Officer	2024	\$ 510,000	\$ 866,171	—	\$ 437,400	\$ 1,813,571
Trevor I. Mihalik Executive Vice President and Group President, California	2024	\$1,034,039	\$2,766,049	\$1,266,671	\$1,357,900	\$ 6,424,659
	2023	\$ 900,000	\$2,440,119	\$1,133,361	\$1,587,900	\$ 6,061,380
	2022	\$ 830,000	\$1,921,195	\$ 866,671	\$1,512,300	\$ 5,130,166

Grants of Plan-Based Awards

Our named executive officers participate in incentive compensation plans that are designed to encourage high levels of performance on both a short-term and a long-term basis. Performance-based annual cash bonuses were provided under our annual bonus plan. Long-term equity-based incentives were provided under our 2019 Long-Term Incentive Plan.

We summarize below our 2024 grants of plan-based awards for each of our executive officers named in the 2024 Summary Compensation Table.

2024 GRANTS OF PLAN-BASED AWARDS

	Grant Date ^(A)	Authori- zation Date ^(A)	Estimated Possible Payouts Under Non-Equity Incentive Plan Awards (Performance-Based Annual Bonus) ^(B)			Estimated Future Payouts Under Equity Incentive Plan Awards (Number of Shares) ^{(C)(E)}			All Other Stock Awards Number of Shares ^{(D)(E)}	Option Awards (Service-Based Stock Options) ^(F)		Grant Date Fair Value of Stock and Option Awards ^(G)	
			Threshold	Target	Maximum	Threshold	Target	Maximum		Number of Shares	Exercise Price per Share		
Jeffrey W. Martin													
Performance-based Restricted Stock Units (PBRSU) based on TSR vs. S&P 500 Utilities Index	1/02/24	11/14/23				9,790	39,161	78,322				\$3,442,487	
PBRSU based on TSR vs. S&P 500 Index	1/02/24	11/14/23				4,196	16,784	33,568				\$1,578,149	
PBRSU based on EPS growth	1/02/24	11/14/23				13,986	55,944	111,888				\$4,241,674	
Nonqualified Stock Options	1/02/24	11/14/23								258,166	\$75.82	\$4,241,667	
Performance-Based Annual Bonus			\$1,120,000	\$2,800,000	\$5,600,000								
Karen L. Sedgwick													
PBRSU based on TSR vs. S&P 500 Utilities Index	1/02/24	11/22/23				1,541	6,165	12,330				\$ 541,940	
PBRSU based on TSR vs. S&P 500 Index	1/02/24	11/22/23				661	2,642	5,284				\$ 248,419	
PBRSU based on EPS growth	1/02/24	11/22/23				2,202	8,806	17,612				\$ 667,671	
Nonqualified Stock Options	1/02/24	11/22/23								40,638	\$75.82	\$ 667,682	
Performance-Based Annual Bonus			\$ 226,800	\$ 567,000	\$1,134,000								
Justin C. Bird													
PBRSU based on TSR vs. S&P 500 Utilities Index	1/02/24	11/22/23				1,476	5,903	11,806				\$ 518,909	
PBRSU based on TSR vs. S&P 500 Index	1/02/24	11/22/23				633	2,530	5,060				\$ 237,888	
PBRSU based on EPS growth	1/02/24	11/22/23				2,108	8,433	16,866				\$ 639,390	
Nonqualified Stock Options	1/02/24	11/22/23								38,913	\$75.82	\$ 639,341	
Performance-Based Annual Bonus			\$ 280,800	\$ 702,000	\$1,404,000								

	Grant Date ^(A)	Authori- zation Date ^(A)	Estimated Possible Payouts Under Non-Equity Incentive Plan Awards (Performance-Based Annual Bonus) ^(B)			Estimated Future Payouts Under Equity Incentive Plan Awards (Number of Shares) ^{(C)(E)}			All Other Stock Awards Number of Shares ^{(D)(E)}	Option Awards (Service-Based Stock Options) ^(F)		Grant Date Fair Value of Stock and Option Awards ^(G)
			Threshold	Target	Maximum	Threshold	Target	Maximum		Number of Shares	Exercise Price per Share	
Diana L. Day												
PBRSU based on TSR vs. S&P 500 Utilities Index	1/02/24	11/22/23				628	2,512	5,024				\$ 220,820
PBRSU based on TSR vs. S&P 500 Index	1/02/24	11/22/23				269	1,077	2,154				\$ 101,267
PBRSU based on EPS growth	1/02/24	11/22/23				897	3,588	7,176				\$ 272,042
Service-based Restricted Stock Units	1/02/24	11/22/23							3,588			\$ 272,042
Performance-Based Annual Bonus			\$122,400	\$306,000	\$ 612,000							
Trevor I. Mihalik												
PBRSU based on TSR vs. S&P 500 Utilities Index	1/02/24	11/14/23				2,924	11,695	23,390				\$1,028,061
PBRSU based on TSR vs. S&P 500 Index	1/02/24	11/14/23				1,253	5,012	10,024				\$ 471,263
PBRSU based on EPS growth	1/02/24	11/14/23				4,177	16,707	33,414				\$1,266,725
Nonqualified Stock Options	1/02/24	11/14/23								77,095	\$75.82	\$1,266,671
Performance-Based Annual Bonus			\$380,000	\$950,000	\$1,900,000							

- (A) Grant and authorization dates are applicable to equity incentive awards, which consist of performance-based and service-based restricted stock units and nonqualified stock options. The Compensation and Talent Development Committee authorizes these awards as part of annual compensation planning that is typically completed in December with salary adjustments becoming effective on January 1 and awards granted on the first trading day of January. The Compensation and Talent Development Committee approves a dollar value and the other terms for the awards to be granted to each named executive officer. Special equity awards also may be granted at other times, including upon the hiring or promotion of executive officers, to reward extraordinary performance, or to promote retention. In accordance with the terms approved by the Compensation and Talent Development Committee, on the grant date of each award, the precise number of shares to be granted to each named executive officer was calculated using the closing price for shares of our common stock on that date (or, for the nonqualified stock options, a Black-Scholes valuation).
- (B) Non-equity incentive plan awards consisted of performance-based annual bonuses payable under our annual bonus plan. Amounts reported in the table represent estimates at the beginning of 2024 of bonuses expected to be paid under financial and operational performance measures established by the Compensation and Talent Development Committee. Outstanding company or individual performance may result in the payment of bonuses that exceed the target amounts. In no event will actual payouts exceed the maximum bonuses established under the plan for each executive.
- Performance measures for 2024 were based on an ABP Earnings target of \$3,051 million, Safety Measures and Sustainability Measures. For information about the predefined adjustments to earnings for annual bonus plan purposes, please refer to Appendix B to this proxy statement. No bonuses were payable for ABP Earnings of less than \$2,807 million and maximum bonuses were payable for ABP Earnings of \$3,295 million or more. Target bonuses were set at levels ranging from 175% of base salary for Mr. Martin to 60% of base salary for Ms. Day, with maximum bonuses ranging from 350% to 120% of base salary, respectively. ABP Earnings for 2024 were \$3,158 million, performance was at target for the Safety Measures and performance exceeded target for the Sustainability Measures as set forth in Table 11 under "Compensation Discussion and Analysis—Compensation Components—Performance-Based Annual Bonuses—Annual Bonus Performance Results" and in Appendix B to this proxy statement. Accordingly, in February 2025, the Compensation and Talent Development Committee authorized the payment of bonuses to the named executive officers in the amounts reported in the 2024 Summary Compensation Table as non-equity incentive plan compensation earned in 2024.
- (C) Equity incentive plan awards consisted of performance-based restricted stock units. Shares subject to the performance-based restricted stock units generally will vest, in whole or in part, or be forfeited in early 2027 to the extent certified by the Compensation and Talent Development Committee based on our total shareholder return compared to market and peer group indices for the three-year period ending on the first NYSE trading day in 2027 and EPS growth (as adjusted for LTIP purposes) for the three-year period ending December 31, 2026. For information about the treatment of performance-based restricted stock units in the event of a termination of employment before the end of the performance period or a change in control, see "Severance and Change in Control Benefits" below.
- For the two components of performance-based restricted stock units with a total shareholder return performance measure, the target number of shares will vest if we have achieved a cumulative three-year total shareholder return that places us among the top 50% of the companies in the S&P 500 Utilities Index or S&P 500 Index, as applicable, with additional shares vesting ratably for performance above the 50th percentile of the applicable index to the maximum number (200% of the target number) of shares for performance at or above the 90th percentile of that index. If our performance does not place us among the top 50%, but is at or above the 25th percentile of the companies in the applicable index, the number of shares that will vest declines from the target number of shares at the 50th percentile to 25% of the target number of shares at the 25th percentile and zero shares below the 25th percentile.

For the performance-based restricted stock units with an EPS growth performance measure, the target number of shares will vest, subject to the Compensation and Talent Development Committee's discretion (to make adjustments to EPS), if we have achieved a three-year adjusted EPS CAGR ranked at the 50th percentile among our S&P 500 Utilities Index peers. If performance is at the 75th percentile, 150% of the target number of shares will vest, and if performance is at the 90th percentile or higher, the maximum number (200% of the target number) of shares will vest. If our three-year adjusted EPS CAGR performance does not place us among the top 50%, but is at or above the 25th percentile, the number of shares that will vest declines from the target number of shares at the 50th percentile to 25% of the target number of shares at the 25th percentile and zero shares below the 25th percentile.

- (D) These awards represent service-based restricted stock units that vest ratably over three years. For information about the treatment of service-based restricted stock units in the event of a termination of employment before the end of the service period or a change in control, see "Severance and Change in Control Benefits" below.
- (E) During the performance or service periods, dividends paid or that would have been paid on the shares subject to the award are deemed reinvested to purchase additional shares, at their fair market value, which become subject to the same forfeiture and vesting conditions (including performance criteria, if applicable) as the shares to which the dividends relate. Due to the inability to forecast stock prices at which future dividends would be reinvested, the amounts shown in the table do not include such dividends.

Unless the named executive officer instructs otherwise, the company will withhold a sufficient number of shares to which the participant would otherwise be entitled to pay the minimum amount of withholding taxes that become payable.

- (F) Stock options are nonqualified, service-based options to purchase shares of our common stock. They were granted at an exercise price equal to the grant date closing price of our common stock and have a 10-year term, subject to earlier expiration following termination of employment, subject to certain exceptions. They generally vest and become exercisable ratably over three years. For information about the treatment of stock options in the event of a termination of employment before the end of the vesting period or a change in control, see "Severance and Change in Control Benefits" below.
- (G) These amounts reflect our grant date estimate of the aggregate compensation expense that we will recognize over the service period of the award. They are calculated in accordance with GAAP based on the assumptions described in Note 13 of the Notes to Consolidated Financial Statements included in our 2024 Annual Report to Shareholders but disregarding estimates of forfeitures related to service-based vesting conditions. The value actually realized by executives from stock and option awards will depend upon the extent to which performance and service-based vesting conditions are satisfied and the market value of the shares subject to the award upon vesting and sale.

Outstanding Equity Awards at Year-End

We summarize below our grants of equity awards that were outstanding at December 31, 2024, for each of our executive officers named in the 2024 Summary Compensation Table. These awards consist of nonqualified stock options and performance-based and service-based restricted stock units.

2024 OUTSTANDING EQUITY AWARDS AT YEAR-END

	Grant Date	Option Awards (Service-Based Stock Options) ^(A)				Stock Awards			
						Equity Incentive Plan Awards (Performance-Based Restricted Stock Units) ^(B)		Other Stock Awards (Service-Based Restricted Stock Units) ^(C)	
		Number of Shares Underlying Unexercised Options		Exercise Price	Expiration Date	Number of Unearned/Unvested Shares ^(D)	Market Value of Unearned/Unvested Shares	Number of Unearned/Unvested Shares ^(D)	Market Value of Unearned/Unvested Shares
		Exercisable	Unexercisable						
Jeffrey W. Martin	01/02/24	—	258,166	\$75.820	01/01/34				
	01/02/24					50,565	\$ 4,435,542		
	01/02/24					22,059	\$ 1,934,975		
	01/02/24					57,329	\$ 5,028,934		
	01/03/23	73,038	146,074	\$76.855	01/01/33				
	01/03/23					33,052	\$ 2,899,356		
	01/03/23					21,718	\$ 1,905,126		
	01/03/23					52,776	\$ 4,629,525		
	01/03/22	192,096	96,046	\$65.995	01/01/32				
	01/03/22					50,049	\$ 4,390,258 ^(F)		
	01/03/22					44,430	\$ 3,897,357 ^(F)		
	01/03/22					104,540	\$ 9,170,252 ^(G)		
	01/04/21	297,152	—	\$61.900	01/01/31				
	01/02/20	212,552	—	\$74.560	01/01/30				
	01/02/19	272,728	—	\$53.380	01/01/29				
		1,047,566	500,286	\$67.338 ^(E)		436,518	\$38,291,325	—	\$ —
Karen L. Sedgwick	01/02/24	—	40,638	\$75.820	01/01/34				
	01/02/24					7,960	\$ 698,274		
	01/02/24					3,472	\$ 304,588		
	01/02/24					9,024	\$ 791,591		
	01/03/23					4,450	\$ 390,378		
	01/03/23					2,924	\$ 256,512		
	01/03/23					7,104	\$ 623,173		
	01/03/23							4,736	\$415,449 ^(I)
	01/03/22					3,880	\$ 340,358 ^(F)		
	01/03/22					3,444	\$ 302,146 ^(F)		
	01/03/22					8,100	\$ 710,549 ^(G)		
	01/03/22							1,349	\$118,297 ^(J)
		—	40,638	\$75.820 ^(E)		50,358	\$ 4,417,569	6,085	\$533,746
Justin C. Bird	01/02/24	—	38,913	\$75.820	01/01/34				
	01/02/24					7,622	\$ 668,599		
	01/02/24					3,325	\$ 291,676		
	01/02/24					8,642	\$ 758,062		
	01/03/23					4,254	\$ 373,173		
	01/03/23					2,795	\$ 245,207		
	01/03/23					6,793	\$ 595,885		
	01/03/23							4,529	\$397,257 ^(I)
	01/03/22					6,262	\$ 549,331 ^(F)		
	01/03/22					5,559	\$ 487,657 ^(F)		
	01/03/22					13,081	\$ 1,147,428 ^(G)		
	01/03/22							2,179	\$191,111 ^(J)
		—	38,913	\$75.820 ^(E)		58,333	\$ 5,117,018	6,708	\$588,368

	Grant Date	Stock Awards							
		Option Awards (Service-Based Stock Options) ^(A)				Equity Incentive Plan Awards (Performance-Based Restricted Stock Units) ^(B)		Other Stock Awards (Service-Based Restricted Stock Units) ^(C)	
		Number of Shares Underlying Unexercised Options		Exercise Price	Expiration Date	Number of Unearned/ Unvested Shares ^(D)	Market Value of Unearned/ Unvested Shares	Number of Unearned/ Unvested Shares ^(D)	Market Value of Unearned/ Unvested Shares
		Exercisable	Unexercisable						
Diana L. Day	01/02/24					3,244	\$ 284,520		
	01/02/24					1,415	\$ 124,164		
	01/02/24					3,677	\$ 322,534		
	01/02/24							3,677	\$322,533 ^(H)
	01/03/23					1,559	\$ 136,714		
	01/03/23					1,024	\$ 89,833		
	01/03/23					2,487	\$ 218,120		
	01/03/23							1,657	\$145,351 ^(I)
	01/03/22					2,416	\$ 211,901 ^(F)		
	01/03/22					2,144	\$ 188,110 ^(F)		
	01/03/22					5,046	\$ 442,612 ^(G)		
	01/03/22							841	\$ 73,769 ^(J)
		—	—	— ^(E)		23,012	\$ 2,018,508	6,175	\$541,653
Trevor I. Mihalik	01/02/24	—	77,095	\$75.820	01/01/34				
	01/02/24					15,101	\$ 1,324,626		
	01/02/24					6,587	\$ 577,818		
	01/02/24					17,121	\$ 1,501,830		
	01/03/23	21,594	43,188	\$76.855	01/01/33				
	01/03/23					9,773	\$ 857,252		
	01/03/23					6,421	\$ 563,288		
	01/03/23					15,605	\$ 1,368,865		
	01/03/22	52,574	26,286	\$65.995	01/01/32				
	01/03/22					13,701	\$ 1,201,868 ^(F)		
	01/03/22					12,163	\$ 1,066,932 ^(F)		
	01/03/22					28,614	\$ 2,510,047 ^(G)		
		74,168	146,569	\$72.614 ^(E)		125,086	\$10,972,526	—	\$ —

- (A) Stock options generally vest and become exercisable ratably over three years and they remain exercisable until they expire at the end of the 10-year term, subject to earlier expiration following termination of employment (subject to certain exceptions). For information about the treatment of stock options in the event of a termination of employment before the end of the vesting period or a change in control, see “Severance and Change in Control Benefits” below.
- (B) Performance-based restricted stock units generally will vest, in whole or in part, or be forfeited at the end of a three-year performance period to the extent certified by the Compensation and Talent Development Committee based on our total shareholder return compared to market and peer group indices and our EPS growth (as adjusted for LTIP purposes). For information about the treatment of performance-based restricted stock units in the event of a termination of employment before the end of the performance period or a change in control, see “Severance and Change in Control Benefits” below.

For total shareholder return-based awards, we have reported the number and market value of shares subject to the awards (together with reinvested dividends and dividend equivalents) that would have vested at December 31, 2024 had the applicable performance and service periods ended at that date. As of December 31, 2024, the performance for these awards as a percentage of target was:

Total Shareholder Return-Based Awards	Performance as of December 31, 2024
01/02/24 Award (TSR vs. S&P 500 Utilities Index)	126.00%
01/02/24 Award (TSR vs. S&P 500 Index)	128.25%
01/03/23 Award (TSR vs. S&P 500 Utilities Index)	125.25%
01/03/23 Award (TSR vs. S&P 500 Index)	82.30%
01/03/22 Award (TSR vs. S&P 500 Utilities Index)	191.50%
01/03/22 Award (TSR vs. S&P 500 Index)	170.00%

On January 28, 2025, the January 3, 2022 awards based on total shareholder return compared to the S&P 500 Utilities Index vested at 191.5% of target and the January 3, 2022 awards based on total shareholder return compared to the S&P 500 Index vested at 169.5% of target.

The EPS growth-based awards granted on January 3, 2023 and January 2, 2024 (together with related reinvested dividend equivalents) are reported based on target performance, as the applicable performance period has not yet ended and the EPS (as adjusted for LTIP purposes) for the final year(s) of the performance period has not yet been determined. The number of shares that ultimately vest will depend upon the extent to which the performance measures have been satisfied at the actual end of the applicable performance period and may be fewer or greater than the number reported in the table.

On February 19, 2025, the January 3, 2022 awards based on EPS growth (as adjusted for LTIP purposes) with a performance period that ended on December 31, 2024 vested at 200% of target, or maximum performance. These awards are reported based on the final performance result of 200% of target. For additional detail, see Note C to the 2024 Option Exercises and Stock Vested table below.

- (C) The awards granted on January 2, 2024, January 3, 2023 and January 3, 2022 represent service-based restricted stock units that vest ratably over the three years following the grant date of the applicable award on the first NYSE trading day of each year. For information about the treatment of service-based restricted stock units in the event of a termination of employment before the end of the service period or a change in control, see "Severance and Change in Control Benefits" below.
- (D) Includes shares deemed purchased with reinvested dividends and dividend equivalents that become subject to the same forfeiture conditions as the shares to which the dividends relate. Does not include reinvested dividends and dividend equivalents with a record date of December 5, 2024, which were paid on January 15, 2025.
- (E) The weighted-average exercise price for outstanding options as of December 31, 2024 was (1) \$67.338 for Mr. Martin, \$75.820 for Ms. Sedgwick and Mr. Bird, and \$72.614 for Mr. Mihalik for all outstanding options; (2) \$74.236 for Mr. Martin, \$75.820 for Ms. Sedgwick and Mr. Bird, and \$74.363 for Mr. Mihalik for all unexercisable options and (3) \$64.044 for Mr. Martin and \$69.157 for Mr. Mihalik for all exercisable options.
- (F) These awards vested on January 28, 2025, immediately following the Compensation and Talent Development Committee's determination and certification of the total shareholder return results. The value realized upon the vesting of these shares is set forth in Note C to the 2024 Option Exercises and Stock Vested table below.
- (G) These awards vested on February 19, 2025, immediately following the Compensation and Talent Development Committee's determination and certification of the EPS growth (as adjusted for LTIP purposes) results. The value realized upon the vesting of these shares is set forth in Note C to the 2024 Option Exercises and Stock Vested table below.
- (H) The first of three annual installments of these awards vested on January 2, 2025.
- (I) The second of three annual installments of these awards vested on January 2, 2025.
- (J) The third of three annual installments of these awards vested on January 2, 2025.

Option Exercises and Stock Vested

We summarize below the option exercises and restricted stock units that vested during 2024 for each of our executive officers named in the 2024 Summary Compensation Table.

2024 OPTION EXERCISES AND STOCK VESTED

	Option Awards		Stock Awards	
	Shares Acquired on Exercise	Value Realized on Exercise ^(A)	Number of Shares Acquired on Vesting	Value Realized on Vesting ^{(B)(C)}
Jeffrey W. Martin			164,232	\$11,739,842
Karen L. Sedgwick			13,603	\$ 992,081
Justin C. Bird			29,494	\$ 2,164,269
Diana L. Day			11,406	\$ 827,864
Trevor I. Mihalik	143,944	\$4,392,030	44,791	\$ 3,201,768

- (A) Equal to the difference between (i) the market value of the shares underlying the option awards on the exercise date, which was determined by multiplying the number of shares acquired upon exercise by \$93.38, the closing price of our common stock on the exercise date, and (ii) the aggregate option exercise price for the shares acquired upon exercise, which was determined based on exercise prices of \$53.38 per share applicable to 31,024 shares acquired upon exercise of an option award granted on January 2, 2019; \$74.56 per share applicable to 31,884 shares acquired upon exercise of an option award granted on January 2, 2020; and \$61.90 per share applicable to 81,036 shares acquired upon exercise of an option award granted on January 4, 2021.
- (B) Market value of vesting stock (including reinvested dividends) at the vesting date, determined by multiplying the number of shares vested by the closing price of our common stock on the vesting date. Also includes the dividend equivalent with a record date of December 6, 2023, that was paid on January 15, 2024.
- (C) The performance-based restricted stock unit awards granted in January 2021 that measured total shareholder return performance against the S&P 500 Utilities Index companies and the S&P 500 Index companies vested on January 25, 2024 at 144.5% of target performance and 108.75% of target performance, respectively. The performance-based restricted stock unit awards granted in January 2021 based on EPS growth (as adjusted for LTIP purposes) vested on February 21, 2024 at 200% of target performance. Service-based restricted stock unit awards that vested on January 2, 2024 consisted of the third of three annual installments of the annual awards granted on January 4, 2021, the second of three annual installments of the annual awards granted on January 3, 2022, and the first of three annual installments of the annual awards granted on January 3, 2023, in each case to Mss. Sedgwick and Day and Mr. Bird; the second of two annual installments of the special award granted to Ms. Day on January 3, 2022; and the fourth of four annual installments of the special award granted to Mr. Bird on August 3, 2020. The performance-based restricted stock unit awards granted in January 2022 that measured total shareholder return performance against the S&P 500 Utilities Index companies and the S&P 500 Index companies vested on January 28, 2025 at 191.5% of target performance and 169.5% of target performance, respectively. The performance-based restricted stock unit awards granted in January 2022 based on EPS growth (as adjusted for LTIP purposes) vested on February 19, 2025 at 200% of target performance. Service-based restricted stock unit awards that vested on January 2, 2025 consisted of the third of three annual installments of the annual awards granted on January 3, 2022, and the second of three annual installments of the annual awards granted on January 3, 2023, in each case to Mss. Sedgwick and Day and Mr. Bird; and the first of three annual installments of the annual award granted to Ms. Day on January 2, 2024. The number of shares acquired upon the vesting of these awards and their market value (including the units and the value of the dividend equivalent with a record date of December 5, 2024, which was paid on January 15, 2025), none of which are reflected in this table due to the vesting of the applicable awards after December 31, 2024, were 200,405 shares and \$16,761,269 for Mr. Martin; 19,277 shares and \$1,625,190 for Ms. Sedgwick; 29,553 shares and \$2,487,127 for Mr. Bird; 12,591 shares and \$1,063,136 for Ms. Day; and 54,858 shares and \$4,588,156 for Mr. Mihalik.

Pension Benefits

Our named executive officers participate in our Cash Balance Plan, a broad-based tax-qualified retirement plan that is subject to certain limits under the Internal Revenue Code. Under the plan, we annually credit to a notional account for each participant an amount equal to 7.5% of the participant's salary and performance-based annual bonus. Account balances earn interest and are fully vested after three years of service.

In addition to the Cash Balance Plan, Messrs. Martin and Bird and Ms. Sedgwick participate, and prior to his retirement Mr. Mihalik participated, in a Supplemental Executive Retirement Plan, a nonqualified pension plan designed to recruit and retain executive talent. Under the plan, benefits are calculated using a defined benefit formula based on final average earnings (average base salary for the two consecutive years of highest base salary prior to retirement plus the average of the three highest annual bonuses during the 10 years prior to retirement), years of service and age at retirement of the executive officer. Benefits payable under the Supplemental Executive Retirement Plan are reduced by benefits payable under the Cash Balance Plan.

Benefits under the Supplemental Executive Retirement Plan's defined benefit formula begin to vest after five years of service and attainment of age 55, with full vesting when age plus years of service total 70 or the executive attains age 60, subject to exceptions for certain terminations in connection with a change in control. Benefits for Ms. Sedgwick, who became a participant in the plan on November 14, 2023, will not begin vesting in the defined benefit until she has participated in the plan for five years, after which prior service will be considered. Upon normal retirement at age 62, the annual benefit (as a percentage of final average earnings) in the form of a 50% joint and survivor annuity is 20% after five years of service, 40% after 10 years of service, 50% after 15 years of service, 60% after 20 years of service, 62.5% after 30 years of service, and 65% after 40 years of service. Reduced benefits based on age and years of service are provided for retirement as early as age 55 and the completion of five years of service.

Supplemental Executive Retirement Plan participants who have at least three years of service and do not meet the minimum vesting criteria under the defined benefit formula, which includes Ms. Sedgwick and Mr. Bird, and Cash Balance Restoration Plan participants, which includes Ms. Day, are entitled to a benefit equal to the benefit that would have been received under the tax-qualified Cash Balance Plan but for Internal Revenue Code limitations on pay and benefits under tax-qualified plans. Account balances in the Cash Balance Restoration Plan earn interest and are fully vested after three years of service.

Retiring employees may elect to receive the retirement date present value of their vested accumulated retirement benefits in a single lump sum payment. Alternatively, they may elect an annuity that provides the actuarial equivalent of the lump sum benefit.

We summarize below the present value of accumulated benefits under our various retirement plans at December 31, 2024, for each of our executive officers named in the 2024 Summary Compensation Table.

PENSION BENEFITS AT YEAR-END

	Plan	Years of Credited Service	Present Value of Accumulated Benefit ^(A)
Jeffrey W. Martin ^(B)	Cash Balance Plan	20	\$ 520,632
	Supplemental Executive Retirement Plan	20	\$47,848,019
	Total		\$48,368,651
Karen L. Sedgwick ^(B)	Cash Balance Plan	33	\$ 769,509
	Supplemental Executive Retirement Plan	33	\$ 6,942,150
	Total		\$ 7,711,659
Justin C. Bird ^(B)	Cash Balance Plan	20	\$ 507,292
	Supplemental Executive Retirement Plan	20	\$ 8,167,806
	Total		\$ 8,675,098
Diana L. Day ^(C)	Cash Balance Plan	28	\$ 856,612
	Cash Balance Restoration Plan	28	\$ 573,684
	Total		\$ 1,430,296
Trevor I. Mihalik ^{(B)(D)}	Cash Balance Plan	12	\$ 324,712
	Supplemental Executive Retirement Plan	12	\$14,340,186
	Total		\$14,664,898

(A) Amounts are based on the assumptions used for financial reporting purposes set forth in Note 8 of the Notes to Consolidated Financial Statements contained in our 2024 Annual Report to Shareholders, except that retirement age has been assumed to be the earliest time at which the executive could retire under each of the plans without any benefit reduction due to age.

Amounts shown for the Cash Balance Plan are based on the greater of the amounts payable under the plan or the sum of the present value of the accumulated benefit payable under a frozen predecessor plan plus future cash balance accruals. The amounts shown for the Supplemental Executive Retirement Plan and the Cash Balance Restoration Plan are the present value of the incremental benefit over that provided by the Cash Balance Plan.

- (B) Mr. Martin is and Mr. Mihalik was, prior to his retirement, eligible for early retirement benefits under the defined benefit formula of the Supplemental Executive Retirement Plan. Ms. Sedgwick and Mr. Bird are not yet vested in a benefit under the defined benefit formula of the Supplemental Executive Retirement Plan. However, Ms. Sedgwick and Mr. Bird would have been entitled to the benefit that would have been received under the tax-qualified Cash Balance Plan but for Internal Revenue Code limitations on pay and benefits under tax-qualified plans. At December 31, 2024, Mr. Martin was age 62, Ms. Sedgwick was age 58, Mr. Bird was age 53 and Mr. Mihalik was age 58. Had they retired at December 31, 2024 and received their benefits under the plans as a lump sum, their early retirement benefits would have been \$49,034,238 for Mr. Martin; \$1,240,102 for Ms. Sedgwick; \$1,194,086 for Mr. Bird; and \$14,664,898 for Mr. Mihalik.
- (C) Ms. Day, who is not a participant in the Supplemental Executive Retirement Plan, is vested in benefits under the Cash Balance Plan and nonqualified Cash Balance Restoration Plan. Had her employment terminated on December 31, 2024, Ms. Day's benefit would have been \$1,515,335.
- (D) Mr. Mihalik retired on January 1, 2025 at age 58. He is entitled to a benefit of \$14,736,242 from the Supplemental Executive Retirement Plan on July 1, 2025 as well as a benefit of \$324,712 from the Cash Balance Plan.

Nonqualified Deferred Compensation

Our nonqualified Employee and Director Savings Plan permits executives to elect on a year-by-year basis to defer the receipt of up to 85% of their annual salary and performance-based annual bonus for payment in installments or in a lump sum at a future date in connection with an executive's separation of service from the company or on a fixed in-service distribution date. Executive officers also may defer all or a portion of certain performance-based restricted stock unit awards upon vesting.

The timing and form of distribution are selected by the executive at the time of the deferral election, and subsequent changes are limited. In the event of a change in control, participant accounts are distributed in a lump sum immediately prior to the date of the change in control. Deferred amounts are fully vested and earn interest at a rate reset annually to the higher of 110% of the Moody's Corporate Bond Yield Average Rate or the Moody's Corporate Bond Yield Average Rate plus 1% (6.17% for 2024) or, at the election of the executive, are deemed invested in investment accounts that mirror the investment accounts available under our tax-qualified 401(k) savings plan in which all employees may participate. Deferrals of performance-based restricted stock unit awards cannot be transferred into other investments and are paid out in shares of common stock in accordance with the officer's payout elections following separation of service from the company.

The Internal Revenue Code places annual limits on the amounts that employees and employers can defer into a 401(k) savings plan. Because of these limits, the company makes matching contributions for deferred compensation plan participants through the deferred compensation plan. The deferred compensation matching contribution is equal to one-half of the first 6% of the employee's contributions plus one-fifth of the next 5% of the employee's contributions less an offset for 401(k) savings plan matching contributions. There are no company matching contributions on deferrals of performance-based restricted stock unit awards.

All employee contributions and related investment earnings in the deferred compensation plan vest immediately. New participants are immediately eligible for company matching contributions and company matching contributions (including related earnings) vest after one year of service.

We summarize below information regarding the participation by each of our named executive officers in our nonqualified deferred compensation plans.

2024 NONQUALIFIED DEFERRED COMPENSATION

	Executive Contributions in 2024 ^(A)	Company Contributions in 2024 ^(B)	Aggregate Earnings in 2024 ^(C)	Aggregate Balance at 12/31/24 ^(D)
Jeffrey W. Martin	\$2,172,136	\$236,572	\$2,968,989	\$18,448,195
Karen L. Sedgwick	\$ 76,087	\$ 19,686	\$ 141,167	\$ 1,278,608
Justin C. Bird	\$ 260,706	\$ 64,032	\$ 347,345	\$ 2,547,632
Diana L. Day	\$ 173,379	\$ 25,102	\$1,578,629	\$ 4,896,804
Trevor I. Mihalik	\$ 777,516	\$ 89,007	\$1,485,950	\$ 7,105,827

- (A) Executive contributions consist of deferrals of salary and performance-based annual bonus that are also reported as compensation in the 2024 Summary Compensation Table. Timing differences between reporting bonus compensation in the 2024 Summary Compensation Table (which reports bonus amounts in the year for which they were earned) and related deferral dates (the date on which the bonuses would have been paid to the executive) may in any year result in lesser or greater amounts reported as executive contributions in this table than the amounts that have been reported as compensation for the same year in the 2024 Summary Compensation Table. Executive contributions in 2024 that are also included as 2024 salary reported in the 2024 Summary Compensation Table total \$319,616 for Mr. Martin; \$62,338 for Mr. Bird; \$101,775 for Ms. Day; and \$142,356 for Mr. Mihalik. Deferrals of the 2024 performance-based annual bonus that was paid in March 2025 are not included in this table.
- (B) Company contributions are equal to one-half of the first 6% of the employee's contributions plus one-fifth of the next 5% of the employee's contributions less an offset for 401(k) savings plan matching contributions.
- (C) Earnings are measured as the difference in deferred account balances between the beginning and the end of the year plus nonqualified deferred compensation distributions (if applicable) and minus executive and company contributions made during the year. Earnings consisting of above-market interest also are reported in the 2024 Summary Compensation Table. Excluding above-market interest, earnings for 2024 were \$2,894,062 for Mr. Martin; \$124,251 for Ms. Sedgwick; \$336,748 for Mr. Bird; \$1,561,696 for Ms. Day; and \$1,462,065 for Mr. Mihalik. These earnings are not reported in the 2024 Summary Compensation Table.
- (D) Year-end balances consist of executive and company contributions and earnings on contributed amounts, less any distributions. All contributions and all earnings that consist of above-market interest have been included in the 2024 Summary Compensation Table for 2024 or reportable prior years. Such aggregate amounts (other than the 2021 bonus paid in 2022) as reported in the 2024 Summary Compensation Table for fiscal years 2022, 2023 and 2024 are \$6,363,744 for Mr. Martin; \$411,556 for Ms. Sedgwick; \$335,335 for Mr. Bird; \$215,414 for Ms. Day; and \$3,027,952 for Mr. Mihalik. These amounts do not include deferrals of the 2024 performance-based annual bonus paid in March 2025 but do include deferrals of the 2021 performance-based annual bonus paid in March 2022.



Severance and Change in Control Benefits

We have a severance pay agreement with each of our named executive officers. Each agreement is for a three-year term and is automatically extended for an additional year upon each agreement's anniversary unless we or the executive elect not to extend the term.

The severance pay agreements provide executives with severance benefits in the event that we were to terminate the executive's employment during the agreement's term for reasons other than "cause" or as a result of death or disability, or the executive were to resign for "good reason." The nature and amount of the severance benefits vary depending on the executive's position, and increased benefits are provided if, upon termination, the executive enters into an agreement with the company to provide consulting services for two years and agrees to abide by certain covenants regarding non-solicitation of employees and information confidentiality. Additional benefits also are provided if the termination of employment were to occur within two years following a "change in control" of the company.

The definitions of "cause" and "good reason" vary depending on whether the termination of employment occurs following a change in control of the company. However, "cause" is generally defined to include a willful and continued failure by the executive to perform his or her duties for the company, and "good reason" is generally defined to include adverse changes in the executive's responsibilities, compensation and benefit opportunities and, following a change in control, certain changes in employment location. A "change in control" is defined in the agreements to generally include events resulting in a change in the effective control of the company or a change in the ownership of a substantial portion of the company's assets.

Awards granted under our 2019 Long-Term Incentive Plan, which constitute all outstanding awards that have not fully vested, include a "double trigger" provision for vesting of equity in connection with a change in control. Restricted stock unit and stock option awards issued to date under the 2019 Long-Term Incentive Plan, as well as stock option awards issued under the 2013 Long-Term Incentive Plan, all of which are fully vested, provide for continuation following a change in control through the new company's assumption of the awards or the issuance of replacement awards. Replacement awards must meet certain criteria, which are described in Article 16 of the 2013 Long-Term Incentive Plan and Article 14 of the 2019 Long-Term Incentive Plan. If awards are not assumed or replaced, or if an employee is eligible for retirement (age 55 or older with five or more years of service) as of the date of the change in control, awards would vest upon the change in control. If such awards are subject to performance-based vesting, such awards would vest at the greater of the target performance level or the actual performance level had the performance period ended on the last day of the calendar year immediately preceding the date of the change in control (or, for awards based on total shareholder return, had the performance period ended on the date of the change in control). Messrs. Martin and Mihalik and Mss. Sedgwick and Day have reached age 55 and completed at least five years of service and thus are eligible for retirement. In addition, any outstanding awards would immediately vest upon an executive's involuntary termination other than for cause, resignation for "good reason," death, disability or retirement, in each case during the three-year period following a change in control. Service-based awards also vest upon an executive's death.

With respect to performance-based awards and stock options, if an executive's employment is terminated after the executive has reached age 55 and completed five years of service (and the termination is other than for cause), and the termination occurs after completion of one year of the applicable performance or service period (or after November 30th of the year in which the grant was made if the executive has attained age 62), the executive's award is not forfeited as a result of the termination of employment. Performance-based awards continue to be subject to forfeiture based on the extent to which the related performance goals have been satisfied at the end of the applicable performance period. Stock options remain exercisable (subject to the award's vesting conditions) until the earlier of the third anniversary of the executive's termination date or the end of their respective 10-year terms if the executive has not attained age 62. If the executive has attained age 62, stock options remain exercisable (subject to the award's vesting conditions) until the end of their respective 10-year terms (for stock option awards granted in 2021 through 2024) or until the earlier of the fifth anniversary of the executive's termination date or the end of their respective 10-year terms (for stock option awards granted in 2019 and 2020).

If an executive's employment is terminated and the executive has not met the retirement eligibility criteria specified in the award agreement or the termination is for cause, performance-based awards and unvested stock options are forfeited. Vested stock options expire on the 90th day following termination of employment. If an executive's employment is terminated by reason of death, the option remains exercisable until the earlier of the third anniversary of the executive's death or the end of its 10-year term. With respect to service-based awards, if an executive's employment is terminated during the service period, the award is forfeited, subject to earlier vesting upon a change in control of Semptra, the death of the executive, at the discretion of the Compensation and Talent Development Committee or as otherwise provided in connection with the grant of the award.

In February 2024, we adopted a cash severance payments policy that requires shareholder approval or ratification of any severance arrangement established after the adoption of the policy providing for severance benefits to any Semptra executive officer in excess of 2.99 times the sum of the executive officer's annual base salary and target performance-based annual bonus, subject to exceptions for certain types of benefits such as, among others, acceleration of equity awards, retirement benefits and deferred compensation. The severance pay agreements for all the named executive officers were in place before the adoption of this policy; as a result, the terms of the policy do not apply to such agreements unless and until they are materially amended.

We summarize below the benefits each of our executive officers named in the 2024 Summary Compensation Table, other than Mr. Mihalik, would have been entitled to receive had we terminated his or her employment (other than for cause) at December 31, 2024, or had the executive resigned for "good reason" on that date, and the benefits each such executive would have been entitled to receive had such termination occurred (or such termination was deemed to have occurred in cases of certain involuntary terminations in connection with or in anticipation of a change in control) within two years following a change in control of the company (or within three years for purposes of certain equity award acceleration, and assuming such awards were assumed or replaced in such change in control). These amounts assume the executive had entered into a two-year consulting, non-solicitation and confidentiality agreement providing for enhanced severance. We also show the benefits that each such executive would have been entitled to receive in the event of his or her death on December 31, 2024. In addition, we show the benefits that each named executive officer, including Mr. Mihalik, would have been entitled to receive (accelerated vesting of restricted stock units and stock options) had a change in control of the company occurred on December 31, 2024, whether or not accompanied or followed by a termination of the executive's employment. Because Mr. Mihalik retired on January 1, 2025, we only summarize benefits he would have received under a change in control. Mr. Mihalik did not receive any severance benefits in connection with his retirement.

SEVERANCE AND CHANGE IN CONTROL BENEFITS

	Termination of Employment by the Company Without Cause or by the Executive Officer for Good Reason or Death			Change in Control Only
	Unrelated to a Change in Control	Related to a Change in Control	Resulting from Death	(Without Termination of Employment)
Jeffrey W. Martin				
Lump Sum Cash Payment ^(A)	\$11,786,467	\$18,024,933		
Acceleration of Existing Equity Awards ^(B)		\$45,491,701		\$45,491,701
Enhanced Retirement Benefits ^(C)				
Health & Welfare Benefits ^(D)	\$ 62,261	\$ 128,604	(D)	
Financial Planning ^(E)	\$ 50,000	\$ 75,000		
Outplacement	\$ 50,000	\$ 50,000		
Total	\$11,948,728	\$63,770,238	\$ —	\$45,491,701
Karen L. Sedgwick				
Lump Sum Cash Payment ^(A)	\$ 2,394,000	\$ 3,591,000		
Acceleration of Existing Equity Awards ^(B)		\$ 5,497,202	\$ 533,746	\$ 5,497,202
Enhanced Retirement Benefits ^(C)		\$ 9,331,814	\$ 9,331,814	
Health & Welfare Benefits ^(D)	\$ 62,261	\$ 134,727		
Financial Planning ^(E)	\$ 50,000	\$ 75,000		
Outplacement	\$ 50,000	\$ 50,000		
Total	\$ 2,556,261	\$18,679,743	\$ 9,865,560	\$ 5,497,202
Justin C. Bird				
Lump Sum Cash Payment ^(A)	\$ 3,534,467	\$ 5,301,700		
Acceleration of Existing Equity Awards ^(B)		\$ 6,228,007	\$ 588,368	
Enhanced Retirement Benefits ^(C)		\$11,181,295	\$11,976,104	
Health & Welfare Benefits ^(D)	\$ 62,261	\$ 124,755		
Financial Planning ^(E)	\$ 50,000	\$ 75,000		
Outplacement	\$ 50,000	\$ 50,000		
Total	\$ 3,696,728	\$22,960,757	\$12,564,472	\$ —
Diana L. Day				
Lump Sum Cash Payment ^(A)	\$ 1,326,450	\$ 1,768,600		
Acceleration of Existing Equity Awards ^(B)		\$ 2,582,383	\$ 541,653	\$ 2,582,383
Enhanced Retirement Benefits ^(C)				
Health & Welfare Benefits ^(D)	\$ 38,128	\$ 55,109		
Financial Planning ^(E)	\$ 37,500	\$ 50,000		
Outplacement	\$ 50,000	\$ 50,000		
Total	\$ 1,452,078	\$ 4,506,092	\$ 541,653	\$ 2,582,383
Trevor I. Mihalik				
Lump Sum Cash Payment				
Acceleration of Existing Equity Awards ^(B)				\$13,064,786
Enhanced Retirement Benefits				
Health & Welfare Benefits				
Financial Planning				
Outplacement				
Total	\$ —	\$ —	\$ —	\$13,064,786

(A) For Messrs. Martin and Bird and Ms. Sedgwick, the severance payment is equal to one times (two times if related to a change in control) the sum of (i) annual base salary and (ii) the higher of the average of the last three performance-based annual bonuses or his target bonus for the year in which the termination occurs. For Ms. Day, the severance payment is equal to one-half times (one times if related to a change in control) the sum of (i) annual base salary and (ii) the

higher of the average of the last three performance-based annual bonuses or her target bonus for the year in which the termination occurs. An additional one times the sum of annual base salary and the higher of the average of the last three performance-based annual bonuses or target bonus for the year in which the termination occurs is conditioned upon the executive's agreement to provide post-termination consulting services and abide by restrictive covenants related to non-solicitation and confidentiality. In addition, in the event a termination occurs or is deemed to occur within two years following a change in control, or in the event of an executive's death or disability, an executive will also receive a prorated bonus for the year of termination equal to the greater of the average of the last three performance-based annual bonuses or the target bonus for the year in which the termination occurs.

If the executive receives a bonus under the annual bonus plan for the year of termination, such bonus is offset by the prorated bonus provided under the severance pay agreement. For Mss. Sedgwick and Day and Mr. Bird, the amount shown in the table above excludes payment of the bonus earned in the year of termination because the actual 2024 bonus under the annual bonus plan exceeds the 2024 bonus payable under the severance pay agreement. For Mr. Martin, the amount shown in the table above includes the difference between the 2024 bonus payable under the severance pay agreement, which is based on the average of the past three bonuses, and the actual 2024 bonus.

- (B) Fair market value at December 31, 2024, of shares subject to stock options and performance-based and service-based restricted stock units for which forfeiture restrictions would terminate. Includes the value of the 2022 performance-based restricted stock unit awards that vested in early 2025. The value realized upon the vesting of these awards is discussed in Note C to the "2024 Option Exercises and Stock Vested" table above. Any outstanding awards would immediately vest upon an executive's involuntary termination (other than for cause), termination for "good reason," death, disability or retirement, in each case that occurs or is deemed to occur during the three-year period following a change in control for the amounts listed under the "Related to a Change in Control" column and upon these events for the amounts listed under the "Unrelated to a Change in Control" column. Assuming any outstanding awards were assumed or replaced in a change in control, such awards would immediately vest upon a change in control without an accompanying termination only if an employee is eligible for retirement (age 55 or older with five or more years of service) as of the date of the change in control for the amounts listed under the "Change in Control Only" column. Service-based awards would vest upon an executive's death. Mr. Mihalik's retirement was a qualifying retirement and, as a result, his 2022, 2023 and 2024 performance-based restricted stock units and nonqualified stock options remain outstanding and will vest (i) in the case of the performance-based restricted stock units, at the end of each award's performance period subject to the achievement of the applicable performance measures, and (ii) in the case of the nonqualified stock options, in equal annual installments on the first three anniversaries of each award's grant date.
- (C) For Ms. Sedgwick and Mr. Bird, the amounts shown for termination related to a change in control are the incremental actuarial value assuming that they had attained age 62, but reduced for applicable early retirement factors. For termination resulting from death, the \$9,331,814 shown for Ms. Sedgwick and the \$11,976,104 shown for Mr. Bird are the difference between the death benefit under the plan and the benefit that would have been payable in connection with a voluntary termination on December 31, 2024. For the other named executive officers, there is no difference between the death benefit and the benefit payable in connection with a voluntary termination.
- (D) Estimated value associated with continuation of health benefits for two years (18 months for Ms. Day) for termination unrelated to a change in control and continuation of health, life, disability and accident benefits for three years (two years for Ms. Day) for termination related to a change in control. In addition, Mr. Martin is eligible to receive the life insurance benefit payable upon death described under "Compensation Discussion and Analysis—Compensation Components—Benefit Plans—Health, Life Insurance and Disability Plans and Other Executive Benefits," which in the event his death had occurred on December 31, 2024 would have been \$12,000,000.
- (E) Estimated value associated with continuation of financial planning services for two years (18 months for Ms. Day) for termination unrelated to a change in control, and three years (two years for Ms. Day) for termination related to a change in control.

Executive officers who voluntarily terminate their employment (other than for "good reason") or whose employment is terminated by the company for cause are not entitled to severance benefits. Our executives also may be eligible for certain payments under our retirement or deferred compensation plans as described above under "Compensation Discussion and Analysis—Compensation Components—Benefit Plans—Savings and Retirement Plans," "Pension Benefits," and "Nonqualified Deferred Compensation."

Pay-Versus-Performance

The information below has been prepared in accordance with the SEC's pay-versus-performance disclosure rules, which include a measure called "Compensation Actually Paid" (CAP).

It is important to note that CAP does not represent the actual amount of pay that has been fully earned or realized, either in the year set forth in the table or at all. For a fulsome description of our executive compensation program and the alignment of executive compensation and performance for our principal executive officer (PEO) and our non-PEO named executive officers (Non-PEO NEOs), please refer to the Compensation Discussion and Analysis on pages 37 through 66 in this proxy statement.

2024 PAY-VERSUS-PERFORMANCE TABLE

Year (a)	Summary Compensation Table Total for PEO ^(A) (b)	Compensation Actually Paid to PEO ^(A) (c)	Average Summary Compensation Table Total for Non-PEO NEOs ^(A) (d)	Average Compensation Actually Paid to Non-PEO NEOs ^(A) (e)	Value of Initial Fixed \$100 Investment Based on		Net Income (in millions) ^(C) (h)	ABP Earnings (in millions) ^(D) (i)
					Total Shareholder Return ^(B) (f)	Peer Group Total Shareholder Return ^(B) (g)		
2024 ^(E)	\$21,513,802	\$28,127,126	\$6,388,156	\$5,249,884	\$136	\$138	\$3,500	\$3,158
2023 ^(E)	\$27,421,881	\$11,517,838	\$6,585,961	\$3,417,879	\$113	\$112	\$3,618	\$2,977
2022 ^(E)	\$18,608,094	\$34,176,500	\$4,172,220	\$6,055,660	\$113	\$120	\$2,285	\$2,947
2021 ^(E)	\$24,675,982	\$11,770,982	\$4,727,198	\$2,995,826	\$94	\$118	\$1,463	\$2,558
2020 ^(E)	\$23,181,719	\$1,151,962	\$5,277,710	\$337,680	\$87	\$100	\$4,105	\$2,339

(A) The amounts reported in the "Compensation Actually Paid to PEO" and "Average Compensation Actually Paid to Non-PEO NEOs" columns do not reflect the actual compensation paid to or realized by the PEO or the Non-PEO NEOs during each applicable year. The calculation of compensation actually paid (CAP) for purposes of this table includes point-in-time valuations as required by the SEC's prescribed methodology of stock awards and option awards (collectively, Equity Awards), including unvested Equity Awards, and these values fluctuate based on the company's stock price. See the 2024 Summary Compensation Table for the amounts of the PEO's and each of the Non-PEO NEO's base salary, annual bonus plan award and certain other compensation and the 2024 Option Exercises and Stock Vested table for the value realized by each of them upon the vesting of restricted stock unit awards and the exercise of stock options during 2024.

The following adjustments were made to the amounts reported in the Total column of the Summary Compensation Table (SCT) for the applicable year (SCT Total Compensation), which are reported in columns (b) and (d), to derive the CAP reported in columns (c) and (e), respectively:

PEO: SCT Total Compensation to CAP Reconciliation:

Year	Total Compensation Reported in SCT	Equity Awards Reported in SCT ⁽¹⁾	Adjusted Equity Awards Included in CAP ⁽²⁾	Change in Pension Value Reported in SCT ⁽³⁾	Adjusted Change in Pension Value Included in CAP ⁽⁴⁾	CAP
2024	\$21,513,802	\$(13,503,977)	\$20,577,001	\$ (1,576,450)	\$1,116,750	\$28,127,126
2023	\$27,421,881	\$(12,086,069)	\$3,263,893	\$ (8,259,934)	\$1,178,067	\$11,517,838
2022	\$18,608,094	\$(10,185,024)	\$26,303,071	\$ (1,882,015)	\$1,332,374	\$34,176,500
2021	\$24,675,982	\$ (8,916,873)	\$4,149,864	\$ (9,910,201)	\$1,772,210	\$11,770,982
2020	\$23,181,719	\$ (7,266,822)	\$ (5,217,066)	\$(10,532,416)	\$986,547	\$1,151,962

Average Non-PEO NEOs: SCT Total Compensation to CAP Reconciliation:

Year	Average Total Compensation Reported in SCT	Average Equity Awards Reported in SCT ⁽¹⁾	Average Adjusted Equity Awards Included in CAP ⁽²⁾	Average Change in Pension Value Reported in SCT ⁽³⁾	Average Adjusted Change in Pension Value Included in CAP ⁽⁴⁾	Average CAP
2024	\$6,388,156	\$(2,265,033)	\$3,221,109	\$(2,315,218)	\$220,870	\$5,249,884
2023	\$6,585,961	\$(2,059,518)	\$837,100	\$(2,681,185)	\$735,521	\$3,417,879
2022	\$4,172,220	\$(1,722,654)	\$3,953,284	\$ (718,428)	\$371,238	\$6,055,660
2021	\$4,727,198	\$(1,519,041)	\$844,567	\$(1,617,653)	\$560,755	\$2,995,826
2020	\$5,277,710	\$(1,751,610)	\$(1,840,045)	\$(1,614,520)	\$266,145	\$337,680

(1) The amounts in this column are equal to the sum of the amounts in the "Stock Awards" and "Option Awards" columns of the SCT for the applicable year (or, for the Non-PEO NEOs, the average of such sums), which represent the grant date fair value of Equity Awards granted in the applicable year.

- (2) The amounts set forth in the following tables are reflected in this column:

PEO: Equity Award Values Included in CAP

Year	Year-End Fair Value of Current Year Equity Awards ⁽ⁱ⁾	Change in Fair Value of Prior Years' Equity Awards Unvested at Year-End ⁽ⁱⁱ⁾	Fair Value of Equity Awards Granted and Vested in Same Year ⁽ⁱⁱⁱ⁾	Change in Fair Value between Prior Year-End and Vest Date of Equity Awards Vested in Current Year ^(iv)	Adjusted Stock and Option Award Values Included in CAP
2024	\$16,397,753	\$ 4,438,893	\$ —	\$ (259,645)	\$20,577,001
2023	\$ 8,182,275	\$ (2,356,136)	\$ —	\$(2,562,246)	\$ 3,263,893
2022	\$16,322,830	\$ 9,756,433	\$ —	\$ 223,808	\$26,303,071
2021	\$ 9,523,749	\$ (5,293,383)	\$ —	\$ (80,502)	\$ 4,149,864
2020	\$ 6,534,674	\$(11,312,907)	\$ —	\$ (438,833)	\$(5,217,066)

Non-PEO NEOs: Equity Award Values Included in CAP

Year	Average Year-End Fair Value of Current Year Equity Awards ⁽ⁱ⁾	Average Change in Fair Value of Prior Years' Equity Awards Unvested at Year-End ⁽ⁱⁱ⁾	Average Fair Value of Equity Awards Granted and Vested in Same Year ⁽ⁱⁱⁱ⁾	Average Change in Fair Value between Prior Year-End and Vest Date of Equity Awards Vested in Current Year ^(iv)	Average Adjusted Stock and Option Award Values Included in CAP
2024	\$2,744,812	\$ 507,000	\$ —	\$ (30,703)	\$ 3,221,109
2023	\$1,419,162	\$ (312,918)	\$ —	\$(269,144)	\$ 837,100
2022	\$2,671,503	\$ 1,252,325	\$ —	\$ 29,456	\$ 3,953,284
2021	\$1,610,174	\$ (739,051)	\$ —	\$ (26,556)	\$ 844,567
2020	\$ 801,071	\$(2,488,900)	\$47,106	\$(199,322)	\$(1,840,045)

- (i) the year-end fair value of any Equity Awards granted in the applicable year that were outstanding and unvested as of the end of the applicable year (or, for the Non-PEO NEOs, the average of such year-end fair values);
- (ii) the amount of change as of the end of the applicable year (from the end of the prior year) in the fair value of Equity Awards granted in prior years that were outstanding and unvested as of the end of the applicable year (or, for the Non-PEO NEOs, the average of such amounts of change);
- (iii) the fair value as of the vesting date of Equity Awards that were granted and vested in the same applicable year (or, for the Non-PEO NEOs, the average of such fair values); and
- (iv) the amount of change as of the vesting date (from the end of the prior year) in the fair value of Equity Awards that were granted in prior years and vested in the applicable year (or, for the Non-PEO NEOs, the average of such amounts of change).

No Equity Awards were granted in prior years that were determined to fail to meet the applicable vesting conditions during the applicable year and no dollar value of dividends or other earnings paid on Equity Awards in the applicable year is not otherwise reflected in the fair value of such award.

The value of Equity Awards included in CAP, as reported in columns (c) and (e), is impacted by changes in our stock price. Our year-end stock price was \$87.72 in 2024, \$74.73 in 2023, \$77.27 in 2022, \$66.14 in 2021, \$63.705 in 2020 and \$75.74 in 2019.

- (3) The amounts in this column reflect the aggregate change in the actuarial present value of accumulated benefits under all defined benefit and actuarial pension plans reported in the SCT for the applicable year. Above-market interest on non-qualified deferred compensation reported in the SCT for the applicable year are not reflected.
- (4) The amounts in this column reflect the actuarially determined service cost for services rendered during each applicable year under all defined benefit and actuarial pension plans. There were no plan amendments to defined benefit and actuarial pension plans during the applicable years that resulted in adjustments for prior service costs.

- (B) The cumulative TSR reflected in each of columns (f) and (g) reflects a five-year measurement period for 2024, a four-year measurement period for 2023, a three-year measurement period for 2022, a two-year measurement period for 2021 and a one-year measurement period for 2020, in each case for the period starting on December 31, 2019 and assuming the reinvestment of all dividends. Consistent with the performance graph included in our 2024 Annual Report to Shareholders, the peer group TSR in column (g) is calculated using the S&P 500 Utilities Index as our peer group, with the returns of each component issuer in such index weighted according to the respective issuers' market capitalization. For additional information, including historical TSR for the company and the S&P 500 and S&P 500 Utilities Indices, see "Performance—Financial Performance Highlights" in the Compensation Discussion and Analysis in this proxy statement.

As part of our compensation program, we granted Equity Awards to our named executive officers in 2020, 2021, 2022, 2023 and 2024 that use multiple performance measures, including TSR relative to the S&P 500 Utilities Index and the S&P 500 Index. The TSR for the S&P 500 Utilities Index reflected in column (g) differs from the TSR used for our restricted stock unit awards because the TSR reflected in column (g) is based on the market-capitalization-weighted index while the TSR used for our performance-based restricted stock unit awards is based on our TSR percentile ranking relative to the companies in the S&P 500 Utilities Index, excluding water companies, or the companies in the S&P 500 Index, in each case for the three-year performance period for such awards. For additional information about the performance measures used in our annual long-term incentive plan awards, see "Compensation Components—Long-Term Equity-Based Incentives—Rationale for 2024 Annual LTIP Award Design" and "Compensation Components—Long-Term Equity-Based Incentives—Performance Goals for the 2024 Performance-Based Restricted Stock Units" in the Compensation Discussion and Analysis in this proxy statement.

The value of our TSR is impacted by changes in our stock price. Our year-end stock price was \$87.72 in 2024, \$74.73 in 2023, \$77.27 in 2022, \$66.14 in 2021, \$63.705 in 2020 and \$75.74 in 2019.

- (C) Net income represents the amount of net income reflected in our audited financial statements for the applicable fiscal year and includes preferred stock dividends, preferred stock dividends of subsidiaries and earnings attributable to noncontrolling interests. Earnings attributable to common shares, which exclude these items, were \$2,817 in 2024, \$3,030 million in 2023, \$2,094 million in 2022, \$1,254 million in 2021 and \$3,764 million in 2020.

CAP, as reported in columns (c) and (e), includes cash awards under the annual bonus plan. The company financial performance measure under the plan is ABP Earnings. A description of ABP Earnings and its relationship to net income is provided below in footnote (D).

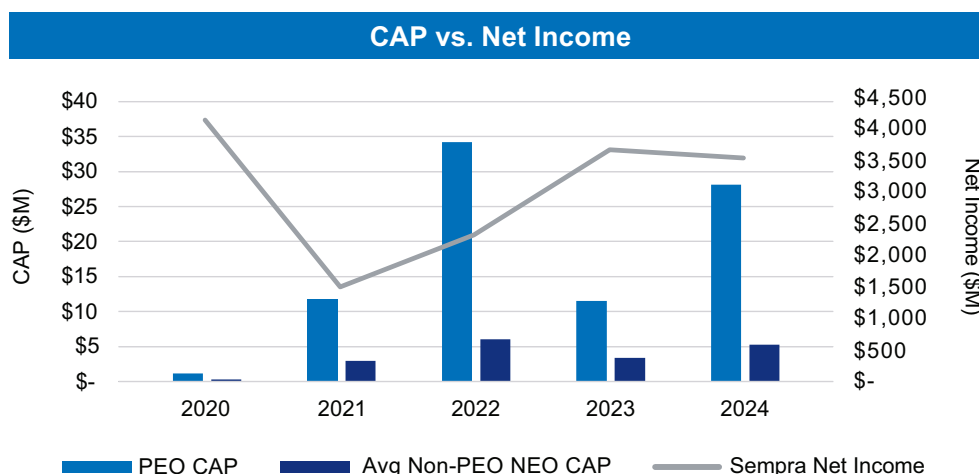
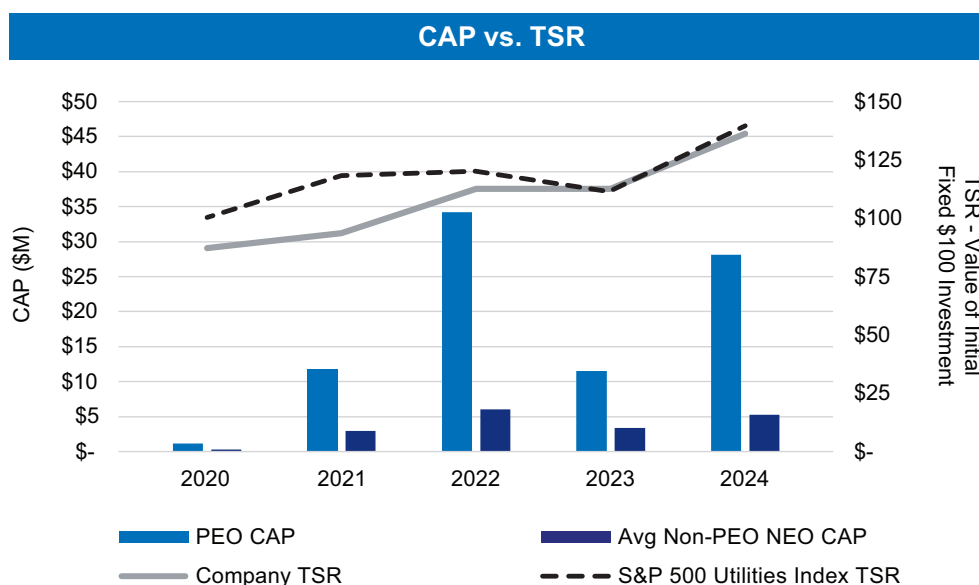
- (D) Although we use numerous financial and non-financial performance measures for the purpose of evaluating company performance for our executive compensation program, we have determined that ABP Earnings is the financial performance measure that, in our assessment, represents the most important performance measure (that is not otherwise required to be disclosed in this table) used to link CAP for the most recently completed fiscal year to company performance. The Compensation and Talent Development Committee uses ABP Earnings, a non-GAAP financial measure, as the company financial

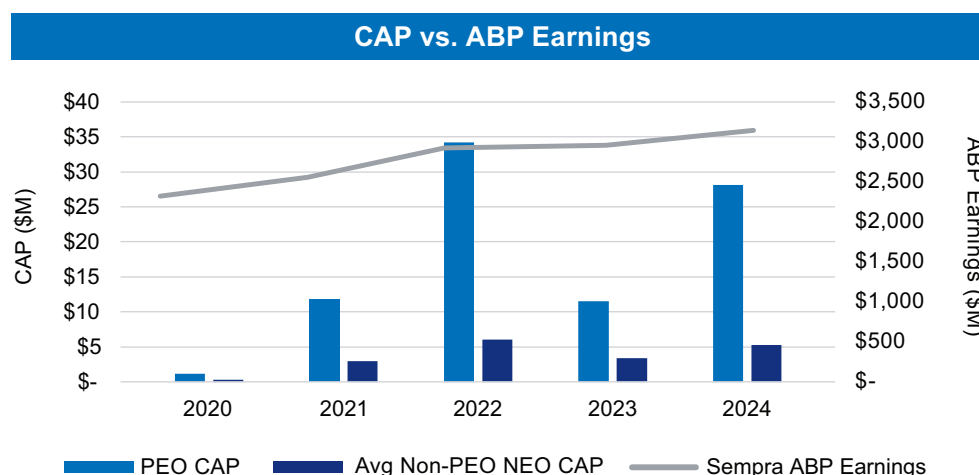
performance measure in the annual bonus plan. The amount reported in column (i), which represents earnings used for annual bonus plan purposes (or ABP Earnings), is calculated as Sempra's GAAP net income, excluding earnings attributable to noncontrolling interests and preferred stock dividends and subject to certain other predefined adjustments. ABP Earnings may be higher or lower than earnings reported in our financial statements (labeled as "earnings attributable to common shares" or "GAAP Earnings") due to these adjustments, which are described in "Compensation Components—Performance-Based Annual Bonuses—Reconciliation of GAAP Earnings to ABP Earnings" in the Compensation Discussion and Analysis in this proxy statement and in Appendix B to this proxy statement. For additional information about the performance measures used in our annual bonus plan, see "Compensation Components—Performance-Based Annual Bonuses—Annual Bonus Plan Performance Measures" and "Compensation Components—Performance-Based Annual Bonuses—ABP Earnings Goal Determination" in the Compensation Discussion and Analysis in this proxy statement.

- (E) The PEO for 2020 through 2024 was Mr. Martin. The Non-PEO NEOs for 2020 were Dennis V. Arriola, George W. Bilicic, Kevin C. Sagara, Peter R. Wall and Mr. Mihalik. The Non-PEO NEOs for 2021 through 2023 were Messrs. Mihalik, Sagara and Wall and Ms. Sedgwick. The Non-PEO NEOs for 2024 were Messrs. Bird and Mihalik and Mss. Day and Sedgwick.

Certain CAP Relationships

The relationships between the company's TSR and the peer group TSR reported in the 2024 Pay-Versus-Performance table above, as well as between CAP and the company's TSR, net income and ABP Earnings are shown below. As shown in these charts and as more fully described in the notes to the 2024 Pay-Versus-Performance table above and the Compensation Discussion and Analysis in this proxy statement, there is some alignment between CAP and the company's TSR and ABP Earnings, as these are measures that have been selected by the Compensation and Talent Development Committee for use in various elements of our executive compensation program for purposes of aligning executive compensation with company performance. Importantly, because a majority of target total direct pay to our named executive officers is delivered in the form of long-term equity-based incentives (74% for our PEO and an average of 59% for our Non-PEO NEOs), the change in CAP over time is driven primarily by our stock price and our performance against the metrics that determine vesting of our performance-based restricted stock units, which significantly influence the fair value of Equity Awards as calculated for purposes of CAP and were the primary drivers of the decrease in CAP from 2022 to 2023 in spite of the slight increase in TSR and ABP Earnings over the same period. There is less alignment between CAP and the company's net income because net income, which includes earnings attributable to noncontrolling interests and other amounts that are not indicative of the company's performance, is not used in our executive compensation programs for this purpose.





Important Performance Measures

As described in the Compensation Discussion and Analysis in this proxy statement, one of the key principles of our executive compensation philosophy is to align pay with short-term and long-term company performance. In our assessment, the most important performance measures used to link executive compensation actually paid to our named executive officers for the most recently completed fiscal year to the company's performance are listed in the table below. This list includes Safety Measures and Sustainability Measures, which are non-financial performance measures.

Performance Measure	Description
ABP Earnings	See footnote (D) to the 2024 Pay-Versus-Performance table for information about the use of ABP Earnings in our 2024 executive compensation program.
Relative TSR vs. S&P 500 Utilities Index	See footnote (B) to the 2024 Pay-Versus-Performance table for information about the use of relative TSR in our 2024 executive compensation program.
Relative TSR vs. S&P 500 Index	See footnote (B) to the 2024 Pay-Versus-Performance table for information about the use of relative TSR in our 2024 executive compensation program.
EPS Growth	Our annual long-term incentive plan awards granted in 2020, 2021, 2022, 2023 and 2024 include a performance-based restricted stock unit award linked to relative EPS growth. The award measures the CAGR of our EPS for the relevant three-year period. The payout scale for awards granted through 2023 is based on the three-year analyst consensus estimates for our S&P 500 Utilities Index peers. The payout scale for awards granted in 2024 is based on the percentile ranking of Sempra's three-year adjusted EPS CAGR relative to the adjusted EPS CAGRs of our S&P 500 Utilities Index peers. Calculation of EPS for purposes of the applicable LTIP award cycle includes certain adjustments, as described under "Compensation Components—Long-Term Equity-Based Incentives—Performance Goals for the 2024 Performance-Based Restricted Stock Units—EPS Growth" in the Compensation Discussion and Analysis in this proxy statement.
Safety Measures	Our annual bonus plan includes Safety Measures as one of its performance measures. These measures are related to employee safety and SDG&E and SoCalGas operational measures related to public safety, and they were selected by the Compensation and Talent Development Committee because the committee believes that strong safety performance is critical to our infrastructure-intensive businesses. These measures are described under "Compensation Components—Performance-Based Annual Bonuses—ABP Earnings Goal Determination" in the Compensation Discussion and Analysis in this proxy statement.
Sustainability Measures	Our annual bonus plan includes Sustainability Measures as one of its performance measures. These measures reflect the company's key sustainability priorities and initiatives, and they were selected by the Compensation and Talent Development Committee to incentivize progress on these commitments. These measures are described under "Compensation Components—Performance-Based Annual Bonuses—ABP Earnings Goal Determination" in the Compensation Discussion and Analysis in this proxy statement.

Ratio of Chief Executive Officer to Median Employee Pay

The following is a reasonable estimate, prepared under applicable SEC rules, of the ratio of the annual total compensation of our Chief Executive Officer to the median of the annual total compensation of our other employees. In addition to our full-time U.S. workforce, our employee population includes a substantial percentage of part-time employees and employees in Mexico. Given the different methodologies that various public companies use to determine an estimate of their pay ratio and the differences in employee populations, the estimated ratio reported below should not be used as a basis for comparison between companies.

SEC rules allow us to identify our median employee once every three years unless there has been a change in our employee population or employee compensation arrangements that we reasonably believe would result in a significant change in our pay ratio disclosure. We determined a median employee in 2023 based on a measurement date of December 31, 2023. In determining that median employee, we did not exclude any of our international employees, all of whom are located in Mexico, Singapore or the Netherlands, and no cost-of-living adjustment was applied. We used a definition of compensation, or "consistently applied compensation measure" (CACM), that included 2023 base salary and 2023 target annual incentive award and selected the median employee from a group of employees who received compensation within plus or minus 1% of the median CACM. Our 2023 median employee was promoted prior to December 31, 2024. Pursuant to applicable SEC rules, we substituted an employee with substantially similar compensation.

To calculate the 2024 pay ratio, we calculated 2024 compensation for Mr. Martin and the median employee using the methodology used for the 2024 Summary Compensation Table plus health and welfare and other nondiscriminatory benefits, which are a key part of our total rewards program. Using this methodology, the 2024 total compensation of our median employee was \$125,107 and the 2024 total compensation of our Chief Executive Officer was \$21,540,966. For 2024, we estimate that the ratio of Chief Executive Officer pay to median employee pay was 172:1.

About the Annual Shareholders Meeting and Voting

Attending the Annual Shareholders Meeting

1. What is the format of the Annual Shareholders Meeting, and what content will be covered?

In line with our strategic focus on helping enable the energy transition and in support of shareholder access to the meeting, we are holding the Annual Shareholders Meeting online in a virtual-only format that reduces the transportation costs and environmental impact of the Annual Shareholders Meeting and provides all shareholders the opportunity to attend and participate in the meeting from any location. See Questions 3 and 4 below for information about attending and participating in the meeting.

The content of the Annual Shareholders Meeting will consist of the formal shareholder meeting business items outlined in Question 13 below. We do not intend to hold a business update at the Annual Shareholders Meeting, but we will answer questions related to our businesses and operations following adjournment of the formal business portion of the meeting during a question-and-answer session. For information about our businesses, we encourage you to review our 2024 Annual Report to Shareholders, which is available on the Internet at www.sempra.com/2025-annual-meeting, at www.proxyvote.com and on the SEC's website at www.sec.gov.

2. Who can attend, vote and submit questions at the virtual Annual Shareholders Meeting, and how do I do so?

You are eligible to attend and participate in the Annual Shareholders Meeting, including to submit questions at and in advance of the meeting and vote your shares at the meeting prior to the closing of the polls, if you were a shareholder as of March 20, 2025, the record date for the meeting. You can attend the meeting by visiting www.virtualshareholdermeeting.com/SRE2025 at the date and time of the meeting and entering your 16-digit control number to log into the meeting site. Additional instructions on how to submit questions in advance of the meeting and attend and participate in the virtual meeting are described in Question 3 below and posted at www.proxyvote.com. Owners of shares held in any of the Employee Savings Plans, which are discussed in Question 12 below, may submit questions at and in advance of the meeting but will not be able to vote these shares at the meeting.

3. How do I participate in the virtual Annual Shareholders Meeting?

How to Attend the Meeting. The Annual Shareholders Meeting conducted online via live audiovisual webcast will begin promptly at 9 a.m. Pacific Time on Tuesday, May 13, 2025. We encourage you to access the meeting site at www.virtualshareholdermeeting.com/SRE2025 and log in using your 16-digit control number prior to the start time. Online check-in will begin at 8:30 a.m. Pacific Time, and you should allow ample time for check-in procedures on the day of the meeting. Additional instructions on how to attend and participate in the virtual meeting are posted at www.proxyvote.com.

Where to Find/Obtain a 16-Digit Control Number. To be able to submit questions at and in advance of the meeting and vote at the meeting prior to the closing of the polls (other than owners of shares held in any of the Employee Savings Plans, who may submit questions at and in advance of the meeting but will not be able to vote these shares at the meeting), shareholders will need the 16-digit control number shown on your notice about the Internet availability of our proxy materials, proxy card or voting instruction form. If you are a beneficial owner of shares held through a bank, broker or other nominee and your voting instruction form does not indicate that you may vote your shares through www.proxyvote.com, you will need to obtain a "legal proxy" from your bank, broker or other nominee (preferably at least five days before the Annual Shareholders Meeting) to receive a 16-digit control number. If you are a beneficial owner who needs to obtain such a "legal proxy" to attend the meeting, please follow the specific instructions to do so provided by your bank, broker or other nominee.

Shareholders of record needing assistance with control numbers may call the technical support numbers referenced in Question 4 below beginning April 11, 2025, and beneficial owners needing assistance with control numbers should contact their bank, broker or other nominee.

How to Submit Questions. We give our shareholders ample opportunity to submit questions for the virtual meeting. Shareholders may submit questions online both during the meeting and in advance of the meeting beginning on March 28, 2025. Shareholders who would like to submit a question during the meeting should do so by logging into the virtual meeting site using your 16-digit control number at the date and time of the meeting. Shareholders who would like to submit a question in advance of the meeting should do so at www.proxyvote.com, where you will enter your 16-digit control number to access our proxy materials. Additional instructions on how to submit questions at and in advance of the meeting are posted at www.proxyvote.com.

How Shareholder Questions Will Be Addressed During the Meeting. Representatives from the company will answer questions, as time permits, in the order they are recognized by the Chair of the meeting in his or her sole discretion, except that questions not directly related to the business of the meeting will be reserved for a question-and-answer session to start immediately following adjournment of the formal business portion of the meeting and continue for a reasonable time as determined by the Chair of the meeting. Each question recognized by the Chair of the meeting will be read aloud so that all meeting attendees can hear the question as well as the response. If any shareholder submits questions that cannot be

answered within the time available due to time constraints, technical difficulties or for any other reason, the shareholder may contact our investor relations department at investor@sempra.com or (619) 696-2901 after the meeting concludes to request responses to these questions. The meeting may not be used as a forum to present general economic, political or other views that are not directly related to the matters properly before the meeting and questions should be limited to the formal business of the meeting or the business and operations of Semptra. We reserve the right to exclude questions regarding topics that are not pertinent to business items during the formal business portion of the meeting and to exclude questions regarding topics that are not pertinent to company business during the question-and-answer session to follow the formal business portion of the meeting. We also reserve the right, both during the formal business portion of the meeting and the subsequent question-and-answer session, to exclude questions whose answers are contained in this proxy statement, the other proxy materials for the meeting, or have already been addressed at the meeting, that are repetitive of questions or statements made by another shareholder, or that are otherwise not in compliance with our Rules of Procedure for the Annual Shareholders Meeting. For more information, please consult the Rules of Procedure for the Annual Shareholders Meeting, which will be available at www.sempra.com/2025-annual-meeting before the meeting and on the virtual meeting platform at www.virtualshareholdermeeting.com/SRE2025 during the meeting.

4. What if I have technical difficulties during the check-in time or during the virtual Annual Shareholders Meeting?

Instructions on how to attend and participate in the virtual meeting are posted at www.proxyvote.com. If you encounter difficulties accessing the meeting site during the check-in or meeting time, please call (844) 983-0876 (U.S. and Canada) or +1 (303) 562-9303 (International) beginning April 11, 2025 for technical support, which numbers also will be posted on the login page at www.virtualshareholdermeeting.com/SRE2025. Please plan to allow sufficient time to check in before the start time of the meeting so that any technical difficulties may be addressed before the live audiovisual webcast begins. The meeting may be recessed or adjourned at the sole discretion of the Chair of the meeting, including if we experience technical difficulties that prevent us from properly conducting the meeting. If technical issues with the meeting platform prevent the Chair from communicating with shareholders via the meeting site within 60 minutes after the time for which the meeting was called or in the event of a technical malfunction or other significant problem that disrupts our ability to continue the meeting before the polls are closed and the formal business portion of the meeting has been completed, the meeting will be adjourned and will reconvene at the same virtual location on May 19, 2025 at 9 a.m. Pacific Time, unless announced differently at the meeting. In such event, we expect an announcement will be made on www.virtualshareholdermeeting.com/SRE2025 and www.sempra.com/2025-annual-meeting.

How You Can Vote

5. Who is entitled to vote?

You are entitled to one vote on each of the 11 director nominees named in this proxy statement and one vote on each of the other proposals to be voted on at the Annual Shareholders Meeting for each share of our common stock that you owned at the close of business on March 20, 2025, the record date for the meeting and any adjournment or postponement thereof. You may vote all shares owned by you on the record date, including (i) shares held directly in your name as the shareholder of record and (ii) shares held for you as the beneficial owner through a bank, broker or other nominee. On the record date, 651,913,367 shares of our common stock were outstanding.

6. What is the difference between holding shares as a beneficial owner and as a shareholder of record?

Most of our shareholders hold their shares beneficially through a bank, broker or other nominee rather than having the shares registered directly in their own names.

Beneficial Owner. If your shares are held through a bank, broker or other nominee, it is likely that the shares are registered in the name of the nominee and you are the beneficial owner of such shares. You also are considered the beneficial owner of any shares you may own through any of the Employee Savings Plans. Your bank, broker or other nominee has provided you with voting instructions describing how you may direct the registered holder to vote your shares.

Shareholder of Record. If your shares are registered directly in your name with our transfer agent, you are the shareholder of record of such shares. We have provided you with either a proxy card to use in voting these shares or a notice about the Internet availability of our proxy materials, each of which instructs you on how you may access our proxy materials on the Internet and vote your shares.

7. How do I vote and how will my shares be voted?

The process for voting your shares depends on how your shares are held. As discussed above, you may hold your shares as a shareholder of record (registered in your own name) or as a beneficial owner (through a bank, broker or other nominee). See Question 12 below for instructions on how you may direct the voting of your shares held in any of the Employee Savings Plans.

Voting by Shareholders of Record. If you are a shareholder of record, you may vote by attending the virtual meeting as described in Questions 2 and 3 above or you may vote by proxy in advance of the meeting. Even if you plan to attend the meeting, we recommend that you vote your shares in advance to be sure your vote will be counted if you later decide not to attend the meeting.

If you are a shareholder of record and would like to vote your shares by proxy in advance of the Annual Shareholders Meeting, you may vote in the following ways:



Internet (including via a mobile device) — by visiting www.proxyvote.com or scanning the QR code on your notice about the Internet availability of our proxy materials or proxy card, and following the other Internet voting instructions included in this proxy statement or on your notice about the Internet availability of our proxy materials or proxy card



Telephone — by calling (800) 690-6903 and following the other telephone voting instructions included in this proxy statement or on your proxy card



Mail — if you received our proxy materials by mail, by marking, dating and signing your proxy card in accordance with the instructions on the card and returning it by mail in the pre-addressed reply envelope provided with our proxy materials

For Internet and telephone voting, you will need to have your notice about the Internet availability of our proxy materials or proxy card available. Internet and telephone voting will close at 11:59 p.m. Eastern Time on May 12, 2025. If you wish to vote by completing and returning your proxy card by mail, your completed proxy card must be received before the polls close for voting at the Annual Shareholders Meeting or any adjournment or postponement thereof.

Voting by Beneficial Owners. If you hold your shares as a beneficial owner through a bank, broker or other nominee, you should receive separate voting instructions from that entity describing how you may direct the registered holder to vote your shares in advance of the Annual Shareholders Meeting. You may also vote by attending the virtual meeting as described in Questions 2 and 3 above.

Voting of Shares as Directed. Your shares will be voted as you instruct on your proxy card, on your voting instruction form, or pursuant to any of the other methods to direct your vote described above. See Question 20 below for how your shares will be voted in the absence of timely voting instructions for shares outside any of the Employee Savings Plans and see Question 12 below for how your shares will be voted in the absence of timely voting instructions for shares in any of the Employee Savings Plans.

8. How can I vote without attending the virtual Annual Shareholders Meeting?

Whether you hold your shares as a shareholder of record or as a beneficial owner, it is not necessary for you to attend the Annual Shareholders Meeting or any adjournment or postponement thereof in order to vote your shares. If you are a shareholder of record, you may vote by submitting a proxy. If you are a beneficial owner of shares, you may vote by submitting voting instructions to the registered owner of your shares or, if you hold shares in any of the Employee Savings Plans, to the trustee of such plans.

For directions on how you may vote, please refer to the instructions in Question 7 above or on your notice about the Internet availability of our proxy materials, proxy card or voting instruction form.

Even if you plan to attend the Annual Shareholders Meeting, we recommend that you also submit your proxy or voting instructions in advance as described in Question 7 above to be sure your vote will be counted if you later decide not to attend the meeting.

9. What is the deadline to vote in advance of the Annual Shareholders Meeting?

If you hold shares as a shareholder of record and you wish to vote in advance of the meeting by Internet or by telephone, you must do so before Internet and telephone voting closes at 11:59 p.m. Eastern Time on May 12, 2025. If you hold shares as a shareholder of record and wish to vote in advance of the meeting by mail, your completed proxy card must be received before the polls close for voting at the Annual Shareholders Meeting or any adjournment or postponement thereof.

If you hold shares in any of the Employee Savings Plans, your voting instructions must be received by 8 a.m. Eastern Time on May 8, 2025, for the trustee of the plans to vote your shares in accordance with your instructions. See Question 12 below.

If you hold shares as a beneficial owner (but not through any of the Employee Savings Plans), you should follow the voting instructions provided by your bank, broker or other nominee.

10. May I change or revoke my vote?

If you are a shareholder of record, you may change your vote by granting a new proxy (using any of the methods described in Question 7) bearing a later date (which would automatically revoke the earlier proxy), by providing a written notice of revocation to the attention of our Corporate Secretary at Semptra's principal executive offices at 488 8th Avenue, San Diego, California 92101 that is received before the polls close for voting at the Annual Shareholders Meeting or any adjournment or postponement thereof, or by attending the virtual Annual Shareholders Meeting and voting at the meeting prior to the closing of the polls as described in Questions 2 and 3 above (which would automatically revoke the previously submitted proxy). Note that if you are a shareholder of record, you cannot change your vote in advance of the meeting using the Internet or telephone voting methods described in Question 7 above after 11:59 p.m. Eastern Time on May 12, 2025.

If you are an owner of shares held in any of the Employee Savings Plans, as described in Question 12 below, you cannot change your vote after 8 a.m. Eastern Time on May 8, 2025.

For shares you hold as a beneficial owner (other than shares held in the Employee Savings Plans as described above), you may change your vote by timely submitting new voting instructions to your bank, broker or other nominee (which would revoke your earlier instructions), or by attending the virtual Annual Shareholders Meeting and voting at the meeting prior to the closing of the polls as described in Questions 2 and 3 above (which would revoke the previously submitted instructions). Beneficial owners of shares should follow the voting instructions provided by their bank, broker or other nominee.

Attending the Annual Shareholders Meeting will not, in itself, cause your previously granted proxy or previously submitted instructions to be revoked. You must submit a new vote during the meeting prior to the closing of the polls in order to do so.

11. Is my vote confidential?

The Employee Savings Plans automatically provide for confidential voting for the shares in those plans, and votes by beneficial owners of our shares also will be confidential depending on the policies of the applicable bank, broker or other nominee. Shareholders of record may elect that their identity and individual vote be held confidential by making the appropriate selection when voting via the Internet or by telephone or by checking the appropriate box on their proxy card. Confidential voting generally will not apply to the extent voting disclosure is required by law or is necessary or appropriate to assert or defend any claim relating to voting.

12. How are shares held in the Employee Savings Plans voted? What happens if I do not timely vote such shares?

If you hold shares through the Semptra Savings Plan, Southern California Gas Company Retirement Savings Plan or San Diego Gas & Electric Company Savings Plan (collectively, the Employee Savings Plans), they will be voted as you instruct via the Internet (including with a mobile device) or by telephone or mail as these voting methods are described in Question 7 above. If you submit your vote without giving specific voting instructions or you do not timely submit your vote, your shares will be voted in the discretion of Newport Trust Company, the independent fiduciary and investment manager for the Semptra Common Stock Fund under the Employee Savings Plans.

For shares held through any of the Employee Savings Plans, your voting instructions must be received by 8 a.m. Eastern Time on May 8, 2025 for Newport Trust Company to vote your shares in accordance with your instructions. Although the meeting site may permit you to cast a vote during the virtual Annual Shareholders Meeting if you choose to attend, that vote will not be counted with respect to any shares held in any of the Employee Savings Plans. Owners of shares through any of the Employee Savings Plans will be able to submit questions at and in advance of the meeting in the same manner as our other shareholders as described in Question 3 above.

Information About Proposals To Be Voted On

13. What items of business will be voted on at the Annual Shareholders Meeting?

The business items to be voted on at the Annual Shareholders Meeting are:

Business Items
Proposal 1. Election of the 11 director nominees named in this proxy statement
Proposal 2. Ratification of appointment of our independent registered public accounting firm
Proposal 3. Advisory approval of our executive compensation

14. What are my voting choices?

You may vote "FOR" or "AGAINST" or you may "ABSTAIN" from voting on any or all of the director nominees named in this proxy statement (Proposal 1) and on each of Proposals 2 and 3 and any other items of business to be voted on at the Annual Shareholders Meeting.

15. How does the Board of Directors recommend that I vote?

Our Board of Directors recommends that you vote your shares as follows:

Proposal	Board Recommendation
1. Election of the 11 director nominees named in this proxy statement	FOR each of the 11 director nominees named in this proxy statement
2. Ratification of appointment of independent registered public accounting firm	FOR ratification of appointment of independent registered public accounting firm
3. Advisory approval of our executive compensation	FOR advisory approval of our executive compensation

16. What vote is required to approve each item?

Assuming a quorum (as defined in Question 21 below) is present at the Annual Shareholders Meeting, the vote required to approve each item is as follows:

Proposal	Vote Required for Approval
1. Election of the 11 director nominees named in this proxy statement	Each director must receive “FOR” votes constituting a majority of the shares represented and voting at the Annual Shareholders Meeting, and the “FOR” votes also must represent more than 25% of our outstanding shares.
2. Ratification of appointment of independent registered public accounting firm	The proposal must receive “FOR” votes constituting a majority of the shares represented and voting at the Annual Shareholders Meeting, and the “FOR” votes also must represent more than 25% of our outstanding shares. Although this is an advisory vote and non-binding, our Audit Committee may reconsider the appointment if it is not ratified.
3. Advisory approval of our executive compensation	The proposal must receive “FOR” votes constituting a majority of the shares represented and voting at the Annual Shareholders Meeting, and the “FOR” votes also must represent more than 25% of our outstanding shares. Although this is an advisory vote and non-binding, our Compensation and Talent Development Committee will take the voting results on this proposal into consideration when making future executive compensation decisions.

17. What happens if additional items are presented at the Annual Shareholders Meeting?

We are not aware of any item that may be voted on at the Annual Shareholders Meeting that is not described in this proxy statement, nor have we received notice of any such item by the deadline prescribed by Rule 14a-4(c)(1) under the Exchange Act. However, the holders of the proxies that we are soliciting will have the discretion to vote them as they determine appropriate on any additional matters that may be voted on at the Annual Shareholders Meeting and any adjournment or postponement thereof, including matters incidental to the conduct of the meeting.

18. What is a broker non-vote?

Broker non-votes occur on certain proposals when beneficial owners of shares held through a bank, broker or other nominee do not timely provide voting instructions. For beneficial owners of shares, your bank, broker or other nominee must vote your shares according to the specific instructions they receive from you. If you do not timely provide voting instructions to your bank, broker or other nominee, they are, in some cases, permitted to vote your shares in their discretion, but they are not permitted to vote your shares on certain proposals and they may elect not to vote your shares on any of the proposals unless you provide voting instructions. If you do not timely provide voting instructions and your bank, broker or other nominee votes your shares on some but not all proposals, a “broker non-vote” will occur for the proposals on which the bank, broker or other nominee does not vote. Voting your shares will ensure that your interests are represented at the meeting. See Question 19 below for information on the effect of abstentions and broker non-votes on each proposal to be voted on at the Annual Shareholders Meeting.

If you have any questions about the proxy voting process, please contact the bank, broker or other nominee that holds your shares.

19. How are votes counted? What is the effect of abstentions and broker non-votes on each proposal?

You may vote “FOR” or “AGAINST” or you may “ABSTAIN” from voting on any or all of the director nominees named in this proxy statement and on any other proposal to be voted on at the Annual Shareholders Meeting.

If you indicate “ABSTAIN” on any or all nominees or proposals, your vote will be counted for purposes of determining the presence or absence of a quorum for the transaction of business at the Annual Shareholders Meeting and any adjournment or postponement thereof (see Question 21 below) but will not be considered a vote cast with respect to the director nominee(s) or other proposal(s) on which you abstain from voting. As a result, abstentions should have no effect on the outcome of the vote for the election of the director nominees named in this proxy statement (Proposal 1), the ratification of the appointment of our independent registered public accounting firm (Proposal 2), and the advisory approval of our executive compensation (Proposal 3), in each case unless such abstentions result in a failure to obtain affirmative votes representing more than 25% of our outstanding shares.

Broker non-votes, which are discussed in Question 18 above, will be counted for purposes of determining the presence or absence of a quorum for the transaction of business at the Annual Shareholders Meeting and any adjournment or postponement thereof, but will not be considered votes cast with respect to any of the proposals for which they occur. As a result, if broker non-votes occur on the election of any of the director nominees named in this proxy statement (Proposal 1), the ratification of the appointment of our independent registered public accounting firm (Proposal 2), and the advisory approval of our executive compensation (Proposal 3), they should have no effect on the outcome of any such proposal, in each case unless such broker non-votes result in a failure to obtain affirmative votes representing more than 25% of our outstanding shares. See Question 18 above for additional information about broker non-votes.

See Question 20 below for information on the effect of failing to timely vote or voting without giving specific instructions if you are a shareholder of record. See Question 12 above for information on the effect of failing to timely vote or voting without giving specific instructions if you are an owner of shares through any of the Employee Savings Plans.

20. Will shares that I own be voted if I do not timely provide voting instructions?

If you own shares as a shareholder of record, those shares will be voted as you instruct in advance of the meeting via the Internet, by telephone or on your proxy card. Except for shares in any of the Employee Savings Plans, if you submit your vote via the Internet or by telephone in advance of the meeting or sign and return your proxy card, in each case without giving specific voting instructions, such shares will be voted in accordance with the recommendations of our Board of Directors on the proposals described in this proxy statement and in the discretion of the proxy holders on any other matters that properly come before the Annual Shareholders Meeting and any adjournment or postponement thereof. If you do not timely vote by one of the voting methods described in Question 7 above, except for shares in any of the Employee Savings Plans, your shares will not be voted unless you, or your proxy holder(s), vote your shares at the Annual Shareholders Meeting by attending the virtual meeting and any adjournment or postponement thereof.

If you are a beneficial owner of shares, those shares will be voted by your bank, broker or other nominee according to the specific instructions they receive from you. If you do not timely provide voting instructions, a broker non-vote may occur for your shares on some or all of the proposals to be voted on at the Annual Shareholders Meeting. See Questions 18 and 19 above for information about broker non-votes and the effect they will have on each proposal to be voted on at the meeting.

Voting your shares will ensure that your interests are represented at the meeting.

21. What constitutes a quorum?

A majority of the outstanding shares of common stock entitled to vote at the Annual Shareholders Meeting or any adjournment or postponement thereof, attending the meeting or represented by proxy, constitutes a quorum for the transaction of business at the meeting. Broker non-votes and abstentions will be counted for purposes of determining whether a quorum is present at the Annual Shareholders Meeting or any adjournment or postponement thereof.

22. Where can I find the voting results?

We expect to announce preliminary voting results at the Annual Shareholders Meeting and to publish final results in a current report on Form 8-K that we will file with the SEC following the meeting. The report will be available on our website at www.sempra.com under the “Financials and filings” tab of the “Investors” tab.

Proxy Materials

23. Why did I receive a notice in the mail about the Internet availability of the proxy materials instead of a paper copy of the materials?

We distribute our proxy materials via the Internet to shareholders who have not requested a paper copy. Beginning on March 28, 2025, we mailed notices about the Internet availability of our proxy materials for the Annual Shareholders Meeting, containing instructions on how to access our proxy materials on the Internet and how to request a paper copy by mail or an electronic copy by email. The notice also contains instructions on how you may request our proxy materials by mail (paper copy) or email (electronic copy) on an ongoing basis. If you are a shareholder of record, if you hold shares in any of the Employee Savings Plans, or if you are a beneficial owner of shares held by a bank, broker or other nominee and your voting instruction form includes a 16-digit control number, you may request to receive paper copies of our current and/or future proxy materials via the Internet by visiting www.proxyvote.com and clicking "Delivery Settings," by telephone at (800) 579-1639 or by email at sendmaterial@proxyvote.com (if requesting by email, please include in the subject line your 16-digit control number shown on your notice about the Internet availability of our proxy materials or proxy card). If you are a beneficial owner of shares held by a bank, broker or other nominee and your voting instruction form does not include a 16-digit control number, please contact your bank, broker or other nominee directly to request to receive paper copies of our current and/or future proxy materials. We encourage shareholders to take advantage of the availability of our proxy materials on the Internet to help reduce the environmental impact of our annual shareholders meetings and our printing and mailing costs.

24. Why didn't I receive a notice in the mail about the Internet availability of the proxy materials?

We are providing some of our shareholders, including those who previously have requested a paper copy, a paper copy of our proxy materials instead of a notice about the Internet availability of our proxy materials.

In addition, we are providing a notice about the Internet availability of our proxy materials by email to our shareholders who previously have elected electronic delivery. The email contains a link to the website where you can access our proxy materials and vote your shares via the Internet in advance of the Annual Shareholders Meeting.

25. How can I access the proxy materials over the Internet?

You can access our proxy materials on the Internet at www.proxyvote.com. To view our proxy materials at this site, you will be asked to enter the 16-digit control number shown on your notice about the Internet availability of our proxy materials, proxy card, voting instruction form or, if you obtained a "legal proxy," the separate information provided to you, that in each case contains additional instructions on how to view our proxy materials on the Internet. In the alternative, if you do not have your 16-digit control number in-hand, you may view our proxy materials at www.sempra.com/2025-annual-meeting.

26. How can I elect to receive future proxy materials electronically?

If you are a shareholder of record and wish to request electronic delivery of our proxy materials in the future, please call our transfer agent at (877) 773-6772 (U.S. and Canada). If you choose to access our future proxy materials electronically, we will discontinue mailing our proxy materials to you beginning next year, and we will instead send you an email with instructions containing a link to the website where you can access our proxy materials and vote your shares. You may discontinue electronic delivery at any time.

If you are a beneficial owner of shares held by a bank, broker or other nominee and wish to receive electronic delivery of our proxy materials in the future, you may sign up for electronic delivery at www.proxyvote.com and selecting "Delivery Settings" if your voting instruction form includes a 16-digit control number, or you should follow the instructions provided by your bank, broker or other nominee if your voting instruction form does not include a 16-digit control number.

27. I share an address with another shareholder, and we received only one paper copy of the proxy materials. How may I obtain an additional copy?

If you share an address with another shareholder, you may receive only one copy of our proxy materials unless you or the other shareholder have provided contrary instructions. If you are a shareholder of record and you wish to receive a separate copy of these materials, please request the additional copy by contacting our proxy solicitor, Sodali & Co., at:



SRE.info@investor.sodali.com



(800) 662-5200 (U.S. and Canada)
+1 (203) 658-9400 (International)

A separate copy of the materials will be sent promptly following receipt of your request.

If you are a shareholder of record and you wish to receive a separate copy of the proxy materials for our annual shareholders meetings in the future, or if you have received multiple copies of the proxy materials for the Annual Shareholders Meeting and you wish to receive only one copy in the future, please call or write to our Shareholder Services Department at:



(877) 736-7727 (U.S. and Canada)



Sempra
Attn: Shareholder Services
488 8th Avenue
San Diego, CA 92101

If you are a beneficial owner of shares held by a bank, broker or other nominee and you wish to receive a separate copy of these or our future proxy materials, or if you have received multiple copies of these proxy materials and you wish to receive only one copy in the future, please contact your bank, broker or other nominee directly.

28. What is included in the proxy materials?

Our proxy materials include:

- Our Notice of Annual Shareholders Meeting
- Our proxy statement for the Annual Shareholders Meeting, which contains descriptions of the proposals to be voted on at the Annual Shareholders Meeting, the voting process, our Board of Directors and board committees, our corporate governance practices, the compensation of our directors and certain executive officers, and other information
- Our 2024 Annual Report to Shareholders

If you received a paper copy of these materials by mail, our proxy materials also include a proxy card or voting instruction form. Otherwise, you received a notice about the Internet availability of our proxy materials, which includes instructions on how to access these materials on the Internet and submit your vote.

Information About 2026 Shareholder Proposals and Director Nominations

29. How can shareholders submit proposals to be included in our proxy materials for our annual shareholders meeting in 2026? What is the deadline for submitting any such proposals?

Shareholders who desire to submit proposals to be included in our proxy materials for our annual shareholders meeting in 2026 must meet the eligibility requirements of the SEC's shareholder proposal rule (Rule 14a-8 under the Exchange Act), and their proposals must comply with the requirements of that rule to be included in our proxy materials.

Shareholder proposals that are intended to be included in our proxy materials for our annual shareholders meeting in 2026 must be received by our Corporate Secretary no later than 5:00 p.m. Pacific Time on November 28, 2025, and must be submitted to the following address:



Attn: Corporate Secretary
Sempra
488 8th Avenue
San Diego, CA 92101

Proposals that are not timely submitted or are submitted to the incorrect address or other than to the attention of our Corporate Secretary may, at our discretion, be excluded from our proxy materials.

Question 30 below describes the procedures set forth in our proxy access bylaw provisions through which shareholders may nominate and include director candidates in our proxy statement for our annual shareholders meeting in 2026, and the related deadlines for submission. Question 31 below describes the procedures set forth in our advance notice bylaw provisions through which shareholders may nominate director candidates or present other items of business directly at our annual shareholders meeting in 2026 (meaning that they are not seeking to include such matters in our proxy statement), and the related deadlines for submission.

30. How may shareholders nominate and include director candidates in our proxy statement for our annual shareholders meeting in 2026? What is the deadline for submitting any such nominations?

Shareholders who wish to submit director nominees for inclusion in our proxy statement for our annual shareholders meeting in 2026 must give written notice of their intention to do so in accordance with the requirements and deadlines described below.

Our bylaws give a shareholder, or a group of no more than 20 shareholders, who has continuously owned at least 3% of our outstanding shares entitled to vote in the election of directors for at least three years, the ability to nominate and include in our proxy statement up to the greater of two directors or 20% of the number of the company's directors then in office, if the shareholder(s) and the nominee(s) satisfy the requirements specified in our bylaws. Notice of director nominees submitted under these proxy access provisions must be received at least 120 days but not more than 150 days before the first anniversary of the date the definitive proxy statement was first sent to shareholders in connection with our last annual shareholders meeting. The period for our receipt from shareholders of any such notice for our 2026 annual shareholders meeting will begin at 5:00 p.m. Pacific Time on October 29, 2025, and end at 5:00 p.m. Pacific Time on November 28, 2025. Any such notice must include the information required by our proxy access bylaw provisions (which may be obtained as provided in Question 34 below) and also must be updated and supplemented as required by those bylaw provisions. Any such notice must be timely delivered in writing to the attention of our Corporate Secretary at Sempra's principal executive offices at 488 8th Avenue, San Diego, California 92101. We will not include any shareholder-submitted director nominees in our proxy statement for our annual shareholders meeting in 2026 that do not meet the requirements set forth in our bylaws.

These notice requirements applicable under our proxy access bylaw provisions do not apply to shareholder proposals intended for inclusion in our proxy materials for our annual shareholders meeting in 2026 under SEC Rule 14a-8. The requirements and the deadline for submitting those proposals are set forth in Question 29 above. In addition, the notice requirements applicable under our proxy access bylaw provisions do not apply to shareholder proposals or director nominations to be presented directly at our annual shareholders meeting in 2026 (meaning that the proponent is not seeking to include the proposal or nomination in our proxy statement), the procedures and deadlines for which are described in Question 31 below.

31. How may shareholders nominate director candidates or present other items of business for consideration at our annual shareholders meeting in 2026 (if they are not seeking to include such matters in our proxy statement for the meeting)? What is the deadline for submitting any such nominations or proposals?

Shareholders who wish to nominate director candidates (outside of our proxy access bylaw provisions) or present other items of business (outside of the SEC Rule 14a-8 process) directly at our annual shareholders meeting in 2026 must give written notice of their intention to do so in accordance with the requirements and deadlines described below.

For any director nominations or proposed items of business that are submitted by shareholders and are not intended to be included in our proxy statement for our annual shareholders meeting in 2026, we must receive notice thereof at least 90 days but not more than 120 days before the first anniversary of the date of our last annual shareholders meeting. The period for our receipt from shareholders of any such notice for our 2026 annual shareholders meeting will begin at 5:00 p.m. Pacific Time on January 13, 2026, and end at 5:00 p.m. Pacific Time on February 12, 2026. Any such notice must include the information required by our advance notice bylaw provisions (which includes the information required by SEC Rule 14a-19 and may be obtained as provided in Question 34 below) and also must be updated and supplemented as required by those bylaw provisions. Any such notice must be timely delivered in writing to the attention of our Corporate Secretary at Semptra's principal executive offices at 488 8th Avenue, San Diego, California 92101. We will not entertain any director nominations or other proposals from our shareholders at our annual shareholders meeting in 2026 that do not meet the requirements set forth in our bylaws.

These notice requirements in our advance notice bylaw provisions and the related universal proxy rules requirements do not apply to shareholder proposals intended for inclusion in our proxy materials for our annual shareholders meeting in 2026 under SEC Rule 14a-8. The requirements and the deadline for submitting those proposals are set forth in Question 29 above. In addition, the notice requirements in our advance notice bylaw provisions (which include the related universal proxy rule requirements) do not apply to shareholder nominations of director candidates that are intended to be included in our proxy statement pursuant to our proxy access bylaw provisions for our annual shareholders meeting in 2026, the procedures and deadlines for which are described in Question 30 above.

None of the advance notice requirements described in this Question 31 or in Questions 29 or 30 above apply to questions that a shareholder may wish to submit at or in advance of the Annual Shareholders Meeting.

32. May shareholders recommend director candidates to be considered for nomination by our Board of Directors?

Shareholders may recommend director candidates for consideration by the Corporate Governance Committee of our Board of Directors by writing to the attention of our Corporate Secretary at Semptra's principal executive offices at 488 8th Avenue, San Diego, California 92101. Any such recommendation must be accompanied by a statement from the proposed candidate that he or she would give favorable consideration to serving on the board and should include sufficient biographical and other information about the proposed candidate and his or her qualifications and experience to permit the Corporate Governance Committee to make an informed decision as to whether further consideration of the candidate would be warranted.

Other Information

33. Who is making and paying for this proxy solicitation?

Semptra is making this solicitation and will pay the entire cost of preparing, assembling, printing, mailing and distributing our proxy materials and of soliciting proxies for the Annual Shareholders Meeting. We will reimburse brokerage houses and other custodians, nominees and fiduciaries for forwarding our proxy materials to beneficial owners of our shares.

Our directors, officers and employees may solicit proxies in person, by telephone or by electronic communication. They will not receive any additional compensation for these activities.

We also have engaged Sodali & Co. to provide proxy solicitation services, including assisting us in distributing our proxy materials and soliciting proxies for the Annual Shareholders Meeting. We will pay a base fee of \$27,500, plus customary costs and expenses, for these services.

34. Where can I find more information about Semptra?

Our consolidated financial statements and additional information about the company are included in our 2024 Annual Report to Shareholders that accompanies this proxy statement, which includes our 2024 Form 10-K. We filed our 2024 Form 10-K with the SEC on February 25, 2025. These documents, as well as other documents that we file with the SEC, can be viewed on the Internet on the SEC's website at www.sec.gov and are available on our website at www.semptra.com under the "Financials and filings" tab of the "Investors" tab. **We also will furnish a copy of our 2024 Form 10-K (excluding exhibits, except those that are specifically requested) without charge to any shareholder who so requests by writing to the attention of our Corporate Secretary at Semptra's principal executive offices at 488 8th Avenue, San Diego, California 92101.**

By writing to us, shareholders also may obtain, without charge, copies of our bylaws, Corporate Governance Guidelines, codes of conduct and charters of our standing board committees. These materials also are available on the Internet on our website at www.semptra.com under the "Corporate governance" tab of the "Investors" tab.

Shareholders with questions or needing additional information also may contact our investor relations department at investor@semptra.com or (619) 696-2901, which is responsible for managing communications with our shareholders.

35. How do I contact Sempra's transfer agent?

If you are a shareholder of record and have questions concerning share certificates, dividend checks, ownership transfer or other matters relating to your share account, please call our transfer agent at (877) 773-6772 (U.S. and Canada) or call or write to our Shareholder Services Department at:



(877) 736-7727 (U.S. and Canada)



Sempra
Attn: Shareholder Services
488 8th Avenue
San Diego, CA 92101

Sempra provides a Direct Stock Purchase Plan as a way to invest in our common stock. The plan also allows shareholders to reinvest all or a portion of their cash dividends in our common stock. This plan is offered only by means of a prospectus. For information about this plan or to obtain a copy of the applicable prospectus, please contact the plan administrator or Sempra's Shareholder Services Department at the phone number or address listed above.

36. How can I get copies of the proxy materials?

If you need a copy of our proxy materials for the Annual Shareholders Meeting, please contact our proxy solicitor by email, mail or phone as follows:



SRE.info@investor.sodali.com



(800) 662-5200 (U.S. and Canada)
+1 (203) 658-9400 (International)



Sodali & Co.
333 Ludlow Street
5th Floor, South Tower
Stamford, CT 06902

Shareholders also may write to or email us at the following addresses to request a copy of our proxy materials for the Annual Shareholders Meeting:



Investor@sempra.com



Attn: Corporate Secretary
Sempra
488 8th Avenue
San Diego, CA 92101

37. Who do I contact with any additional questions?

If you have any additional questions about the Annual Shareholders Meeting or how you may vote, or how to change or revoke your vote, please contact our proxy solicitor, Sodali & Co., at the addresses or phone numbers set forth in Question 36 above.

This Notice of Annual Shareholders Meeting and proxy statement are sent by order of the Sempra Board of Directors.

April R. Robinson
Corporate Secretary

Dated: March 28, 2025

Appendix A

RECONCILIATION OF SEMPRA ADJUSTED EARNINGS (A NON-GAAP FINANCIAL MEASURE) TO SEMPRA GAAP EARNINGS⁽¹⁾

Sempra Adjusted Earnings and Adjusted EPS exclude items (after the effects of income taxes and, if applicable, noncontrolling interests (NCI)) in 2024, 2019 and 2014 as follows:

In 2024:

- \$(104) million impact from regulatory disallowances at Sempra California consisting of:
 - \$(89) million charge from the Federal Energy Regulatory Commission order finding that the Electric Transmission Owner Formula Rate, effective June 1, 2019, adder refund provision has been triggered, requiring Sempra California to refund customers the California Independent System Operator adder retroactively from June 1, 2019
 - \$(15) million impairment from disallowed capital costs in the 2024 General Rate Case Final Decision
- \$262 million impact from foreign currency and inflation on our monetary positions in Mexico
- \$(26) million net unrealized losses on commodity derivatives
- \$30 million net unrealized gains on interest rate swaps related to the initial phase of the Port Arthur LNG liquefaction project (PA LNG Phase 1 project)
- \$(330) million income tax expense in 2024 from changes to a valuation allowance against foreign tax credits that were carried forward from the implementation of the Tax Cuts and Jobs Act of 2017
- \$16 million equity earnings from investment in RBS Sempra Commodities LLP from the substantial dissolution of the partnership

In 2019:

- \$(39) million impact from foreign currency and inflation on our monetary positions in Mexico and associated undesignated derivatives
- \$(20) million net unrealized losses on commodity derivatives
- \$45 million gain on the sale of certain Sempra Renewables assets

Associated with holding the South American businesses for sale:

- \$89 million income tax benefit from outside basis differences in our South American businesses primarily related to the change in our indefinite reinvestment assertion from our decision in January 2019 to hold those businesses for sale and a change in the anticipated structure of the sale
- \$10 million income tax benefit to reduce a valuation allowance against certain net operating loss (NOL) carryforwards as a result of our decision to sell our South American businesses

In 2014:

- \$(21) million charge to adjust the total plant closure loss from the early retirement of San Onofre Nuclear Generating Station (SONGS) at Sempra California
- \$12 million impact from foreign currency and inflation on our monetary positions in Mexico and associated undesignated derivatives
- \$8 million net unrealized gains on commodity derivatives

Sempra Adjusted Earnings and Adjusted EPS are non-GAAP financial measures (GAAP represents generally accepted accounting principles in the United States of America). These non-GAAP financial measures exclude significant items that are generally not related to our ongoing business activities and/or are infrequent in nature. These non-GAAP financial measures also exclude the impact from foreign currency and inflation on our monetary positions in Mexico and net unrealized gains and losses on commodity and interest rate derivatives, which we expect to occur in future periods, and which can vary significantly from one period to the next. Exclusion of these items is useful to management and investors because it provides a meaningful comparison of the performance of Sempra's business operations to prior and future periods. Non-GAAP financial measures are supplementary information that should be considered in addition to, but not as a substitute for, the information prepared in accordance with GAAP. The table below reconciles for historical periods these non-GAAP financial measures to Sempra GAAP Earnings and GAAP EPS, which we consider to be the most directly comparable financial measures calculated in accordance with GAAP.

⁽¹⁾ This description and reconciliation are different than the predefined adjustments to earnings for annual bonus plan purposes. Please see Appendix B for information about those adjustments.

RECONCILIATION OF ADJUSTED EARNINGS TO GAAP EARNINGS AND ADJUSTED EPS TO GAAP EPS <i>(Dollars in millions, except EPS; shares in thousands)</i>	Pretax amount	Income tax (benefit) expense ⁽¹⁾	Non- controlling interests	Earnings	Diluted EPS
Year ended December 31, 2024					
Sempra GAAP Earnings and GAAP EPS				\$2,817	\$ 4.42
Excluded items:					
Impact from regulatory disallowances	\$ 140	\$ (36)	\$ —	104	0.16
Impact from foreign currency and inflation on monetary positions in Mexico	(50)	(336)	124	(262)	(0.41)
Net unrealized losses on commodity derivatives	51	(8)	(17)	26	0.04
Net unrealized gains on interest rate swaps related to PA LNG Phase 1 project	(212)	11	171	(30)	(0.05)
Impact from foreign tax credit valuation allowance	—	330	—	330	0.52
Earnings from investment in RBS Sempra Commodities LLP	(19)	3	—	(16)	(0.03)
Sempra Adjusted Earnings and Adjusted EPS				\$2,969	\$ 4.65
Weighted-average common shares outstanding, diluted					637,943
Year ended December 31, 2019					
Sempra GAAP Earnings and GAAP EPS				\$2,055	\$ 3.64
Excluded items:					
Impact from foreign currency and inflation on monetary positions in Mexico and associated undesignated derivatives	\$ (6)	\$ 75	\$ (30)	39	0.07
Net unrealized losses on commodity derivatives	26	(7)	1	20	0.04
Gain on sale of certain Sempra Renewables assets	(61)	16	—	(45)	(0.08)
Associated with holding the South American businesses for sale:					
Change in indefinite reinvestment assertion of basis differences and structure of sale of discontinued operations	—	(89)	—	(89)	(0.16)
Reduction in tax valuation allowance against certain NOL carryforwards	—	(10)	—	(10)	(0.02)
Sempra Adjusted Earnings and Adjusted EPS ⁽²⁾				\$1,970	\$ 3.49
Weighted-average common shares outstanding, diluted					564,065
Year ended December 31, 2014					
Sempra GAAP Earnings and GAAP EPS				\$1,161	\$ 2.32
Excluded items:					
SONGS plant closure loss	\$ 6	\$ 15	\$ —	21	0.04
Impact from foreign currency and inflation on monetary positions in Mexico and associated undesignated derivatives	26	(38)	—	(12)	(0.02)
Net unrealized gains on commodity derivatives	(13)	5	—	(8)	(0.02)
Sempra Adjusted Earnings and Adjusted EPS ⁽²⁾				\$1,162	\$ 2.32
Weighted-average common shares outstanding, diluted					501,311

- (1) Except for adjustments that are solely income tax and tax related to outside basis differences, income taxes on pretax amounts were primarily calculated based on applicable statutory tax rates. We recorded a \$17 million income tax expense in 2014 to reduce certain tax regulatory assets attributed to SONGS.
- (2) Adjusted Earnings and Adjusted EPS have been updated to reflect the impact from foreign currency and inflation on our monetary positions in Mexico and associated undesignated derivatives and net unrealized (gains) losses on commodity derivatives.

Appendix B

PERFORMANCE-BASED ANNUAL BONUS PLAN—ADDITIONAL INFORMATION

Additional Information on Predefined Earnings Adjustments

Consistent with the approach taken in prior years, the Compensation and Talent Development Committee determined at the beginning of the year that the earnings calculation for annual bonus plan purposes, or ABP Earnings, would be adjusted as follows:

- Exclude the impact of any unplanned changes in tax laws or regulations and accounting rule changes.
- Exclude certain nonrecurring items at the discretion of the Compensation and Talent Development Committee, provided that such items do not have a material adverse impact on the company's stock price, also as determined by the Compensation and Talent Development Committee. Such items would include but not be limited to:
 - the pro forma earnings impact of any acquisition or divestiture to the extent the earnings impact of such acquisition or divestiture or related transaction and integration cost is not included in the ABP Earnings target.
 - nonrecurring gains or losses related to RBS Sempra Commodities LLP, which was sold in four separate transactions completed in 2010 and 2011.
- Exclude the variance from plan of foreign currency exchange gains or losses, net of inflation, including any associated cost of hedging.
- Exclude unrealized mark-to-market gains or losses.
- Exclude gains or losses related to legacy litigation matters.
- Include 10% of any gains or losses related to asset sales and impairments in connection with a sale to the extent the earnings impact of such item is not included in the ABP Earnings target. This is because the Compensation and Talent Development Committee believes that the impact of asset sales should be measured primarily through stock price. Most of the impact would then be reflected in the long-term incentive plan.
- Exclude items that are required to be excluded from annual bonus plan compensation under the SDG&E and/or SoCalGas General Rate Case final decisions.
- Exclude any earnings impact associated with the decommissioning of the San Onofre Nuclear Generating Station (SONGS).
- Exclude the variance from plan of the liability insurance expense not recoverable through balancing accounts.
- Exclude variance from plan of any impairments of the California Assembly Bill 1054 wildfire fund.
- Exclude variance to plan of the impact of material, pending regulatory matters, such as the California Cost of Capital and U.S. Federal Energy Regulatory Commission (FERC) Independent System Operator adder.
- Exclude one-time nonqualified pension settlement charges and LTIP tax windfall or shortfall to the extent such items are not included in the ABP Earnings target.
- Limit impact of rabbi trust results (net of deferred compensation) to +/-5% (percentage points) of the ABP Earnings result as calculated without such gains or losses.
- Limit the impact of the SDG&E and SoCalGas General Rate Case outcomes to +/-15% (+/- \$37 million) of the ABP Earnings metric to the extent such impacts are not included in the ABP Earnings target.

RESULTS OF 2024 SUSTAINABILITY MEASURES

The performance factors set forth below are applicable, unless otherwise noted, to Sempra and its U.S. operating companies, excluding Oncor:

ENVIRONMENTAL		
Goal	Status	Commentary
At Sempra, implement refreshed sustainable business strategies, including aligning enterprise disclosures, key sustainability performance indicators (KPIs) and reporting.	✓	Completed update of sustainable business strategies and associated KPIs and published as part of annual corporate sustainability report in May 2024.
At Sempra Texas Oncor, continue to advance and maintain infrastructure readiness, including severe weather resilience, by executing 92% to 108% of Oncor's board-approved capital expenditure budget.	✓	As of December 31, 2024, capital expenditures were 103.81% of plan.
At Sempra Infrastructure, advance development of the Titan Carbon Capture and Sequestration project, including filing the Class 6 well permit application.	✓	Filed Class 6 well permit application with the Environmental Protection Agency in February 2024.
At Sempra California SDG&E, achieve energization of a utility-owned storage project.	✓	Completed the commissioning and energization of Cameron Corners Microgrid, an 875 kW solar and 4,000 kWh battery energy storage project, in November 2024. The project is anticipated to help mitigate the impacts of public safety power shutoffs (PSPS) for customers by energizing critical facilities during a PSPS event.
At Sempra California SoCalGas, advance Phase 1 of the development of Angeles Link by submitting 16 completed studies to the California Public Utilities Commission.	✓	SoCalGas completed 16 Phase 1 Angeles Link studies, including multiple feasibility studies, an affordability framework, and an environmental and social justice plan in December 2024.
CULTURE		
Goal	Status	Commentary
Advance culture of belonging by: <ul style="list-style-type: none"> • Training 85% of officers and directors on topics focusing on inclusion and belonging in divisive times. • Enabling employee resource groups (ERGs) or local diversity and inclusion councils (LDICs) to put on six or more events enterprise-wide focusing on inclusion and belonging. 	✓	Completed training for 99% of officers and 94% of directors. Held more than a dozen events open to employees across the enterprise focused on inclusion and belonging.
Reinforce our high-performance culture by building upon leadership development programs: <ul style="list-style-type: none"> • Completing refreshed Advanced Leadership Development Program cohort. • Completing one session of Leadership Lab and sharing materials with operating companies. 	✓	Refreshed the Advanced Leadership Development Program to support leaders of today for the challenges of the future and completed a cohort of leaders from across the enterprise. Launched Leadership Lab, a six-month program that brings together leaders from across the enterprise to foster peer-to-peer learning and strengthen relationships.
Enhance employee engagement by implementing action plans based on 2023 employee engagement survey results, targeting 85% of people leaders to have action plans.	✓	85% of people leaders developed action plans based on their 2023 survey results.
Support the communities we serve and enhance community partnerships by focusing at least 90% of charitable giving collectively made by Sempra, Sempra Infrastructure and Sempra California on efforts to promote energy transition and climate action, diversity and inclusion, and economic prosperity.	✓	Sempra, Sempra Infrastructure and Sempra California have collectively invested 95% of charitable giving on efforts that align with priority giving areas, including climate action, diversity and inclusion, and economic prosperity.
At Sempra California, advance diverse business enterprises by targeting an average of 41% of annual purchasing spend towards this category of suppliers based on a simple average of SDG&E's and SoCalGas' percentage of diverse supplier spend.	✓	Average 2024 spend for this category of suppliers was 44.5%.

GOVERNANCE		
Goal	Status	Commentary
Further continuing board education by facilitating site visit(s) and conducting a cyber training exercise for the board.	✓	Facilitated board site visits to SDG&E Emergency Operations Center, Cameron LNG Phase 1 facility and SoCalGas' Hydrogen Home. Conducted cyber training exercise for the board in June 2024.
Implement an enterprise-wide artificial intelligence governance policy.	✓	Implemented a new enterprise-wide artificial intelligence governance policy.
Continue to maintain our strong focus on cybersecurity by: <ul style="list-style-type: none"> Promoting a positive cyber-aware culture by achieving 72% or better Phishing Report rate and 7% or lower phishing click rate at Sempra, SoCalGas, SDG&E, and Sempra Infrastructure. Achieving a score of 780 or greater on external BitSight Cyber security scorecard across Sempra, SoCalGas, SDG&E, and Sempra Infrastructure. 	✓	2024 Phishing Report rate was 85% and Phishing Click rate was 1.9%. BitSight Security Rating is 792.8.
Conduct a third-party assessment of the company's enterprise risk management process.	✓	Third-party assessment of the company's enterprise risk management process was completed in the third quarter of 2024.
Support compliance culture around political and external engagement through successful launch and enterprise-wide adoption of new Political Activity Tracking System (PATs) and complete formal training for 100% of officers and other designated employee groups.	✓	Launched the new PATs system and completed training for 100% of officers and other designated employee groups.

Appendix C

INFORMATION REGARDING FORWARD-LOOKING STATEMENTS

This proxy statement contains forward-looking statements within the meaning of the Private Securities Litigation Reform Act of 1995. Forward-looking statements are based on assumptions about the future, involve risks and uncertainties, and are not guarantees. Future results may differ materially from those expressed or implied in any forward-looking statement. These forward-looking statements represent our estimates and assumptions only as of the date of this proxy statement. We assume no obligation to update or revise any forward-looking statement as a result of new information, future events or otherwise.

In this proxy statement, forward-looking statements can be identified by words such as “believe,” “expect,” “intend,” “anticipate,” “contemplate,” “plan,” “estimate,” “project,” “forecast,” “envision,” “should,” “could,” “would,” “will,” “confident,” “may,” “can,” “potential,” “possible,” “proposed,” “in process,” “construct,” “develop,” “opportunity,” “preliminary,” “initiative,” “target,” “outlook,” “optimistic,” “poised,” “positioned,” “maintain,” “continue,” “progress,” “advance,” “goal,” “aim,” “commit,” or similar expressions, or when we discuss our guidance, priorities, strategies, goals, vision, mission, projections, intentions or expectations.

Factors, among others, that could cause actual results and events to differ materially from those expressed or implied in any forward-looking statement include: California wildfires, including potential liability for damages regardless of fault and any inability to recover all or a substantial portion of costs from insurance, the wildfire fund established by California Assembly Bill 1054, rates from customers or a combination thereof; decisions, denials of cost recovery, audits, investigations, inquiries, ordered studies, regulations, denials or revocations of permits, consents, approvals or other authorizations, renewals of franchises, and other actions, including the failure to honor contracts and commitments, by the (i) California Public Utilities Commission (CPUC), Comisión Reguladora de Energía, U.S. Department of Energy, U.S. Federal Energy Regulatory Commission, U.S. Internal Revenue Service, Public Utility Commission of Texas and other regulatory bodies and (ii) U.S., Mexico and states, counties, cities and other jurisdictions therein and in other countries where we do business; the success of business development efforts, construction projects, acquisitions, divestitures, and other significant transactions, including risks related to (i) being able to make a final investment decision, (ii) completing construction projects or other transactions on schedule and budget, (iii) realizing anticipated benefits from any of these efforts if completed, (iv) obtaining third-party consents and approvals and (v) third parties honoring their contracts and commitments; changes to our capital expenditure plans and their potential impact on rate base or other growth; litigation, arbitration, property disputes and other proceedings, and changes (i) to laws and regulations, including those related to tax and the energy industry in Mexico, (ii) due to the results of elections, and (iii) in trade and other foreign policy, including the imposition of tariffs by the U.S. and foreign countries; cybersecurity threats, including by state and state-sponsored actors, of ransomware or other attacks on our systems or the systems of third parties with which we conduct business, including the energy grid or other energy infrastructure; the availability, uses, sufficiency, and cost of capital resources and our ability to borrow money or otherwise raise capital on favorable terms and meet our obligations, which can be affected by, among other things, (i) actions by credit rating agencies to downgrade our credit ratings or place those ratings on negative outlook, (ii) instability in the capital markets, and (iii) fluctuating interest rates and inflation; the impact on affordability of San Diego Gas & Electric Company's (SDG&E) and Southern California Gas Company's (SoCalGas) customer rates and their cost of capital and on SDG&E's, SoCalGas' and Sempra Infrastructure's ability to pass through higher costs to customers due to (i) volatility in inflation, interest rates and commodity prices, (ii) with respect to SDG&E's and SoCalGas' businesses, the cost of meeting the demand for lower carbon and reliable energy in California, and (iii) with respect to Sempra Infrastructure's business, volatility in foreign currency exchange rates; the impact of climate policies, laws, rules, regulations, trends and required disclosures, including actions to reduce or eliminate reliance on natural gas, increased uncertainty in the political or regulatory environment for California natural gas distribution companies, the risk of nonrecovery for stranded assets, and uncertainty related to emerging technologies; weather, natural disasters, pandemics, accidents, equipment failures, explosions, terrorism, information system outages or other events, such as work stoppages, that disrupt our operations, damage our facilities or systems, cause the release of harmful materials or fires or subject us to liability for damages, fines and penalties, some of which may not be recoverable through regulatory mechanisms or insurance or may impact our ability to obtain satisfactory levels of affordable insurance; the availability of electric power, natural gas and natural gas storage capacity, including disruptions caused by failures in the transmission grid or pipeline and storage systems or limitations on the injection and withdrawal of natural gas from storage facilities; Oncor Electric Delivery Company LLC's (Oncor) ability to reduce or eliminate its quarterly dividends due to regulatory and governance requirements and commitments, including by actions of Oncor's independent directors or a minority member director; and other uncertainties, some of which are difficult to predict and beyond our control.

These risks and uncertainties are further discussed in the reports that Sempra has filed with the U.S. Securities and Exchange Commission (SEC). These reports are available through the EDGAR system free-of-charge on the SEC's website, www.sec.gov, and on Sempra's website, www.sempra.com. Investors should not rely unduly on any forward-looking statements.

Sempra Infrastructure, Sempra Infrastructure Partners, Sempra Texas, Sempra Texas Utilities, Oncor and Infraestructura Energética Nova, S.A.P.I. de C.V. (IEnova) are not the same companies as the California utilities, SDG&E or SoCalGas, and Sempra Infrastructure, Sempra Infrastructure Partners, Sempra Texas, Sempra Texas Utilities, Oncor and IEnova are not regulated by the CPUC.

None of the website references in this proxy statement are active hyperlinks, and the information contained on, or that can be accessed through, any such website is not, and shall not be deemed to be, part of this document.

[THIS PAGE INTENTIONALLY LEFT BLANK]

[THIS PAGE INTENTIONALLY LEFT BLANK]

[THIS PAGE INTENTIONALLY LEFT BLANK]



488 8th Ave.
San Diego, CA 92101
sempra.com



© 2025 Semptra. All copyright
and trademark rights reserved.