

SBA COMMUNICATIONS CORPORATION
2024 ANNUAL REPORT


**YOUR
SIGNAL
STARTS
HERE.®**



ESSENTIAL INFRASTRUCTURE®

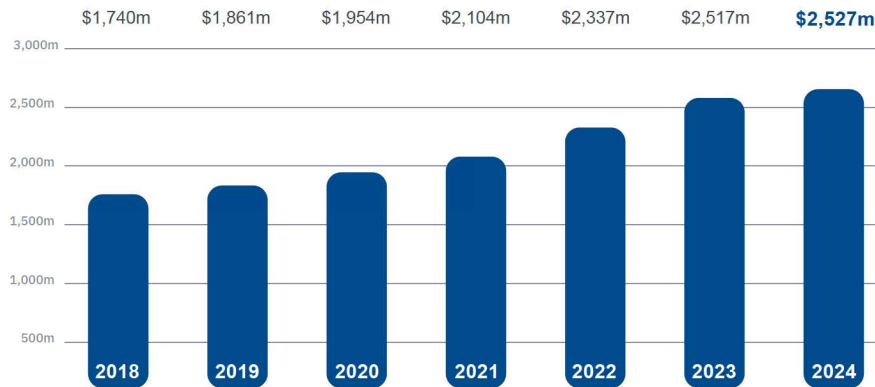
SBA COMMUNICATIONS

**LEADER IN THE WIRELESS
COMMUNICATIONS
INFRASTRUCTURE INDUSTRY**



FINANCIAL HIGHLIGHTS

SITE LEASING REVENUES IN MILLIONS (\$)



Site leasing revenue for the year 2024 was \$2,527 million compared to \$2,517 million for the year 2023; an increase of 0.4%.

SITE LEASING OPERATING PROFIT IN MILLIONS (\$)



Site leasing segment operating profit for the year 2024 was \$2,064 million compared to \$2,044 million for the year 2023; an increase of 1.0%.



In thousands (except per share data)
for year ended December 31,

	2023	2024	% change
REVENUES			
Site Leasing	\$2,516,935	\$2,526,765	0.4%
Site Development	\$194,649	\$152,869	(21.5%)
Total Revenues	\$2,711,584	\$2,679,634	(1.2%)
COST OF REVENUES			
Site Leasing	\$472,687	\$462,997	(2.0%)
Site Development	\$139,935	\$118,730	(15.2%)
Total Cost of Revenues	\$612,622	\$581,727	(5.0%)
OPERATING PROFIT			
Site Leasing	\$2,044,248	\$2,063,768	1.0%
Site Development	\$54,714	\$34,139	(37.6%)
Total Operating Profit	\$2,098,962	\$2,097,907	(0.1%)
Selling, general & administrative expenses	\$267,936	\$258,756	
Net income attributable to SBA Communications Corporation	\$501,812	\$749,536	
Basic net income per share	\$4.64	\$6.96	
Diluted net income per share	\$4.61	\$6.94	
Weighted average number of shares (basic)	108,204	107,644	
Weighted average number of shares (diluted)	108,907	108,080	
As of December 31, cash, cash equivalents, short-term investments and short-term restricted cash	\$247,722	\$1,651,028	
Total assets	\$10,178,441	\$11,417,336	
Total principal amount of indebtedness	\$12,388,000	\$13,672,750	

TO OUR SHAREHOLDERS



2024 was another solid year for SBA Communications. Our towers continued to be the center of the wireless ecosystem, providing critical infrastructure and a turnkey option for our customers to quickly and efficiently achieve their network needs. I was pleased with our performance as both operating and financial results were in line with our initial expectations. We finished the year with industry-leading Tower Cash Flow and Adjusted EBITDA margins of 81.3% and 71.0%, respectively, and posted the highest absolute AFFO per share of \$13.37 within the industry. We grew our dividend by 15%, the highest

not only in the tower industry, but among the highest across all REITs broadly. We also took steps to improve our balance sheet, refinancing over \$4 billion of debt at attractive rates, hedging floating rate debt to minimize fluctuations in interest expense, and improving liquidity by increasing the size of our revolving credit facility to \$2 billion. And lastly, we allocated capital wisely, buying towers and land, building sites, repurchasing our stock and ending the year with a healthy cash reserve.


In the United States, our customers remained focused on their networks, and we began to see a shift in our new business with a higher percentage coming from new lease colocations versus amendments to existing leases. This shift was a continuation of our carrier customers' goals to expand their 5G mid-band coverage, add capacity for fixed wireless access, and extend network coverage into underserved areas of the country. New carrier activity steadily increased throughout the year, and we exited 2024 at the highest level of leasing application backlogs of the year, setting us up well for 2025. We're excited about the potential leasing environment in 2025 and beyond, which we anticipate being busier than that of the last several years. Our strong customer relationships and the end-to-end support we are able to provide them through both our leasing and services operations set SBA up very well to be a key

“

Our towers continued to be the center of the wireless ecosystem, providing critical infrastructure and a turnkey option for our customers to quickly and efficiently achieve their network needs.

partner to the mobile network operators. Regulatory requirements, mobile data growth consumption and growing dependence on wireless services all give me great confidence that our domestic segment will experience solid long-term organic growth and perform very well over time.

Internationally, our customers continued investing in their networks but also focused on addressing the implications of recent strategic transactions. In almost all our international markets, the mobile network operators are well behind the U.S. in terms of 5G coverage, so we anticipate continued network investment to close that gap and to broadly expand coverage. During 2024, we did experience slightly elevated lease churn, primarily as a result of some carrier consolidation. However, we believe this will be temporary as markets rationalize, and ultimately, we expect that the surviving customers will be stronger and better positioned for ongoing investments needed to compete on network reliability. One of our priorities has been to enhance our international portfolio with the goals of increasing the predictability and stability of our long-term cash flows, growing the core business and improving the overall quality of our assets.



We believe one of the primary ways that we do that is by positioning ourselves as one of the leading infrastructure providers in the markets where we operate and aligning ourselves with the leading mobile network operators in each market. We made

significant progress in this regard through our announced agreement to purchase approximately 7,000 towers from Millicom in Central America. This transaction is expected to establish SBA as the leading tower company in the region, as well

as improve the overall quality and stability of our cash flows through immediate AFFO accretion, U.S. dollar denominated revenue streams, and long-term tenant lease commitments. We also extended existing lease agreements with

Millicom and entered into a new build to suit agreement for a minimum of 2,500 sites over the next seven years, locking in future value enhancing growth. In other markets, where we did not see an opportunity to achieve scale, we took steps to exit. These efforts have led to the early 2025 sales of our assets and operations in both the Philippines and Colombia. Each of the steps taken over the past year will help our teams be better focused and better positioned to maximize future business opportunities, and we anticipate making more progress in 2025.



Looking at 2025 and beyond, the key growth drivers of our business remain robust. Mobile network consumption continues to grow, and spectrum limitations mean more equipment at the cell site. 5G applications have emerged, such as Fixed Wireless Access and next-gen A.I. handset applications. The underlying industry tailwinds, paired with the strength of our balance sheet and significant free cash flow, give me great confidence in the future. In aggregate, we believe that these efforts will allow us to continue to produce strong financial and operating results and invest in high quality new assets, as well as healthy shareholder remuneration through dividend growth and share repurchases.

While macroeconomic factors such as elevated interest rates and weakened foreign currencies have weighed on the valuations of the entire wireless infrastructure sector, I believe the steps we are taking will position us to produce meaningful shareholder return opportunities consistently over the long-term. I'd like to thank our customers for their trust and collaboration, as well as our best-in-class team members who make SBA such an exceptional company. And finally, thank you to our shareholders for your trust and support, and I look forward to sharing our progress with you in the future.

Sincerely,

Brendan T. Cavanagh

President and Chief Executive Officer



Jeffrey A. Stoops
Chairman of the Board



Brendan T. Cavanagh
Director, President and
Chief Executive Officer



Steven E. Bernstein
Founder and Director



Kevin L. Beebe
Director



Laurie Bowen
Director



Mary S. Chan
Director



Jay L. Johnson
Director



George R. Krouse Jr.
Director



Jack Langer
Lead Independent Director



Amy E. Wilson
Director

BOARD OF DIRECTORS

FORM 10-K

2024 FINANCIAL INFORMATION

**UNITED STATES
SECURITIES AND EXCHANGE COMMISSION
WASHINGTON, D.C. 20549**

FORM 10-K

☒ **ANNUAL REPORT PURSUANT TO SECTION 13 OR 15(d) OF THE SECURITIES EXCHANGE ACT OF 1934**

For the fiscal year ended December 31, 2024

OR

☐ **TRANSITION REPORT PURSUANT TO SECTION 13 OR 15(d) OF THE SECURITIES EXCHANGE ACT OF 1934**

For the transition period from _____ to _____

Commission file number: 001-16853

SBA COMMUNICATIONS CORPORATION

(Exact name of Registrant as specified in its charter)

Florida
(State or other jurisdiction of
incorporation or organization)

65-0716501
(I.R.S. Employer
Identification No.)

8051 Congress Avenue
Boca Raton, Florida
(Address of principal executive offices)

33487
(Zip Code)

Registrant's telephone number, including area code (561) 995-7670

Securities registered pursuant to Section 12(b) of the Act:

<u>Title of Each Class</u>	<u>Trading Symbol</u>	<u>Name of Each Exchange on Which Registered</u>
Class A Common Stock, \$0.01 par value per share	SBAC	The NASDAQ Stock Market LLC (NASDAQ Global Select Market)

Securities registered pursuant to Section 12(g) of the Act:

None

Indicate by check mark if the registrant is a well-known seasoned issuer, as defined in Rule 405 of the Securities Act. Yes ☒ No ☐

Indicate by check mark if the registrant is not required to file reports pursuant to Section 13 or Section 15(d) of the Exchange Act. Yes ☐ No ☒

Indicate by check mark whether the Registrant (1) has filed all reports required to be filed by Section 13 or 15(d) of the Securities Exchange Act of 1934 during the preceding 12 months (or for such shorter period that the Registrant was required to file such reports), and (2) has been subject to such filing requirements for the past 90 days. Yes ☒ No ☐

Indicate by check mark whether the Registrant has submitted electronically every Interactive Data File required to be submitted pursuant to Rule 405 of Regulation S-T during the preceding 12 months (or for such shorter period that the registrant was required to submit such files). Yes ☒ No ☐

Indicate by check mark whether the Registrant is a large accelerated filer, an accelerated filer, a non-accelerated filer, a smaller reporting company, or an emerging growth company. See the definitions of "large accelerated filer," "accelerated filer," "smaller reporting company," and "emerging growth company" in Rule 12b-2 of the Exchange Act.

Large Accelerated Filer ☒ Accelerated Filer ☐

Non-Accelerated Filer ☐ Smaller Reporting Company ☐

Emerging Growth Company ☐

If an emerging growth company, indicate by checkmark if the registrant has elected not to use the extended transition period for complying with any new or revised financial accounting standards provided pursuant to Section 13(a) of the Exchange Act. ☐

Indicate by check mark whether the registrant has filed a report on and attestation to its management's assessment of the effectiveness of its internal control over financial reporting under Section 404(b) of the Sarbanes-Oxley Act (15 U.S.C. 7262(b)) by the registered public accounting firm that prepared or issued its audit report. ☒

If securities are registered pursuant to Section 12(b) of the Act, indicate by check mark whether the financial statements of the registrant included in the filing reflect the correction of an error to previously issued financial statements. ☐

Indicate by check mark whether any of those error corrections are restatements that required a recovery analysis of incentive-based compensation received by any of the registrant's executive officers during the relevant recovery period pursuant to §240.10D-1(b). ☐

Indicate by check mark whether the registrant is a shell company (as defined in Rule 12b-2 of the Exchange Act) Yes ☐ No ☒

The aggregate market value of the voting stock held by non-affiliates of the Registrant was approximately \$21.0 billion as of June 30, 2024.

The number of shares outstanding of the Registrant's common stock (as of February 14, 2025): Class A common stock — 107,615,241.

Documents Incorporated By Reference

Portions of the Registrant's definitive proxy statement for its 2025 annual meeting of shareholders, which proxy statement will be filed no later than 120 days after the close of the Registrant's fiscal year ended December 31, 2024, are hereby incorporated by reference in Part III of this Annual Report on Form 10-K.

Table of Contents

	Page
PART I	
ITEM 1. <u>BUSINESS</u>	1
ITEM 1A. <u>RISK FACTORS</u>	7
ITEM 1B. <u>UNRESOLVED STAFF COMMENTS</u>	21
ITEM 1C. <u>CYBERSECURITY</u>	21
ITEM 2. <u>PROPERTIES</u>	23
ITEM 3. <u>LEGAL PROCEEDINGS</u>	23
ITEM 4. <u>MINE SAFETY DISCLOSURE</u>	23
PART II	
ITEM 5. <u>MARKET FOR REGISTRANT'S COMMON EQUITY, RELATED STOCKHOLDER MATTERS AND ISSUER PURCHASES OF EQUITY SECURITIES</u>	23
ITEM 6. <u>RESERVED</u>	24
ITEM 7. <u>MANAGEMENT'S DISCUSSION AND ANALYSIS OF FINANCIAL CONDITION AND RESULTS OF OPERATIONS</u>	24
ITEM 7A. <u>QUANTITATIVE AND QUALITATIVE DISCLOSURES ABOUT MARKET RISK</u>	42
ITEM 8. <u>FINANCIAL STATEMENTS AND SUPPLEMENTARY DATA</u>	45
ITEM 9. <u>CHANGES IN AND DISAGREEMENTS WITH ACCOUNTANTS ON ACCOUNTING AND FINANCIAL DISCLOSURE</u>	45
ITEM 9A. <u>CONTROLS AND PROCEDURES</u>	45
ITEM 9B. <u>OTHER INFORMATION</u>	47
ITEM 9C. <u>DISCLOSURE REGARDING FOREIGN JURISDICTIONS THAT PREVENT INSPECTIONS</u>	47
PART III	
ITEM 10. <u>DIRECTORS, EXECUTIVE OFFICERS AND CORPORATE GOVERNANCE</u>	47
ITEM 11. <u>EXECUTIVE COMPENSATION</u>	47
ITEM 12. <u>SECURITY OWNERSHIP OF CERTAIN BENEFICIAL OWNERS AND MANAGEMENT AND RELATED STOCKHOLDER MATTERS</u>	47
ITEM 13. <u>CERTAIN RELATIONSHIPS AND RELATED TRANSACTIONS, AND DIRECTOR INDEPENDENCE</u>	48
ITEM 14. <u>PRINCIPAL ACCOUNTING FEES AND SERVICES</u>	48
PART IV	
ITEM 15. <u>EXHIBITS, FINANCIAL STATEMENT SCHEDULES</u>	48
ITEM 16. <u>FORM 10-K SUMMARY</u>	53
<u>SIGNATURES</u>	54

ITEM 1. BUSINESS

General

We are a leading independent owner and operator of wireless communications infrastructure, including tower structures, rooftops, and other structures that support antennas used for wireless communications, which we collectively refer to as “towers” or “sites.” Our principal operations are in the United States and its territories. In addition, we own and operate towers in South America, Central America, Canada, and Africa. On January 10, 2025, we sold all our towers and ended our operations in the Philippines and on February 20, 2025, we entered into an agreement to sell all of our towers and related assets held in Colombia. Our primary business line is our site leasing business, which contributed 98.4% of our total segment operating profit for the year ended December 31, 2024. In our site leasing business, we (1) lease space to wireless service providers and other customers on assets that we own or operate and (2) manage rooftop and tower sites for property owners under various contractual arrangements. As of December 31, 2024, we owned 39,749 towers, a substantial portion of which have been built by us or built by other tower owners or operators who, like us, have built such towers to lease space to multiple wireless service providers. Our other business line is our site development business, through which we assist wireless service providers in developing and maintaining their own wireless service networks.

Business Strategy

Our primary strategy is to continue to focus on expanding our site leasing business through organic growth and expansion of our tower portfolio to create shareholder value. We believe that the long-term and repetitive nature of our site leasing business will permit us to maintain a stable, recurring cash flow stream and reduce our exposure to cyclical changes in customer spending which arises in our site development business. We believe that our tower operations are highly scalable. Consequently, we believe that we are able to materially increase our domestic and international tower portfolio without proportionately increasing selling, general, and administrative expenses. Key elements of our strategy include:

Organic Growth.

- *Maximizing our Tower Capacity.* We generally have constructed or acquired towers that accommodate multiple tenants and a majority of our towers are high capacity tower structures. Most of our towers have significant capacity available for additional antennas, and we believe that increased use of our towers’ structural capacity can generate additional lease revenue and be achieved at a low incremental cost. We measure the available capacity of our existing sites to support additional tenants by assessing several factors, including tower height, tower type, wind loading, environmental conditions, existing equipment on the tower and zoning and permitting regulations in effect in the jurisdiction where the tower is located. We actively market space on our towers through our internal sales force. As of December 31, 2024, we had an average of 1.9 tenants per site.
- *Capitalizing on our Scale and Management Experience.* We are a large owner, operator and developer of towers, with substantial capital, human, and operating resources. We have been developing towers for wireless service providers in the U.S. since 1989 and have owned and operated towers for ourselves since 1997. We believe our size, experience, capabilities, and resources make us a preferred partner for wireless service providers both in the U.S. and internationally. Our management team has extensive experience in site leasing and site development, with some of the longest tenures in the tower and site development industries. We believe that our industry expertise and strong relationships with wireless service providers will permit us to continue to organically grow our site leasing and site development services.

Systematic Tower Portfolio Growth. We intend to continue to grow our tower portfolio, domestically and internationally, through tower acquisitions and the construction of new tower structures. We believe that one of the best uses of our liquidity, including cash from operating activities and borrowings, is to acquire and/or build new towers at prices that we believe will be accretive to our shareholders both in the short and long term and which allow us to maintain our long-term target leverage ratios.

- *Disciplined Domestic and International Tower Acquisitions.* In our tower acquisition program, we pursue towers from third parties that meet or exceed our internal guidelines regarding current and future potential returns. For each acquisition, we prepare various analyses that include projections of several different investment return metrics, review of available capacity, future lease up projections, and a summary of current and future tenant/technology mix. For example, in the third quarter of 2024 we entered into a purchase agreement with Millicom International Cellular S.A. (“Millicom”) for over 7,000 sites throughout Central America. This transaction supports our desire to secure our position as a leader in our international markets and align ourselves with the leading carriers in such markets.
- *Strategic New Builds.* We believe strategic new builds can contribute to profitable growth, particularly in our international markets. In our new build program, we construct tower structures (1) under build-to-suit arrangements or (2) in locations that are strategically chosen by us. Under build-to-suit arrangements, we build tower structures for wireless service providers at locations that they have identified. Under these arrangements, we retain ownership of the tower structure and

the exclusive right to co-locate additional tenants. When we construct tower structures in locations chosen by us, we utilize our knowledge of our customers' network requirements to identify locations where we believe multiple wireless service providers need, or will need, to locate antennas to meet capacity or service demands. We generally will have at least one signed tenant lease for each new build tower structure on the day that it is completed and expect that some will have multiple tenants. As part of the Millicom transaction, we have agreed to a seven-year exclusivity right for us to build up to 2,500 build-to-suit sites in Central America with each site built having an initial lease term of 15 years.

- *International Market Maximization.* We are focused on maximizing our site leasing services and profitability in international markets that meet our investment criteria and where we believe we have, or have the ability to achieve, scale. Our investment criteria focuses on the quality and quantity of wireless service providers in a given country as well as the country's political and regulatory environments. The majority of our international markets typically have less mature wireless networks with limited wireline infrastructure and lower wireless data penetration rates than those in the United States. Accordingly, our tower growth in these markets is primarily driven by (1) wireless service providers seeking to increase the quality and coverage of their networks, (2) increased consumer mobile data traffic, such as media streaming, mobile apps and games, web browsing, and email, and (3) incremental spectrum auctions as well as incremental voice and data network deployments. We continually evaluate how a particular market meets our long-term strategic and financial objectives and our business generally.

Using our Local Presence to Build Strong Relationships with Major Wireless Service Providers. Given the nature of towers as location-specific communications facilities, we believe that substantially all of what we do is done best locally. Consequently, we have broad field organizations across the U.S. and in our international markets that allow us to develop and capitalize on our experience, expertise, and relationships in each of our local markets which in turn enhances our customer relationships. Due to our presence in local markets, we believe we are well positioned to proactively grow and defend our site leasing business and to capture new tower build opportunities in our markets and identify and participate in site development projects across our markets.

Controlling our Underlying Land Positions. We believe that a primary component of a strong site leasing business is the ability to control the underlying land positions. Consequently, we have acquired perpetual easements, long-term leases, or other property interests for the land that underlies our tower structures and intend to continue to do so to the extent available at commercially reasonable prices. We believe that these perpetual easements, long-term leases, and other property interests will increase our margins, improve our cash flow from operations, and minimize our exposure to increases in rents for property interests in the future. As of December 31, 2024, approximately 72% of our tower structures were located on land that we own or control for more than 20 years and the average remaining life under our ground leases and other property interests, including renewal options under our control, was 36 years. As of December 31, 2024, approximately 11.6% of our tower structures had ground leases or other property interests maturing in the next 10 years.

Exploring Opportunities in Evolving Technologies and Ancillary Services. In addition to our traditional tower-related services, we continue to explore ancillary services and evolving technologies that we believe will allow us to create additional value by leveraging our current assets, capabilities, and relationships with wireless service providers and others by expanding SBA's business within the growing communications ecosystem. This includes supporting efforts for edge data centers and private networks utilizing cellular and Wi-Fi technologies. For example, we are exploring ways to participate in edge computing infrastructure to support existing and future customers' increasing need to deploy computing capabilities to locations closer to their end users, such as regional data centers and smaller local data centers located at the base of our towers. SBA owns two regional data centers in the U.S. and one regional data center in Brazil, as well as tower-based data centers in support of this initiative. With regard to open-access networks, SBA works with real estate developers in deploying networks that are accessible throughout a community's various common areas and resident amenities. We have also partnered with carriers and high-traffic consumer retailers in developing systems for the offloading of data to wireless networks. Additionally, we are exploring opportunities to leverage tower assets and infrastructure to provide energy as a service, including through the deployment of on-site battery backup systems and solar energy solutions.

Industry Developments

We believe that growing wireless data traffic will require wireless service providers to continue to increase the capacity of their networks, and we believe that the continued capacity increases will require our customers to install equipment at new sites and add new equipment at existing sites. We expect that the wireless communications industry will continue to experience growth as a result of the following trends:

- Consumers are increasing their demand for wireless connectivity due to the adoption of bandwidth-intensive wireless data applications, such as high-definition streaming, generative artificial intelligence, banking, gaming, social networking, enhanced web browsing, and machine-to-machine applications. According to a report published by Ericsson in November 2024, global total mobile data traffic was estimated to reach around 157 exabytes per month by the end of 2024 and is projected to grow by a factor of 3x to reach 473 exabytes per month in 2030.

- The velocity of spectrum development is expected to remain dynamic as carriers continue to deploy new bands and optimize bands that are currently in service, both of which activities we expect will require carriers to install equipment at new sites and add new equipment at existing sites. For example, past and future spectrum auctions, such as Auction 108 and Auction 110 in the U.S. are expected to continue to contribute to growth in the upcoming years. In addition, the continued deployment of 5G wireless technologies is expected to increase equipment installation at existing sites and may increase the need for new sites.
- Consumers list network quality as a key contributor when terminating or changing service. To remain competitive and to decrease subscriber churn rates, wireless carriers have made substantial capital investments into their wireless networks to improve service quality and expand coverage. We expect wireless carriers to continue to expend capital to differentiate their product offerings.

We believe that the worldwide wireless industry will continue to grow and is reasonably well-capitalized, highly competitive and focused on quality and advanced services; therefore, we expect that we will see a multi-year trend of additional demand for tower space from our customers, which we believe will translate into steady leasing growth for us.

Our Businesses

Site Leasing Services

Our primary focus is the leasing of antenna space on our multi-tenant towers to a variety of wireless service providers under long-term lease contracts in the United States, South America, Central America, Canada, and Africa. We derive site leasing revenues primarily from wireless service provider tenants. Wireless service providers enter into (1) individual tenant site leases with us, each of which relates to the lease or use of space at an individual site or (2) master lease agreements with us, which provide for the material terms and conditions that will apply to multiple sites; although, in most cases, each individual site under a master lease agreement is also governed by its own site leasing agreement which sets forth pricing and other site specific terms. Our site leasing business generates substantially all of our total segment operating profit, representing 96.2% or more of our total segment operating profit for the past three fiscal years. Our site leasing business is classified into two reportable segments, domestic site leasing and international site leasing.

Domestic Site Leasing

As of December 31, 2024, we owned 17,464 sites in the United States and its territories. For the year ended December 31, 2024, we generated 73.7% of our total site leasing revenue from these sites. We derive domestic site leasing revenues primarily from T-Mobile, AT&T Wireless, and Verizon Wireless. In the United States, our tenant leases are generally for an initial term of five years to ten years with multiple renewal periods at the option of the tenant. These tenant leases typically contain specific annual rent escalators, including renewal option periods. Our ground leases and other property interests in the United States are generally for an initial term of five years or more with multiple renewal periods, which are at our option, and provide for specific annual rent escalators. As of December 31, 2024, no U.S. state or territory accounted for more than 10% of our total tower portfolio by tower count, and no U.S. state or territory accounted for more than 10% of our total revenues for the year ended December 31, 2024.

International Site Leasing

We currently own and operate towers in 13 international markets throughout South America, Central America, Canada, and Africa. As of December 31, 2024, we owned 22,285 sites in our international markets, of which approximately 30% of our total towers are located in Brazil and no other international markets (each country is considered a market) represented more than 5% of our total towers. Our operations in our international markets are primarily in the site leasing business, and we continue to focus on growing our international site leasing business through the acquisition and development of towers and organic growth.

We derive international site leasing revenues from all the major carriers in each of the 13 countries in which we operate. Our tenant leases are generally for an initial term of five years to fifteen years with multiple renewal periods at the option of the tenant. Our tenant leases typically either (1) contain specific annual rent escalators, (2) escalate annually in accordance with an inflationary index, or (3) escalate using a combination of fixed and inflation adjusted escalators. In addition, our international site leases may include pass-through charges, such as rent related to ground leases and other property interests, utilities, and fuel.

In our international markets, ground leases and other property interests are generally for an initial term of five years or more with multiple renewal periods, which are at our option. Our ground leases typically either (1) contain specific annual rent escalators or (2) escalate annually in accordance with an inflationary index.

In Ecuador, El Salvador, Guatemala, Nicaragua, and Panama, significantly all of our revenue, expenses, and capital expenditures arising from our activities are denominated in U.S. dollars. Specifically, most of our ground leases and other property interests, tenant leases, and tower-related expenses are paid in U.S. dollars. In most of our Central American markets, our local currency obligations are principally limited to (1) permitting and other local fees, (2) utilities, and (3) taxes. In Brazil, Canada, Chile, and South Africa, significantly all of our revenue, expenses, and capital expenditures, including tenant leases, ground leases and other property interests, and other tower-related expenses are denominated in local currency. In Colombia, Costa Rica, Peru, and Tanzania, our revenue, expenses, and capital expenditures, including tenant leases, ground leases and other property interests, and other tower-related expenses are denominated in a mix of local currency and U.S. dollars.

Site Development Services

Our site development business, which is conducted in the United States only, is complementary to our site leasing business and provides us the ability to keep in close contact with the wireless service providers that generate substantially all of our site leasing revenue and to capture ancillary revenues that are generated by our site leasing activities, such as antenna and equipment installation at our tower locations. Site development services revenues are earned primarily from providing a full range of end-to-end services to wireless service providers or companies providing development or project management services to wireless service providers. Our services include: (1) network pre-design; (2) site audits; (3) identification of potential locations for towers and antennas on existing infrastructure; (4) support in leasing of the location; (5) assistance in obtaining zoning approvals and permits; (6) tower and related site construction; (7) antenna installation; and (8) radio equipment installation, commissioning, and maintenance. We provide site development services at our towers and at towers owned by others on a local basis through regional, market, and project offices. These market offices are responsible for all site development operations.

Customers

We depend on a relatively small number of customers for our site leasing and site development revenues. The following customers represented at least 10% of our total revenues during the last three years:

<u>Percentage of Total Revenues</u>	<u>For the year ended December 31,</u>		
	<u>2024</u>	<u>2023</u>	<u>2022</u>
T-Mobile	30.5%	32.5%	36.4%
AT&T Wireless	20.6%	19.5%	19.6%
Verizon Wireless	15.1%	14.6%	14.5%

In addition to the Big 3 wireless carriers (T-Mobile, AT&T Wireless, Verizon Wireless), we have also provided services or leased space to a number of other customers during 2024 including:

Airtel Tanzania	Freedom Mobile	Tigo
C Spire (f/k/a Cellular South)	Liberty Technologies	TIM
Claro	MTN	Telefonica
Digicel	SouthernLinc	U.S. Cellular
Echostar (f/k/a DISH Wireless)	Telkom	Vodacom

Sales and Marketing

Our sales and marketing goals are to:

- use existing relationships and develop new relationships with wireless service providers to lease antenna space on and sell related services with respect to our owned towers or managed properties, enabling us to grow our site leasing business; and
- successfully bid and win those site development services contracts that will contribute to our operating margins and/or provide a financial or strategic benefit to our site leasing business.

We approach sales on a company-wide basis, involving many of our employees. We have a dedicated sales force that is supplemented by members of our management team to sell our services and cultivate customer relationships. Our strategy is to delegate sales efforts by geographic region or to those employees of ours who have the best relationships with our customers. Most wireless service providers have national corporate headquarters with regional and local offices. We believe that wireless service providers make most decisions for site development and site leasing services at the regional and local levels with input from their corporate headquarters. Our sales representatives work with wireless service provider representatives at the regional and local levels and at the national level when appropriate. Our sales staff's compensation is heavily weighted to incentive-based goals and measurements.

Competition

Domestic Site Leasing – In the U.S., our primary competitors for our site leasing activities are (1) large independent tower companies including American Tower Corporation and Crown Castle International; (2) a number of regional independent tower owners; (3) wireless service providers that own and operate their own towers and lease, or may in the future decide to lease, antenna space to other providers; (4) owners and operators of alternative facilities such as rooftops, outdoor and indoor distributed antenna system (“DAS”) networks, billboards, utility poles, and electric transmission towers; and (5) owners and operators of alternative wireless technology systems and architectures.

International Site Leasing – Internationally, our competition consists of wireless service providers that own and operate their own tower networks, large multinational, national, and regional independent tower companies, and alternative facilities such as rooftop, outdoor and indoor networks, billboards, utility poles, and electric transmission towers.

We believe that tower location and capacity, quality of service, density within a geographic market, and price historically have been, and will continue to be, the most significant competitive factors affecting the domestic and international site leasing business.

Site Development – The site development business is competitive and price sensitive. We believe that the majority of our competitors in the U.S. site development business operate within local region and market areas, while some firms offer their services nationally. The market includes participants from a variety of market segments offering individual, or combinations of, competing services. The field of competitors includes site development companies, zoning consultants, real estate firms, wireless construction companies, tower owners, telecommunications equipment vendors, which provide end-to-end site development services through multiple subcontractors, and wireless service providers’ internal staff. We believe that providers base their decisions for site development services on a number of criteria, including company experience, price, track record, local reputation, geographic reach, and time for completion of a project.

Human Capital

Our corporate offices are located in Boca Raton, Florida. We also have employees located in our international, regional, and local offices. We consider our employee relations to be good. As of December 31, 2024, we had 1,720 employees of which 628 were based outside of the U.S. and its territories.

Talent Management. We recognize and appreciate the impact our employees have on the success of our company, our customers, and the communities we serve. We pride ourselves on our ownership mindset, agility and team spirit and provide customer service with quality and integrity. We also value all those who serve our country and are proud to support military veterans and their families as they transition out of the military.

We recognize the value of attracting, developing, engaging, and retaining our talent. We invest in our employees’ professional growth and development by providing resources and opportunities to develop their skills and expand their expertise. We see diversity of thought and experiences as critical factors to the long-term success of SBA. We are committed to building a pipeline of future business leaders by recruiting and retaining talent from the communities and markets we serve.

Employee Well-Being. The well-being of our employees is a critical element of our culture, employee engagement, and productivity. Our global compensation and benefits strategy provides programs and resources focused on overall well-being. We offer a competitive total rewards package which includes market-based pay, performance-based annual incentive awards, healthcare and retirement benefits, holiday and paid time off, and tuition assistance.

Health and Safety. At SBA, providing a safe and healthy work environment for the protection of our employees is paramount. The safety of our tower technicians has been a critical focus of the company since our founding. In 2013, we opened our central training facility “Tower U” which provides a rigorous safety certification program that is required for our tower technicians. We are proud that our average lost-day incident rate in the U.S. (days away from work due to workplace incidents) for 2024 was below the 2023 Bureau of Labor benchmark.

Regulatory and Environmental Matters

Federal Regulations. In the U.S., which accounted for 73.7% of our total site leasing revenue for the year ended December 31, 2024, both the Federal Communications Commission (the “FCC”) and the Federal Aviation Administration (the “FAA”) regulate towers. Many FAA requirements are implemented in FCC regulations. These regulations govern the construction, lighting, and

painting or other marking of towers, as well as the maintenance, inspection, and record keeping related to towers, and may, depending on the characteristics of particular towers, require prior approval and registration of towers before they may be constructed, altered or used. Wireless communications equipment and radio or television stations antennas operating on towers are separately regulated and may require independent customer licensing depending upon the particular frequency or frequency band used. In addition, any applicant for an FCC tower structure registration (through the FCC's Antenna Structure Registration System) must certify that, consistent with the Anti-Drug Abuse Act of 1988, neither the applicant nor its principals are subject to a denial of federal benefits because of a conviction for the possession or distribution of a controlled substance. New tower construction also requires approval from the state or local governing authority for the proposed site, compliance with the National Environmental Policy Act ("NEPA"), compliance with the National Historic Preservation Act ("NHPA"), compliance with the Endangered Species Act ("ESA"), and may require notification to the FAA and registration with the FCC.

Pursuant to the requirements of the Communications Act of 1934, as amended, the FCC, in conjunction with the FAA, has developed standards to consider proposals involving new or modified towers. These standards mandate that the FCC and the FAA consider the height of the proposed tower, the relationship of the tower to existing natural or man-made obstructions, and the proximity of the tower to runways and airports. Proposals to construct or to modify existing towers above certain heights must be reviewed by the FAA to ensure the structure will not present a hazard to air navigation. The FAA may condition its issuance of a no-hazard determination upon compliance with specified lighting and/or painting requirements. Towers that meet certain height and location criteria must also be registered with the FCC. A tower that requires FAA clearance will not be registered with the FCC until it is cleared by the FAA. The FCC's Antenna Structure Registration (ASR) will include any FAA required lighting and/or painting. Owners of wireless communications towers have an obligation to maintain painting and lighting or other marking in conformance with FAA and FCC regulations. While the FCC requires owners to register and exercise primary responsibility for painting and lighting of antenna structures meeting the registration criteria, licensees, and permittees, collocated on the tower or antenna structure, are also responsible to ensure that the structure maintains all FAA and FCC painting and lighting requirements.

Owners and operators of towers may be subject to, and therefore must comply with, environmental laws, including NEPA, NHPA, and ESA. Any licensed radio facility on a tower is subject to environmental review pursuant to NEPA, among other statutes, which requires federal agencies to evaluate the environmental impact of their decisions under certain circumstances. The FCC has issued regulations implementing NEPA. These regulations place responsibility on applicants to investigate potential environmental effects of their operations and to disclose any potential significant effects on the environment in an environmental assessment prior to constructing or modifying a tower and prior to commencing certain operations of wireless communications or radio or television stations from the tower. In the event the FCC determines the proposed structure or operation would have a significant environmental impact based on the standards the FCC has developed, the FCC would be required to prepare an environmental impact statement, which will be subject to public comment. This process could significantly delay the registration of a particular tower.

We generally indemnify our customers against any failure to comply with legal and regulatory compliance requirements applicable to tower owners or operators relating to the construction, modification, or placement of towers. Failure to comply with the applicable requirements may lead to civil penalties.

The Telecommunications Act of 1996 amended the Communications Act of 1934 by preserving state and local zoning authorities' jurisdiction over the construction, modification, and placement of towers. The law, however, limits local zoning authority by prohibiting any action that would discriminate among different providers of personal wireless services or ban altogether the construction, modification or placement of radio communication towers. Finally, the Telecommunications Act of 1996 and the FCC's rules implementing that Act require the federal government to help licensees for wireless communications services gain access to preferred sites on federal property for their facilities. This may require that federal agencies and departments work directly with licensees to make federal property available for tower facilities.

Operators of towers must also take into consideration certain radio frequency ("RF") emissions regulations that impose a variety of procedural and operating requirements. Certain proposals to operate wireless communications and radio or television stations from tower structures are also reviewed by the FCC to ensure compliance with requirements relating to human exposure to RF emissions.

Environmental Regulation. As an owner and operator of real property, we are subject to certain environmental laws that impose strict, joint and several liability for the cleanup of on-site or off-site contamination and related personal injury or property damage. We are also subject to certain environmental laws that govern tower placement and may require pre-construction environmental studies. We comply with the FCC National Environmental Policy Act (NEPA) which requires screening for environmental impacts including the evaluation of those of our tower site locations (1) that might be located in a wilderness area or a wildlife preserve, (2) that might affect threatened and endangered species or their habitat (ESA), (3) that might affect properties included in, or eligible for inclusion, in the National Register of Historic Places (NRHP) or Indian religious and cultural sites, (4) that might affect World Heritage areas and IUCN Category I-IV protected areas, (5) that will be located in a floodplain and where facility

equipment will not be placed at least one foot above the base flood elevation of the floodplain, (6) whose construction will involve significant changes in surface features (e.g., in wetlands, water diversions, considerable ground disturbance, deforestation), (7) that might affect migratory birds if the towers are over 450 feet, (8) that involve high-intensity lighting in a residential area, (9) that would cause RF radiation over FCC-established limits, and (10) that would involve similar considerations under the laws or best practices of our international markets. When a tower site is impacted by any of the listed categories, we promptly complete an environmental assessment and obtain approval from the appropriate regulatory agency, which may include steps to mitigate the impact of construction or operation of the site. Our regional site managers regularly inspect our tower sites and report on any environmental or compliance issues. This ensures we minimize our environmental impact and remain compliant during the operational life of our assets.

We believe that we are in substantial compliance with and we have no material liability under any applicable environmental laws. These costs of compliance with existing or future environmental laws and liability related thereto may have a material adverse effect on our prospects, financial condition or results of operations.

State and Local Regulations. Most states regulate certain aspects of real estate acquisition, leasing activities, and construction activities. Where required, we conduct the site acquisition portions of our site development services business through licensed real estate brokers' agents, who may be our employees or hired as independent contractors, and conduct the construction portions of our site development services through licensed contractors, who may be our employees or independent contractors. Local regulations include city and other local ordinances, zoning restrictions, and restrictive covenants imposed by community developers. These regulations vary greatly from jurisdiction to jurisdiction, but typically require tower owners to obtain approval from local officials or community standards organizations, or certain other entities prior to tower construction and establish regulations regarding maintenance and removal of towers. FCC rules establish presumptively reasonable time periods for state and local authorities to act on applications to collocate a facility or deploy a facility, such as a tower. In addition, many local zoning authorities require tower owners to post bonds or cash collateral to secure their removal obligations. Local zoning authorities generally have been unreceptive to construction of new towers in their communities because of the height and visibility of the towers, and have, in some instances, instituted moratoria. However, in August 2018, the FCC issued a declaratory ruling stating that express and de facto moratoria on deployment of telecommunications facilities violate the Communications Act. This FCC ruling has been affirmed by a federal appellate court.

International Regulations. Regulatory regimes outside of the U.S. and its territories vary by country and locality; however, these regulations typically require tower owners and/or licensees to obtain approval from local officials or government agencies prior to tower construction or modification or the addition of a new antenna to an existing tower. Additionally, some regulations include ongoing obligations regarding painting, lighting, and maintenance. Our international operations may also be subject to limitations on foreign ownership of land in certain areas. Based on our experience to date, these regimes have been similar to, but not more rigorous, burdensome or comprehensive than, those in the U.S. Non-compliance with such regulations may lead to monetary penalties or deconstruction orders. Our international operations are also subject to various regulations and guidelines regarding employee relations and other occupational health and safety matters. As we expand our operations into additional international geographic areas, we will be subject to regulations in these jurisdictions.

Availability of Reports and Other Information

SBA Communications Corporation was incorporated in the State of Florida in March 1997 and is a real estate investment trust ("REIT") for federal income tax purposes. Our corporate website is www.sbasite.com. We make available, free of charge, access to our Annual Report on Form 10-K, Quarterly Reports on Form 10-Q, Current Reports on Form 8-K, Proxy Statement on Schedule 14A and amendments to those materials filed or furnished pursuant to Section 13(a) or 15(d) of the Securities and Exchange Act of 1934, as amended (the "Exchange Act"), on our website under "Investors – SEC Filings," as soon as reasonably practicable after we file electronically such material with, or furnish it to, the United States Securities and Exchange Commission (the "Commission").

ITEM 1A. RISK FACTORS

Risks Related to Our Business

If our wireless service provider customers combine their operations to a significant degree, our future operating results could be adversely affected.

Our domestic and international wireless service providers have and may continue to be subject to consolidation pressures arising from competitive pressures, spectrum limitations, the significant capital expenditures necessary to build out national networks on evolving technology and governmental policies seeking to limit the telecommunications infrastructure footprint within a market. Significant consolidation among our wireless service provider customers has resulted, and is expected to continue to result, in our

customers failing to renew existing leases for tower space as a result of overlapping coverage, nearby locations, or reducing future capital expenditures in the aggregate because their existing networks and expansion plans may overlap or be very similar. For example, historically, U.S. wireless service providers have grown through acquisitions. As a result, the combined companies have rationalized duplicative parts of their networks, or networks have been discontinued. During 2020, the consolidation of T-Mobile and Sprint was completed, and we began to experience non-renewal (“churn”) of certain leases as a result of overlapping and adjacent Sprint leases. We currently expect that this churn will represent an aggregate of between \$115.0 million and \$125.0 million of cash site leasing revenue from 2025 through 2028. We do not expect the annual churn to be uniform over this period as the timing of the churn will depend on termination rights as well as the needs of the carrier. Future consolidations of wireless service providers could significantly impact the number of our tower leases that are not renewed or the number of new leases that our wireless service provider customers require to expand their networks, which could materially and adversely affect our future operating results.

The wireless industry in our international markets has come under competition in recent years which has, and may continue to, adversely affect our international site leasing activities in the near term.

In recent years the wireless industry in our international markets has come under competitive pressures arising from an increase in the number of industry participants (both wireless service providers and tower owners), increased cost of capital and capital expenditure requirements, declining discretionary income and changing technology requirements. These pressures have resulted, and may continue to result, in increases in consolidation of wireless service providers, financial instability of wireless service providers, increased pricing pressures on tower operators and the termination or non-renewal of site leasing agreements. We expect that the impact of these competitive pressures will continue in the near term as the industry begins to rebalance and as a result, we expect approximately \$27.0 to \$31.0 million of churn for the 2025 fiscal year. If we are unable to manage the short-term impact of these competitive pressures or if the competitive dynamics within our international markets do not stabilize in the foreseeable future, it could have a material and adverse effect on our international site leasing revenue, our future growth and our business.

We depend on a relatively small number of customers for most of our revenue, and the loss or financial instability of any of our significant customers may materially decrease our revenue and adversely affect our financial condition.

We derive a significant portion of our revenue from a small number of customers. In the United States and in most of our international markets, there are only two to three primary wireless carriers. Consequently, a reduction in demand for site leasing, reduced future capital expenditures or operating expenses on the networks, or the loss, as a result of bankruptcy, merger with other customers of ours or otherwise, of any of our largest customers could materially decrease our revenue and have an adverse effect on our growth. Furthermore, while many of our tenants in our international markets are subsidiaries of global telecommunications companies, these subsidiaries may not have the explicit or implied financial support of their parent entities, which may impact their creditworthiness. Our growth projections are based on our beliefs regarding future revenue from these customers, and such projections could be adversely affected by the loss, consolidation or financial instability of these customers.

We derive revenue through numerous site leasing and site development contracts. In the United States and our international markets, each site leasing contract relates to the lease of space at an individual tower and is generally for an initial term of five years to fifteen years with multiple renewal periods at the option of the tenant. However, if any of our significant site leasing customers were to experience financial difficulty, substantially reduce their capital expenditures or reduce their dependence on leased tower space on our sites and fail to renew their leases with us, our revenues, future revenue growth and results of operations would be adversely affected.

Our site development customers engage us on a project-by-project basis, and a customer can generally terminate an assignment at any time without penalty. In addition, a customer’s need for site development services can decrease, and we may not be successful in establishing relationships with new customers. Furthermore, our existing customers may not continue to engage us for additional projects.

While the U.S. wireless service provider market has recently reduced to three nationwide wireless service providers, AT&T Wireless, T-Mobile, and Verizon Wireless, we and most of the industry anticipate that the number of nationwide wireless service providers will increase to four again if Echostar successfully builds out its nationwide network. If Echostar is unable to successfully build-out its wireless network or is unable to successfully compete for customers once its network is built out, then our dependence on the three U.S. wireless service providers for our financial and operational growth will be exacerbated.

The following is a list of significant customers (representing at least 10% of revenue in any of the last three years) and the percentage of our total revenues for the specified time periods derived from these customers:

<u>Percentage of Total Revenues</u>	<u>For the year ended December 31,</u>		
	<u>2024</u>	<u>2023</u>	<u>2022</u>
T-Mobile	30.5%	32.5%	36.4%
AT&T Wireless	20.6%	19.5%	19.6%
Verizon Wireless	15.1%	14.6%	14.5%

We also have customer concentrations with respect to revenues in each of our financial reporting segments:

<u>Percentage of Domestic Site Leasing Revenue</u>	<u>For the year ended December 31,</u>		
	<u>2024</u>	<u>2023</u>	<u>2022</u>
T-Mobile	38.1%	40.2%	40.6%
AT&T Wireless	29.6%	28.6%	29.0%
Verizon Wireless	20.1%	19.7%	20.1%

<u>Percentage of International Site Leasing Revenue</u>	<u>For the year ended December 31,</u>		
	<u>2024</u>	<u>2023</u>	<u>2022</u>
Telefonica	21.3%	22.5%	20.7%
Claro	19.2%	20.2%	19.0%
TIM	15.9%	15.7%	17.3%

<u>Percentage of Site Development Revenue</u>	<u>For the year ended December 31,</u>		
	<u>2024</u>	<u>2023</u>	<u>2022</u>
T-Mobile	69.9%	71.5%	80.1%
Verizon Wireless	20.1%	16.8%	7.8%

If our wireless service provider customers are unable to access sufficient capital, or unwilling based on the economic cost of such capital or other reasons, to invest in their infrastructure or spectrum, it could reduce our ability to meet our growth expectations.

Each wireless service provider must have substantial capital resources and capabilities to deploy new spectrum in their wireless networks, including licenses for spectrum. Increasing interest rates have impacted, and are expected to continue to impact, the ability and willingness of wireless service providers to incur capital expenditures at historic levels to expand their networks, which would adversely affect our future revenue growth rates. For example, certain providers are financially constrained and are not currently investing in their wireless networks to deploy new spectrum. Higher interest rates increase the economic cost of available capital and may make it less favorable for wireless service providers to obtain capital for investment. If some or all of our wireless service provider customers, or potential customers, are unable to access sufficient capital, or unwilling based on the economic cost of such capital, to invest in the expansion of their networks, it could adversely affect our revenue growth. Wireless capital expenditures may also be adversely impacted by service provider decisions on debt levels, dividends, free cash flow goals, and a variety of other factors.

Our variable rate indebtedness and refinancing obligations subject us to interest rate risk, which could cause our debt service obligations to increase significantly.

Pursuant to the terms of our Credit Agreement, the interest rate that we pay on indebtedness incurred under the Revolving Credit Facility and the Term Loans varies based on a fixed margin over either a base rate or a Eurodollar rate which references the SOFR rate. As of December 31, 2024, this indebtedness represented approximately \$2.3 billion, or 16.7% of our total indebtedness. As a result, we are exposed to interest rate risk. Interest rates, including SOFR, fluctuate periodically and as such may increase in future periods. If interest rates increase, our debt service obligations on the variable rate indebtedness will increase even though the amount borrowed remained the same, and our net income and cash flows, including cash available for servicing our indebtedness, will correspondingly decrease. Due to inflationary pressures on the U.S. economy and governmental action to combat inflation, interest rates have risen significantly in the past two years, and interest rates may increase in the future, which will likely increase our interest expense on our variable rate indebtedness and decrease our net income. In addition, increasing interest rates may result in higher interest expense on our current fixed rate indebtedness upon a refinancing.

Although we have used interest rate swaps to mitigate our interest rate risk from time to time, we may not maintain interest rate swaps with respect to all of our variable rate indebtedness, and any swaps we enter into may not fully mitigate our interest rate risk. Furthermore, the increase in our use of derivative instruments increases our exposure to counterparty credit risk to the extent that a counterparty to the instrument fails to meet or perform the terms of the instrument. As of December 31, 2024, we had an interest rate swap agreement on a portion of our 2024 Term Loan (as amended on October 2, 2024) which swaps \$1.95 billion of notional value accruing interest at one month Term SOFR plus 175 basis points for an all-in fixed rate of 1.800% per annum through March 31, 2025. Additionally, we have two \$1.0 billion forward-starting swaps with an effective start date of March 31, 2025 (coinciding with the expiration date of the current 0.050%, \$1.95 billion notional value swap) and a maturity date of April 11, 2028. The combined notional value of both forward-starting swaps of \$2.0 billion will effectively fix one month term SOFR for a blended all-in fixed rate of 5.165% per annum through April 11, 2028.

We have a substantial level of indebtedness which may have an adverse effect on our business or limit our ability to take advantage of business, strategic or financing opportunities.

As indicated below, we have and will continue to have a significant amount of indebtedness. The following table sets forth our total principal amount of debt and shareholders' deficit as of December 31, 2024 and 2023:

	As of December 31,	
	2024	2023
	(in thousands)	
Total principal amount of indebtedness	\$ 13,672,750	\$ 12,388,000
Shareholders' deficit	\$ (5,109,938)	\$ (5,170,882)

Our substantial level of indebtedness increases the possibility that we may be unable to generate cash sufficient to pay the principal, interest, or other amounts due on our indebtedness. Subject to certain restrictions under our existing indebtedness, we and our subsidiaries may also incur significant additional indebtedness in the future, which may have the effect of increasing our total leverage.

As a consequence of our indebtedness, (1) demands on our cash resources may increase, (2) we are subject to restrictive covenants that further limit our financial and operating flexibility, and (3) we may choose to institute self-imposed limits on our indebtedness based on certain considerations including market interest rates, our relative leverage and our strategic plans. For example, as a result of our substantial level of indebtedness and the uncertainties arising in the credit markets and the U.S. economy:

- we may be more vulnerable to general adverse economic and industry conditions;
- we may have to pay higher interest rates upon refinancing or on our variable rate indebtedness if interest rates rise, thereby reducing our cash flows;
- we may find it more difficult to obtain additional financing to fund future working capital, capital expenditures, and other general corporate requirements that would be in our best long-term interests;
- we may be required to dedicate a substantial portion of our cash flow from operations to the payment of principal and interest on our debt, reducing the available cash flow to fund other investments, including share repurchases, tower acquisitions, and new build capital expenditures, or to satisfy our REIT distribution requirements;
- we may have limited flexibility in planning for, or reacting to, changes in our business or in the industry;
- we may have a competitive disadvantage relative to other companies in our industry that are less leveraged; and
- we may be required to sell debt or equity securities or sell some of our core assets, possibly on unfavorable terms, in order to meet payment obligations.

Increasing competition in the tower industry may create pricing pressures or result in non-renewals that may materially and adversely affect us.

Our industry is highly competitive, and our wireless service provider customers often have alternatives for leasing antenna space. We believe that tower location and capacity, quality of service, density within a geographic market, and price historically have been and will continue to be the most significant competitive factors affecting the site leasing business. However, competitive pricing pressure for tenants on towers from our competitors have and may in the future result in us entering into master lease agreements that may impact certain terms of existing or future individual site lease agreements. Terms that may be impacted include pricing discounts, term concessions, and equipment rights. Competition for tenants, whether or not resulting in master lease agreements, may materially and adversely affect our lease rates or lead to non-renewal of existing leases. Furthermore, pricing pressures could lead to more prevalent network sharing, both domestically and internationally, which could reduce the demand for our tower space or lead to non-renewals of existing leases. In addition, the increasing number of towers (1) may provide customers the ability to relocate their antennas to other towers if they determine that a more suitable, efficient or economical location exists, which could lead to non-renewal of existing leases, or (2) may adversely impact our ability to enter into new customer leases. This impact may be exacerbated

if competitors construct towers near our existing towers. Any of these factors could materially and adversely affect our growth rate and our future operations.

In the site leasing business, we compete with:

- wireless service providers that own and operate their own towers and lease, or may in the future decide to lease, antenna space to other providers;
- national and regional tower companies who may be substantially larger and have greater financial resources than we do;
- international tower companies who have been in the international market for a longer period of time than we have; and
- alternative facilities such as rooftops, outdoor and indoor DAS networks, billboards, and electric transmission towers.

The site development segment of our industry is also competitive. There are numerous large and small companies that offer one or more of the services offered by our site development business. As a result of this competition, margins in this segment may come under pressure. Many of our competitors have lower overhead expenses and therefore may be able to provide services at prices that we consider unprofitable. If margins in this segment were to decrease, our consolidated revenues and our site development segment operating profit could be adversely affected.

A slowdown in demand for wireless services could materially and adversely affect our future growth and revenues.

We expect a significant portion of our future revenue growth will result from increased leasing activity and investments in the deployment of new or fallow spectrum by our wireless service provider customers. Wireless service providers typically invest in their networks in response to consumer demand for additional or higher quality service. Potential periods of economic downturn or decreases in discretionary income may also reduce consumer spending on, and demand for additional or higher quality wireless services. If consumers significantly reduce their use of wireless services or fail to widely adopt and use new wireless technologies and their products and applications, our wireless service provider customers could experience a reduction in the rate of growth of or a decrease in demand for their services and therefore reduce the amount they invest in their network. In addition, a slowdown may increase competition in the tower industry which may in turn increase our exposure to the risks described herein.

Increasing competition may negatively impact our ability to grow our communication site portfolio long term.

We intend to continue growing our tower portfolio, domestically and internationally, through acquisitions and new builds. Our ability to meet our growth targets significantly depends on our ability to build or acquire existing towers that meet our investment requirements. Traditionally, our acquisition strategy has focused on acquiring towers from smaller tower companies, independent tower developers, and wireless service providers. However, as a result of consolidation in the tower industry, there are fewer of these tower transactions available, and there is more competition to acquire existing towers. Increased competition for acquisitions may result in fewer acquisition opportunities for us, higher acquisition prices, and increased difficulty in negotiating and acquiring such towers. Furthermore, to the extent that the tower acquisition opportunities are for significant tower portfolios, some of our competitors and financial sponsors are significantly larger and have greater financial resources than we do. Finally, laws regulating competition, domestically and internationally, may limit our ability to acquire certain portfolios and/or delay our acquisition of certain portfolios. As a result of these risks, the cost of acquiring these towers may be higher than we expect, or we may not be able to meet our annual and long-term tower portfolio growth targets. If we are not able to successfully address these challenges, we may not be able to materially increase our tower portfolio in the long-term through acquisitions.

Our ability to build new towers is dependent upon our wireless customers' needs and the availability of sufficient capital to fund construction, our ability to locate, and acquire at commercially reasonable prices, attractive locations for such towers and our ability to obtain the necessary zoning and permits. Local regulations, including municipal or local ordinances, zoning restrictions and restrictive covenants imposed by community developers, vary greatly, but typically require antenna tower and structure owners to obtain approval from local officials or community standards organizations prior to tower or structure construction or modification. With respect to our international new builds, our tower construction may be delayed or halted as a result of local zoning restrictions, inconsistencies between laws or other barriers to construction in international markets. Due to these risks, it may take longer to complete our new tower builds than anticipated, domestically and internationally, and the costs of constructing these towers may be higher than we expect, or we may not be able to add as many towers as planned in 2025. With respect to our domestic new builds, attractive locations may be scarce due to the density within a geographic market. If we are not able to increase our new build tower portfolio as anticipated, it could negatively impact our ability to achieve our financial goals.

Our international operations are subject to economic, political, and other risks that could materially and adversely affect our revenues or financial position.

Our current business operations in developing markets, and our expansion into any other international markets in the future, could result in adverse financial consequences and operational problems not typically experienced in the United States. The site leasing revenues generated by our international operations were approximately 24.8% of our total revenues during the year ended December 31, 2024, and we anticipate that our revenues from our international operations will continue to grow in the future. Accordingly, our business is and will be subject to risks associated with doing business internationally, including:

- laws and regulations that dictate how we operate our towers and conduct business and which may be uncertain, be inconsistent or adversely change, including those relating to zoning, construction, maintenance and environmental matters, and laws related to ownership of real property;
- changes in a specific country's or region's political or economic conditions, including inflation or currency devaluation;
- laws affecting telecommunications infrastructure including the sharing of such infrastructure;
- potential changes in trade restrictions and tariffs that may be proposed by the U.S. and potential retaliatory trade restrictions and tariffs by other countries;
- laws and regulations that tax or otherwise restrict repatriation of earnings or other funds or otherwise limit distributions of capital;
- changes to existing or new domestic or international tax laws, new or significantly increased municipal fees directed specifically at the ownership and operation of towers, which may be applied and enforced retroactively and could materially affect the profitability of our operations;
- expropriation and governmental regulation restricting foreign ownership or requiring reversion or divestiture;
- governmental regulations and restrictions impacting tower licenses, spectrum licenses and concessions, including additional restrictions on the use or revocation of such licenses, concessions or spectrum and additional conditions to receive or maintain such licenses;
- laws and regulations governing our employee relations, including occupational health and safety matters and employee compensation and benefits matters;
- our ability to comply with, and the costs of compliance with, anti-bribery laws such as the Foreign Corrupt Practices Act and similar local anti-bribery laws;
- our ability to negotiate, and enforce, leases or other contracts on similar terms as that of our U.S. operations;
- uncertainties regarding interpretations of our contractual rights to land and towers;
- uncertainties regarding legal or judicial systems, including inconsistencies between and within laws, regulations and decrees, and judicial application thereof, and delays in the judicial process;
- challenges arising from less-developed infrastructure in certain markets;
- difficulty in recruiting and retaining trained personnel; and
- our ability to provide power to our sites in those international markets that do not have an available electric grid at our tower sites.

We are also exposed to risks operating in countries with high levels of inflation, including the risk that inflation rates exceed our fixed escalator percentages in markets where our leases include fixed escalators and the risk that adverse economic conditions may discourage growth in consumer demand and consequently reduce our customers' demand for our site leasing services. As of December 31, 2024, approximately 21.1% of our tenant leases in our international markets include fixed escalators.

Currency fluctuations may negatively affect our results of operations.

In Ecuador, El Salvador, Guatemala, Nicaragua, and Panama, significantly all of our revenue, expenses, and capital expenditures arising from our activities are denominated in U.S. dollars. Specifically, most of our ground leases and other property interests, tenant leases, and tower-related expenses are paid in U.S. dollars. In Brazil, Canada, Chile, and South Africa significantly all of our revenue, expenses, and capital expenditures, including tenant leases, ground leases and other property interests, and other tower-related expenses are denominated in local currency. In Colombia, Costa Rica, Peru, and Tanzania, our revenue, expenses, and capital expenditures, including tenant leases, ground leases and other property interests, and other tower-related expenses are denominated in a mix of local currency and U.S. dollars. Our foreign currency denominated revenues and expenses are translated into U.S. dollars at average exchange rates for inclusion in our consolidated financial statements.

For the year ended December 31, 2024, approximately 26.3% of our total site leasing revenue was generated by our international operations, of which 23.1% was generated in non-U.S. dollar currencies, including 15.0% which was denominated in Brazilian Reais. The exchange rates between our foreign currencies and the U.S. Dollar have fluctuated significantly in recent years and may continue to do so in the future. For example, the Brazilian Real has historically been subject to substantial volatility and weakened 6.9% when comparing the average rate for the years ended December 31, 2024 and 2023. This fluctuation has affected, and may in the future continue to affect, our reported results of operations.

Changes in exchange rates between these local currencies and the U.S. dollar will affect the recorded levels of site leasing revenue, segment operating profit, assets and/or liabilities. Volatility in foreign currency exchange rates can also affect our ability to plan, forecast, and budget for our international operations and expansion efforts.

Furthermore, we have intercompany loan agreements with our foreign subsidiaries to borrow in U.S. Dollars. As of December 31, 2024 and 2023, the aggregate amount outstanding under the intercompany loan agreements subject to remeasurement with our foreign subsidiaries was \$1.1 billion and \$1.3 billion, respectively. In accordance with Accounting Standards Codification (“ASC”) 830, we remeasure foreign denominated intercompany loans with the corresponding change in the balance being recorded in Other income (expense), net in our Consolidated Statements of Operations as settlement is anticipated or planned in the foreseeable future. Consequently, if the U.S. Dollar strengthens against the Brazilian Real, South African Rand, or the Tanzanian Shilling, our results of operations would be adversely affected. For the years ended December 31, 2024 and 2023, we recorded a \$156.8 million loss and a \$52.4 million gain, net of taxes, respectively, on the remeasurement of intercompany loans due to changes in foreign exchange rates. For the year ended December 31, 2024, we funded \$9.3 million and repaid \$177.1 million under our intercompany loan agreements. Subsequent to December 31, 2024, we made no repayments under our intercompany loan agreements.

Delays in the roll-out of new spectrum or deployment of new technologies could materially and adversely affect our future growth and revenues.

Our ability to grow is dependent on the ability and willingness of our wireless service provider customers to invest in the roll-out of new spectrum or new technologies. Much of the future capital investment by domestic wireless service providers is expected to result from the roll-out of 5G. However, the roll-out of prior spectrum, including 3G and 4G was often delayed and the roll-out of this spectrum may encounter similar interruptions. For example, in January 2022, several major U.S. wireless carriers had to temporarily delay deployment of new wireless facilities that were meant to facilitate the evolution of their wireless networks to 5G technology in response to concerns of the aviation industry that those 5G facilities could interfere with equipment used for aviation and could impede aviation safety. Although this issue has been substantially resolved, the deployment of new technologies has resulted, and may continue to result, in unexpected issues that could increase the cost or delay the deployment of new technologies.

The FCC continues to auction new bands of spectrum, including Auction 108 and Auction 110. Our customers have been and are expected to be the primary winners of these auctions and subsequently deploy this spectrum on our portfolio which would provide us with a revenue growth opportunity. Any delays or failure of these auctions could negatively impact future demand for our towers. Similarly, any delays in the clearing or availability of this spectrum subsequent to these auctions could delay the related demand for our towers.

New technologies or network architecture or changes in a customer’s business model may reduce demand for our wireless infrastructure or negatively impact our revenues.

Improvements or changes in the efficiency, architecture, and design of wireless networks or changes in a wireless service provider customer's business model may reduce the demand for our wireless infrastructure. Also, as customers deploy increased capital to develop and implement new technologies, they may allocate less of their budgets to lease space on our towers. For example, new technologies that may promote network sharing, joint development, or resale agreements by our wireless service provider customers, such as signal combining technologies or network functions virtualization, may reduce the need for our wireless infrastructure, or may result in the decommissioning of equipment on certain sites because portions of the customers' networks may become redundant. In addition, other technologies and architectures, such as WiFi, DAS, femtocells, other small cells, or satellite (such as low earth orbiting) and mesh transmission systems may, in the future, serve as substitutes for, or alternatives to, the traditional macro site communications architecture that is the basis of substantially all of our site leasing business. Certain small cell complementary network technologies or satellite services could shift a portion of our customers' network investments away from traditional tower-based networks, which may reduce the need for carriers to add more equipment at certain communications sites. The majority of our tower portfolio comprises traditional macro sites and therefore is not as diversified into non-macro sites and other technologies and architectures as some of our competitors. In addition, new technologies that enhance the range, efficiency, and capacity of wireless equipment could reduce demand for our wireless infrastructure. For example, our wireless service provider customers have engaged in increased use of network sharing, roaming, or resale arrangements, resulting in reduced capital spending or a decision to sell or not renew their spectrum licenses or concessions. Any significant reduction in demand for our wireless infrastructure resulting from new technologies or new architectures or changes in a customer's business model may negatively impact our revenues or otherwise have a material adverse effect on our business and results of operations. Any such event may have a disproportionate impact on our business compared to our competitors, whose portfolios may be more technologically and architecturally diversified than ours. In addition, while we are exploring and investing in ancillary services and emerging technologies, including our mobile edge computing initiative and private networks, those investments may not prove to be profitable.

These factors could also have a material adverse effect on our growth rate since growth opportunities and demand for our tower space as a result of new technologies may not be realized at the times or to the extent anticipated. Any of these factors could have a material adverse effect on our business, results of operations, and financial condition.

If we are unable to protect our rights to the land under our towers, it could adversely affect our business and operating results.

Our real property interests relating to the land under our tower structures consist primarily of leasehold and sub-leasehold interests, fee interests, easements, licenses, rights-of-way, and other similar interests. From time to time, we experience disputes with landowners regarding the terms of the agreements for the land under our tower structures, which can affect our ability to access and operate such towers. Further, landowners may not want to renew their agreements with us, they may lose their rights to the land, or they may transfer their property interests to third parties, including property interest aggregators and our competitors, which could affect our ability to renew agreements on commercially viable terms or at all. Further, for various reasons, title to property interests in some of the foreign jurisdictions in which we operate may not be as certain as title to our property interests in the United States.

As of December 31, 2024, the average remaining life under our ground leases and other property interests, including renewal options under our control, was approximately 36 years, and approximately 11.6% of our tower structures have ground leases or other property interests maturing in the next 10 years. Failure to protect our rights to the land under our towers may have a material adverse effect on our site leasing revenue and future growth.

We hold some of our towers through rights of use agreements, which are terminable in accordance with the terms of the respective agreements and provide us limited visibility regarding the relationship between the owner of the towers and the land owner.

We hold an aggregate of 4,069 towers through right of use agreements, pursuant to which we have the right to use and lease space on the tower to third parties, but do not own the tower. These agreements typically provide for multiple renewal periods, however, as these agreements are contractual, they may be terminated in accordance with their terms. If we were unable to renew our right of use for these agreements, then we would likely lose the revenue generated by the leasing tenants on such towers as the tenants may choose to remain on the tower to the extent feasible. In addition, as we do not own such towers, we are not a party to the ground lease agreement with the owner of the land underlying the towers. Consequently, we may not have visibility to the relationship between the land owner and the tower owner, including the term of any ground lease, and may not have the ability to promptly intervene if the land owner takes, or fails to take action, that would risk continued use of the tower, such as a sale of the parcel to a land aggregator, failure to pay taxes or condemnation actions. If the land owner was unable or unwilling to renew the ground lease with the tower owner, we could lose our ability to use the tower irrespective of our right of use agreement. During the year ended December 31, 2024, we generated \$120.0 million of site leasing revenue from right of use towers. If we were to lose a significant number of our right to use towers it could adversely affect our site leasing revenue.

We may not be able to fully recognize the anticipated benefits of towers that we acquire.

A key element of our growth strategy is to increase our tower portfolio through acquisitions. We are subject to a number of risks and uncertainties as a result of those acquisition activities. These activities may fail to achieve the benefits we expected from the acquisition, or the acquired assets may not meet our internal guidelines for current and future returns, particularly if we are required to place greater reliance on the financial and operational representations and warranties of the sellers in individually material acquisitions. The impact of these risks is further enhanced in acquisitions of towers in international markets, where it may be more difficult to verify all relevant information with respect to the assets being acquired. These risks could adversely affect our revenues and results of operations.

In addition, acquisitions which would be material in the aggregate may exacerbate the risks inherent with our growth strategy, such as (1) an adverse financial impact if the acquired towers do not achieve the projected financial results, (2) the impact of unanticipated costs associated with such acquisitions on our results of operations, (3) increased demands on our cash resources that may impact our ability to explore other opportunities, (4) undisclosed and assumed liabilities that we may be unable to recover, (5) an adverse impact on our existing customer relationships, (6) additional expenses and exposure to new regulatory, political, and economic risks, and (7) diversion of managerial attention.

As part of new acquisitions of tower assets in natural disaster-prone areas, we may assess asset exposure to physical risks and inspect assets for signs of climate-related damage to help us understand the degree of exposure to tornadoes, fires, hurricanes, floods, and earthquakes the site may face over the longer term. However, our environmental due diligence may not uncover all natural disaster-related risks to tower assets that we acquire, and our mitigation measures may not be successful, which could require us to incur significant expenditures and may have an adverse effect on our operations or financial condition.

The process of integrating any acquired towers into our operations is also subject to a number of risks and financial impacts, including unforeseen operating difficulties, large expenditures, diversion of management attention, the loss of key customers and/or personnel, our inability to retain or timely find suitable replacements for key employees and management needed to operate the acquired business, and exposure to unanticipated liabilities. These risks may be exacerbated in acquisitions of a material number of towers. There can be no assurance that we will be successful in integrating domestic and international acquisitions into our existing business.

The documents governing our indebtedness contain restrictive covenants that could adversely affect our business by limiting our flexibility.

The indentures governing the 2020 Senior Notes and the 2021 Senior Notes, the Senior Credit Agreement, and the agreement for the mortgage loan underlying the Tower Securities contain restrictive covenants imposing significant operational and financial restrictions on us, including restrictions that may limit our ability to engage in acts that may be in our long-term best interests. Among other things, the covenants under each instrument limit our ability to:

- merge, consolidate or sell assets;
- make restricted payments, including pay dividends or make other distributions;
- enter into transactions with affiliates;
- enter into sale and leaseback transactions; and
- issue guarantees of indebtedness.

Additionally, the agreement governing the mortgage loan relating to our Tower Securities contains financial covenants that require that the borrowers maintain, on a consolidated basis, a minimum debt service coverage ratio. To the extent that the debt service coverage ratio, as of the end of any calendar quarter, falls to 1.30 times or lower, then all cash flow in excess of amounts required to make debt service payments, to fund required reserves, to pay management fees and budgeted operating expenses and to make other payments required under the loan documents, referred to as “excess cash flow,” will be deposited into a reserve account instead of being released to the borrowers. The funds in the reserve account will not be released to the borrowers unless the debt service coverage ratio exceeds 1.30 times for two consecutive calendar quarters. If the debt service coverage ratio falls below 1.15 times as of the end of any calendar quarter, then an “amortization period” will commence and all funds on deposit in the reserve account will be applied to prepay the mortgage loan until such time that the debt service coverage ratio exceeds 1.15 times for a calendar quarter.

The Senior Credit Agreement, as amended, requires SBA Senior Finance II LLC (“SBA Senior Finance II”) to maintain specific financial ratios, including (1) a ratio of Consolidated Net Debt to Annualized Borrower EBITDA not to exceed 6.5 times for any fiscal quarter and (2) a ratio of Annualized Borrower EBITDA to Annualized Cash Interest Expense (calculated in accordance with the Senior Credit Agreement) of not less than 2.0 times for any fiscal quarter.

These covenants could place us at a disadvantage compared to some of our competitors which may have fewer restrictive covenants and may not be required to operate under these restrictions. Further, these covenants could have an adverse effect on our business by limiting our ability to take advantage of financing, new tower development, merger and acquisitions, or other opportunities. If we fail to comply with these covenants, it could result in an event of default under our debt instruments. If any default occurs, all amounts outstanding under our outstanding notes and the Senior Credit Agreement may become immediately due and payable.

Our dependence on our subsidiaries for cash flow may negatively affect our business.

We are a holding company with no business operations of our own. Our only significant assets are, and are expected to be, the outstanding capital stock and membership interests of our subsidiaries. We conduct, and expect to continue conducting, all of our business operations through our subsidiaries. Accordingly, our ability to pay our obligations is dependent upon dividends and other distributions from our subsidiaries to us. Most of our indebtedness is owed directly by our subsidiaries, including the mortgage loan underlying the Tower Securities and any amounts that we may borrow under the Senior Credit Agreement. Consequently, the first use of any cash flow from operations generated by such subsidiaries will be payments of interest and principal, if any, under their respective indebtedness. Other than the cash required to repay amounts due under our 2020 Senior Notes and 2021 Senior Notes and funds to be utilized for stock repurchases and dividend payments, we currently expect that substantially all the earnings and cash flow of our subsidiaries will be retained and used by them in their operations, including servicing their respective debt obligations. The ability of our operating subsidiaries to pay dividends or transfer assets to us is restricted by applicable state law and contractual restrictions, including the terms of their outstanding debt instruments.

The loss of the services of key personnel or a significant number of our employees may negatively affect our business.

Our success depends to a significant extent upon performance and active participation of our key personnel. We cannot guarantee that we will be successful in retaining the services of these key personnel. Although we have an employment agreement with Brendan T. Cavanagh, our President and Chief Executive Officer, this agreement does not ensure Mr. Cavanagh will continue with us in his current capacity for any particular period of time. We do not have employment agreements with any of our other key personnel. If any of our key personnel were to leave or retire, we may not be able to find an appropriate replacement on a timely basis and our results of operations could be negatively affected. Further, the loss of a significant number of employees or our inability to hire a sufficient number of qualified employees could have a material adverse effect on our business.

Our business is subject to government regulations and changes in current or future regulations could harm our business.

We are subject to federal, state, and local regulation of our business, both in the U.S. and internationally. In the U.S., both the FAA and the FCC regulate the construction, modification, and maintenance of towers and structures that support antennas used for wireless communications and radio and television broadcasts. In addition, the FCC separately licenses or otherwise regulates wireless communications equipment, wireless radio stations, and radio and television broadcast stations operating from such towers. FAA and FCC regulations govern construction, lighting, painting, and marking of towers and may, depending on the characteristics of the tower, require registration of the tower. Certain proposals to construct new towers, or to modify or add new equipment to existing towers, are reviewed by the FAA to ensure that the tower will not present a hazard to air navigation. Further, in connection with our previous acquisition of a building containing a data center, we also acquired a limited number of residential apartment units and became subject to additional federal, state, and local laws and regulations such as building, zoning, landlord/tenant, health and safety, and accessibility governing residential housing.

Tower owners have an obligation to mark or paint such towers or install lighting to conform to FAA and FCC regulations and to maintain such marking, painting, and lighting. Tower owners also bear the responsibility of notifying the FAA of any lighting outages. Certain proposals to operate wireless communications and radio or television broadcast stations from towers are also reviewed by the FCC to ensure compliance with environmental impact requirements established in federal statutes, including NEPA, NHPA, and ESA. Failure to comply with existing or future applicable requirements may lead to civil penalties or other liabilities and may subject us to significant indemnification liability to our customers against any such failure to comply. In addition, new regulations may impose additional costly burdens on us, which may affect our revenues and cause delays in our growth. Local regulations, including municipal or local ordinances, zoning restrictions, and restrictive covenants imposed by community developers, vary greatly, but typically require tower owners to obtain approval from local officials or community standards organizations prior to tower construction or modification. Local regulations can delay, prevent, or increase the cost of new construction, co-locations, or site upgrades, thereby limiting our ability to respond to customer demand. In addition, new regulations may be adopted that increase delays or result in additional costs to us. In our international operations, the impact of zoning, permitting, and related regulations and restrictive covenants on our new builds, co-locations, and operations could be exacerbated as some of these markets may lack established permitting processes for towers, have inconsistencies between national and local regulations, and have other barriers to timely construction and permitting of towers. As a result, tower construction in some of our international markets may be delayed or halted or our acquired towers may not perform as anticipated. These factors could have a material adverse effect on our future growth and operations.

Information technology disruptions, including as a result of cybersecurity breaches, could compromise our information, which would cause our business and reputation to suffer.

As part of our day-to-day operations, we rely on information technology and other computer resources and infrastructure to carry out important business activities and to maintain our business records. Our computer systems, or those of our cloud or Internet-based providers, could fail on their own accord and are subject to interruption or damage from power outages, computer and telecommunications failures, computer viruses, security breaches (including through cyber-attack, data theft, and exploiting potentially vulnerable services, such as virtual private networks and collaboration platforms as a result of remote working), errors, catastrophic events such as natural disasters, and other events beyond our control. If our or our vendors' computer systems and backup systems are compromised, degraded, damaged, or breached, or otherwise cease to function properly, we could suffer interruptions in our operations or unintentionally allow misappropriation of proprietary or confidential information (including information about our tenants or landlords). This could damage our reputation and disrupt our operations and the services we provide to customers, which could adversely affect our business and operating results. In addition, security incidents that impact our customers and other business partners could adversely affect our business and operating results. Furthermore, our investments in ancillary services and emerging technologies, including data centers and our mobile edge computing initiative, may leave us more vulnerable to security incidents, create new exposure for us to different types of security incidents or exacerbate the impact of such incidents on our business and operating results. In addition, we may, from time to time, upgrade our data processing systems and other operating technologies and take other steps to improve the efficiency of our information technology. These upgrades may require us to divert financial,

operational, technical and managerial resources which could adversely affect our business and operations. Additionally, if we are unable to effectively upgrade and improve the efficiency of our information technology systems, we may experience disruptions to our operations and services.

Data privacy and protection laws are evolving globally and present risks related to our handling of sensitive data that could result in regulatory penalties or litigation.

A portion of the activities that support our business involve collection, storage, and transfer of sensitive data of our employees, tenants, ground lessors, and other third parties, including residential tenants as a result of our previous data center acquisition that included a limited number of residential apartment units. In recent years, there has been increased public attention regarding the protection of personal data and security of data transfers, accompanied by legislation and regulations intended to strengthen data protection and information security. The evolving nature of privacy laws in the U.S. and the other countries where we have operations could impact our compliance costs in handling such data. Many data privacy regulations also grant private rights of action, including Brazil's General Data Protection Law and certain state laws, such as California's Consumer Privacy Act. As interpretation and enforcement of these and other future data privacy regulations and industry standards evolve, we may incur costs related to litigation or regulatory penalties if we are alleged to be non-compliant.

Damage from natural disasters and other unforeseen events could adversely affect us.

Our towers are subject to physical climate-related risks and natural disasters (including as a result of any potential effects of climate change) such as tornadoes, fires, hurricanes, floods, and earthquakes or may collapse for any number of reasons, including structural deficiencies. In addition, we have energy sources on some of our tower sites, and any unforeseen incident may cause damage to surrounding property. We maintain insurance to cover the estimated cost of replacing damaged towers and damage to surrounding property, but these insurance policies are subject to loss limits, deductibles, and retentions. We also maintain third party liability insurance, subject to loss limits, deductibles, and retentions, to protect us in the event of an accident involving a tower. An incident involving our towers or tower sites for which we are uninsured or underinsured, or damage to a significant number of our towers or surrounding property, could require us to incur significant expenditures and may have a material adverse effect on our operations or financial condition and may harm our reputation.

To the extent that we are not able to meet our contractual obligations to our customers, due to a natural disaster or other catastrophic circumstances, our customers may not be obligated or willing to pay their lease expenses; however, we may be required to continue paying our fixed expenses related to the affected tower, including expenses for ground leases and other property interests. If we are unable to meet our contractual obligations to our customers for a material portion of our towers, our operations could be materially and adversely affected.

We could have liability under environmental laws that could have a material adverse effect on our business, financial condition and results of operations.

Our operations, like those of other companies engaged in similar businesses, are subject to the requirements of various federal, state, local, and foreign environmental and occupational safety and health laws and regulations (including climate-related laws and regulations), including those relating to the management, use, storage, disposal, emission and remediation of, and exposure to, hazardous and non-hazardous substances, materials, and wastes. As owner, lessee, or operator of numerous tower structures, we may be liable for substantial costs of remediating soil and groundwater contaminated by hazardous materials without regard to whether we, as the owner, lessee, or operator, knew of or were responsible for the contamination. We may be subject to potentially significant fines, penalties, or taxes if we fail to comply with any of these requirements. The current cost of complying with these laws is not material to our financial condition or results of operations. However, the requirements of these laws and regulations are complex, change frequently, and could become more stringent in the future. It is possible that these requirements will change or that liabilities will arise in the future in a manner that could have a material adverse effect on our business, financial condition, and results of operations.

We could suffer adverse tax and other financial consequences if taxing authorities do not agree with our tax positions.

We are periodically subject to a number of tax examinations by taxing authorities in the states and countries where we do business. We also have significant net operating losses ("NOLs") in U.S. federal and state taxing jurisdictions. Generally, for U.S. federal and state tax purposes, NOLs generated prior to the 2018 tax year can be carried forward and used for up to 20 years, and all of our NOLs will remain subject to examination until three years after our NOLs are used or expire. NOLs generated starting in the 2018 tax year can be carried forward indefinitely but are subject to the 80% utilization limitation. We expect that we will continue to be subject to tax examinations in the future. In addition, U.S. federal, state, and local, as well as international, tax laws and regulations

are extremely complex and subject to varying interpretations. If our tax benefits, including from our use of NOLs or other tax attributes, are challenged successfully by a taxing authority, we may be required to pay additional taxes or penalties, or make additional distributions, which could have a material adverse effect on our business, results of operations and financial condition.

We are subject to income tax and other taxes in the geographic areas where we hold assets or operate, and we periodically receive notifications of audits, assessments, or other actions by taxing authorities. In certain jurisdictions, taxing authorities may issue notices and assessments that may not be reflective of the actual tax liability for which we will ultimately be liable.

In connection with a current assessment in Brazil, the taxing authorities have issued income tax deficiencies related to purchase accounting adjustments for tax years 2017 through 2019. We disagree with the assessment and have filed an appeal with the higher appellate taxing authorities. We will continue to vigorously contest the adjustments and expect to exhaust all administrative and judicial remedies necessary to resolve the matters, which could be a lengthy process. There can be no assurance that these matters will be resolved in our favor, and an adverse outcome, or any future tax examinations involving similar assertions, could have a material effect on our results of operations or cash flows in any one period. As of December 31, 2024, we estimate the aggregate range of reasonably possible losses in excess of amounts accrued to be between zero and \$49.0 million; excluding penalties and interest of \$63.1 million.

Our issuance of equity securities and other associated transactions may trigger a future ownership change which may negatively impact our ability to utilize NOLs in the future.

The issuance of equity securities and other associated transactions may increase the chance that we will have a future ownership change under Section 382 of the Internal Revenue Code of 1986 (“Code”). We may also have a future ownership change, outside of our control, caused by future equity transactions by our current shareholders. Depending on our market value at the time of such future ownership change, an ownership change under Section 382 could negatively impact our ability to utilize our NOLs and could result in us having to make additional cash distributions.

Our costs could increase and our revenues could decrease due to perceived health risks from RF energy.

The U.S. and other foreign governments impose requirements and other guidelines relating to exposure to RF energy. Exposure to high levels of RF energy can cause negative health effects. The potential connection between exposure to low levels of RF energy and certain negative health effects, including some forms of cancer, has been the subject of substantial study by the scientific community in recent years. According to the FCC, the results of these studies to date have been inconclusive. However, public perception of possible health risks associated with cellular and other wireless communications technologies (such as 5G) could slow the growth of wireless companies and deployment of new technologies, which could in turn slow our growth. In particular, negative public perception of, and regulations regarding, health risks could cause a decrease in the demand for wireless communications services. Moreover, if a connection between exposure to low levels of RF energy and possible negative health effects, including cancer, were demonstrated, we could be subject to numerous claims. Our current policies provide no coverage for claims based on RF energy exposure. If we were subject to claims relating to exposure to RF energy, even if such claims were not ultimately found to have merit, our financial condition could be materially and adversely affected.

Risks Related to Our Status as a REIT

Remaining qualified as a REIT involves highly technical and complex provisions of the Code. Failure to remain qualified as a REIT would result in our inability to deduct dividends paid to our shareholders in computing our taxable income, thereby increasing our tax obligations and reducing our available cash.

We originally elected to be taxed as a REIT commencing with our taxable year ended December 31, 2016. While we intend to operate so that we remain qualified as a REIT, given the highly complex nature of the rules governing REITs, the importance of ongoing factual determinations, the possibility of future changes in our circumstances, and the potential impact of future changes to laws and regulations impacting REITs, no assurance can be given that we will qualify as a REIT for any particular year.

Changes to the tax laws or interpretations thereof, with or without retroactive application, could materially and adversely affect our investors or us. We cannot predict how changes in the tax laws might affect our investors or us. New legislation, U.S. Treasury Regulations, administrative interpretations, or court decisions could affect significantly and negatively our ability to qualify as a REIT or the U.S. federal income tax consequences to our investors and us of such qualification.

Qualification as a REIT involves the application of highly technical and complex Code provisions for which only limited judicial and administrative authorities exist. Even a technical or inadvertent violation could jeopardize our REIT qualification. Our

qualification as a REIT will depend on our ability to satisfy tests concerning our organization, the nature and diversification of our asset, the sources of our income, the amounts we regularly distribute to our shareholders, the diversity of our shareholder ownership, and other requirements on a continuing basis. Our ability to satisfy the asset tests depends upon our analysis of the characterization and fair market values of our assets, some of which are not susceptible to a precise determination, and for which we will not obtain independent appraisals.

If we fail to qualify as a REIT in any taxable year, to the extent we have REIT taxable income and have utilized our net operating losses ("NOLs"), we would be subject to U.S. federal income tax on our taxable income at regular corporate rates, and dividends paid to our shareholders would not be deductible by us in computing our taxable income. Any resulting corporate tax liability could be substantial and would reduce the amount of cash available for distribution to our shareholders, which in turn could have an adverse impact on the value of our common stock. Unless we were entitled to relief under certain provisions of the Code, we also would be disqualified from re-electing to be taxed as a REIT for the four taxable years following the year in which we failed to qualify as a REIT. If we fail to qualify for taxation as a REIT, we may need to borrow additional funds or liquidate assets to pay any additional tax liability. Accordingly, funds available for investment and making payments on our indebtedness would be reduced.

The net income of our taxable REIT subsidiaries ("TRSs") is not required to be distributed to us, and such undistributed TRS income is generally not subject to our REIT distribution requirements. However, if the accumulation of cash or reinvestment of significant earnings in our TRSs causes the fair market value of our securities in those entities to represent more than 20% of the value of our total assets, as determined for REIT asset testing purposes, we would, absent timely responsive action, fail to remain qualified as a REIT. If we continue our international expansion, our TRS fair market value may cause us to exceed the above thresholds.

Complying with REIT requirements, including the 90% distribution requirement, may limit our flexibility or cause us to forgo otherwise attractive opportunities, including certain discretionary investments and potential financing alternatives.

To remain qualified as a REIT, we are required generally to distribute at least 90% of our REIT taxable income after the utilization of any available NOLs (determined without regard to the dividends paid deduction and excluding net capital gain) each year to our shareholders. Our determination as to the timing or amount of future dividends will be based on a number of factors, including investment opportunities around our core business and the availability of our existing NOLs. To the extent that we satisfy the 90% distribution requirement but distribute less than 100% of our REIT taxable income (after the application of available NOLs, if any), we will be subject to U.S. federal corporate income tax on our undistributed taxable income. In addition, we will be subject to a 4% nondeductible excise tax if the actual amount that we pay out to our shareholders for a calendar year is less than a minimum amount specified under the Code.

From time to time, we may generate REIT taxable income greater than our cash flow as a result of differences in timing between the recognition of taxable income and the actual receipt of cash or the effect of nondeductible capital expenditures, the creation of reserves or required debt or amortization payments. If we do not have other funds available in these situations, we may need to borrow funds, sell assets or raise equity, even if the then-prevailing market conditions are not favorable for these borrowings, sales, or offerings, to enable us to satisfy the REIT distribution requirement and to avoid U.S. federal corporate income tax and the 4% excise tax in a particular year. These alternatives could increase our costs and our leverage, decrease our Adjusted Funds From Operations, or require us to distribute amounts that would otherwise be invested in future acquisitions, new tower builds, or stock repurchases.

Thus, compliance with the REIT requirements may hinder our ability to grow, which could adversely affect the value of our common stock. Furthermore, compliance with the REIT distribution requirements may increase the financing we need to fund capital expenditures, future growth, or expansion initiatives, which would increase our total leverage.

In addition to the 90% distribution requirement, to remain qualified as a REIT for federal income tax purposes, we must continually satisfy tests concerning, among other things, the nature and diversification of our assets, the sources of our income and the amounts we distribute to our shareholders. Compliance with these tests will require us to refrain from certain activities and may hinder our ability to make certain attractive investments, including the purchase of non-qualifying assets, the expansion of non-real estate activities, or investments in the businesses to be conducted by our TRSs. Furthermore, our ability to compete for acquisition opportunities in domestic and international markets may be adversely affected if we need, or require, the target company to comply with certain REIT requirements.

Moreover, if we fail to comply with certain asset ownership tests, at the end of any calendar quarter, we must correct the failure within 30 days after the end of the calendar quarter or qualify for certain statutory relief provisions to avoid losing our REIT qualification and suffering adverse tax consequences. As a result, we may be required to liquidate assets in adverse market conditions

or forgo otherwise attractive investments. These actions may have the effect of reducing our income, amounts available for distributions to our shareholders, and amounts available for making payments on our indebtedness.

Covenants specified in our current and future debt instruments may limit our ability to make required REIT distributions.

The mortgage loan agreement related to our securitization transactions, the Senior Credit Agreement, and the indentures governing our 2020 Senior Notes and 2021 Senior Notes contain certain covenants that could limit our ability to make distributions to our shareholders. Under the mortgage loan agreement related to our securitization transactions, a failure to comply with the Debt Service Coverage Ratio in that agreement could prevent our borrower subsidiaries from distributing any excess cash from the operation of their towers to us. In addition, while the Senior Credit Agreement permits our subsidiaries to make distributions to us to satisfy our REIT distribution requirements, this authority is subject to condition that our subsidiaries are not then in default of their payment obligations under the Senior Credit Agreement or that we or any of our subsidiaries have filed an action relating to bankruptcy, insolvency, reorganization or relief of debtors. Furthermore, while the indentures governing the 2020 Senior Notes and 2021 Senior Notes permit us to make distributions to our shareholders to the extent such distributions are necessary to maintain our status as a REIT or to avoid entity level taxation, this authority is subject to the conditions that no default or event of default exists or would result therefrom and that the obligations under the 2020 Senior Notes or 2021 Senior Notes, as applicable, have not otherwise been accelerated.

If these limitations prevent us from satisfying our REIT distribution requirements, we could fail to qualify for taxation as a REIT. If these limitations do not jeopardize our qualification for taxation as a REIT but do nevertheless prevent us from distributing 100% of our REIT taxable income, we will be subject to U.S. federal corporate income tax, and potentially the nondeductible 4% excise tax, on the retained amounts.

Our payment of cash distributions in the future is not guaranteed and the amount of any future cash distributions may fluctuate, which could adversely affect the value of our Class A common stock.

REITs are required to distribute annually at least 90% of their REIT taxable income (determined before the deduction for dividends paid and excluding any net capital gain). We may use our NOLs to offset our REIT taxable income, and thus any required distributions to shareholders may be reduced or eliminated until such time as the NOLs have been fully utilized, which may adversely affect the market value of our Class A common stock. The Code places limitations upon the future availability of NOLs based upon changes in our equity. If these occur, our ability to offset future income with existing NOLs may be limited.

The amount of future distributions will be determined, from time to time, by our Board of Directors to balance our goal of increasing long-term shareholder value and retaining sufficient cash to implement our current capital allocation policy, which prioritizes investment in quality assets that meet our return criteria, and then stock repurchases, when we believe our stock price is below its intrinsic value. The actual timing and amount of distributions will be as determined and declared by our Board of Directors and will depend on, among other factors, our NOLs, our financial condition, earnings, debt covenants, and other possible uses of such funds. Consequently, our future distribution levels may fluctuate.

Certain of our business activities may be subject to corporate level income tax and foreign taxes, which would reduce our cash flows, and would have potential deferred and contingent tax liabilities.

We may be subject to certain federal, state, local, and foreign taxes on our income and assets, including alternative minimum taxes, taxes on any undistributed income, and state, local, or foreign income, franchise, property, and transfer taxes. In addition, we could be required, in certain circumstances, to pay an excise or penalty tax, which could be significant in amount, in order to utilize one or more relief provisions under the Code to maintain qualification for taxation as a REIT. In addition, we may incur a 100% excise tax on transactions with a TRS if they are not conducted at an arm's length basis. Any of these taxes would decrease our earnings and our available cash.

Our TRS assets and operations also will continue to be subject, as applicable, to federal and state corporate income taxes and to foreign taxes in the jurisdictions in which those assets and operations are located. Any of these taxes would decrease our earnings and our available cash.

Risks Related to Ownership of our Class A Common Stock

The REIT-related ownership and transfer restrictions may restrict or prevent our shareholders from engaging in certain transfers of our common stock.

In order for us to satisfy the requirements for REIT qualification, no more than 50% in value of all classes or series of our outstanding shares of stock may be owned, beneficially or constructively, by 5 or fewer individuals (as defined in the Code to include certain entities) at any time during the last half of each taxable year (other than the first year for which an election to be subject to tax as a REIT has been made). In addition, our capital stock must be beneficially owned by 100 or more persons during at least 335 days of a taxable year of 12 months or during a proportionate part of a shorter taxable year (other than the first year for which an election to be taxed as a REIT has been made). Our articles of incorporation contain REIT-related ownership and transfer restrictions that generally restrict shareholders from owning more than 9.8%, by value or number of shares, whichever is more restrictive, of our outstanding shares of Class A common stock, or 9.8% in aggregate value of the outstanding shares of all classes and series of our capital stock. Under applicable constructive ownership rules, any shares of stock owned by certain affiliated owners generally would be added together for purposes of the ownership limits. These ownership and transfer restrictions could have the effect of delaying, deferring, or preventing a transaction or a change in control that might involve a premium price for our capital stock or otherwise be in the best interest of our shareholders.

Our articles of incorporation, our bylaws and Florida law provide for anti-takeover provisions that could make it more difficult for a third party to acquire us.

Provisions of our articles of incorporation, our bylaws and Florida law could make it more difficult for a third party to acquire us, even if doing so would be beneficial to our shareholders. These provisions, alone or in combination with each other, may discourage transactions involving actual or potential changes of control, including transactions that otherwise could involve payment of a premium over prevailing market prices to holders of our Class A common stock, or could limit the ability of our shareholders to approve transactions that they may deem to be in their best interests.

ITEM 1B. UNRESOLVED STAFF COMMENTS

None.

ITEM 1C. CYBERSECURITY

Risk Management & Strategy

A cybersecurity threat is any potential unauthorized occurrence, on or conducted through, our information systems that may result in adverse effects on the confidentiality, integrity or availability of our information systems or any information residing therein. We have a comprehensive, cross-functional approach to cybersecurity risk management, driven by our information security management systems and propelled by industry-leading expertise from both our internal information technology security team and top-tier third-party consultants and firms that we engage. Our cyber risk management process is supported by both management and our Board of Directors.

Our cybersecurity risk management strategies represent an integral component of our overall approach to enterprise risk management (“ERM”). Our cybersecurity policies, standards, processes, and practices are fully integrated into our ERM program and based on the recognized National Institute of Standards and Technology (NIST) Cybersecurity Framework. We continuously seek to adopt market-leading standards and procedures to protect our tower infrastructure, data, and carrier, vendor, and consumer information. Key elements of our cybersecurity risk management strategy include:

(1) System Monitoring and Testing. We work collaboratively with third-party industry experts and consultants to conduct regular vulnerability assessments and penetration testing from both outside and within our system networks. Our information security team utilizes endpoint software together with technology platforms and applications designed to enable it to monitor user and network behavior and origination points in real time both at our corporate headquarters as well as any of our sites globally. In addition, we conduct quarterly phishing campaign simulations which include notification of the respective Executive Vice President in the event of a failure by an employee in their department.

(2) Threat Identification & Response. Our internal information security team works collaboratively with our external industry consultants to identify threats utilizing analytics and metrics, which are aligned with the MITRE ATT&CK (Adversarial Tactics, Techniques, and Common Knowledge) Framework, and mitigate attacks across various layers of our enterprise systems. We

leverage the core functions of the NIST Cybersecurity Framework (Identify, Protect, Detect, Respond, and Recover) to constantly work toward identifying opportunities for further improvement and development of our risk mitigation strategies. We also build upon the principles of the ISO 27001 standard and have achieved ISO 27001:2013 certification for one of our data centers. As part of our response preparedness, our executive management team participates in comprehensive tabletop exercises annually simulating cybersecurity breaches or other incidents which simulate identifying, responding and reporting of such an incident in accordance with our risk management programs.

(3) Defense Procedures & Preparedness. We have established and maintain a data incident response and a business continuity management plan to timely, consistently, and appropriately address cyber threats that may occur despite our safeguards. The response plan is global in scope and covers the major phases of the incident response process, including preparation, detection and analysis, containment and investigation, notification (which may include timely notice to our Board if deemed material or appropriate), eradication and recovery, and incident closure and post-incident analysis. Our response plan is reviewed annually, regularly tested, and updated based on developments in the industry. Our business continuity management system includes targets and objectives, impact analyses and risk assessments, exercise and testing, training and awareness, documentation and standards for data centers and servers.

(4) Outside Consultants & Industry Experts. In addition to the broad capabilities of our internal information security team, we also engage various outside consultants, including contractors, security firms, auditors, and other third-party subject matter experts, to among other things, conduct regular testing of our networks and systems to identify vulnerabilities through penetration testing, while also measuring and advising on potential improvements to our cybersecurity programs. We are also members of recognized global industry organizations such as the Information Systems Audit and Control Association (ISACA), International Information System Security Certification Consortium (ISC), and International Association of Privacy Professionals (IAPP).

(5) Third-Party Risk Assessments. We maintain a comprehensive risk-based approach to identifying and overseeing potential cybersecurity risks presented by third parties, including our vendors and service providers. We have a dedicated information technology vendor management team that reports to our Chief Information Officer (“CIO”). We conduct initial and regular cybersecurity assessments of third-party vendors that we engage with in our operations and their information security policies and systems in order to identify, evaluate, and address potential vulnerabilities.

(6) Team Member Education & Awareness. We remain dedicated to fostering an internal culture of cybersecurity, where all of our team members are trained to identify, respond, and report potential cybersecurity threats that may arise. New hires are required to participate in cybersecurity onboarding training, and current employees are responsible for completing mandatory cybersecurity training annually and phishing awareness training quarterly. Our leadership team participates in advanced, targeted cybersecurity training and exercises to ensure additional security. Our leadership team also participates in table-top exercises and trainings tailored to specific business units. For example, most recently our internal audit and finance teams participated in a successful table-top exercise which simulated cyber-attacks on our payroll and financial systems. All of our table-top exercises are facilitated by a third-party.

As part of our cybersecurity risk management strategy, each cyber threat is evaluated for materiality and escalated based upon evaluation of the potential severity and risk impact on our operations. We have not experienced a material cybersecurity breach in the past three years. As such, we have not incurred any material expenses from cybersecurity breaches or any expenses from penalties or settlements related to a cybersecurity breach during that time. For more information regarding cybersecurity-related risks that could materially affect our business strategies, results of operations, or financial condition, please see Item 1A in this Form 10-K under the headings “*Information technology disruptions, including as a result of cybersecurity breaches, could compromise our information, which would cause our business and reputation to suffer.*”

Governance & Personnel

Our Board believes a robust cybersecurity strategy is vital to protect our business, customers, and assets. The Board has delegated to the Audit Committee responsibility for oversight and review of our cybersecurity and other information technology and data privacy risk management program, controls, strategies, and procedures. The Audit Committee periodically evaluates our cybersecurity strategies to ensure effectiveness and, if appropriate, includes a review from third-party experts. In addition, our Board also may review and assess cybersecurity risks as part of its responsibilities for general risk oversight. Additionally, the Audit Committee has established a subcommittee to evaluate cybersecurity incidents, if any, and determine the Company’s disclosure obligations in light of such incidents.

Our CIO reports to the Audit Committee at every regularly scheduled meeting (or more frequently, as needed) to discuss cybersecurity risk exposure and risk management strategy. Our CIO has over 25 years of experience in the information technology and

security industry with global organizations. Our executive leadership team, which includes our CIO, reviews and manages implementation of our cybersecurity strategy and programs through regularly scheduled meetings.

Our information security team, led by our CIO and Senior Director, IT Security and Compliance, has over 75 years of collective cybersecurity experience and maintains numerous active industry-recognized cyber certifications, such as Certified Information Security Manager (CISM), Certified Information Systems Security Professional (CISSP), and Certified Information Systems Auditor (CISA). Our information security team undertakes a variety of measures in the daily monitoring and management of cybersecurity risks across our business. For example, the information security team monitors our technology infrastructure with tools designed to detect suspicious behavior and decrypt VPN traffic on our systems globally. The information security team conducts regular internal and external audits with third-party cybersecurity experts to identify and evaluate potential weaknesses in its cybersecurity systems. Some of these third-party monitoring functions continue throughout the year while other third-party security experts are periodically retained to audit specific areas of our cybersecurity program. In addition, our information security team works with our internal audit function to monitor reporting and escalation of cybersecurity incident reports from across our business. Our information security team also works with our Executive Vice President, Chief Administrative Officer and General Counsel on our data privacy program, including with respect to the preservation and protection of the integrity and confidentiality of our data and systems.

ITEM 2. PROPERTIES

We own our headquarters in Boca Raton, Florida where we currently have approximately 160,000 square feet of office space. We also own or have entered into long-term leases for international and regional locations convenient for the management and operation of our site leasing activities, and in certain site development office locations where we expect our activities to be longer-term. We believe our existing facilities are adequate for our current and planned levels of operations and that additional office space suited for our needs is reasonably available in the markets within which we operate.

Our interests in towers and the land beneath them are comprised of a variety of fee interests, leasehold interests created by long-term lease agreements, perpetual easements, easements, licenses, rights-of-way, right-of-use, and other similar interests. As of December 31, 2024, approximately 72% of our tower structures were located on parcels of land that we own, land subject to perpetual easements, or parcels of land that have an interest that extends beyond 20 years. The average remaining life under our ground leases and other property interests, including renewal options under our control, is 36 years. In rural areas, support for our towers, equipment shelters, and related equipment requires a tract of land typically up to 10,000 square feet. Less than 2,500 square feet is required for a monopole or self-supporting tower of the kind typically used in metropolitan areas for wireless communications towers. Ground leases and other property interests are generally for an initial term of five years or more with multiple renewal periods, for a total of 30 years or more.

Most of our towers have significant capacity available for additional antennas. We measure the available capacity of our existing facilities to support additional tenants and generate additional lease revenue by assessing several factors, including tower height, tower type, wind loading, environmental conditions, existing equipment on the tower and zoning and permitting regulations in effect in the jurisdiction where the tower is located. As of December 31, 2024, we had an average of 1.9 tenants per site.

ITEM 3. LEGAL PROCEEDINGS

We are involved in various legal proceedings relating to claims arising in the ordinary course of business. We do not believe that the ultimate resolution of these matters will have a material adverse effect on our business, financial condition, results of operations, or liquidity.

ITEM 4. MINE SAFETY DISCLOSURE

Not Applicable.

PART II

ITEM 5. MARKET FOR REGISTRANT'S COMMON EQUITY, RELATED STOCKHOLDER MATTERS AND ISSUER PURCHASES OF EQUITY SECURITIES

Market for our Class A Common Stock

Our Class A common stock commenced trading under the symbol "SBAC" on The NASDAQ National Market System on June 16, 1999. We trade on the NASDAQ Global Select Market, a segment of the NASDAQ Global Market.

As of February 14, 2025, there were 270 record holders of our Class A common stock.

Dividends

As a REIT, we are required to distribute annually at least 90% of our REIT taxable income after the utilization of any available NOLs (determined before the deduction for dividends paid and excluding any net capital gain). As of December 31, 2024, \$337.7 million of the federal NOLs are attributes of the REIT. We may use these NOLs to offset our REIT taxable income, and thus any required distributions to shareholders may be reduced or eliminated until such time as our NOLs have been fully utilized or expired. The amount of future distributions will be determined, from time to time, by our Board of Directors to balance our goal of increasing long-term shareholder value and retaining sufficient cash to implement our current capital allocation policy, which prioritizes investment in quality assets that meet our return criteria, and then stock repurchases when we believe our stock price is below its intrinsic value. The actual amount, timing, and frequency of future dividends, will be at the sole discretion of our Board of Directors and will be declared based upon various factors, many of which are beyond our control.

ITEM 6. RESERVED

ITEM 7. MANAGEMENT'S DISCUSSION AND ANALYSIS OF FINANCIAL CONDITION AND RESULTS OF OPERATIONS

The following discussion of our financial condition and results of operations should be read in conjunction with the information contained in our consolidated financial statements and the notes thereto. The following discussion includes forward-looking statements that involve certain risks and uncertainties, including, but not limited to, those described in Item 1A. Risk Factors. Our actual results may differ materially from those discussed below. See "Special Note Regarding Forward-Looking Statements" and Item 1A. Risk Factors.

We are a leading independent owner and operator of wireless communications infrastructure, including tower structures, rooftops, and other structures that support antennas used for wireless communications, which we collectively refer to as "towers" or "sites." Our principal operations are in the United States and its territories. In addition, we own and operate towers in South America, Central America, Canada, and Africa. On January 10, 2025, we sold all of our towers and ended our operations in the Philippines and on February 20, 2025, we entered into an agreement to sell all of our towers and related assets held in Colombia. Our primary business line is our site leasing business, which contributed 98.4% of our total segment operating profit for the year ended December 31, 2024. In our site leasing business, we (1) lease space to wireless service providers and other customers on assets that we own or operate and (2) manage rooftop and tower sites for property owners under various contractual arrangements. As of December 31, 2024, we owned 39,749 towers, a substantial portion of which have been built by us or built by other tower owners or operators who, like us, have built such towers to lease space to multiple wireless service providers. Our other business line is our site development business, through which we assist wireless service providers in developing and maintaining their own wireless service networks.

Site Leasing

Our primary focus is the leasing of antenna space on our multi-tenant towers to a variety of wireless service providers under long-term lease contracts in the United States, South America, Central America, Canada, and Africa. As of December 31, 2024, no U.S. state or territory accounted for more than 10% of our total tower portfolio by tower count, and no U.S. state or territory accounted for more than 10% of our total revenues for the year ended December 31, 2024. In addition, as of December 31, 2024, approximately 30% of our total towers are located in Brazil and no other international market (each country is considered a market) represented more than 5% of our total towers.

We derive site leasing revenues primarily from wireless service provider tenants. Wireless service providers enter into either (1) standalone individual tenant site leases with us, each of which relates to the lease or use of space at an individual site, or (2) master lease agreements (“MLA”) with us, which provide for the material terms and conditions that will apply to multiple sites; although, in most cases, each individual site under a MLA is also governed by its own site leasing agreement which sets forth pricing and other site specific terms. Our tenant leases are generally for an initial term of five years to fifteen years with multiple renewal periods at the option of the tenant. Our tenant leases typically either (1) contain specific annual rent escalators, (2) escalate annually in accordance with an inflationary index, or (3) escalate using a combination of fixed and inflation adjusted escalators. In addition, our international site leases may include pass-through charges, such as rent related to ground leases and other property interests, utilities, property taxes, and fuel.

Cost of site leasing revenue primarily consists of:

- Cash and non-cash rental expense on ground leases, right-of-use, and other underlying property interests;
- Property taxes;
- Site maintenance and monitoring costs (exclusive of employee related costs);
- Utilities;
- Property insurance;
- Fuel (in those international markets that do not have an available electric grid at our tower sites); and
- Lease initial direct cost amortization.

Ground leases and other property interests are generally for an initial term of five years or more with multiple renewal periods, which are at our option. Our ground leases either (1) contain specific annual rent escalators, or (2) escalate annually in accordance with an inflationary index. As of December 31, 2024, approximately 72% of our tower structures were located on parcels of land that we own, land subject to perpetual easements, or parcels of land in which we have a leasehold interest that extends beyond 20 years. For any given tower, costs are relatively fixed over a monthly or an annual time period. As such, operating costs for owned towers do not generally increase as a result of adding additional customers to the tower. The amount of property taxes varies from site to site depending on the taxing jurisdiction and the height and age of the tower. The ongoing maintenance requirements are typically minimal and include replacing lighting systems, painting a tower, or upgrading or repairing an access road or fencing.

In Ecuador, El Salvador, Guatemala, Nicaragua, and Panama, significantly all of our revenue, expenses, and capital expenditures arising from our activities are denominated in U.S. dollars. Specifically, most of our ground leases and other property interests, tenant leases, and tower-related expenses are paid in U.S. dollars. In most of our Central American markets, our local currency obligations are principally limited to (1) permitting and other local fees, (2) utilities, and (3) taxes. In Brazil, Canada, Chile, and South Africa, significantly all of our revenue, expenses, and capital expenditures, including tenant leases, ground leases and other property interests, and other tower-related expenses are denominated in local currency. In Colombia, Costa Rica, Peru, and Tanzania, our revenue, expenses, and capital expenditures, including tenant leases, ground leases and other property interests, and other tower-related expenses are denominated in a mix of local currency and U.S. dollars.

As indicated in the table below, our site leasing business generates substantially all of our total segment operating profit. For information regarding our operating segments, see Note 15 of our Consolidated Financial Statements included in this annual report.

<u>Segment operating profit as a percentage of</u>	For the year ended		
	December 31,		
total operating profit	2024	2023	2022
Domestic site leasing	75.9%	75.2%	77.0%
International site leasing	22.5%	22.2%	19.2%
Total site leasing	98.4%	97.4%	96.2%

We believe that the site leasing business continues to be attractive due to its long-term contracts, built-in rent escalators, high operating margins, and low customer churn (which refers to a lease that is non-renewed, cancelled, or discounted prior to the end of its term) other than in connection with customer consolidation or cessations of specific technology. We believe that over the long-term, site leasing revenues will continue to grow as wireless service providers lease additional antenna space on our towers due to increasing minutes of network use and data transfer, network expansion, and network coverage requirements.

During 2025, we expect core leasing revenue in both our domestic and international segments to increase over 2024 levels, on a currency neutral basis, due in part to wireless carriers deploying unused spectrum, the full year impact of towers acquired and built during 2024, and the revenues from towers expected to be acquired and built during 2025. We believe our site leasing business is characterized by stable and long-term recurring revenues, predictable operating costs, and minimal non-discretionary capital expenditures. Due to the nature and mix of our tower portfolio, we expect future expenditures required to maintain these towers to be minimal. Consequently, we expect to grow our cash flows by (1) adding tenants to our towers at minimal incremental costs by using

existing tower capacity or requiring wireless service providers to bear all or a portion of the cost of tower modifications and (2) executing monetary amendments as wireless service providers add or upgrade their equipment. Furthermore, because our towers are strategically positioned, we have historically experienced low tenant lease terminations as a percentage of revenue other than in connection with customer consolidation or cessations of a specific technology.

Site Development

Our site development business, which is conducted in the United States only, is complementary to our site leasing business and provides us the ability to keep in close contact with the wireless service providers who generate substantially all of our site leasing revenue and to capture ancillary revenues that are generated by our site leasing activities, such as antenna and equipment installation at our tower locations. Site development revenues are earned primarily from providing a full range of end-to-end services to wireless service providers or companies providing development or project management services to wireless service providers. Our services include: (1) network pre-design; (2) site audits; (3) identification of potential locations for towers and antennas on existing infrastructure; (4) support in leasing of the location; (5) assistance in obtaining zoning approvals and permits; (6) tower and related site construction; (7) antenna installation; and (8) radio equipment installation, commissioning, and maintenance. We provide site development services at our towers and at towers owned by others on a local basis, through regional, market, and project offices. The market offices are responsible for all site development operations.

For information regarding our operating segments, see Note 15 of our Consolidated Financial Statements in this annual report.

Capital Allocation Strategy

Our capital allocation strategy is aimed at increasing shareholder value through investment in quality assets that meet our return criteria, stock repurchases when we believe our stock price is below its intrinsic value, and by returning cash generated by our operations in the form of cash dividends. In addition, in a high interest rate environment and when we believe interest rates may stay higher for longer, we believe that debt repayments, especially of our variable rate debt, may be an accretive use of our excess capital. While the addition of cash dividends and debt repayments have provided us with additional tools to return value to our shareholders, we continue to believe that our priority is to make investments focused on increasing Adjusted Funds From Operations per share. Key elements of our capital allocation strategy include:

Portfolio Growth. We intend to continue to grow our asset portfolio, domestically and internationally, primarily through tower acquisitions and the construction of new towers that meet our internal return on invested capital criteria.

Stock Repurchase Program. We currently utilize stock repurchases as part of our capital allocation policy when we believe our share price is below its intrinsic value. We believe that share repurchases, when purchased at the right price, will facilitate our goal of increasing our Adjusted Funds From Operations per share.

Dividend. Cash dividends are an additional component of our strategy of returning value to shareholders. We do not expect our dividend to require any changes in our leverage and believe that, due to our low dividend payout ratio, we can continue to focus on building and buying quality assets and opportunistically buying back our stock. While the timing and amount of future dividends will be subject to approval by our Board of Directors, we believe that our future cash flow generation will permit us to grow our cash dividend in the future.

Critical Accounting Policies and Estimates

We have identified the policies and significant estimation processes below as critical to our business operations and the understanding of our results of operations. The listing is not intended to be a comprehensive list. In many cases, the accounting treatment of a particular transaction is specifically dictated by accounting principles generally accepted in the United States, with no need for management's judgment in their application. In other cases, management is required to exercise judgment in the application of accounting principles with respect to particular transactions. The impact and any associated risks related to these policies on our business operations is discussed throughout "Management's Discussion and Analysis of Financial Condition and Results of Operations" where such policies affect reported and expected financial results. For a detailed discussion on the application of these and other accounting policies, see Note 2 of our Consolidated Financial Statements for the year ended December 31, 2024. Our preparation of our financial statements requires us to make estimates and assumptions that affect the reported amount of assets and liabilities, disclosure of contingent assets and liabilities at the date of our financial statements, and the reported amounts of revenue and expenses during the reporting periods. Management bases its estimates on historical experience and on various other assumptions

that are believed to be reasonable under the circumstances. There can be no assurance that actual results will not differ from those estimates and such differences could be significant.

During the first quarter of 2024, we completed our assessment on the remaining estimated useful lives of our towers and intangible assets. We concluded through our assessment that, for U.S. GAAP purposes, we should modify our current estimates for asset lives based on our historical operating experience and the findings obtained by our independent consultant. We previously depreciated our towers on a straight-line basis over the shorter of the (i) term of the underlying ground lease (including renewal options) taking into account residual value or (ii) estimated useful life of a tower, which we had historically estimated to be 15 years. Based on our assessment, we revised the estimated useful lives of our towers and certain related intangible assets (which are amortized on a similar basis to our tower assets, as their useful lives correlate to the useful life of the towers) from 15 years to 30 years, effective January 1, 2024. We accounted for the change in estimated useful lives as a change in estimate under ASC 250 "Accounting Changes and Error Corrections." The impact of the change in estimate was accounted for prospectively effective January 1, 2024, resulting in a reduction in depreciation and amortization expense of approximately \$411.5 million (\$372.5 million after tax, or an increase of \$3.45 per diluted share) for the year ended December 31, 2024. There have been no other material changes to our significant accounting policies during the year ended December 31, 2024.

Revenue Recognition and Accounts Receivable

Site leasing revenues

Revenue from site leasing is recognized on a straight-line basis over the current term of the related lease agreements, which are generally five years to fifteen years. Receivables recorded related to the straight-lining of site leases are reflected in other assets on the Consolidated Balance Sheets. Rental amounts received in advance are recorded as deferred revenue on the Consolidated Balance Sheets. Revenue from site leasing represents 94% of our total revenue for the year ended December 31, 2024.

Site development revenues

Site development projects in which we perform consulting services include contracts on a fixed price basis that are billed at contractual rates. Revenue is recognized over time based on milestones achieved, which are determined based on costs incurred. Amounts billed in advance (collected or uncollected) are recorded as deferred revenue on our Consolidated Balance Sheets.

Revenue from construction projects is recognized over time, determined by the percentage of cost incurred to date compared to management's estimated total cost for each contract. This method is used because management considers total cost to be the best available measure of progress on the contracts. These amounts are based on estimates, and the uncertainty inherent in the estimates initially is reduced as work on the contracts nears completion. Refer to Note 5 in our Consolidated Financial Statements included in this annual report for further detail of costs and estimated earnings in excess of billings on uncompleted contracts. Provisions for estimated losses on uncompleted contracts are made in the period in which such losses are determined to be probable.

The site development segment represents approximately 6% of our total revenues for the year ended December 31, 2024. We account for site development revenue in accordance with ASC 606, Revenue from Contracts with Customers. Payment terms do not result in any significant financing arrangements. Furthermore, these contracts do not typically include variable consideration; therefore, the transaction price that is recognized over time is generally the amount of the total contract.

Accounts receivable

The accounts receivable balance for the years ended December 31, 2024 and 2023 was \$145.7 million and \$182.7 million, respectively, of which \$26.4 million and \$32.3 million related to the site development segment, respectively. We perform periodic credit evaluations of our customers. In addition, we monitor collections and payments from our customers and maintain a provision for estimated credit losses based upon historical experience, specific customer collection issues identified, and past due balances as determined based on contractual terms. Interest is charged on outstanding receivables from customers on a case-by-case basis in accordance with the terms of the respective contracts or agreements with those customers. Amounts determined to be uncollectible are written off against the allowance for doubtful accounts in the period in which uncollectibility is determined to be probable. Refer to Note 15 in our Consolidated Financial Statements included in this annual report for further detail of the site development segment.

Lease Accounting

ASC 842, Leases, requires all lessees to recognize a right-of-use asset and a lease liability, initially measured at the present value of the lease payments. We have elected not to separate nonlease components from the associated lease component for all

underlying classes of assets. In order to calculate our lease liability, we make certain assumptions related to lease term and discount rate. To determine the lease term, we consider all renewal periods that are reasonably certain to be exercised, taking into consideration all economic factors, including the communications site's estimated economic life and the respective lease terms of our tenants under the existing lease arrangements on such site. For the discount rate, we use the rate implicit in the lease when available to discount lease payments to present value. However, our ground leases and other property interests generally do not provide a readily determinable implicit rate. Therefore, we estimate the incremental borrowing rate to discount lease payments based on the lease term and lease currency. We use publicly available data for instruments with similar characteristics when calculating our incremental borrowing rates. Refer to Note 2 in our Consolidated Financial Statements included in this annual report for further discussion on lease accounting.

RESULTS OF OPERATIONS

This report presents our financial results and other financial metrics on a GAAP basis and, with respect to our international and consolidated results, after eliminating the impact of changes in foreign currency exchange rates. We believe that providing these financial results and metrics on a constant currency basis, which are non-GAAP measures, gives management and investors the ability to evaluate the performance of our business without the impact of foreign currency exchange rate fluctuations. We eliminate the impact of changes in foreign currency exchange rates by dividing the current period's financial results by the average monthly exchange rates of the prior year period, as well as by eliminating the impact of realized and unrealized gains and losses on our intercompany loans.

Year Ended 2024 Compared to Year Ended 2023

Revenues and Segment Operating Profit:

	For the year ended December 31,		Foreign	Constant	Constant
	2024	2023	Currency Impact	Currency Change	Currency % Change
Revenues	(in thousands)				
Domestic site leasing	\$ 1,861,424	\$ 1,846,554	\$ —	\$ 14,870	0.8%
International site leasing	665,341	670,381	(37,553)	32,513	4.8%
Site development	152,869	194,649	—	(41,780)	(21.5%)
Total	\$ 2,679,634	\$ 2,711,584	\$ (37,553)	\$ 5,603	0.2%
Cost of Revenues					
Domestic site leasing	\$ 269,168	\$ 268,572	\$ —	\$ 596	0.2%
International site leasing	193,829	204,115	(11,016)	730	0.4%
Site development	118,730	139,935	—	(21,205)	(15.2%)
Total	\$ 581,727	\$ 612,622	\$ (11,016)	\$ (19,879)	(3.2%)
Operating Profit					
Domestic site leasing	\$ 1,592,256	\$ 1,577,982	\$ —	\$ 14,274	0.9%
International site leasing	471,512	466,266	(26,537)	31,783	6.8%
Site development	34,139	54,714	—	(20,575)	(37.6%)

Revenues

Domestic site leasing revenues increased \$14.9 million for the year ended December 31, 2024, as compared to the prior year, primarily due to (1) organic site leasing growth, primarily from monetary lease amendments (due in part to our 2023 MLA with AT&T) and additional equipment added to our towers as well as new leases and contractual rent escalators and (2) revenues from 130 towers acquired and 39 towers built since January 1, 2023, partially offset by lease non-renewals.

International site leasing revenues decreased \$5.0 million for the year ended December 31, 2024, as compared to the prior year. On a constant currency basis, international site leasing revenues increased \$32.5 million. These changes were primarily due to (1) lease early termination fees, (2) organic site leasing growth from new leases, amendments, and contractual escalators, and (3) revenues from 147 towers acquired and 783 towers built since January 1, 2023, partially offset by lease non-renewals and a decrease in reimbursable pass-through expenses. Site leasing revenue in Brazil represented 15.0% of total site leasing revenue for the period. No other individual international market represented more than 5% of our total site leasing revenue.

Site development revenues decreased \$41.8 million for the year ended December 31, 2024, as compared to the prior year, as a result of decreased carrier activity.

Operating Profit

Domestic site leasing segment operating profit increased \$14.3 million for the year ended December 31, 2024, as compared to the prior year, primarily due to higher domestic site leasing revenue as noted above, partially offset by the incremental costs associated with towers acquired and built since January 1, 2023.

International site leasing segment operating profit increased \$5.2 million for the year ended December 31, 2024, as compared to the prior year. On a constant currency basis, international site leasing segment operating profit increased \$31.8 million. These changes were primarily due to higher international site leasing revenues as noted above, partially offset by the incremental costs associated with towers acquired and built since January 1, 2023.

Site development segment operating profit decreased \$20.6 million for the year ended December 31, 2024, as compared to the prior year, as a result of decreased carrier activity.

Selling, General, and Administrative Expenses:

	For the year ended December 31,		Foreign	Constant	Constant
	2024	2023	Currency Impact	Currency Change	Currency % Change
	(in thousands)				
Domestic site leasing	\$ 132,627	\$ 121,782	\$ —	\$ 10,845	8.9%
International site leasing	64,583	66,619	(2,974)	938	1.4%
Total site leasing	\$ 197,210	\$ 188,401	\$ (2,974)	\$ 11,783	6.3%
Site development	13,983	21,316	—	(7,333)	(34.4%)
Other	47,563	58,219	—	(10,656)	(18.3%)
Total	\$ 258,756	\$ 267,936	\$ (2,974)	\$ (6,206)	(2.3%)

Selling, general, and administrative expenses decreased \$9.2 million for the year ended December 31, 2024, as compared to the prior year. On a constant currency basis, selling, general, and administrative expenses decreased \$6.2 million. These changes were driven primarily by a decrease in non-cash compensation expense as well as the \$3.1 million Oi reserve recorded in 2023, partially offset by an increase in personnel, and other support related costs.

Acquisition and New Business Initiatives Related Adjustments and Expenses:

	For the year ended December 31,		Foreign	Constant	Constant
	2024	2023	Currency Impact	Currency Change	Currency % Change
	(in thousands)				
Domestic site leasing	\$ 14,954	\$ 10,725	\$ —	\$ 4,229	39.4%
International site leasing	10,992	10,946	(467)	513	4.7%
Total	\$ 25,946	\$ 21,671	\$ (467)	\$ 4,742	21.9%

Acquisition and new business initiatives related adjustments and expenses increased \$4.3 million for the year ended December 31, 2024, as compared to the prior year. On a constant currency basis, acquisition and new business initiatives related adjustments and expenses increased \$4.7 million for the year ended December 31, 2024. These changes were primarily as a result of an increase in our third party acquisition and integration costs as well as higher new business initiative activity as compared to the prior year.

Asset Impairment and Decommission Costs:

	For the year ended December 31,		Foreign	Constant	Constant
	2024	2023	Currency Impact	Currency Change	Currency % Change
	(in thousands)				
Domestic site leasing	\$ 49,777	\$ 138,699	\$ —	\$ (88,922)	(64.1%)
International site leasing	57,030	28,089	(3,762)	32,703	116.4%
Total site leasing	\$ 106,807	\$ 166,788	\$ (3,762)	\$ (56,219)	(33.7%)
Site development	—	372	—	(372)	(100.0%)
Other	1,118	2,227	—	(1,109)	(49.8%)
Total	\$ 107,925	\$ 169,387	\$ (3,762)	\$ (57,700)	(34.1%)

Domestic site leasing asset impairment and decommission costs decreased \$88.9 million for the year ended December 31, 2024, as compared to the prior year. This change was primarily as a result of a decrease in impairment charges resulting from our regular analysis of whether the future cash flows from certain towers are adequate to recover the carrying value of the investment in those towers and a decrease in tower and equipment related decommission costs. The prior year included increased impairment charges resulting from the planned abandonment of identified sites with minimal expectations of future economic benefit (primarily from Sprint churn).

International site leasing asset impairment and decommission costs increased \$28.9 million for the year ended December 31, 2024, as compared to the prior year. On a constant currency basis, international site leasing asset impairment and decommission costs increased \$32.7 million. These changes were primarily as a result of an increase in impairment charges resulting from our regular analysis of whether the future cash flows from certain towers are adequate to recover the carrying value of the investment in those towers and an increase in tower decommission costs.

Depreciation, Accretion, and Amortization Expenses:

	For the year ended December 31,		Foreign	Constant	Constant
	2024	2023	Currency Impact	Currency Change	Currency % Change
	(in thousands)				
Domestic site leasing	\$ 145,041	\$ 457,169	\$ —	\$ (312,128)	(68.3%)
International site leasing	113,549	248,758	(5,893)	(129,316)	(52.0%)
Total site leasing	\$ 258,590	\$ 705,927	\$ (5,893)	\$ (441,444)	(62.5%)
Site development	3,560	3,704	—	(144)	(3.9%)
Other	7,367	6,678	—	689	10.3%
Total	\$ 269,517	\$ 716,309	\$ (5,893)	\$ (440,899)	(61.6%)

Depreciation, accretion, and amortization expense decreased \$446.8 million for the year ended December 31, 2024, as compared to the prior year. On a constant currency basis, depreciation, accretion, and amortization expense decreased \$440.9 million. These changes were primarily due to the change in estimated useful lives of our towers and certain related intangible assets from our historical estimate of 15 years to a revised estimate of 30 years (effective January 1, 2024) and the impact of assets that became fully depreciated since the prior year period, partially offset by an increase in the number of towers we acquired and built since January 1, 2023.

Operating Income (Expense):

	For the year ended				Constant
	December 31,		Foreign	Constant	Currency
	2024	2023	Currency Impact	Currency Change	% Change
	(in thousands)				
Domestic site leasing	\$ 1,249,857	\$ 849,607	\$ —	\$ 400,250	47.1%
International site leasing	225,358	111,854	(13,441)	126,945	113.5%
Total site leasing	\$ 1,475,215	\$ 961,461	\$ (13,441)	\$ 527,195	54.8%
Site development	16,596	29,322	—	(12,726)	(43.4%)
Other	(56,048)	(67,124)	—	11,076	(16.5%)
Total	\$ 1,435,763	\$ 923,659	\$ (13,441)	\$ 525,545	56.9%

Domestic site leasing operating income increased \$400.3 million for the year ended December 31, 2024, as compared to the prior year, primarily due to decreases in depreciation, accretion, and amortization expense and asset impairment and decommission costs and higher segment operating profit, partially offset by increases in selling, general, and administrative expenses and acquisition and new business initiatives related adjustments and expenses.

International site leasing operating income increased \$113.5 million for the year ended December 31, 2024, as compared to the prior year. On a constant currency basis, international site leasing operating income increased \$126.9 million. These changes were primarily due to a decrease in depreciation, accretion, and amortization expense and higher segment operating profit, partially offset by an increase in asset impairment and decommission costs.

Site development operating income decreased \$12.7 million for the year ended December 31, 2024, as compared to the prior year, primarily due to lower segment operating profit driven by less carrier activity, partially offset by a decrease in selling, general, and administrative expenses.

Other operating expense decreased \$11.1 million for the year ended December 31, 2024, as compared to the prior year, primarily due to decreases in selling, general, and administrative expenses and asset impairment and decommission costs.

Other Income (Expense):

	For the year ended				Constant
	December 31,		Foreign	Constant	Currency
	2024	2023	Currency Impact	Currency Change	% Change
	(in thousands)				
Interest income	\$ 41,962	\$ 18,305	\$ (515)	\$ 24,172	132.1%
Interest expense	(399,778)	(400,373)	282	313	(0.1%)
Non-cash interest expense	(27,661)	(35,868)	(1)	8,208	(22.9%)
Amortization of deferred financing fees	(21,265)	(20,273)	—	(992)	4.9%
Loss from extinguishment of debt, net	(5,940)	—	—	(5,940)	—%
Other (expense) income, net	(250,415)	63,053	(320,596)	7,128	(52.2%)
Total	\$ (663,097)	\$ (375,156)	\$ (320,830)	\$ 32,889	(7.3%)

Interest income increased \$23.7 million for the year ended December 31, 2024, as compared to the prior year. On a constant currency basis, interest income increased \$24.2 million. These changes were primarily due to a higher amount of interest-bearing deposits held and a higher effective interest rate on those deposits as compared to the prior year, as well as interest received on a loan to an unconsolidated joint venture.

Interest expense decreased \$0.6 million for the year ended December 31, 2024, as compared to the prior year. On a constant currency basis, interest expense decreased \$0.3 million. These changes were primarily due to a lower average principal amount of variable rate cash-interest bearing debt, partially offset by a higher interest rate on said variable debt as compared to the prior year, as well as a higher average principal amount of fixed rate cash-interest bearing debt accruing interest at a higher weighted-average interest rate.

Non-cash interest expense decreased \$8.2 million for the year ended December 31, 2024, as compared to the prior year. This change was primarily due to lower amortization of accumulated losses related to our interest rate swaps de-designated as cash flow hedges which reached their term end date in 2023.

Loss from extinguishment of debt, net was \$5.9 million for the year ended December 31, 2024 which primarily represents the write-off of \$3.3 million of unamortized financing fees and \$1.2 million of the original issuance discount associated with the repayment of the 2018 Term Loan in January 2024.

Other (expense) income, net includes a \$236.5 million loss on the remeasurement of U.S. dollar denominated intercompany loans with foreign subsidiaries for the year ended December 31, 2024, while the prior year period included an \$81.2 million gain on the remeasurement of U.S. dollar denominated intercompany loans with foreign subsidiaries and a \$7.6 million loss on the sale of tower assets.

Provision for Income Taxes:

	For the year ended December 31,		Foreign	Constant	Constant
	2024	2023	Currency Impact	Currency Change	Currency % Change
	(in thousands)				
Provision for income taxes	\$ (23,989)	\$ (51,088)	\$ 112,443	\$ (85,344)	363.4%

Provision for income taxes decreased \$27.1 million for the year ended December 31, 2024, as compared to the prior year. On a constant currency basis, provision for income taxes increased \$85.3 million. These changes were primarily due to an increase in deferred taxes primarily due to the release of the valuation allowance on the domestic TRS in the prior year, partially offset by a decrease in current taxes.

Net Income:

	For the year ended December 31,		Foreign	Constant	Constant
	2024	2023	Currency Impact	Currency Change	Currency % Change
	(in thousands)				
Net income	\$ 748,677	\$ 497,415	\$ (221,828)	\$ 473,090	105.5%

Net income increased \$251.3 million for the year ended December 31, 2024, as compared to the prior year. On a constant currency basis, net income increased \$473.1 million. These changes were primarily due to increases in site leasing operating income (inclusive of a \$372.5 million benefit related to our revision of the estimated useful lives of our towers and certain related intangible assets), interest income, and other (expense) income, net, and a decrease in non-cash interest expense, partially offset by increases in provision for income taxes and loss from extinguishment of debt, net and a decrease in site development operating income.

Year Ended 2023 Compared to Year Ended 2022

For a discussion of our 2023 Results of Operations, including a discussion of our financial results for the fiscal year ended December 31, 2023 compared to the fiscal year ended December 31, 2022, refer to Part I, Item 7 of our annual report on Form 10-K filed with the SEC on February 28, 2024.

NON-GAAP FINANCIAL MEASURES

This report contains information regarding Adjusted EBITDA, a non-GAAP measure. We have provided below a description of Adjusted EBITDA, a reconciliation of Adjusted EBITDA to its most directly comparable GAAP measure and an explanation as to why management utilizes this measure. This report also presents our financial results and other financial metrics after eliminating the impact of changes in foreign currency exchange rates. We believe that providing these financial results and metrics on a constant currency basis, which are non-GAAP measures, gives management and investors the ability to evaluate the performance of our business without the impact of foreign currency exchange rate fluctuations. We eliminate the impact of changes in foreign currency exchange rates by dividing the current period's financial results by the average monthly exchange rates of the prior year period, as well as by eliminating the impact of the remeasurement of our intercompany loans.

Adjusted EBITDA

We define Adjusted EBITDA as net income excluding the impact of non-cash straight-line leasing revenue, non-cash straight-line ground lease expense, non-cash compensation, net loss from extinguishment of debt, other income and expenses, acquisition and new business initiatives related adjustments and expenses, asset impairment and decommission costs, interest income, interest expenses, depreciation, accretion, and amortization, and income taxes.

We believe that Adjusted EBITDA is useful to investors or other interested parties in evaluating our financial performance. Adjusted EBITDA is the primary measure used by management (1) to evaluate the economic productivity of our operations and (2) for purposes of making decisions about allocating resources to, and assessing the performance of, our operations. Management believes that Adjusted EBITDA helps investors or other interested parties to meaningfully evaluate and compare the results of our operations (1) from period to period and (2) to our competitors, by excluding the impact of our capital structure (primarily interest charges from our outstanding debt) and asset base (primarily depreciation, amortization, and accretion) from our financial results. Management also believes Adjusted EBITDA is frequently used by investors or other interested parties in the evaluation of REITs. In addition, Adjusted EBITDA is similar to the measure of current financial performance generally used by our lenders to determine compliance with certain covenants under our Senior Credit Agreement and the indentures relating to the 2020 Senior Notes and 2021 Senior Notes. Adjusted EBITDA should be considered only as a supplement to net income computed in accordance with GAAP as a measure of our performance.

	For the year ended December 31,		Foreign	Constant	Constant
	2024	2023	Currency Impact	Currency Change	Currency % Change
	(in thousands)				
Net income	\$ 748,677	\$ 497,415	\$ (221,828)	\$ 473,090	105.5%
Non-cash straight-line leasing revenue	(10,851)	(25,206)	(160)	14,515	(57.6%)
Non-cash straight-line ground lease expense	(7,668)	(686)	(201)	(6,781)	988.5%
Non-cash compensation	74,374	87,919	(521)	(13,024)	(14.8%)
Loss from extinguishment of debt, net	5,940	—	—	5,940	—%
Other expense (income), net	250,415	(63,053)	320,596	(7,128)	52.2%
Acquisition and new business initiatives related adjustments and expenses	25,946	21,671	(467)	4,742	21.9%
Asset impairment and decommission costs	107,925	169,387	(3,762)	(57,700)	(34.1%)
Interest income	(41,962)	(18,305)	515	(24,172)	132.1%
Interest expense ⁽¹⁾	448,704	456,514	(281)	(7,529)	(1.6%)
Depreciation, accretion, and amortization	269,517	716,309	(5,893)	(440,899)	(61.6%)
Provision for income taxes ⁽²⁾	23,328	51,885	(112,444)	83,887	345.5%
Adjusted EBITDA	<u>\$ 1,894,345</u>	<u>\$ 1,893,850</u>	<u>\$ (24,446)</u>	<u>\$ 24,941</u>	1.3%

- (1) Total interest expense includes interest expense, non-cash interest expense, and amortization of deferred financing fees.
- (2) Provision for income taxes includes a \$0.7 million benefit from franchise and gross receipts taxes for the year ended December 31, 2024 and \$0.8 million of franchise taxes for the year ended December 31, 2023 reflected in selling, general, and administrative expenses on the Consolidated Statement of Operations.

Adjusted EBITDA increased \$0.5 million for the year ended December 31, 2024, as compared to the prior year. On a constant currency basis, Adjusted EBITDA increased \$24.9 million. These changes were primarily due to an increase in site leasing segment operating profit, partially offset by a decrease in site development segment operating profit and an increase in cash selling, general, and administrative expenses.

LIQUIDITY AND CAPITAL RESOURCES

SBAC is a holding company with no business operations of its own. SBAC's only significant asset is 100% of the outstanding capital stock of SBA Telecommunications, LLC ("Telecommunications"), which is also a holding company that owns equity interests in entities that directly or indirectly own all of our domestic and international towers and assets. We conduct all of our business operations through Telecommunications' subsidiaries. Accordingly, our only source of cash to pay our obligations, other than financings, is distributions with respect to our ownership interest in our subsidiaries from the net earnings and cash flow generated by these subsidiaries.

A summary of our cash flows is as follows:

	For the year ended December 31,	
	2024	2023
	(in thousands)	
Cash provided by operating activities	\$ 1,334,866	\$ 1,544,393
Cash used in investing activities	(809,310)	(468,246)
Cash provided by (used in) financing activities	645,742	(1,017,218)
Change in cash, cash equivalents, and restricted cash	1,171,298	58,929
Effect of exchange rate changes on cash, cash equiv., and restricted cash	(21,587)	2,734
Cash, cash equivalents, and restricted cash, beginning of year	250,946	189,283
Cash, cash equivalents, and restricted cash, end of year	<u>\$ 1,400,657</u>	<u>\$ 250,946</u>

Operating Activities

Cash provided by operating activities was \$1.3 billion for the year ended December 31, 2024 as compared to \$1.5 billion for the year ended December 31, 2023. The decrease was primarily due to an increase in cash outflows associated with working capital changes related to the timing of customer payments and increases in cash selling, general, and administrative expenses and cash asset impairment and decommission costs as well as a decrease in site development segment operating profit, partially offset by increases in site leasing segment operating profit and interest income.

Investing Activities

A detail of our cash capital expenditures is as follows:

	For the year ended December 31,	
	2024	2023
	(in thousands)	
Acquisitions of towers and related assets	\$ (243,635)	\$ (86,686)
Land buyouts and other assets ⁽¹⁾	(56,176)	(43,275)
Construction and related costs	(119,853)	(98,128)
Augmentation and tower upgrades	(53,554)	(82,493)
Tower maintenance	(49,210)	(50,463)
General corporate	(5,532)	(5,614)
Other investing activities ⁽²⁾⁽³⁾	(281,350)	(101,587)
Net cash used in investing activities	<u>\$ (809,310)</u>	<u>\$ (468,246)</u>

- (1) Excludes \$24.9 million and \$17.6 million spent to extend ground lease terms for the years ended December 31, 2024 and 2023, respectively. We recorded these amounts in prepaid expenses and other assets within the changes in operating assets and liabilities, net of acquisitions section of our Consolidated Statements of Cash Flows.
- (2) Includes amounts paid for the purchase of and received from the sale of short-term investments during the years ended December 31, 2024 and 2023.
- (3) Includes \$11.1 million and \$100.5 million of loans to an unconsolidated joint venture for the years ended December 31, 2024 and 2023, respectively.

During the fourth quarter of 2024, we entered into an agreement to purchase over 7,000 communication sites in Central America from Millicom International Cellular S.A. ("Millicom") for approximately \$975.0 million in cash. These sites are located in Guatemala, Honduras, Panama, El Salvador, and Nicaragua, with significantly all cash flows denominated in USD. Upon closing, Millicom will enter into country-specific MLAs to lease back space on all acquired sites for an initial term of 15 years. The MLAs will also incorporate an extension to our approximately 1,500 existing site leases with Millicom for a new 15-year term. Additionally, as part of the purchase agreement, we have agreed to a seven-year exclusivity right with Millicom for us to build up to 2,500 build-to-suit sites in Central America for Millicom with new leases on any sites built having an initial lease term of 15 years. This transaction has an estimated closing date of September 1, 2025; however, the ultimate closing is dependent upon regulatory approvals and other requirements and may differ from this date.

In addition to the Millicom transaction, subsequent to December 31, 2024, we purchased or are under contract to purchase 32 communication sites for an aggregate consideration of \$14.6 million in cash. We anticipate that these acquisitions will be closed by the end of the second quarter of 2025.

For 2025, we expect to incur non-discretionary cash capital expenditures associated with tower maintenance and general corporate expenditures of \$53.0 million to \$63.0 million and discretionary cash capital expenditures, based on current or potential acquisition obligations, planned new tower construction, forecasted tower augmentations, and forecasted ground lease purchases, of \$1,255.0 million to \$1,275.0 million. We expect to fund these cash capital expenditures from cash on hand, cash flow from operations, and borrowings under the Revolving Credit Facility or new financings. The exact amount of our future cash capital expenditures will depend on a number of factors, including amounts necessary to support our tower portfolio, our new tower build and acquisition programs, and our ground lease purchase program.

Financing Activities

A detail of our financing activities is as follows:

	For the year ended December 31,	
	2024	2023
	(in thousands)	
Net repayments under Revolving Credit Facility ⁽¹⁾	\$ (180,000)	\$ (540,000)
Proceeds from issuance of Term Loans, net of fees ⁽¹⁾	2,280,565	—
Repayment of Term Loans ⁽¹⁾	(2,292,244)	(24,000)
Proceeds from issuance of Tower Securities, net of fees ⁽¹⁾	2,052,136	—
Repayment of Tower Securities ⁽¹⁾	(620,269)	—
Repurchase and retirement of common stock ⁽²⁾	(200,019)	(100,010)
Payment of dividends on common stock	(424,191)	(369,960)
Proceeds from employee stock purchase/stock option plans, net of taxes	17,185	16,715
Other financing activities	12,579	37
Net cash provided by (used in) financing activities	<u>\$ 645,742</u>	<u>\$ (1,017,218)</u>

- (1) For additional information regarding our debt instruments and financings, refer to “Debt Instruments and Debt Service Requirements” below.
- (2) As of the date of this filing, we had \$204.7 million remaining under the current authorized share repurchase plan.

For a discussion of our Liquidity and Capital Resources for the fiscal year ended December 31, 2023 compared to the fiscal year ended December 31, 2022, refer to Part I, Item 7 of our annual report on Form 10-K filed with the SEC on February 28, 2024.

Dividends

For the year ended December 31, 2024, we paid the following cash dividends:

Date Declared	Payable to Shareholders of Record at the Close of Business on	Cash Paid Per Share	Aggregate Amount Paid	Date Paid
February 26, 2024	March 14, 2024	\$0.98	\$108.1 million ⁽¹⁾	March 28, 2024
April 29, 2024	May 23, 2024	\$0.98	\$105.3 million	June 18, 2024
July 28, 2024	August 22, 2024	\$0.98	\$105.3 million	September 18, 2024
October 27, 2024	November 14, 2024	\$0.98	\$105.4 million	December 12, 2024

- (1) Amount reflected includes the payment of \$1.9 million in dividend equivalents.

Dividends paid in 2024 and 2023 were ordinary taxable dividends.

Subsequent to December 31, 2024, we declared the following cash dividends:

Date Declared	Payable to Shareholders of Record at the Close of Business on	Cash to be Paid Per Share	Date to be Paid
February 23, 2025	March 13, 2025	\$1.11	March 27, 2025

The amount of future distributions will be determined, from time to time, by our Board of Directors to balance our goal of increasing long-term shareholder value and retaining sufficient cash to implement our current capital allocation policy, which prioritizes investment in quality assets that meet our return criteria, and then stock repurchases when we believe our stock price is below its intrinsic value. The actual amount, timing, and frequency of future dividends will be at the sole discretion of our Board of Directors and will be declared based upon various factors, many of which are beyond our control.

Registration Statements

We have on file with the Commission a shelf registration statement on Form S-4 registering shares of Class A common stock that we may issue in connection with the acquisition of wireless communication towers or antenna sites and related assets or companies who own wireless communication towers, antenna sites, or related assets. During the year ended December 31, 2024, we did not issue any shares of Class A common stock under this registration statement. As of December 31, 2024, we had approximately 1.2 million shares of Class A common stock remaining under this registration statement.

On February 29, 2024, we filed with the Commission an automatic shelf registration statement for well-known seasoned issuers on Form S-3ASR which enables us to issue shares of our Class A common stock, preferred stock, debt securities, warrants, or depositary shares as well as units that include any of these securities. We will file a prospectus supplement containing the amount and type of securities each time we issue securities under our automatic shelf registration statement on Form S-3ASR. During the year ended December 31, 2024, we did not issue any securities under our automatic shelf registration statement.

Debt Instruments and Debt Service Requirements

The Senior Credit Agreement

On January 25, 2024, we, through our wholly owned subsidiary SBA Senior Finance II, amended and restated our Senior Credit Agreement to (1) issue a new \$2.3 billion Term Loan and retire the 2018 Term Loan, (2) increase the total commitments under the Revolving Credit Facility from \$1.5 billion to \$1.75 billion, (3) extend the maturity date of the Revolving Credit Facility to January 25, 2029, and (4) amend certain other terms and conditions under the Senior Credit Agreement.

On February 23, 2024, we, through our wholly owned subsidiary, SBA Senior Finance II LLC, further increased the total commitments under the Revolving Credit Facility from \$1.75 billion to \$2.0 billion.

On October 2, 2024, we, through our wholly owned subsidiary, SBA Senior Finance II, amended our Senior Credit Agreement to (1) reduce the stated rate of interest of the Initial Term Loans from, at SBA Senior Finance II's election, the Base Rate plus 100 basis points or Term SOFR plus 200 basis points to, at SBA Senior Finance II's election, the Base Rate plus 75 basis points or Term SOFR plus 175 basis points, and (2) amend certain other terms and conditions under the Senior Credit Agreement.

Terms of the Senior Credit Agreement

The Senior Credit Agreement requires SBA Senior Finance II to maintain specific financial ratios, including (1) a ratio of Consolidated Net Debt to Annualized Borrower EBITDA not to exceed 6.5 times for any fiscal quarter, (2) a ratio of Consolidated Net Debt (calculated in accordance with the Senior Credit Agreement) to Annualized Borrower EBITDA for the most recently ended fiscal quarter not to exceed 6.5 times for 30 consecutive days, and (3) a ratio of Annualized Borrower EBITDA to Annualized Cash Interest Expense (calculated in accordance with the Senior Credit Agreement) of not less than 2.0 times for any fiscal quarter. The Senior Credit Agreement contains customary affirmative and negative covenants that, among other things, limit the ability of SBA Senior Finance II and its subsidiaries to incur indebtedness, grant certain liens, make certain investments, enter into sale leaseback transactions, merge or consolidate, make certain restricted payments, enter into transactions with affiliates, and engage in certain asset dispositions, including a sale of all or substantially all of their property. The Senior Credit Agreement is also subject to customary events of default. Pursuant to the Second Amended and Restated Guarantee and Collateral Agreement, amounts borrowed under the Revolving Credit Facility, the Term Loans and certain hedging transactions that may be entered into by SBA Senior Finance II or the Subsidiary Guarantors (as defined in the Senior Credit Agreement) with lenders or their affiliates are secured by a first lien on the

membership interests of SBA Telecommunications, LLC, SBA Senior Finance, LLC and SBA Senior Finance II and on substantially all of the assets (other than leasehold, easement and fee interests in real property) of SBA Senior Finance II and the Subsidiary Guarantors.

The Senior Credit Agreement permits SBA Senior Finance II, without the consent of the other lenders, to request that one or more lenders provide SBA Senior Finance II with increases in the Revolving Credit Facility or additional term loans provided that after giving effect to the proposed increase in Revolving Credit Facility commitments or incremental term loans the ratio of Consolidated Net Debt to Annualized Borrower EBITDA would not exceed 6.5 times. SBA Senior Finance II's ability to request such increases in the Revolving Credit Facility or additional term loans is subject to its compliance with customary conditions set forth in the Senior Credit Agreement including compliance, on a pro forma basis, with the financial covenants and ratios set forth therein and, with respect to any additional term loan, an increase in the margin on existing term loans to the extent required by the terms of the Senior Credit Agreement. Upon SBA Senior Finance II's request, each lender may decide, in its sole discretion, whether to increase all or a portion of its Revolving Credit Facility commitment or whether to provide SBA Senior Finance II with additional term loans and, if so, upon what terms. As of December 31, 2024, SBA Senior Finance II was in compliance with the financial covenants contained in the Senior Credit Agreement.

Revolving Credit Facility under the Senior Credit Agreement

The Revolving Credit Facility consists of a revolving loan under which up to \$2.0 billion aggregate principal amount may be borrowed, repaid and redrawn, based upon specific financial ratios and subject to the satisfaction of other customary conditions to borrowing through the maturity date of January 25, 2029. Amounts borrowed under the Revolving Credit Facility accrue interest, at SBA Senior Finance II's election, at either (1) the Eurodollar Rate or Term SOFR Rate plus a margin that ranges from 112.5 basis points to 150.0 basis points or (2) the Base Rate plus a margin that ranges from 12.5 basis points to 50.0 basis points, in each case based on the ratio of Consolidated Net Debt to Annualized Borrower EBITDA, calculated in accordance with the Senior Credit Agreement. In addition, SBA Senior Finance II is required to pay a commitment fee of between 0.15% and 0.25% per annum on the amount of unused commitment. Furthermore, the Revolving Credit Facility incorporates sustainability-linked targets which will adjust the Revolving Credit Facility's applicable interest and commitment fee rates upward or downward based on how we perform against those targets. Borrowings under the Revolving Credit Facility may be used for general corporate purposes. SBA Senior Finance II may, from time to time, borrow from and repay the Revolving Credit Facility. Consequently, the amount outstanding under the Revolving Credit Facility at the end of the period may not be reflective of the total amounts outstanding during such period.

The key terms of the Revolving Credit Facility are as follows:

	Interest Rate as of December 31, 2024 ⁽¹⁾	Unused Commitment Fee as of December 31, 2024 ⁽²⁾
Revolving Credit Facility	5.407%	0.140%

- (1) The rate reflected includes a 0.050% reduction in the applicable spread as a result of meeting certain sustainability-linked targets as of December 31, 2023.
- (2) The rate reflected includes a 0.010% reduction in the applicable commitment fee as a result of meeting certain sustainability-linked targets as of December 31, 2023.

The table below summarizes our Revolving Credit Facility activity during the years ended December 31, 2024 and 2023 (in thousands):

	For the year ended December 31,	
	2024	2023
Beginning outstanding balance	\$ 180,000	\$ 720,000
Borrowings	370,000	190,000
Repayments	(550,000)	(730,000)
Ending outstanding balance	\$ —	\$ 180,000

Subsequent to December 31, 2024, we made no borrowings under the Revolving Credit Facility.

Term Loan under the Senior Credit Agreement

2024 Term Loan

On January 25, 2024, we, through our wholly owned subsidiary, SBA Senior Finance II, issued a term loan (the “2024 Term Loan”) under the amended and restated Senior Credit Agreement. The 2024 Term Loan consists of a senior secured term loan with an initial aggregate principal amount of \$2.3 billion that matures on January 25, 2031. The 2024 Term Loan (as amended on October 2, 2024) accrues interest, at SBA Senior Finance II’s election, at either the Base Rate (with a zero Base Rate floor) plus 75 basis points or at Term SOFR (with a floor of 0%) plus 175 basis points. The 2024 Term Loan was issued at 99.75% of par value. The proceeds from the 2024 Term Loan were used to retire our 2018 Term Loan and to pay related fees and expenses. The 2024 Term Loan has a blended rate of 2.428%, which includes the impact of the current interest rate swap. Excluding the impact of the interest rate swap, the 2024 Term Loan was accruing interest at 6.110% as of December 31, 2024.

Principal payments on the 2024 Term Loan are made in quarterly installments on the last day of each March, June, September, and December in an amount equal to \$5.75 million. We incurred financing fees of approximately \$19.4 million in relation to this transaction, which are being amortized through the maturity date.

During the year ended December 31, 2024, we repaid an aggregate of \$17.3 million of principal on the 2024 Term Loan. As of December 31, 2024, the 2024 Term Loan had a principal balance of \$2.3 billion.

2018 Term Loan

The 2018 Term Loan consisted of a senior secured term loan with an initial aggregate principal amount of \$2.4 billion that was set to mature on April 11, 2025. The 2018 Term Loan accrued interest, at SBA Senior Finance II’s election, at either the Base Rate plus 75 basis points (with a zero Base Rate floor) or the Eurodollar Rate plus 175 basis points (with a zero Eurodollar Rate floor).

On January 25, 2024, we, through our wholly owned subsidiary, SBA Senior Finance II, retired the 2018 Term Loan. In connection with the repayment, we expensed \$3.3 million of net deferred financing fees and \$1.2 million of original issuance discount related to the debt.

Interest Rate Swaps

On August 4, 2020, we, through our wholly owned subsidiary, SBA Senior Finance II, entered into an interest rate swap which swapped \$1.95 billion of notional value accruing interest at one month LIBOR plus 175 basis points for an all-in fixed rate of 1.874% per annum through July 31, 2023.

On June 21, 2023, we, through our wholly owned subsidiary, SBA Senior Finance II, amended our existing interest rate swap agreement which swapped \$1.95 billion of notional value accruing interest at one month Term SOFR plus 185 basis points for an all-in fixed rate of 1.900% per annum from August 1, 2023 through January 25, 2024 (the repayment date of the 2018 Term Loan and issuance date of the 2024 Term Loan). The swap remains in effect under the 2024 Term Loan (as amended on October 2, 2024) and swaps \$1.95 billion of notional value accruing interest at one month Term SOFR plus 175 basis points for an all-in fixed rate of 1.800% per annum through March 31, 2025.

On November 3, 2023, we, through our wholly owned subsidiary, SBA Senior Finance II, entered into a forward-starting interest rate swap agreement which will swap \$1.0 billion of notional value accruing interest at one month Term SOFR plus 175 basis points for an all-in fixed rate of 5.580% per annum. On September 6, 2024, we, through our wholly owned subsidiary, SBA Senior Finance II, entered into an additional forward-starting interest rate swap agreement to swap \$1.0 billion of notional value accruing interest at one month Term SOFR plus 175 basis points for an all-in fixed rate of 4.750% per annum (collectively the “forward-starting swaps”). The forward-starting swaps have an effective start date of March 31, 2025 (coinciding with the expiration date of the current \$1.95 billion notional value swap) and a maturity date of April 11, 2028. The combined notional value of both forward-starting swaps of \$2.0 billion will effectively fix one month term SOFR for a blended all-in fixed rate of 5.165% per annum through April 11, 2028.

Secured Tower Revenue Securities

Tower Revenue Securities Terms

As of December 31, 2024, we, through a New York common law trust (the “Trust”), had issued and outstanding an aggregate of \$8.4 billion of Secured Tower Revenue Securities (“Tower Securities”). The sole asset of the Trust consists of a non-recourse mortgage loan made in favor of certain of our subsidiaries that are borrowers on the mortgage loan (the “Borrowers”) under which there is a loan tranche for each Tower Security outstanding with the same interest rate and maturity date as the corresponding Tower Security. The mortgage loan will be paid from the operating cash flows from the aggregate 9,516 tower sites owned by the Borrowers as of December 31, 2024. The mortgage loan is secured by (1) mortgages, deeds of trust, and deeds to secure debt on a substantial portion of the tower sites, (2) a security interest in the tower sites and substantially all of the Borrowers’ personal property and fixtures, (3) the Borrowers’ rights under certain tenant leases, and (4) all of the proceeds of the foregoing. For each calendar month, SBA Network Management, Inc., an indirect subsidiary (“Network Management”), is entitled to receive a management fee equal to 4.5% of the Borrowers’ operating revenues for the immediately preceding calendar month.

The Borrowers may prepay any of the mortgage loan components, in whole or in part, with no prepayment consideration, (1) within six months (in the case of the component corresponding to the 2024-2C Tower Securities), twelve months (in the case of the component corresponding to the 2019-1C Tower Securities, 2020-1C Tower Securities, 2021-1C Tower Securities, 2021-2C Tower Securities, and 2022-1C Tower Securities), eighteen months (in the case of the components corresponding to the 2020-2C Tower Securities and 2021-3C Tower Securities), or twenty-four months (in the case of the component corresponding to the 2024-1C Tower Securities) of the anticipated repayment date of such mortgage loan component, (2) with proceeds received as a result of any condemnation or casualty of any tower owned by the Borrowers or (3) during an amortization period. In all other circumstances, the Borrowers may prepay the mortgage loan, in whole or in part, upon payment of the applicable prepayment consideration. The prepayment consideration is determined based on the class of the Tower Securities to which the prepaid mortgage loan component corresponds and consists of an amount equal to the net present value associated with the portion of the principal balance being prepaid and calculated in accordance with the formula set forth in the mortgage loan agreement.

To the extent that the mortgage loan components corresponding to the Tower Securities are not fully repaid by their respective anticipated repayment dates, the interest rate of each such component will increase by the greater of (1) 5% and (2) the amount, if any, by which the sum of (x) the 10 year U.S. treasury rate plus (y) the credit-based spread for such component (as set forth in the mortgage loan agreement) plus (z) 5%, exceeds the original interest rate for such component.

Pursuant to the terms of the Tower Securities, all rents and other sums due on any of the towers owned by the Borrowers are directly deposited by the lessees into a controlled deposit account and are held by the indenture trustee. The monies held by the indenture trustee after the release date are classified as short-term restricted cash on the Consolidated Balance Sheets (see Note 4). However, if the Debt Service Coverage Ratio, defined as the net cash flow (as defined in the mortgage loan agreement) divided by the amount of interest on the mortgage loan, servicing fees and trustee fees that the Borrowers are required to pay over the succeeding twelve months, as of the end of any calendar quarter, falls to 1.30x or lower, then all cash flow in excess of amounts required to make debt service payments, to fund required reserves, to pay management fees and budgeted operating expenses and to make other payments required under the loan documents, referred to as “excess cash flow,” will be deposited into a reserve account instead of being released to the Borrowers. The funds in the reserve account will not be released to the Borrowers unless the Debt Service Coverage Ratio exceeds 1.30x for two consecutive calendar quarters. If the Debt Service Coverage Ratio falls below 1.15x as of the end of any calendar quarter, then an “amortization period” will commence and all funds on deposit in the reserve account will be applied to prepay the mortgage loan until such time that the Debt Service Coverage Ratio exceeds 1.15x for a calendar quarter. In addition, if any of the Tower Securities are not fully repaid by their respective anticipated repayment dates, the cash flow from the towers owned by the Borrowers will be trapped by the trustee for the Tower Securities and applied first to repay the interest, at the original interest rates, on the mortgage loan components underlying the Tower Securities, second to fund all reserve accounts and operating expenses associated with those towers, third to pay the management fees due to Network Management, fourth to repay principal of the Tower Securities and fifth to repay the additional interest discussed above. Furthermore, the advance rents reserve requirement states that the Borrowers are required to maintain an advance rents reserve at any time the monthly tenant Debt Service Coverage Ratio is equal to or less than 2:1 and for two calendar months after such coverage ratio again exceeds 2:1. The mortgage loan agreement, as amended, also includes covenants customary for mortgage loans subject to rated securitizations. Among other things, the Borrowers are prohibited from incurring other indebtedness for borrowed money or further encumbering their assets.

The table below sets forth the material terms of our outstanding Tower Securities as of December 31, 2024:

Security	Issue Date	Amount Outstanding (in millions)	Interest Rate ⁽¹⁾	Anticipated Repayment Date	Final Maturity Date
2019-1C Tower Securities ⁽²⁾	Sep. 13, 2019	\$1,165.0	2.836%	Jan. 12, 2025	Jan. 12, 2050
2020-1C Tower Securities	Jul. 14, 2020	\$750.0	1.884%	Jan. 9, 2026	Jul. 11, 2050
2020-2C Tower Securities	Jul. 14, 2020	\$600.0	2.328%	Jan. 11, 2028	Jul. 9, 2052
2021-1C Tower Securities	May 14, 2021	\$1,165.0	1.631%	Nov. 9, 2026	May 9, 2051
2021-2C Tower Securities	Oct. 27, 2021	\$895.0	1.840%	Apr. 9, 2027	Oct. 10, 2051
2021-3C Tower Securities	Oct. 27, 2021	\$895.0	2.593%	Oct. 9, 2031	Oct. 10, 2056
2022-1C Tower Securities	Nov. 23, 2022	\$850.0	6.599%	Jan. 11, 2028	Nov. 9, 2052
2024-1C Tower Securities	Oct. 11, 2024	\$1,450.0	4.831%	Oct. 9, 2029	Oct. 8, 2054
2024-2C Tower Securities ⁽³⁾	Oct. 11, 2024	\$620.0	4.654%	Oct. 8, 2027	Oct. 8, 2054

(1) Interest paid monthly.

(2) On January 15, 2025, we repaid the aggregate amount of the 2019-1C Tower Securities.

(3) The interest rate reflected is the all-in fixed rate which includes the impact of our treasury lock agreement entered on September 11, 2024. The treasury lock agreement fixed the three-year treasury rate at 3.3985% for \$620.0 million of notional value related to the 2024-2C Tower Securities issued on October 11, 2024. Excluding the impact of the treasury lock agreement, the 2024-2C Tower Securities accrue interest at 5.115%.

Risk Retention Tower Securities

The table below sets forth the material terms of our outstanding Risk Retention Tower Securities as of December 31, 2024:

Security	Issue Date	Amount Outstanding (in millions)	Interest Rate ⁽¹⁾	Anticipated Repayment Date	Final Maturity Date
2019-1R Tower Securities ⁽²⁾	Sep. 13, 2019	\$61.4	4.213%	Jan. 12, 2025	Jan. 12, 2050
2020-2R Tower Securities	Jul. 14, 2020	\$71.1	4.336%	Jan. 11, 2028	Jul. 9, 2052
2021-1R Tower Securities	May 14, 2021	\$61.4	3.598%	Nov. 9, 2026	May 9, 2051
2021-3R Tower Securities	Oct. 27, 2021	\$94.3	4.090%	Oct. 9, 2031	Oct. 10, 2056
2022-1R Tower Securities	Nov. 23, 2022	\$44.8	7.870%	Jan. 11, 2028	Nov. 9, 2052
2024-1R Tower Securities	Oct. 11, 2024	\$108.7	6.252%	Oct. 9, 2029	Oct. 8, 2054

(1) Interest paid monthly.

(2) On January 15, 2025, we repaid the aggregate amount of the 2019-1R Tower Securities.

To satisfy certain risk retention requirements of Regulation RR promulgated under the Exchange Act, SBA Guarantor, LLC, a wholly owned subsidiary, purchased the Risk Retention Tower Securities. Principal and interest payments made on the 2019-1R Tower Securities, 2020-2R Tower Securities, 2021-1R Tower Securities, 2021-3R Tower Securities, 2022-1R Tower Securities, and 2024-1R Tower Securities eliminate in consolidation.

Debt Covenants

As of December 31, 2024, the Borrowers met the debt service coverage ratio required by the mortgage loan agreement and were in compliance with all other covenants as set forth in the agreement.

Senior Notes

The table below sets forth the material terms of our outstanding senior notes as of December 31, 2024:

Senior Notes	Issue Date	Amount Outstanding (in millions)	Interest Rate Coupon	Maturity Date	Interest Due Dates	Optional Redemption Date
2020 Senior Notes	Feb. 4, 2020	\$1,500.0	3.875%	Feb. 15, 2027	Feb. 15 & Aug. 15	Feb. 15, 2024
2021 Senior Notes	Jan. 29, 2021	\$1,500.0	3.125%	Feb. 1, 2029	Feb. 1 & Aug. 1	Feb. 1, 2024

Each of our senior notes is subject to redemption, at our option, in whole or in part on or after the date set forth above. During the subsequent three twelve-month periods, the senior notes are redeemable, at our option, at reducing redemption prices based on the applicable interest rate coupon (as set forth in the indenture) plus accrued and unpaid interest. Subsequent to such date, the senior notes become redeemable until maturity at 100% of the principal plus accrued and unpaid interest. We may redeem each of the senior notes during the time periods and at the redemption prices set forth in the indentures.

Indentures Governing Senior Notes

The Indentures governing the Senior Notes contain customary covenants, subject to a number of exceptions and qualifications, including restrictions on the ability of SBAC and Telecommunications to (1) incur additional indebtedness unless the Consolidated Indebtedness to Annualized Consolidated Adjusted EBITDA Ratio (as defined in the Indenture), pro forma for the additional indebtedness does not exceed, with respect to any fiscal quarter, 9.5x for SBAC, (2) merge, consolidate, or sell assets, (3) make restricted payments, including dividends or other distributions, (4) enter into transactions with affiliates, and (5) enter into sale and leaseback transactions and restrictions on the ability of the Restricted Subsidiaries of SBAC (as defined in the Indentures) to incur liens securing indebtedness.

Debt Service

As of December 31, 2024, we believe that our cash on hand, capacity available under our Revolving Credit Facility, and cash flows from operations for the next twelve months will be sufficient to service our outstanding debt during the next twelve months.

The following table illustrates our estimate of our debt service requirement over the next twelve months ended December 31, 2025 based on the amounts outstanding as of December 31, 2024 and the interest rates accruing on those amounts on such date (in thousands):

Revolving Credit Facility ⁽¹⁾	\$	2,800
2024 Term Loan ⁽²⁾		127,290
2019-1C Tower Securities ⁽³⁾		1,166,297
2020-1C Tower Securities		14,368
2020-2C Tower Securities		14,159
2021-1C Tower Securities		19,371
2021-2C Tower Securities		16,752
2021-3C Tower Securities		23,491
2022-1C Tower Securities		56,362
2024-1C Tower Securities		70,510
2024-2C Tower Securities		29,052
2020 Senior Notes		58,125
2021 Senior Notes		46,875
Total debt service for the next 12 months	\$	<u>1,645,452</u>

- (1) As of December 31, 2024, no amount was outstanding under the Revolving Credit Facility. Subsequent to December 31, 2024, we made no borrowings under the Revolving Credit Facility.
- (2) Total debt service on the 2024 Term Loan includes the impact of the interest rate swap which swaps \$1.95 billion of notional value accruing interest at Term SOFR plus 175 basis points for an all-in fixed rate of 1.800% per annum through March 31, 2025 and the forward-starting interest rate swaps, which will swap \$2.0 billion of notional value accruing interest at Term SOFR plus 175 basis points for a blended all-in fixed rate of 5.165% per annum beginning March 31, 2025 through April 11, 2028.
- (3) On January 15, 2025, we repaid the full amount of the 2019-1C Tower Securities.

Inflation

The impact of inflation on our operations has not been material to date. However, the impact of higher interest rates, has impacted, and is expected to continue to impact, our growth rate and future operating results. Higher interest rates have impacted, and are expected to continue to impact, the ability and willingness of wireless service providers to incur capital expenditures at prior levels to expand their networks, which could adversely affect our future revenue growth rates. In addition, increased interest rates may adversely affect our costs to refinance our indebtedness at maturity. In addition, persistent high rates of inflation could adversely affect our future operating results particularly in light of the fact that our site leasing revenues are governed by long-term contracts with pre-

determined pricing that we will not be able to increase in response to increases in inflation other than our contracts in South America and Africa which have inflationary index-based rent escalators.

ITEM 7A. QUANTITATIVE AND QUALITATIVE DISCLOSURES ABOUT MARKET RISK

We are exposed to certain market risks that are inherent in our financial instruments. These instruments arise from transactions entered into in the normal course of business.

The following table presents the future principal payment obligations, fair values, and interest payments associated with our long-term debt instruments assuming our actual level of long-term indebtedness as of December 31, 2024:

	2025	2026	2027	2028	2029	Thereafter	Total	Fair Value
(in thousands)								
2024 Term Loan	\$ 23,000	\$ 23,000	\$ 23,000	\$ 23,000	\$ 23,000	\$ 2,167,750	\$ 2,282,750	\$ 2,282,750
2019-1C Tower Securities ⁽¹⁾	1,165,000	—	—	—	—	—	1,165,000	1,128,803
2020-1C Tower Securities ⁽¹⁾	—	750,000	—	—	—	—	750,000	726,038
2020-2C Tower Securities ⁽¹⁾	—	—	—	600,000	—	—	600,000	516,342
2021-1C Tower Securities ⁽¹⁾	—	1,165,000	—	—	—	—	1,165,000	1,008,331
2021-2C Tower Securities ⁽¹⁾	—	—	895,000	—	—	—	895,000	763,757
2021-3C Tower Securities ⁽¹⁾	—	—	—	—	—	895,000	895,000	679,144
2022-1C Tower Securities ⁽¹⁾	—	—	—	850,000	—	—	850,000	878,475
2024-1C Tower Securities ⁽¹⁾	—	—	—	—	1,450,000	—	1,450,000	1,453,292
2024-2C Tower Securities ⁽¹⁾	—	—	620,000	—	—	—	620,000	618,698
2020 Senior Notes	—	—	1,500,000	—	—	—	1,500,000	1,440,270
2021 Senior Notes	—	—	—	—	1,500,000	—	1,500,000	1,353,750
Total debt obligation	\$ 1,188,000	\$ 1,938,000	\$ 3,038,000	\$ 1,473,000	\$ 2,973,000	\$ 3,062,750	\$ 13,672,750	\$ 12,849,650
Interest payments ⁽²⁾	\$ 457,452	\$ 469,360	\$ 384,500	\$ 279,785	\$ 218,528	\$ 345,873	\$ 2,155,498	

- (1) For information on the anticipated repayment date and final maturity date for each tower security, refer to Debt Instruments and Debt Service Requirements above.
- (2) Represents interest payments based on the 2019-1C Tower Securities interest rate of 2.836%, the 2020-1C Tower Securities interest rate of 1.884%, the 2020-2C Tower Securities interest rate of 2.328%, the 2021-1C Tower Securities interest rate of 1.631%, the 2021-2C Tower Securities interest rate of 1.840%, the 2021-3C Tower Securities interest rate of 2.593%, the 2022-1C Tower Securities interest rate of 6.599%, the 2024-1C Tower Securities interest rate of 4.831%, the 2024-2C Tower Securities of all-in interest rate of 4.654%, the 2024 Term Loan at an average interest rate of 2.428% (which includes the impact of interest rate swaps) as of December 31, 2024, the 2020 Senior Notes interest rate of 3.875%, and the 2021 Senior Notes interest rate of 3.125%.

Our current primary market risk exposure is (1) interest rate risk relating to our ability to refinance our debt at commercially reasonable rates, if at all, and (2) interest rate risk relating to the impact of interest rate movements on the variable portion of our 2024 Term Loan, and any borrowings that we may incur under our Revolving Credit Facility, which are at floating rates. We manage the interest rate risk on our outstanding debt through our large percentage of fixed rate debt, including interest rate swaps. While we cannot predict our ability to refinance existing debt or the impact interest rate movements will have on our existing debt, we continue to evaluate our financial position on an ongoing basis.

We have performed a sensitivity analysis assuming a hypothetical 1% increase in our variable interest rates as of December 31, 2024. As of December 31, 2024, the analysis indicated that such an adverse movement would have caused our interest expense to increase by approximately 1.7% for the year ended December 31, 2024.

We are exposed to market risk from changes in foreign currency exchange rates in connection with our operations in Brazil, Canada, Chile, Peru, Colombia, Costa Rica, South Africa, Tanzania, and to a lesser extent, our markets in Central America. In each of these countries, we pay most of our selling, general, and administrative expenses and a portion of our operating expenses, such as taxes and utilities incurred in the country in local currency. In addition, in Brazil, Canada, Chile, and South Africa, we receive significantly all of our revenue and pay significantly all of our operating expenses in local currency. In Colombia, Costa Rica, Peru, and Tanzania, we receive our revenue and pay our operating expenses in a mix of local currency and U.S. dollars. All transactions denominated in currencies other than the U.S. Dollar are reported in U.S. Dollars at the applicable exchange rate. All assets and liabilities are translated into U.S. Dollars at exchange rates in effect at the end of the applicable fiscal reporting period, and all revenues and expenses are translated at average rates for the period. The cumulative translation effect is included in equity as a

component of Accumulated other comprehensive income (loss). For the year ended December 31, 2024, approximately 21.8% of our revenues and approximately 31.1% of our total operating expenses were denominated in foreign currencies.

We have performed a sensitivity analysis assuming a hypothetical 10% adverse movement in the Brazilian Real from the quoted foreign currency exchange rates at December 31, 2024. The analysis indicated that such an adverse movement would have caused our revenues and operating income to decline by approximately 1.3% and 1.0%, respectively, for the year ended December 31, 2024.

As of December 31, 2024, we had intercompany debt, which is denominated in a currency other than the functional currency of the subsidiary in which it is recorded. As settlement of this debt is anticipated or planned in the foreseeable future, any changes in the foreign currency exchange rates will result in unrealized gains or losses, which will be included in our determination of net income. A change of 10% in the underlying exchange rates of our unsettled intercompany debt at December 31, 2024 would have resulted in approximately \$113.6 million of unrealized gains or losses that would have been included in Other (expense) income, net in our Consolidated Statements of Operations for the year ended December 31, 2024.

Special Note Regarding Forward-Looking Statements

This annual report contains “forward-looking statements” within the meaning of Section 27A of the Securities Act of 1933, as amended, and Section 21E of the Exchange Act. These statements concern expectations, beliefs, projections, plans and strategies, anticipated events or trends and similar expressions concerning matters that are not historical facts. Specifically, this annual report contains forward-looking statements regarding:

- our expectations on the future growth and financial health of the wireless industry and the industry participants, the drivers of such growth, the demand for our towers, the future capital investments of our customers (including with respect to the implementation of broad based 5G availability), future spectrum auctions, the trends developing in our industry, and competitive factors;
- our ability to capture and capitalize on industry growth and the impact of such growth on our financial and operational results;
- our expectations regarding Echostar;
- our expectations regarding the consolidation of wireless service providers and the impact of such consolidation on our financial and operational results;
- our intent to grow our tower portfolio domestically and internationally and expand through acquisitions, new builds and organic lease up on existing towers;
- our belief that over the long-term, site leasing revenues will continue to grow as wireless service providers increase their use of our towers due to increasing minutes of network use and data transfer, network expansion and network coverage requirements;
- our expectation regarding site leasing revenue growth, on an organic basis, in our domestic and international segments, and the drivers of such growth;
- our focus on our site leasing business and belief that our site leasing business is characterized by stable and long-term recurring revenues, reduced exposure to changes in customer spending, predictable operating costs, and minimal non-discretionary capital expenditures;
- our expectation that, due to the nature and mix of our tower portfolio, future expenditures required to maintain these towers will be minimal;
- our expectation regarding the scalability of our operations and growth of our cash flows by adding tenants to our towers at minimal incremental costs and executing monetary amendments;
- our expectations regarding churn rates, including with respect to legacy Sprint leases and Oi leases;
- our expectations regarding the timing for closing of pending acquisitions, including the Millicom transaction;
- our election to be subject to tax as a REIT and our intent to continue to operate as a REIT;
- our beliefs regarding compliance with applicable laws and regulations, including environmental laws, and the impact of various legal proceedings;
- our plans regarding our distribution policy, and the amount and timing of, and source of funds for, any such distributions;
- our expectations regarding the use of NOLs to reduce REIT taxable income;
- our expectations regarding our capital allocation strategies, including future allocation decisions among portfolio growth, stock repurchases, and dividends, the impact of our election to be taxed as a REIT on that strategy, and our goal of increasing our Adjusted Funds From Operations per share;
- our expectations regarding dividends and our ability to grow our dividend in the future and the drivers of such growth;
- our expectations regarding our future cash capital expenditures, both discretionary and non-discretionary, including expenditures required for new builds and to maintain, improve, and modify our towers, ground lease purchases, and general corporate expenditures, and the source of funds for these expenditures;

- our expectations regarding our business strategies, including our strategy for securing rights to the land underlying our towers, and the impact of such strategies on our financial and operational results;
- our intended use of our liquidity;
- our intent to maintain our target leverage levels, including in light of our dividend;
- our expectations regarding our debt service in 2025 and our ability to service our outstanding debt during the next twelve months; and
- our expectations and estimates regarding certain tax and accounting matters, including the impact on our financial statements.

These forward-looking statements reflect our current views about future events and are subject to risks, uncertainties and assumptions. We undertake no obligation to update forward-looking statements to reflect events or circumstances after the date hereof, unless otherwise required by law. We wish to caution readers that certain important factors may have affected and could in the future affect our actual results and could cause actual results to differ significantly from those expressed in any forward-looking statement. The most important factors that could prevent us from achieving our goals, and cause the assumptions underlying forward-looking statements and the actual results to differ materially from those expressed in or implied by those forward-looking statements include, but are not limited to, the following:

- developments in, and macroeconomic influences on, the wireless communications industry in general, and for wireless communications infrastructure providers in particular, that may slow growth or affect our customers' access to sufficient capital, or ability to expend capital to fund network expansion or enhancements;
- the impact of churn based on prior and future consolidation among wireless service providers;
- the ability of Echostar to become and compete as a nationwide carrier;
- the impact of high interest rates on our results of operations and our ability to refinance our existing indebtedness at commercially reasonable rates or at all;
- our ability to continue to comply with covenants and the terms of our credit instruments and our ability to obtain additional financing to fund our capital expenditures;
- our ability to successfully manage the risks associated with international operations, including risks relating to competition, political or economic conditions, inflation, potential tariffs, tax laws, currency restrictions and exchange rate fluctuations, legal or judicial systems, and land ownership, including land ownership risks with respect to towers we don't own;
- our ability to successfully manage the risks associated with our acquisition initiatives, including our ability to satisfactorily complete due diligence on acquired towers, the amount and quality of due diligence that we are able to complete prior to closing of any acquisition, our ability to accurately anticipate the future performance of the acquired towers, our ability to receive required regulatory approval, the ability and willingness of each party to fulfill their respective closing conditions and their contractual obligations, and, once acquired, our ability to effectively integrate acquired towers into our business and to achieve the financial results projected in our valuation models for the acquired towers;
- the health of the economies and wireless communications markets of the international jurisdictions we operate in, and the willingness of carriers to invest in their networks in such markets;
- our ability to secure as many site leasing tenants as anticipated, recognize our expected economies of scale with respect to new tenants on our towers, and retain current leases on towers;
- our ability to secure and deliver anticipated services business at contemplated margins;
- our ability to build new towers, including our ability to identify and acquire land that would be attractive for our customers and to successfully and timely address zoning, permitting, weather, availability and cost of labor and supplies and other issues that arise in connection with the building of new towers;
- competition for the acquisition of towers and other factors that may adversely affect our ability to purchase towers that meet our investment criteria and are available at prices which we believe will be accretive to our shareholders and allow us to maintain our long-term target leverage ratios while achieving our expected portfolio growth levels;
- our capital allocation decisions and the impact on our ability to achieve our expected tower portfolio growth levels;
- our ability to protect our rights to the land under our towers, and our ability to acquire land underneath our towers on terms that are accretive;
- our ability to sufficiently increase our revenues and maintain expenses and cash capital expenditures at appropriate levels to permit us to meet our anticipated uses of liquidity for operations, debt service and estimated portfolio growth;
- our ability to successfully estimate the impact of regulatory and litigation matters;
- natural disasters and other unforeseen damage for which our insurance may not provide adequate coverage;
- a decrease in demand for our towers;
- the introduction of new technologies or changes in a tenant's business model that may make our tower leasing business less desirable to existing or potential tenants;
- our ability to qualify for treatment as a REIT for U.S. federal income tax purposes and to comply with and conduct our business in accordance with such rules;
- our ability to utilize available NOLs to reduce REIT taxable income;

- our ability to successfully estimate the impact of certain accounting and tax matters, including the effect on our company of adopting certain accounting pronouncements and the availability of sufficient NOLs to offset future REIT taxable income; and
- other risks, including those described in Item 1A. – Risk Factors in this annual report and those described from time to time in our other filings with the SEC.

ITEM 8. FINANCIAL STATEMENTS AND SUPPLEMENTARY DATA

Financial statements and supplementary data are on pages F-1 through F-43.

ITEM 9. CHANGES IN AND DISAGREEMENTS WITH ACCOUNTANTS ON ACCOUNTING AND FINANCIAL DISCLOSURE

None.

ITEM 9A. CONTROLS AND PROCEDURES

Disclosure Controls and Procedures – We maintain disclosure controls and procedures that are designed to ensure that information required to be disclosed in our reports under the Exchange Act, is recorded, processed, summarized, and reported within the time periods specified in the SEC’s rules and forms, and that such information is accumulated and communicated to management, including our Chief Executive Officer (“CEO”) and Chief Financial Officer (“CFO”), as appropriate, to allow timely decisions regarding required disclosure. In designing and evaluating the disclosure controls and procedures, management recognized that any controls and procedures, no matter how well designed and operated, can provide only reasonable assurance of achieving the desired control objectives, as ours are designed to do, and management necessarily was required to apply its judgment in evaluating the cost-benefit relationship of possible controls and procedures.

In connection with the preparation of this Annual Report on Form 10-K, as of December 31, 2024, an evaluation was performed under the supervision and with the participation of our management, including the CEO and CFO, of the effectiveness of our disclosure controls and procedures (as defined in Rule 13a-15(e) under the Exchange Act). Based on such evaluation, our CEO and CFO concluded that, as of December 31, 2024, our disclosure controls and procedures were effective.

There has been no change in our internal control over financial reporting during the quarter ended December 31, 2024 that has materially affected, or is reasonably likely to materially affect, our internal control over financial reporting.

Management’s Annual Report on Internal Control over Financial Reporting – Management is responsible for establishing and maintaining adequate internal control over financial reporting, and for performing an assessment of the effectiveness of internal control over financial reporting as of December 31, 2024. Internal control over financial reporting is a process designed to provide reasonable assurance regarding the reliability of financial reporting and the preparation of financial statements for external purposes in accordance with generally accepted accounting principles. Our system of internal control over financial reporting includes those policies and procedures that (1) pertain to the maintenance of records that, in reasonable detail, accurately and fairly reflect the transactions and dispositions of the assets of SBAC; (2) provide reasonable assurance that transactions are recorded as necessary to permit preparation of financial statements in accordance with generally accepted accounting principles, and that receipts and expenditures of SBAC are being made only in accordance with authorizations of management and directors of SBAC; and (3) provide reasonable assurance regarding prevention or timely detection of unauthorized acquisition, use or disposition of SBAC’s assets that could have a material effect on the financial statements.

Management performed an assessment of the effectiveness of SBAC’s internal control over financial reporting as of December 31, 2024 based upon criteria in *Internal Control – Integrated Framework* (2013 Framework) issued by the Committee of Sponsoring Organizations of the Treadway Commission (COSO). Based on our assessment, management determined that SBAC’s internal control over financial reporting was effective as of December 31, 2024 based on the criteria in *Internal Control – Integrated Framework* (2013 Framework) issued by COSO.

Because of its inherent limitations, internal control over financial reporting may not prevent or detect misstatements. Also, projections of any evaluation of effectiveness to future periods are subject to the risk that controls may become inadequate because of changes in conditions, or that the degree of compliance with the policies or procedures may deteriorate.

Ernst & Young LLP, the independent registered public accounting firm that audited the financial statements included in this Annual Report on Form 10-K, has issued an attestation report on SBAC's internal control over financial reporting.

Report of Independent Registered Public Accounting Firm

To the Shareholders and the Board of Directors of SBA Communications Corporation

Opinion on Internal Control Over Financial Reporting

We have audited SBA Communications Corporation and subsidiaries' internal control over financial reporting as of December 31, 2024, based on criteria established in Internal Control—Integrated Framework issued by the Committee of Sponsoring Organizations of the Treadway Commission (2013 framework) (the COSO criteria). In our opinion, SBA Communications Corporation and subsidiaries (the Company) maintained, in all material respects, effective internal control over financial reporting as of December 31, 2024, based on the COSO criteria.

We also have audited, in accordance with the standards of the Public Company Accounting Oversight Board (United States) (PCAOB), the consolidated balance sheets of the Company as of December 31, 2024 and 2023, the related consolidated statements of operations, comprehensive income, shareholders' deficit and cash flows for each of the three years in the period ended December 31, 2024, and the related notes and financial statement schedule listed in the Index at Item 15(a)(2) and our report dated February 26, 2025 expressed an unqualified opinion thereon.

Basis for Opinion

The Company's management is responsible for maintaining effective internal control over financial reporting, and for its assessment of the effectiveness of internal control over financial reporting included in the accompanying Management's Annual Report on Internal Control over Financial Reporting. Our responsibility is to express an opinion on the Company's internal control over financial reporting based on our audit. We are a public accounting firm registered with the PCAOB and are required to be independent with respect to the Company in accordance with the U.S. federal securities laws and the applicable rules and regulations of the Securities and Exchange Commission and the PCAOB.

We conducted our audit in accordance with the standards of the PCAOB. Those standards require that we plan and perform the audit to obtain reasonable assurance about whether effective internal control over financial reporting was maintained in all material respects.

Our audit included obtaining an understanding of internal control over financial reporting, assessing the risk that a material weakness exists, testing and evaluating the design and operating effectiveness of internal control based on the assessed risk, and performing such other procedures as we considered necessary in the circumstances. We believe that our audit provides a reasonable basis for our opinion.

Definition and Limitations of Internal Control Over Financial Reporting

A company's internal control over financial reporting is a process designed to provide reasonable assurance regarding the reliability of financial reporting and the preparation of financial statements for external purposes in accordance with generally accepted accounting principles. A company's internal control over financial reporting includes those policies and procedures that (1) pertain to the maintenance of records that, in reasonable detail, accurately and fairly reflect the transactions and dispositions of the assets of the company; (2) provide reasonable assurance that transactions are recorded as necessary to permit preparation of financial statements in accordance with generally accepted accounting principles, and that receipts and expenditures of the company are being made only in accordance with authorizations of management and directors of the company; and (3) provide reasonable assurance regarding prevention or timely detection of unauthorized acquisition, use, or disposition of the company's assets that could have a material effect on the financial statements.

Because of its inherent limitations, internal control over financial reporting may not prevent or detect misstatements. Also, projections of any evaluation of effectiveness to future periods are subject to the risk that controls may become inadequate because of changes in conditions, or that the degree of compliance with the policies or procedures may deteriorate.

/s/ Ernst & Young LLP

Boca Raton, Florida
February 26, 2025

ITEM 9B. OTHER INFORMATION

(a) 10b5-1 Trading Plans

During the three months ended December 31, 2024, none of our officers (as defined in Rule 16a-1(f) of the Exchange Act) or directors adopted or terminated a "Rule 10b5-1 trading arrangement" or "non-Rule 10b5-1 trading arrangement," as each term is defined in Item 408(d) of Regulation S-K.

ITEM 9C. DISCLOSURE REGARDING FOREIGN JURISDICTIONS THAT PREVENT INSPECTIONS

None.

PART III

ITEM 10. DIRECTORS, EXECUTIVE OFFICERS AND CORPORATE GOVERNANCE

We have adopted a Code of Ethics that applies to our Chief Executive Officer, Chief Financial Officer and Chief Accounting Officer. The Code of Ethics is located on our internet web site at www.sbasite.com under "Investors – Governance – Governance Documents." We intend to provide disclosure of any amendments or waivers of our Code of Ethics on our website within 4 business days following the date of the amendment or waiver.

The remaining items required by Part III, Item 10 are incorporated herein by reference from the Registrant's Proxy Statement for its 2025 Annual Meeting of Shareholders to be filed on or before April 30, 2025.

ITEM 11. EXECUTIVE COMPENSATION

The items required by Part III, Item 11 are incorporated herein by reference from the Registrant's Proxy Statement for its 2025 Annual Meeting of Shareholders to be filed on or before April 30, 2025.

ITEM 12. SECURITY OWNERSHIP OF CERTAIN BENEFICIAL OWNERS AND MANAGEMENT AND RELATED STOCKHOLDER MATTERS

The items required by Part III, Item 12, other than the information regarding the Registrant's equity plans set forth below required by Item 201(d) of Regulation S-K, are incorporated herein by reference from the Registrant's Proxy Statement for its 2025 Annual Meeting of Shareholders to be filed on or before April 30, 2025.

Equity Compensation Plan

The following table summarizes information with respect to the Registrant's compensation plans under which the Registrant's equity securities are authorized for issuance as of December 31, 2024:

Equity Compensation Plan Information As of December 31, 2024 (in thousands, except exercise price)			
	Number of Securities to be Issued Upon Exercise of Outstanding Options, Warrants and Rights (a)	Weighted-Average Exercise Price of Outstanding Options, Warrants and Rights (b)	Number of Securities Remaining Available for Future Issuance Under Equity Compensation Plans (Excluding Securities Reflected in first column (a)) (c)
Equity compensation plans approved by security holders			
2010 Plan	1,058 ⁽¹⁾	\$ 172.34	—
2020 Plan	698 ⁽²⁾	11.13	1,929
Equity compensation plans not approved by security holders	—		—
Total	1,756	\$ 108.22	1,929

- (1) Included in the number of securities in column (a) is 18 restricted stock units which have no exercise price. The weighted-average exercise price of outstanding options, warrants, and rights (excluding restricted stock units) is \$172.34.
- (2) Included in the number of securities in column (a) is 392,911 restricted stock units and 275,461 performance-based restricted stock units, which have no exercise price. The weighted-average exercise price of outstanding options, warrants, and rights (excluding restricted stock units) is \$259.16.

ITEM 13. CERTAIN RELATIONSHIPS AND RELATED TRANSACTIONS, AND DIRECTOR INDEPENDENCE

The items required by Part III, Item 13 are incorporated herein by reference from the Registrant's Proxy Statement for its 2025 Annual Meeting of Shareholders to be filed on or before April 30, 2025.

ITEM 14. PRINCIPAL ACCOUNTING FEES AND SERVICES

The items required by Part III, Item 14 are incorporated herein by reference from the Registrant's Proxy Statement for its 2025 Annual Meeting of Shareholders to be filed on or before April 30, 2025.

PART IV

ITEM 15. EXHIBITS, FINANCIAL STATEMENT SCHEDULES

(a) Documents filed as part of this report:

(1) Financial Statements

See Item 8 for Financial Statements included with this Annual Report on Form 10-K.

(2) Financial Statement Schedules

Schedule III—Schedule of Real Estate and Accumulated Depreciation (see below)

All other schedules are omitted because they are not applicable or because the required information is contained in the financial statements or notes thereto included in this Form 10-K.

Schedule III—Schedule of Real Estate and Accumulated Depreciation

Description	Encumbrances	Initial Cost to Company	Cost Capitalized Subsequent to Acquisition	Gross Amount Carried at Close of Current Period	Accumulated Depreciation at Close of Current Period	Date of Construction	Date Acquired	Life on Which Depreciation in Latest Income Statement is Computed
(in thousands)								
39,749 sites ⁽¹⁾	\$ 10,672,750 ⁽²⁾	(3)	(3)	\$ 8,213,791 ⁽⁴⁾	\$ (4,291,860)	Various	Various	Up to 70 years ⁽⁵⁾

- (1) No single site exceeds 5% of the aggregate gross amounts at which the assets were carried at the close of the period set forth in the table above.
- (2) As of December 31, 2024, certain assets secure debt of \$10.7 billion.
- (3) The Company has omitted this information, as it would be impracticable to compile such information on a site-by-site basis.
- (4) Does not include those sites under construction.
- (5) Amounts include the acquisition of the exclusive right to lease and operate utility transmission structures, which included existing wireless tenant licenses from PG&E.

	2024	2023	2022
(in thousands)			
Gross amount at beginning	\$ 8,231,510	\$ 7,993,750	\$ 7,068,208
Additions during period:			
Acquisitions ⁽¹⁾	34,350	22,081	727,863
Construction and related costs on new builds	131,539	59,873	69,384
Augmentation and tower upgrades	54,181	82,917	60,247
Land buyouts and other assets	31,739	32,247	26,588
Tower maintenance	50,182	49,471	42,048
Other ⁽²⁾	2,942	35,880	23,824
Total additions	304,933	282,469	949,954
Deductions during period:			
Cost of real estate sold or disposed	(437)	(8,024)	(610)
Impairment ⁽³⁾	(73,977)	(119,307)	(23,638)
Other ⁽⁴⁾	(248,238)	82,622	(164)
Total deductions	(322,652)	(44,709)	(24,412)
Balance at end	\$ 8,213,791	\$ 8,231,510	\$ 7,993,750

- (1) Inclusive of changes between the final purchase price allocation and the preliminary purchase price allocations. Amounts as of December 31, 2022 include the acquisition of sites from GTS.
- (2) Represents changes to the Company's asset retirement obligations.
- (3) Impairment charges for the year ended December 31, 2023 include the impact of the planned abandonment of identified sites with minimal expectations of future economic benefit (primarily from Sprint and Oi related churn).
- (4) Primarily represents cumulative translation adjustments related to changes in foreign currency exchange rates.

	2024	2023	2022
(in thousands)			
Gross amount of accumulated depreciation at beginning	\$ (4,232,369)	\$ (3,925,893)	\$ (3,644,238)
Additions during period:			
Depreciation ⁽¹⁾	(128,548)	(300,458)	(285,918)
Other ⁽²⁾	(693)	(14,339)	(3,382)
Total additions	(129,241)	(314,797)	(289,300)
Deductions during period:			
Amount of accumulated depreciation for assets sold or disposed	24,210	8,070	7,505
Other ⁽²⁾	45,540	251	140
Total deductions	69,750	8,321	7,645
Balance at end	\$ (4,291,860)	\$ (4,232,369)	\$ (3,925,893)

- (1) Amounts as of December 31, 2022 include the depreciation related to the acquisition of sites from GTS.
(2) Primarily represents cumulative translation adjustments related to changes in foreign currency exchange rates.

(3) Exhibits

Exhibit No.	Exhibit Description	Incorporated by Reference	
		Form	Period Covered or Date of Filing
3.1	Amended and Restated Articles of Incorporation of SBA Communications Corporation, effective as of January 13, 2017.	8-K	01/17/17
3.2	Articles of Merger, effective as of January 13, 2017.	8-K	01/17/17
3.3	Second Amended and Restated Bylaws of SBA Communications Corporation, effective as of January 14, 2017.	8-K	01/18/17
4.1	Description of Capital Stock	8-K	01/17/17
4.30	Indenture dated as of February 4, 2020, between SBA Communications Corporation and U.S. Bank National Association	8-K	02/07/20
4.30A	Supplemental Indenture dated as of May 26, 2020, between SBA Communications Corporation and U.S. Bank National Association to the Indenture, dated as of February 4, 2020, between SBA Communications Corporation and U.S. Bank National Association.	8-K	05/28/20
4.31	Form of 3.875% Senior Notes due 2027 (included in Exhibit 4.30)	8-K	02/07/20
4.32	Indenture dated as of January 29, 2021, between SBA Communications Corporation and U.S. Bank National Association.	8-K	01/29/21
4.33	Form of 3.125% Senior Notes due 2029 (included in Exhibit 4.32).	8-K	01/29/21
10.1	SBA Communications Corporation Registration Rights Agreement dated as of March 5, 1997, among the Company, Steven E. Bernstein, Ronald G. Bizick, II and Robert Grobstein.	S-4 (333-50219)	04/15/98
10.6A	Purchase Agreement, dated September 10, 2024, among SBA Senior Finance, LLC, Deutsche Bank Trust Company Americas, as Trustee, and the several Initial Purchasers listed on Schedule I thereto.	8-K	10/11/24
10.6B	Purchase Agreement, dated October 11, 2024, among SBA Senior Finance, LLC, Deutsche Bank Trust Company Americas, as Trustee, and the several Initial Purchasers listed on Schedule I thereto.	8-K	10/11/24
10.7D	Third Amended and Restated Credit Agreement, dated as of January 25, 2024, among SBA Senior Finance II LLC, as borrower, the banks and other financial institutions or entities party thereto and Toronto Dominion (Texas) LLC, as administrative agent.	8-K	01/25/24
10.7E	First Amendment to the Third Amended and Restated Credit Agreement, dated October 2, 2024 among SBA Senior Finance II LLC, the lenders and other persons party thereto and Toronto Dominion (Texas) LLC, as administrative agent.	8-K	10/02/24
10.8A	Third Amended and Restated Guarantee and Collateral Agreement, dated as of January 25, 2024, among SBA Communications Corporation, SBA Telecommunications, LLC, SBA Senior Finance, LLC, SBA Senior Finance II	8-K	01/25/24

LLC and certain of its subsidiaries party thereto, in favor of Toronto Dominion (Texas) LLC, as administrative agent.

10.12	<u>Second Amended and Restated Loan and Security Agreement, dated as of October 15, 2014, among SBA Properties, LLC, SBA Sites, LLC, SBA Structures, LLC, SBA Infrastructure, LLC, SBA Monarch Towers III, LLC, SBA 2012 TC Assets PR, LLC, SBA 2012 TC Assets, LLC, SBA Towers IV, LLC, SBA Monarch Towers I, LLC, SBA Towers USVI, Inc., SBA GC Towers, LLC, SBA Towers VII, LLC and any Additional Borrower or Borrowers that may become a party thereto and Midland Loan Services, as Servicer on behalf of Deutsche Bank Trust Company Americas, as Trustee.</u>	10-Q	Quarter ended September 30, 2014
10.12A	<u>First Loan and Security Agreement Supplement and Amendment, dated as of October 14, 2015, by and among the Borrowers named therein and Midland Loan Services, a division of PNC Bank, National Association, as Servicer on behalf of Deutsche Bank Trust Company Americas, as Trustee.</u>	8-K	10/20/15
10.12B	<u>Second Loan and Security Agreement Supplement, dated as of July 7, 2016, by and among the Borrowers named therein and Midland Loan Services, a division of PNC Bank, National Association, as Servicer on behalf of Deutsche Bank Trust Company Americas, as Trustee.</u>	8-K	07/08/16
10.12C	<u>Third Loan and Security Agreement Supplement and Amendment, dated as of April 17, 2017, by and among the Borrowers named therein and Midland Loan Services, a division of PNC Bank, National Association, as Servicer on behalf of Deutsche Bank Trust Company Americas, as Trustee.</u>	8-K	04/21/17
10.12D	<u>Fourth Loan and Security Agreement Supplement, dated as of March 9, 2018, by and among the Borrowers named therein and Midland Loan Services, a division of PNC Bank, National Association, as Servicer on behalf of Deutsche Bank Trust Company Americas, as Trustee.</u>	8-K	03/15/18
10.12E	<u>Fifth Loan and Security Agreement Supplement, dated as of September 13, 2019, by and among the Borrowers named therein and Midland Loan Services, a division of PNC Bank, National Association, as Servicer on behalf of Deutsche Bank Trust Company Americas, as Trustee.</u>	8-K	09/13/19
10.12F	<u>Sixth Loan and Security Agreement Supplement, dated as of July 14, 2020, by and among the Borrowers named therein and Midland Loan Services, a division of PNC Bank, National Association, as Servicer on behalf of Deutsche Bank Trust Company Americas, as Trustee.</u>	8-K	07/20/20
10.12G	<u>Seventh Loan and Security Agreement Supplement, dated as of May 14, 2021, by and among the Borrowers named therein and Midland Loan Services, a division of PNC Bank, National Association, as Servicer on behalf of Deutsche Bank Trust Company Americas, as Trustee.</u>	8-K	05/18/21
10.12H	<u>Eighth Loan and Security Agreement Supplement, dated as of September 10, 2021, by and among the Borrowers named therein and Midland Loan Services, a division of PNC Bank, National Association, as Servicer on behalf of Deutsche Bank Trust Company Americas, as Trustee.</u>	10-K	Year ended December 31, 2022
10.12I	<u>Ninth Loan and Security Agreement Supplement, dated as of October 27, 2021, by and among the Borrowers named therein and Midland Loan Services, a</u>	8-K	10/29/21

[division of PNC Bank, National Association, as Servicer on behalf of Deutsche Bank Trust Company Americas, as Trustee.](#)

10.12J	<u>Tenth Loan and Security Agreement Supplement, dated November 23, 2022, by and among the Borrowers named therein and Midland Loan Services, a division of PNC Bank, National Association, as Servicer on behalf of Deutsche Bank Trust Company Americas, as Trustee.</u>	8-K	11/29/22
10.12K	<u>Eleventh Loan and Security Agreement Supplement, dated October 11, 2024, by and among the Borrowers named therein and Midland Loan Services, a division of PNC Bank, National Association, as Servicer on behalf of Deutsche Bank Trust Company Americas, as Trustee.</u>	8-K	10/11/24
10.50	<u>Management Agreement, dated as of November 18, 2005, by and among SBA Properties, Inc., SBA Network Management, Inc. and SBA Senior Finance, Inc.</u>	10-K	Year ended December 31, 2005
10.50A	<u>Joinder and Amendment to Management Agreement, dated November 6, 2006, by and among SBA Properties, Inc., SBA Towers, Inc., SBA Puerto Rico, Inc., SBA Sites, Inc., SBA Towers USVI, Inc., and SBA Structures, Inc., and SBA Network Management, Inc., and SBA Senior Finance, Inc.</u>	10-K	Year ended December 31, 2016
10.75B	<u>SBA Communications Corporation 2018 Employee Stock Purchase Plan.†</u>	S-8 (333-225139)	05/23/18
10.76	<u>Form of Indemnification Agreement dated January 15, 2009 between SBA Communications Corporation and its directors and certain officers.</u>	10-K	Year ended December 31, 2008
10.85F	<u>Amended and Restated Employment Agreement, dated as of October 1, 2021, between SBA Communications Corporation and Brendan T. Cavanagh.†</u>	10-K	Year ended December 31, 2022
10.85G	<u>Second Amended and Restated Employment Agreement, dated as of February 19, 2024, between SBA Communications Corporation and Brendan T. Cavanagh.†</u>	10-K	Year ended December 31, 2023
10.89A	<u>SBA Communications Corporation 2010 Performance and Equity Incentive Plan, as amended and restated.†</u>	10-Q	Quarter ended June 30, 2017
10.90	<u>SBA Communications Corporation 2020 Performance and Equity Incentive Plan.†</u>	10-Q	Quarter ended June 30, 2020
10.91	<u>Form of Incentive Stock Option Agreement (U.S. and non-U.S. employees and officers) pursuant to SBA Communications Corporation 2010 Performance and Equity Incentive Plan, as amended and restated.†</u>	10-Q	Quarter ended September 30, 2018
10.92	<u>Form of Restricted Stock Unit Agreement (U.S. and non-U.S. employees and officers) pursuant to SBA Communications Corporation 2010 Performance and Equity Incentive Plan, as amended and restated.†</u>	10-Q	Quarter ended September 30, 2018
10.95	<u>Purchase Agreement, dated January 21, 2020, between SBA Communications Corporation and Citigroup Global Markets Inc., as representative of the several initial purchasers listed on Schedule I thereto.</u>	8-K	02/07/20
10.96	<u>Form of Restricted Stock Unit Agreement (Time and Performance Based) pursuant to SBA Communications Corporation 2010 Performance and Equity Incentive Plan.†</u>	10-Q	Quarter ended March 31, 2020

10.97	SBA Communications Corporation Executive Severance Plan	10-K	Year ended December 31, 2023
10.98	Form of Restricted Stock Unit Agreement (Time and Performance Based) pursuant to SBA Communications Corporation 2020 Performance and Equity Incentive Plan.†*		
19.1	SBA Communications Corporation Insider Trading Policy*		
21	Subsidiaries.*		
23.1	Consent of Ernst & Young LLP.*		
31.1	Certification by Brendan T. Cavanagh, Chief Executive Officer, pursuant to Section 302 of the Sarbanes-Oxley Act of 2002.*		
31.2	Certification by Marc Montagner, Chief Financial Officer, pursuant to Section 302 of the Sarbanes-Oxley Act of 2002.*		
32.1	Certification by Brendan T. Cavanagh, Chief Executive Officer, pursuant to Section 906 of the Sarbanes-Oxley Act of 2002. **		
32.2	Certification by Marc Montagner, Chief Financial Officer, pursuant to Section 906 of the Sarbanes-Oxley Act of 2002. **		
97	SBA Communications Corporation Executive Officer Clawback Policy	10-K	Year ended December 31, 2023
101.INS	XBRL Instance Document.*		
101.SCH	XBRL Taxonomy Extension Schema Document.*		
101.DEF	XBRL Taxonomy Extension Definition Linkbase Document.*		
101.CAL	XBRL Taxonomy Extension Calculation Linkbase Document.*		
101.LAB	XBRL Taxonomy Extension Label Linkbase Document.*		
101.PRE	XBRL Taxonomy Extension Presentation Linkbase Document.*		
104	Cover Page Interactive File (formatted in Inline XBRL and contained in Exhibit 101).*		

† Management contract or compensatory plan or arrangement.

* Filed herewith.

** Furnished herewith.

ITEM 16. FORM 10-K SUMMARY

None.

|

SIGNATURES

Pursuant to the requirements of Section 13 or 15(d) of the Securities Exchange Act of 1934, the Registrant has duly caused this report to be signed on its behalf by the undersigned, thereunto duly authorized.

SBA COMMUNICATIONS CORPORATION

By: /s/ Brendan T. Cavanagh

Brendan T. Cavanagh
Chief Executive Officer and President

Date: February 26, 2025

Pursuant to the requirements of the Securities Exchange Act of 1934, this report has been signed below by the following persons on behalf of the registrant and in the capacities and on the dates indicated.

<u>Signature</u>	<u>Title</u>	<u>Date</u>
<u>/s/ Jeffrey A. Stoops</u> Jeffrey A. Stoops	Chairman of the Board of Directors	February 26, 2025
<u>/s/ Brendan T. Cavanagh</u> Brendan T. Cavanagh	Chief Executive Officer and President (Principal Executive Officer)	February 26, 2025
<u>/s/ Marc Montagner</u> Marc Montagner	Chief Financial Officer and Executive Vice President (Principal Financial Officer)	February 26, 2025
<u>/s/ Saul Kredi</u> Saul Kredi	Chief Accounting Officer and Vice President (Principal Accounting Officer)	February 26, 2025
<u>/s/ Steven E. Bernstein</u> Steven E. Bernstein	Director	February 26, 2025
<u>/s/ Mary S. Chan</u> Mary S. Chan	Director	February 26, 2025
<u>/s/ Laurie Bowen</u> Laurie Bowen	Director	February 26, 2025
<u>/s/ George R. Krouse Jr.</u> George R. Krouse Jr.	Director	February 26, 2025
<u>/s/ Jack Langer</u> Jack Langer	Director	February 26, 2025
<u>/s/ Kevin L. Beebe</u> Kevin L. Beebe	Director	February 26, 2025
<u>/s/ Amy E. Wilson</u> Amy E. Wilson	Director	February 26, 2025
<u>/s/ Jay L. Johnson</u> Jay L. Johnson	Director	February 26, 2025

SBA COMMUNICATIONS CORPORATION AND SUBSIDIARIES

CONSOLIDATED FINANCIAL STATEMENTS

Table of Contents

Page

F-1

F-3

F-4

F-5

F-6

F-7

F-9

[Report of Independent Registered Public Accounting Firm](#) (PCAOB ID: 42)

[Consolidated Balance Sheets as of December 31, 2024 and 2023](#)

[Consolidated Statements of Operations for the years ended December 31, 2024, 2023, and 2022](#)

[Consolidated Statements of Comprehensive Income for the years ended December 31, 2024, 2023, and 2022](#)

[Consolidated Statements of Shareholders' Deficit for the years ended December 31, 2024, 2023, and 2022](#)

[Consolidated Statements of Cash Flows for the years ended December 31, 2024, 2023, and 2022](#)

[Notes to Consolidated Financial Statements](#)

Report of Independent Registered Public Accounting Firm

To the Shareholders and the Board of Directors of SBA Communications Corporation

Opinion on the Financial Statements

We have audited the accompanying consolidated balance sheets of SBA Communications Corporation and subsidiaries (the Company) as of December 31, 2024 and 2023, the related consolidated statements of operations, comprehensive income, shareholders' deficit and cash flows for each of the three years in the period ended December 31, 2024, and the related notes and financial statement schedule listed in the Index at Item 15(a)(2) (collectively referred to as the "consolidated financial statements"). In our opinion, the consolidated financial statements present fairly, in all material respects, the financial position of the Company at December 31, 2024 and 2023, and the results of its operations and its cash flows for each of the three years in the period ended December 31, 2024, in conformity with U.S. generally accepted accounting principles.

We also have audited, in accordance with the standards of the Public Company Accounting Oversight Board (United States) (PCAOB), the Company's internal control over financial reporting as of December 31, 2024, based on criteria established in Internal Control—Integrated Framework issued by the Committee of Sponsoring Organizations of the Treadway Commission (2013 framework), and our report dated February 26, 2025 expressed an unqualified opinion thereon.

Basis for Opinion

These financial statements are the responsibility of the Company's management. Our responsibility is to express an opinion on the Company's financial statements based on our audits. We are a public accounting firm registered with the PCAOB and are required to be independent with respect to the Company in accordance with the U.S. federal securities laws and the applicable rules and regulations of the Securities and Exchange Commission and the PCAOB.

We conducted our audits in accordance with the standards of the PCAOB. Those standards require that we plan and perform the audit to obtain reasonable assurance about whether the financial statements are free of material misstatement, whether due to error or fraud. Our audits included performing procedures to assess the risks of material misstatement of the financial statements, whether due to error or fraud, and performing procedures that respond to those risks. Such procedures included examining, on a test basis, evidence regarding the amounts and disclosures in the financial statements. Our audits also included evaluating the accounting principles used and significant estimates made by management, as well as evaluating the overall presentation of the financial statements. We believe that our audits provide a reasonable basis for our opinion.

Critical Audit Matter

The critical audit matter communicated below is a matter arising from the current period audit of the financial statements that was communicated or required to be communicated to the audit committee and that: (1) relates to accounts or disclosures that are material to the financial statements and (2) involved our especially challenging, subjective or complex judgments. The communication of the critical audit matter does not alter in any way our opinion on the consolidated financial statements, taken as a whole, and we are not, by communicating the critical audit matter below, providing a separate opinion on the critical audit matter or on the accounts or disclosures to which it relates.

Accounting for Ground Leases

<i>Description of the Matter</i>	<p>As more fully described in Note 2 to the consolidated financial statements, the Company recognizes a right-of-use asset and a lease liability for its operating lease contracts, initially measured at the present value of the lease payments over the lease term. As of December 31, 2024, the Company had \$2.3 billion of operating lease right-of-use assets, net, \$259.8 million of current operating lease liabilities, and \$1.9 billion of long-term lease liabilities. For the period ended December 31, 2024, the total operating lease right-of-use assets obtained for new operating lease liabilities were \$59.2 million, and operating lease right-of-use asset adjustments associated with lease modifications and reassessments were \$268.5 million. The Company's primary operating lease obligations are its long-term lease contracts for land that underlies its tower structures. The Company's ground leases generally do not provide a readily determinable implicit discount rate. When the rate implicit in the lease is not readily determinable, the Company calculates the present value of the lease payments by estimating the Company's incremental borrowing rate ("IBR"). The IBR is the rate of interest that the Company would have to pay to borrow on a collateralized basis over a similar term in a similar economic environment. The IBR is computed on a lease-by-lease basis when the Company enters into a new lease, upon a lease modification, or upon a lease reassessment event.</p> <p>Auditing the Company's accounting for ground leases was complex because of the significant uncertainty associated with inputs into the IBR. The process to estimate the Company's IBR includes the use of subjective inputs, considers the public credit rating of the Company, observable debt yields of the Company and the related debt's seniority, and adjustments for leases denominated in different currencies, to determine the IBR over the remaining lease term.</p>
<i>How We Addressed the Matter in Our Audit</i>	<p>We obtained an understanding, evaluated and tested the design and operating effectiveness of the Company's internal controls related to determining the IBR used in accounting for ground leases. For example, we tested the Company's controls over the review of the accounting policy, including the methodology and assumptions used to estimate the IBR.</p> <p>To test the Company's accounting for ground leases, our audit procedures included, among others, evaluating the methodology used to calculate the IBR, and evaluating the assumptions and underlying data used by the Company to estimate the IBR. We involved our valuation specialists to assist in the evaluation of the methodologies and assumptions applied to estimate the IBR. We compared the Company's credit rating used in the IBR estimate to independent third-party sources and compared the Company's existing borrowing rate for collateralized assets to observable debt yields of the Company. We also evaluated the Company's disclosures included in Note 2 to the consolidated financial statements.</p>

/s/ Ernst & Young LLP

We have served as the Company's auditor since 2002.

Boca Raton, Florida

February 26, 2025

SBA COMMUNICATIONS CORPORATION AND SUBSIDIARIES
CONSOLIDATED BALANCE SHEETS
(in thousands, except par values)

	December 31, 2024	December 31, 2023
ASSETS		
Current assets:		
Cash and cash equivalents	\$ 189,841	\$ 208,547
Restricted cash	1,206,653	38,129
Accounts receivable, net	145,695	182,746
Costs and estimated earnings in excess of billings on uncompleted contracts	19,198	16,252
Prepaid expenses and other current assets	417,333	38,593
Total current assets	1,978,720	484,267
Property and equipment, net	2,792,084	2,711,719
Intangible assets, net	2,388,707	2,455,597
Operating lease right-of-use assets, net	2,292,459	2,240,781
Acquired and other right-of-use assets, net	1,308,269	1,473,601
Other assets	657,097	812,476
Total assets	<u>\$ 11,417,336</u>	<u>\$ 10,178,441</u>
LIABILITIES, REDEEMABLE NONCONTROLLING INTERESTS, AND SHAREHOLDERS' DEFICIT		
Current liabilities:		
Accounts payable	\$ 59,549	\$ 42,202
Accrued expenses	81,977	92,622
Current maturities of long-term debt	1,187,913	643,145
Deferred revenue	127,308	235,668
Accrued interest	62,239	57,496
Current lease liabilities	261,017	273,464
Other current liabilities	17,933	18,662
Total current liabilities	1,797,936	1,363,259
Long-term liabilities:		
Long-term debt, net	12,403,825	11,681,170
Long-term lease liabilities	1,903,439	1,865,686
Other long-term liabilities	367,942	404,161
Total long-term liabilities	14,675,206	13,951,017
Redeemable noncontrolling interests	54,132	35,047
Shareholders' deficit:		
Preferred stock - par value \$0.01, 30,000 shares authorized, no shares issued or outstanding	—	—
Common stock - Class A, par value \$0.01, 400,000 shares authorized, 107,561 shares and 108,050 shares issued and outstanding at December 31, 2024 and December 31, 2023, respectively	1,076	1,080
Additional paid-in capital	2,975,455	2,894,060
Accumulated deficit	(7,326,189)	(7,450,824)
Accumulated other comprehensive loss, net	(760,280)	(615,198)
Total shareholders' deficit	(5,109,938)	(5,170,882)
Total liabilities, redeemable noncontrolling interests, and shareholders' deficit	<u>\$ 11,417,336</u>	<u>\$ 10,178,441</u>

The accompanying notes are an integral part of these consolidated financial statements.

SBA COMMUNICATIONS CORPORATION AND SUBSIDIARIES
CONSOLIDATED STATEMENTS OF OPERATIONS
(in thousands, except per share amounts)

	For the year ended December 31,		
	2024	2023	2022
Revenues:			
Site leasing	\$ 2,526,765	\$ 2,516,935	\$ 2,336,575
Site development	152,869	194,649	296,879
Total revenues	2,679,634	2,711,584	2,633,454
Operating expenses:			
Cost of revenues (exclusive of depreciation, accretion, and amortization shown below):			
Cost of site leasing	462,997	472,687	445,685
Cost of site development	118,730	139,935	222,965
Selling, general, and administrative expenses	258,756	267,936	261,853
Acquisition and new business initiatives related adjustments and expenses	25,946	21,671	26,807
Asset impairment and decommission costs	107,925	169,387	43,160
Depreciation, accretion, and amortization	269,517	716,309	707,576
Total operating expenses	1,243,871	1,787,925	1,708,046
Operating income	1,435,763	923,659	925,408
Other income (expense):			
Interest income	41,962	18,305	10,133
Interest expense	(399,778)	(400,373)	(353,784)
Non-cash interest expense	(27,661)	(35,868)	(46,109)
Amortization of deferred financing fees	(21,265)	(20,273)	(19,835)
Loss from extinguishment of debt, net	(5,940)	—	(437)
Other (expense) income, net	(250,415)	63,053	10,467
Total other expense, net	(663,097)	(375,156)	(399,565)
Income before income taxes	772,666	548,503	525,843
Provision for income taxes	(23,989)	(51,088)	(66,044)
Net income	748,677	497,415	459,799
Net loss attributable to noncontrolling interests	859	4,397	1,630
Net income attributable to SBA Communications Corporation	\$ 749,536	\$ 501,812	\$ 461,429
Net income per common share attributable to SBA Communications Corporation:			
Basic	\$ 6.96	\$ 4.64	\$ 4.27
Diluted	\$ 6.94	\$ 4.61	\$ 4.22
Weighted-average number of common shares			
Basic	107,644	108,204	107,957
Diluted	108,080	108,907	109,386

The accompanying notes are an integral part of these consolidated financial statements.

SBA COMMUNICATIONS CORPORATION AND SUBSIDIARIES
CONSOLIDATED STATEMENTS OF COMPREHENSIVE INCOME
(in thousands)

	For the year ended December 31,		
	2024	2023	2022
Net income	\$ 748,677	\$ 497,415	\$ 459,799
Adjustments related to interest rate swaps	(617)	(68,133)	167,423
Foreign currency translation adjustments	(143,847)	42,546	4,172
Comprehensive income	604,213	471,828	631,394
Comprehensive loss attributable to noncontrolling interests	241	5,296	1,834
Comprehensive income attributable to SBA Communications Corporation	<u>\$ 604,454</u>	<u>\$ 477,124</u>	<u>\$ 633,228</u>

The accompanying notes are an integral part of these consolidated financial statements.

SBA COMMUNICATIONS CORPORATION AND SUBSIDIARIES
CONSOLIDATED STATEMENTS OF SHAREHOLDERS' DEFICIT
(in thousands)

	Total Shareholders' Equity (Deficit)					
	Class A Common Stock		Additional Paid-In Capital	Accumulated Deficit	Accumulated Other Comprehensive Loss, Net	Total Shareholders' Deficit
	Shares	Amount				
BALANCE, December 31, 2021	108,956	\$ 1,089	\$ 2,681,347	\$ (7,203,531)	\$ (762,309)	\$ (5,283,404)
Net income attributable to SBA Communications Corporation	—	—	—	461,429	—	461,429
Common stock issued in connection with equity awards and stock purchase plans, offset by the impact of net share settlements	341	3	28,302	—	—	28,305
Non-cash stock compensation	—	—	101,846	—	—	101,846
Adjustments related to interest rate swaps	—	—	—	—	167,423	167,423
Repurchase and retirement of common stock	(1,300)	(12)	—	(431,654)	—	(431,666)
Foreign currency translation adjustments attributable to SBA Communications Corporation	—	—	—	—	4,376	4,376
Dividends and dividend equivalents on common stock	—	—	—	(308,305)	—	(308,305)
Adjustment to redemption amount related to noncontrolling interests	—	—	(16,319)	—	—	(16,319)
BALANCE, December 31, 2022	107,997	1,080	2,795,176	(7,482,061)	(590,510)	(5,276,315)
Net income attributable to SBA Communications Corporation	—	—	—	501,812	—	501,812
Common stock issued in connection with equity awards and stock purchase plans, offset by the impact of net share settlements	558	5	16,710	—	—	16,715
Non-cash stock compensation	—	—	89,582	—	—	89,582
Adjustments related to interest rate swaps	—	—	—	—	(68,133)	(68,133)
Repurchase and retirement of common stock	(505)	(5)	—	(100,005)	—	(100,010)
Foreign currency translation adjustments attributable to SBA Communications Corporation	—	—	—	—	43,445	43,445
Dividends and dividend equivalents on common stock	—	—	—	(370,570)	—	(370,570)
Adjustment to redemption amount related to noncontrolling interests	—	—	(7,408)	—	—	(7,408)
BALANCE, December 31, 2023	108,050	1,080	2,894,060	(7,450,824)	(615,198)	(5,170,882)
Net income attributable to SBA Communications Corporation	—	—	—	749,536	—	749,536
Common stock issued in connection with equity awards and stock purchase plans, offset by the impact of net share settlements	446	5	17,130	—	—	17,135
Non-cash stock compensation	—	—	75,996	—	—	75,996
Adjustments related to interest rate swaps	—	—	—	—	(617)	(617)
Repurchase and retirement of common stock	(935)	(9)	—	(200,010)	—	(200,019)
Foreign currency translation adjustments attributable to SBA Communications Corporation	—	—	—	—	(144,465)	(144,465)
Dividends and dividend equivalents on common stock	—	—	—	(424,891)	—	(424,891)
Adjustment to redemption amount related to noncontrolling interests	—	—	(11,731)	—	—	(11,731)
BALANCE, December 31, 2024	107,561	\$ 1,076	\$ 2,975,455	\$ (7,326,189)	\$ (760,280)	\$ (5,109,938)

The accompanying notes are an integral part of these consolidated financial statements.

SBA COMMUNICATIONS CORPORATION AND SUBSIDIARIES
CONSOLIDATED STATEMENTS OF CASH FLOWS
(in thousands)

	For the year ended December 31,		
	2024	2023	2022
CASH FLOWS FROM OPERATING ACTIVITIES:			
Net income	\$ 748,677	\$ 497,415	\$ 459,799
Adjustments to reconcile net income to net cash provided by operating activities:			
Depreciation, accretion, and amortization	269,517	716,309	707,576
Non-cash asset impairment and decommission costs	91,279	154,947	42,807
Non-cash compensation expense	74,374	87,919	99,909
Loss (gain) on remeasurement of U.S. denominated intercompany loans	236,467	(81,222)	(20,295)
Loss from extinguishment of debt, net	5,940	—	437
Deferred income tax (benefit) expense	(13,087)	4,629	32,901
Non-cash interest expense	27,661	35,868	46,109
Amortization of deferred financing fees	21,265	20,273	19,835
Other non-cash items reflected in the Statements of Operations	15,829	43,785	9,742
Changes in operating assets and liabilities, net of acquisitions:			
Accounts receivable and costs and estimated earnings in excess of billings on uncompleted contracts, net	18,109	44,386	(81,351)
Prepaid expenses and other assets	(19,480)	(35,498)	(29,746)
Operating lease right-of-use assets, net	127,182	141,114	135,473
Accounts payable and accrued expenses	(4,402)	(66,324)	25,118
Long-term lease liabilities	(141,214)	(138,699)	(129,471)
Other liabilities	(123,251)	119,491	(33,143)
Net cash provided by operating activities	1,334,866	1,544,393	1,285,700
CASH FLOWS FROM INVESTING ACTIVITIES:			
Acquisitions	(299,811)	(129,961)	(1,176,092)
Capital expenditures	(228,149)	(236,698)	(214,443)
Purchase of investments	(1,800,683)	(1,339,026)	(881,781)
Proceeds from sale of investments	1,536,750	1,338,354	878,138
Loan to unconsolidated joint venture	(11,100)	(100,494)	—
Other investing activities	(6,317)	(421)	524
Net cash used in investing activities	(809,310)	(468,246)	(1,393,654)
CASH FLOWS FROM FINANCING ACTIVITIES:			
Borrowings under Revolving Credit Facility	370,000	190,000	975,000
Repayments under Revolving Credit Facility	(550,000)	(730,000)	(605,000)
Proceeds from issuance of Term Loans, net of fees	2,280,565	—	—
Repayment of Term Loans	(2,292,244)	(24,000)	(24,000)
Proceeds from issuance of Tower Securities, net of fees	2,052,136	—	839,885
Repayment of Tower Securities	(620,269)	—	(640,000)
Repurchase and retirement of common stock	(200,019)	(100,010)	(431,666)
Payment of dividends on common stock	(424,191)	(369,960)	(306,766)
Proceeds from employee stock purchase/stock option plans	35,986	44,196	38,303
Payments related to taxes on stock options and restricted stock units	(18,801)	(27,481)	(9,958)
Other financing activities	12,579	37	28,728
Net cash provided by (used in) financing activities	645,742	(1,017,218)	(135,474)
Effect of exchange rate changes on cash, cash equivalents, and restricted cash	(21,587)	2,734	(2,915)
NET CHANGE IN CASH, CASH EQUIVALENTS, AND RESTRICTED CASH	1,149,711	61,663	(246,343)
CASH, CASH EQUIVALENTS, AND RESTRICTED CASH:			
Beginning of year	250,946	189,283	435,626
End of year	\$ 1,400,657	\$ 250,946	\$ 189,283

(continued)

SBA COMMUNICATIONS CORPORATION AND SUBSIDIARIES
CONSOLIDATED STATEMENTS OF CASH FLOWS
(in thousands)

	For the year ended December 31,		
	2024	2023	2022
SUPPLEMENTAL DISCLOSURE OF CASH FLOW INFORMATION:			
Cash paid during the period for:			
Interest	\$ 395,112	\$ 396,593	\$ 347,659
Income taxes	\$ 42,415	\$ 25,581	\$ 32,320
SUPPLEMENTAL CASH FLOW INFORMATION OF NON-CASH ACTIVITIES:			
Right-of-use assets obtained in exchange for new operating lease liabilities	\$ 59,189	\$ 55,409	\$ 171,203
Operating lease modifications and reassessments	\$ 268,531	\$ (36,539)	\$ 48,946
Right-of-use assets obtained in exchange for new finance lease liabilities	\$ 336	\$ 1,954	\$ 3,860

The accompanying notes are an integral part of these consolidated financial statements.

SBA COMMUNICATIONS CORPORATION AND SUBSIDIARIES
NOTES TO CONSOLIDATED FINANCIAL STATEMENTS

1. GENERAL

SBA Communications Corporation (the “Company” or “SBAC”) was incorporated in the State of Florida in March 1997. The Company is a holding company that holds all of the outstanding capital stock of SBA Telecommunications, LLC (“Telecommunications”). Telecommunications is a holding company that holds the outstanding capital stock of SBA Senior Finance, LLC (“SBA Senior Finance”), and other operating subsidiaries which are not a party to any loan agreement. SBA Senior Finance is a holding company that holds, directly or indirectly, the equity interest in certain subsidiaries that issued the Tower Securities (see Note 11) and certain subsidiaries that were not involved in the issuance of the Tower Securities. With respect to the subsidiaries involved in the issuance of the Tower Securities, SBA Senior Finance is the sole member of SBA Holdings, LLC and SBA Depositor, LLC. SBA Holdings, LLC is the sole member of SBA Guarantor, LLC. SBA Guarantor, LLC directly or indirectly holds all of the capital stock of the companies referred to as the “Borrowers” under the Tower Securities. With respect to subsidiaries not involved in the issuance of the Tower Securities, SBA Senior Finance holds all of the membership interests in SBA Senior Finance II, LLC (“SBA Senior Finance II”) and certain non-operating subsidiaries. SBA Senior Finance II holds, directly or indirectly, all the capital stock of certain international subsidiaries and certain other tower companies (known as “Tower Companies”). SBA Senior Finance II also holds, directly or indirectly, all the capital stock and/or membership interests of certain other subsidiaries involved in providing services, including SBA Network Services, LLC (“Network Services”) as well as SBA Network Management, Inc. (“Network Management”) which manages and administers the operations of the Borrowers.

As of December 31, 2024, the Company owned and operated wireless towers in the United States and its territories. In addition, the Company owned towers in Brazil, Canada, Chile, Colombia, Costa Rica, Ecuador, El Salvador, Guatemala, Nicaragua, Panama, Peru, South Africa, the Philippines, and Tanzania. Space on these towers is leased primarily to wireless service providers. On January 10, 2025, the Company completed the sale of all its towers and ended its operations in the Philippines and on February 20, 2025, the Company entered into an agreement to sell all of its towers and related assets held in Colombia. As of December 31, 2024, the Company owned and operated 39,749 towers of which 17,464 are domestic and 22,285 are international, of which 12,520 are located in Brazil.

2. SUMMARY OF SIGNIFICANT ACCOUNTING POLICIES

A summary of the significant accounting policies applied in the preparation of the accompanying consolidated financial statements is as follows:

Principles of Consolidation

The consolidated financial statements have been prepared in accordance with accounting principles generally accepted in the United States of America (“U.S. GAAP”) and include the Company and its majority and wholly-owned subsidiaries. All significant intercompany accounts and transactions have been eliminated in consolidation.

Reclassification

Certain prior year amounts have been reclassified to conform with the current year presentation.

Use of Estimates

The preparation of the consolidated financial statements in conformity with U.S. GAAP requires management to make estimates and assumptions that affect the amounts reported in the consolidated financial statements and accompanying notes. The significant estimates made by management relate to the allowance for doubtful accounts, the costs and revenue relating to the Company’s construction contracts, stock-based compensation assumptions, valuation allowance related to deferred tax assets, fair value of long-lived assets, the useful lives of towers and intangible assets, anticipated property tax assessments, incremental borrowing rate for lease accounting, fair value of investments, and asset retirement obligations. Management develops estimates based on historical experience and on various assumptions about the future that are believed to be reasonable based on the information available. These estimates ultimately may differ from actual results and such differences could be material.

During the first quarter of 2024, the Company completed its assessment on the remaining estimated useful lives of its towers and intangible assets. The Company concluded through its assessment that, for U.S. GAAP purposes, it should modify its current estimates for asset lives based on its historical operating experience and the findings obtained by its independent consultant. The Company previously depreciated its towers on a straight-line basis over the shorter of the (i) term of the underlying ground lease

(including renewal options) taking into account residual value or (ii) estimated useful life of a tower, which the Company had historically estimated to be 15 years. Based on its assessment, the Company revised the estimated useful lives of its towers and certain related intangible assets (which are amortized on a similar basis to its tower assets, as their useful lives correlate to the useful life of the towers) from 15 years to 30 years, effective January 1, 2024. The Company accounted for the change in estimated useful lives as a change in estimate under ASC 250 "Accounting Changes and Error Corrections." The impact of the change in estimate was accounted for prospectively effective January 1, 2024, resulting in a reduction in depreciation and amortization expense of approximately \$411.5 million (\$372.5 million after tax, or an increase of \$3.45 per diluted share) for the year ended December 31, 2024.

Cash and Cash Equivalents

Cash and cash equivalents consist primarily of cash in banks, commercial paper, highly liquid short-term investments, and other marketable securities with an original maturity of three months or less at the time of purchase. These investments are carried at cost, which approximates fair value.

Restricted Cash

The Company classifies all cash pledged as collateral to secure certain obligations and all cash whose use is limited as restricted cash. This includes cash held in escrow to fund certain reserve accounts relating to the Tower Securities as well as for payment and performance bonds and surety bonds issued for the benefit of the Company in the ordinary course of business, as well as collateral associated with workers' compensation plans (see Note 4).

Investments

Investment securities with original maturities of more than three months but less than one year at time of purchase are considered short-term investments and are classified in prepaid expenses and other current assets on the accompanying Consolidated Balance Sheets. The Company's short-term investments primarily consist of money market funds. Investment securities with maturities of more than a year are considered long-term investments and are classified in other assets on the accompanying Consolidated Balance Sheets. Long-term investments consist of strategic investments in companies and are accounted for under the cost and equity method. Gross purchases and proceeds from sales of the Company's investments are presented within Cash flows from investing activities on the Company's Consolidated Statements of Cash Flows. During the years ended December 31, 2024 and 2023, no gain or loss was recorded related to the sale or maturity of investments.

Property and Equipment

Property and equipment are recorded at cost or at estimated fair value (in the case of acquired properties), adjusted for asset impairment and estimated asset retirement obligations. Costs for self-constructed towers include direct materials and labor, indirect costs and capitalized interest. Approximately \$0.8 million, \$0.9 million, and \$0.6 million of interest cost was capitalized in 2024, 2023 and 2022, respectively.

Depreciation on towers and related components is provided using the straight-line method over the estimated useful lives, not to exceed the minimum lease term of the underlying ground lease after consideration of residual value. To determine the lease term, the Company considers all renewal periods that are reasonably certain to be exercised, taking into consideration all economic factors, including the communications site's estimated economic life and the respective lease terms of the Company's tenants under the existing lease arrangements on such site. Leasehold improvements are amortized on a straight-line basis over the shorter of the useful life of the improvement or the minimum lease term of the lease. For all other property and equipment, depreciation is provided using the straight-line method over the estimated useful lives.

The Company performs ongoing evaluations of the estimated useful lives of its property and equipment for depreciation purposes. The estimated useful lives are determined and continually evaluated based on the period over which services are expected to be rendered by the asset. If the useful lives of assets are reduced, depreciation may be accelerated in future years. Property and equipment under capital leases are amortized on a straight-line basis over the term of the lease, after consideration of residual value, or the remaining estimated life of the leased property, whichever is shorter, and the related amortization is included in depreciation expense. Expenditures for maintenance and repair are expensed as incurred.

Asset classes and related estimated useful lives are as follows:

Towers and related components	3 - 30 years
Furniture, equipment, and vehicles	2 - 7 years
Data Centers, buildings, and leasehold improvements	10 - 40 years

Betterments, improvements, and significant repairs, which increase the value or extend the life of an asset, are capitalized and depreciated over the estimated useful life of the respective asset. Changes in an asset's estimated useful life are accounted for prospectively, with the book value of the asset at the time of the change being depreciated over the revised remaining useful life. There has been no material impact for changes in estimated useful lives for any years presented other than the change of useful lives of the Company's towers from 15 years to 30 years effective January 1, 2024, as discussed above.

Deferred Financing Fees

Financing fees related to the issuance of debt have been deferred and are being amortized using the effective interest rate method over the expected duration of the related indebtedness (see Note 11). For all of the Company's debt, except for the Revolving Credit Facility where the debt issuance costs are being presented as an asset on the accompanying Consolidated Balance Sheets, debt issuance costs are presented on the balance sheet as a direct deduction from the related debt liability rather than as an asset.

Intangible Assets

The Company classifies as intangible assets the fair value of current leases in place at the acquisition date of towers and related intangible assets (referred to as the "Current contract intangibles"), and the fair value of future tenant leases anticipated to be added to the acquired towers (referred to as the "Network location intangibles"). These intangibles are estimated to have a useful life consistent with the useful life of the related tower assets, which is typically 30 years. For all intangible assets, amortization is provided using the straight-line method over the estimated useful lives as the benefit associated with these intangible assets is anticipated to be derived evenly over the life of the asset.

Impairment of Long-Lived Assets

The Company evaluates its individual long-lived and related assets with finite lives for indicators of impairment to determine when an impairment analysis should be performed. The Company evaluates its tower and related assets at the tower level, which is the lowest level for which identifiable cash flows exists. The Company evaluates its Network location intangibles for impairment at the tower leasing business level. The Company has established a policy to at least annually, or earlier if indicators of impairment arise, evaluate its tower assets and Current contract and Network location intangibles for impairment.

The Company performs its evaluation for impairment by first calculating the future undiscounted cash flows of its investments in towers and related assets and comparing those amounts to the carrying value of the assets. If the future undiscounted cash flows are lower than the carrying value of the investment in the tower and related assets, the Company calculates the future discounted cash flows and compares those amounts to the carrying value. The Company records an impairment charge for any amounts lower than the carrying value. Estimates and assumptions inherent in the impairment evaluation include, but are not limited to, general market and economic conditions, historical operating results, geographic location, lease-up potential, and expected timing of lease-up. In addition, the Company makes certain assumptions in determining an asset's fair value for the purpose of calculating the amount of an impairment charge.

The Company recognized impairment charges of \$107.9 million, \$169.4 million, and \$43.2 million for the years ended December 31, 2024, 2023 and 2022, respectively. Refer to Note 3 for further detail of these amounts.

Fair Value Measurements

The Company determines the fair market values of its financial instruments based on the fair value hierarchy, which requires an entity to maximize the use of observable inputs and minimize the use of unobservable inputs when measuring fair value. The following three levels of inputs may be used to measure fair value:

- | | |
|---------|--|
| Level 1 | Quoted prices in active markets for identical assets or liabilities that the Company has the ability to access at the measurement date. |
| Level 2 | Observable inputs other than Level 1 prices, such as quoted prices for similar assets or liabilities; quoted prices in markets that are not active; or other inputs that are observable or can be corroborated by observable market data for substantially the full term of the assets or liabilities. |
| Level 3 | Unobservable inputs that are supported by little or no market activity and that are significant to the fair value of the assets or liabilities. |

Revenue Recognition and Accounts Receivable

Site leasing revenues

Revenue from site leasing is recognized on a straight-line basis over the current term of the related lease agreements. Receivables recorded related to the straight-line impact of site leases are reflected in other assets on the Consolidated Balance Sheets. Rental amounts received in advance are recorded as deferred revenue on the Consolidated Balance Sheets. Revenues from site leasing represent 94% of the Company's total revenues for the year ended December 31, 2024. For additional information on tenant leases, refer to the Leases section below.

Site development revenues

Site development projects in which the Company performs consulting services include contracts on a fixed price basis that are billed at contractual rates. Revenue is recognized over time based on milestones achieved, which are determined based on costs incurred. Amounts billed in advance (collected or uncollected) are recorded as deferred revenue on the Consolidated Balance Sheets.

Revenue from construction projects is recognized over time, determined by the percentage of cost incurred to date compared to management's estimated total cost for each contract. This method is used because management considers total cost to be the best available measure of progress on the contracts. These amounts are based on estimates, and the uncertainty inherent in the estimates initially is reduced as work on the contracts nears completion. Refer to Note 5 for further detail of costs and estimated earnings in excess of billings on uncompleted contracts. Provisions for estimated losses on uncompleted contracts are made in the period in which such losses are determined to be probable.

The site development segment represents approximately 6% of the Company's total revenues for the year ended December 31, 2024. The Company accounts for site development revenue in accordance with ASC 606, Revenue from Contracts with Customers. Payment terms do not result in any significant financing arrangements. Furthermore, these contracts do not typically include variable consideration; therefore, the transaction price that is recognized over time is generally the amount of the total contract.

Accounts receivable

The accounts receivable balance was \$145.7 million and \$182.7 million as of December 31, 2024 and 2023, respectively, of which \$26.4 million and \$32.3 million related to the site development segment as of December 31, 2024 and 2023, respectively. Refer to Note 15 for further detail of the site development segment.

Credit Losses

The Company's expected credit loss allowance methodology for accounts receivable is developed using historical collection experience, current and future economic and market conditions, and a review of the current status of customers' trade accounts receivables. Due to the short-term nature of such receivables, the estimate of the amount of accounts receivable that may not be collected considers aging of the accounts receivable balances and the financial condition of customers. Additionally, specific allowance amounts are established to record the appropriate provision for customers that have a higher probability of default. The Company's monitoring activities include timely account reconciliation, dispute resolution, payment confirmation, consideration of

customers' financial condition, and macroeconomic conditions. Balances are written off when determined to be uncollectible. The Company is exposed to credit losses primarily through the site development business segment which provides consulting and construction related services.

The following is a rollforward of the allowance for doubtful accounts for the Company's site leasing and site development businesses:

	For the year ended December 31,		
	2024	2023	2022
	(in thousands)		
Beginning balance	\$ 12,838	\$ 9,166	\$ 12,135
Provision for doubtful accounts ⁽¹⁾	3,680	3,731	632
Write-offs	(637)	(220)	(1,793)
Recoveries ⁽²⁾	—	—	(2,204)
Acquisitions	—	—	116
Currency translation adjustment	(1,194)	161	280
Ending balance	\$ 14,687	\$ 12,838	\$ 9,166

- (1) The year ended December 31, 2023 includes a \$3.1 million reserve recorded related to Oi S.A.
(2) Amounts include annual installment payments related to the Oi S.A. reorganization. The fourth and final annual installment payment was received during the year ended December 31, 2022.

Cost of Revenue

Cost of site leasing revenue includes ground lease rent, property taxes, amortization of deferred lease costs, maintenance, fuel, energy, and other tower operating expenses. Cost of site development revenue includes the cost of materials, salaries, and labor costs, including payroll taxes, subcontract labor, vehicle expense, and other costs directly and indirectly related to the projects. All costs related to site development projects are recognized as incurred.

Income Taxes

The Company recognizes deferred tax assets and liabilities for the estimated future tax consequences attributable to differences between the financial reporting and tax bases of existing assets and liabilities. Deferred tax assets and liabilities are measured using tax rates in effect for the year in which the temporary differences are expected to reverse. A valuation allowance is recorded to reduce the carrying amounts of deferred tax assets if it is "more-likely-than-not" that those assets will not be realized. The Company considers many factors when assessing the likelihood of future realization, including the Company's recent cumulative earnings by taxing jurisdiction, expectations of future taxable income, prudent and feasible tax planning strategies that are available, the carryforward periods available to the Company for tax reporting purposes and other relevant factors.

The Company began operating as a REIT for federal income tax purposes effective January 1, 2016. As a REIT, the Company generally is not subject to corporate level federal income tax on taxable income it distributes to its stockholders as long as it meets the organizational and operational requirements under the REIT rules. However, certain subsidiaries have made an election with the IRS to be treated as a taxable REIT subsidiary ("TRS") in conjunction with the Company's REIT election. The TRS elections permit the Company to engage in certain business activities in which the REIT may not engage directly, so long as these activities are conducted in entities that elect to be treated as TRSs under the Code. A TRS is subject to federal and state income taxes on the income from these activities. Additionally, the Company has included in TRSs the Company's tower operations in most foreign jurisdictions; however, the REIT holds selected tower assets in certain foreign jurisdictions. Those operations will continue to be subject to foreign taxes in the jurisdiction in which such assets and operations are located regardless of whether they are included in a TRS.

The Company will continue to file separate federal tax returns for the REIT and TRS for the year ended December 31, 2024. The REIT had taxable income during the year ended December 31, 2024 and paid a dividend and utilized net operating losses ("NOLs") to offset its remaining 2024 distribution requirement. Some of the Company's TRSs generated NOLs which will be carried forward to use in future years. A portion of the deferred tax asset generated by the NOLs are reserved by a valuation allowance.

Stock-Based Compensation

The Company measures and recognizes compensation expense for all share-based payment awards made to employees and directors, including stock options, restricted stock units ("RSUs"), performance-based restricted stock units ("PSUs"), and purchases

under the Company's employee stock purchase plans. The Company records compensation expense for stock options, RSUs, and PSUs on a straight-line basis over the vesting period; however, compensation expense related to certain PSUs are subject to adjustment on performance relative to the established targets. Compensation expense for stock options is based on the estimated fair value of the options on the date of the grant using the Black-Scholes option-pricing model. Compensation expense for RSUs and PSUs is based on the fair market value of the units awarded at the date of the grant. Fair value for a portion of the PSUs was calculated using a Monte Carlo simulation model.

Asset Retirement Obligations

The Company has entered into ground leases for the land underlying the majority of the Company's towers. A majority of these leases require the Company to remove improvements only or restore land interests to their original condition upon termination of the ground lease.

In determining the measurement of the asset retirement obligations, the Company considered the nature and scope of the contractual restoration obligations contained in the Company's ground leases, the historical retirement experience as an indicator of future restoration probabilities, intent in renewing existing ground leases through lease termination dates, current and future value, timing of estimated restoration costs, and the credit adjusted risk-free rate used to discount future obligations.

The Company recognizes asset retirement obligations in the period in which they are incurred, if a reasonable estimate of a fair value can be made. The associated asset retirement costs are capitalized as part of the carrying amount of the related tower fixed assets, and over time, the liability is accreted to its present value each period and the capitalized cost is depreciated over the estimated useful life of the tower. As of December 31, 2024 and 2023, the asset retirement obligation was \$140.9 million and \$119.3 million, respectively, and is included in other long-term liabilities on the Consolidated Balance Sheets. Upon settlement of the obligations, any difference between the cost to retire an asset and the recorded liability is recorded in Asset impairment and decommission costs on the Consolidated Statements of Operations.

Comprehensive Income

Comprehensive income is defined as the change in equity (net assets) of a business enterprise during a period from transactions and other events and circumstances from non-owner sources, and is comprised of net income, foreign currency translation adjustments, and adjustments related to interest rate swaps designated as cash flow hedges.

Foreign Currency Translation

All assets and liabilities of foreign subsidiaries that do not utilize the U.S. dollar as its functional currency are translated at period-end exchange rates, while revenues and expenses are translated at monthly average exchange rates during the year. Unrealized translation gains and losses are reported as foreign currency translation adjustments through Accumulated other comprehensive loss, net in the Consolidated Statement of Shareholders' Deficit.

For foreign subsidiaries where the U.S. dollar is the functional currency, monetary assets and liabilities of such subsidiaries, which are not denominated in U.S. dollars, are remeasured at exchange rates in effect at the balance sheet date, and revenues and expenses are remeasured at monthly average rates prevailing during the year. Remeasurement gains and losses are reported as Other (expense) income, net in the Consolidated Statements of Operations.

Intercompany Loans Subject to Remeasurement

In accordance with ASC 830, the Company remeasures foreign denominated intercompany loans with the corresponding change in the balance being recorded in Other (expense) income, net in the Consolidated Statements of Operations as settlement is anticipated or planned in the foreseeable future. The Company recorded a \$156.8 million loss, a \$52.4 million gain, and a \$12.9 million gain, net of taxes, on the remeasurement of intercompany loans for the years ended December 31, 2024, 2023, and 2022, respectively. During the year ended December 31, 2024, the Company funded \$9.3 million and repaid \$177.1 million under its intercompany loan agreements. As of December 31, 2024 and 2023, the aggregate amount outstanding under the intercompany loan agreements subject to remeasurement with the Company's foreign subsidiaries was \$1.1 billion and \$1.3 billion, respectively. Subsequent to December 31, 2024, the Company made no repayments under its intercompany loan agreements.

Acquisitions

The Company's acquisitions generally qualify for asset acquisition treatment under ASC 360, Property, Plant, and Equipment, rather than business combination treatment under ASC 805, Business Combinations. For acquisitions, the aggregate purchase price is allocated on a relative fair value basis to towers and related intangible assets. The fair values of these net assets acquired are based on management's estimates and assumptions, as well as other information compiled by management, including valuations that utilize customary valuation procedures and techniques. The fair value estimates are based on available historical information and on future expectations and assumptions deemed reasonable by management at the time. If the actual results differ from the estimates and judgments used in these fair values, the amounts recorded in the consolidated financial statements could be subject to a possible impairment of the intangible assets or require acceleration of the amortization expense of intangible assets in subsequent periods. External, direct transaction costs will be capitalized as a component of the cost of the asset acquired. The Company will continue to expense internal acquisition costs as incurred. For business combinations, the estimates of the fair value of the assets acquired and liabilities assumed at the date of an acquisition are subject to adjustment during the measurement period (up to one year from the particular acquisition date). During the measurement period, the Company will adjust assets and/or liabilities if new information is obtained about facts and circumstances that existed as of the acquisition date that, if known, would have resulted in a revised estimated value of those assets and/or liabilities as of that date. As of December 31, 2024, there were no material acquisitions with purchase price allocations that were preliminary.

In connection with certain acquisitions, the Company may agree to pay contingent consideration (or earnouts) in cash or stock if the communication sites or businesses that are acquired meet or exceed certain performance targets over a period of one year to three years after they have been acquired. Contingent consideration in connection with asset acquisitions will be recognized at the time when the contingency is resolved or becomes payable and will increase the cost basis of the assets acquired.

Leases

ASC 842, Leases, requires all lessees to recognize a right-of-use asset and a lease liability, initially measured at the present value of the lease payments and any prepaid rent amounts. The Company has elected not to separate nonlease components from the associated lease component for all underlying classes of assets.

The components of the right-of-use lease liabilities as of December 31, 2024 and 2023 are as follows (in thousands):

	December 31, 2024	December 31, 2023
	(in thousands)	
Current operating lease liabilities	\$ 259,765	\$ 271,793
Current financing lease liabilities	1,252	1,671
Current lease liabilities	<u>\$ 261,017</u>	<u>\$ 273,464</u>
Long-term operating lease liabilities	\$ 1,901,554	\$ 1,862,509
Long-term financing lease liabilities	1,885	3,177
Long-term lease liabilities	<u>\$ 1,903,439</u>	<u>\$ 1,865,686</u>

Operating Leases

Ground leases. The Company enters into long-term lease contracts for land that underlies its tower structures. Ground lease agreements generally include renewal options which can be exercised exclusively at the Company's election. To determine the lease term, the Company considers all renewal periods that are reasonably certain to be exercised, taking into consideration all economic factors, including the communications site's estimated economic life and the respective lease terms of the Company's tenants under the existing lease arrangements on such site.

Substantially all leases provide for rent rate escalations. In the United States and the Company's international markets, ground leases and other property interests typically either (1) contain specific annual rent escalators or (2) escalate annually in accordance with an inflationary index. Increases or decreases in lease payments that result from subsequent changes in the index or rate are accounted for as variable lease payments.

Office leases. The Company's office leases consist of long-term leases for international, regional, and certain site development office locations. Office leases include a single lease component, lease of the office space, and sometimes nonlease

components such as common area maintenance expenses. The lease term for office leases are generally considered to be the contractually committed term.

Finance Leases

Vehicle leases. The Company leases vehicles that are used in its site development business. These leases are generally accounted for as financing leases and have lease terms that are contractually committed and do not include optional renewal terms.

Acquired right-of-use assets. In connection with certain acquisitions, the Company may acquire the exclusive right to lease and operate communication sites for a period that represents (1) a major part of the remaining economic life of the underlying assets and/or (2) the purchase price represents substantially all of the fair value of the underlying asset. The Company accounts for these arrangements as financing leases. Payments associated with the right-of-use of these assets are typically fully funded at the acquisition date and will be recognized over the respective lease term. The right-of-use assets related to these transactions are recorded in Acquired and other right-of-use assets, net on the Consolidated Balance Sheets.

Discount Rate

When available, the Company uses the rate implicit in the lease to discount lease payments to present value. However, the Company's ground leases generally do not provide a readily determinable implicit rate. Therefore, the Company estimates the incremental borrowing rate to discount lease payments based on information available at lease commencement or upon a modification. The Company uses publicly available data for instruments with similar characteristics when calculating its incremental borrowing rates.

Lease Cost

Variable lease payments include escalations based on an inflationary index and are initially recognized using the prevailing index at the date of initial measurement or upon reassessment of the lease term. Subsequent changes in standard cost of living increases are recognized as variable lease costs. Variable lease payments also include contingent rent provisions.

The components of lease cost, lease term, and discount rate as of December 31, 2024 and 2023 are as follows:

	For the year ended December 31,	
	2024	2023
	(in thousands)	
Amortization of acquired and other right-of-use assets	\$ 38,771	\$ 42,312
Interest on finance lease liabilities	177	211
Total finance lease cost	38,948	42,523
Operating lease cost	278,443	290,169
Variable lease cost	60,732	63,625
Total lease cost	<u>\$ 378,123</u>	<u>\$ 396,317</u>

Weighted-Average Remaining Lease Term as of 2024 and 2023:

Operating leases	15.8 years	12.9 years
Finance leases	50.9 years	49.3 years

Weighted-Average Discount Rate as of 2024 and 2023:

Operating leases	6.6%	6.4%
Finance leases	4.9%	4.4%

	For the year ended	
	December 31, 2024	December 31, 2023
Other information:		
Cash paid for amounts included in measurement of lease liabilities:		
Cash flows from operating leases	\$ 277,560	\$ 279,194
Cash flows from finance leases	\$ 2,046	\$ 2,522

Tenant Leases

The Company enters into long-term lease contracts with wireless service providers to lease antenna space on towers that it owns or operates. Each tenant lease relates to the lease or use of space at an individual site. Tenant leases are generally for an initial term of five years to fifteen years with multiple renewal periods, which are at the option of the tenant. Tenant leases typically (1) contain specific annual rent escalators, (2) escalate annually in accordance with an inflationary index, or (3) escalate using a combination of fixed and inflation adjusted escalators, including the renewal option periods.

Tenant lease agreements generally include renewal options which can be exercised exclusively at the tenant's election. The only common exception is if the Company no longer has a right to the ground underlying the site, the lease agreements permit the Company to terminate the lease. Despite high frequency of renewal of options to extend the lease by its tenants, the Company has concluded that the exercise of a renewal option by a tenant is generally not a reasonably certain occurrence; therefore, only the current committed term is included in the determination of the lease term.

Certain tenant leases provide for a reimbursement of costs incurred by the Company. The Company pays these costs directly and is not relieved of the primary obligation for the expenses. These reimbursements are recorded as revenue on the Statements of Operations.

Deferred Lease Costs

ASC 842, Leases, defines initial direct costs as incremental costs that would not have been incurred if the lease had not been obtained. These costs, including commissions paid related to the origination of specific tenant leases, are deferred and amortized over the remaining lease term. Initial direct costs were approximately \$2.1 million, \$3.2 million, and \$3.3 million for the years ended December 31, 2024, 2023, and 2022, respectively. Amortization expense related to deferred initial direct costs was \$1.9 million, \$2.3 million, and \$1.9 million for the years ended December 31, 2024, 2023, and 2022, respectively. As of December 31, 2024 and 2023, unamortized deferred initial direct costs were \$8.8 million and \$8.7 million, respectively, and are included in Other assets on the Consolidated Balance Sheets.

Derivatives and Hedging Activities

The Company enters into interest rate swaps to hedge the future interest expense from variable rate debt and reduce the Company's exposure to fluctuations in interest rates. At inception, the Company evaluates the interest rate swaps to determine whether they qualify for hedge accounting. In accordance with ASC 815, Derivatives and Hedging, hedge accounting should be provided only if the derivative hedging instrument is expected to be, and actually is, effective at offsetting changes in fair values or cash flows of the hedged item. The effective portion of the gain or loss is recorded in Accumulated other comprehensive loss, net on the Consolidated Balance Sheets. The ineffective portion of the gain or loss from the interest rate swap is recognized in earnings immediately. On a quarterly basis, the Company evaluates whether the cash flow hedge remains highly effective in offsetting changes in cash flows. Refer to Note 21 for further discussion of the interest rate swaps.

Accounting Standards Updates

Recently Adopted Accounting Pronouncements

In November 2023, the Financial Accounting Standards Board ("FASB") issued ASU 2023-07, Segment Reporting (Topic 280): Improvements to Reportable Segment Disclosures, to enhance reportable segment disclosures, primarily through additional disclosures of significant segment expenses regularly provided to the chief operating decision maker ("CODM"), along with disclosure of the title and position of the CODM. The adoption did not have a significant impact on related disclosures. Refer to Note 15 for the Company's Segment Data disclosures.

Recently Issued Accounting Pronouncements Not Yet Adopted

In December 2023, the FASB issued ASU 2023-09, Income Taxes (Topic 740): Improvements to Income Tax Disclosures, requiring public business entities to provide improved income tax disclosures on an annual basis, primarily through enhanced disclosures related to rate reconciliation and income taxes paid information. The standard is effective for fiscal years beginning after December 15, 2024, with early adoption permitted. The Company is currently evaluating the effect of this standard on its consolidated financial statements and related disclosures.

In November 2024, the FASB issued ASU 2024-03, Income Statement – Reporting Comprehensive Income – Expense Disaggregation Disclosures (Subtopic 220-40): Disaggregation of Income Statement Expenses, requiring improved expense disclosures, in the notes to the financial statements, of public business entities to provide more detailed information about certain costs and expenses. The standard is effective for annual reporting period beginning after December 15, 2026, and interim reporting periods beginning after December 15, 2027. Early adoption is permitted. The Company is currently evaluating the effect of this standard on its consolidated financial statements and related disclosures.

3. FAIR VALUE MEASUREMENTS

Items Measured at Fair Value on a Recurring Basis—The Company's asset retirement obligations are measured at fair value on a recurring basis using Level 3 inputs and are recorded in Other long-term liabilities in the Consolidated Balance Sheets. The fair value of the asset retirement obligations is calculated using a discounted cash flow model.

Refer to Note 20 for discussion of the Company's redeemable noncontrolling interests.

Items Measured at Fair Value on a Nonrecurring Basis—The Company estimates the fair value of assets subject to impairment using a discounted cash flow ("DCF") (Level 3 input) analysis. Determining fair value requires the exercise of significant judgments, including the amount and timing of expected future cash flows, long-term growth rates, discount rates and relevant comparable earnings and trading multiples. The cash flows employed in the DCF analysis are based on estimates of future revenues, earnings, and cash flows after considering factors such as tower location demographics, timing of additions of new tenants, lease rates, rate and term of renewal, attrition, ongoing cash requirements, and market multiples. Each of the assumptions are applied based on the specific facts and circumstances of the identified assets at the lowest level of identifiable cash flows. The DCF analysis used an average discount rate ranging from 7.5%- 8.8%.

Asset impairment and decommission costs for all periods presented and the related impaired assets primarily relate to the Company's site leasing operating segment. The following summarizes the activity of asset impairment and decommission costs (in thousands):

	For the year ended December 31,		
	2024	2023	2022
Asset impairment ⁽¹⁾	\$ 73,848	\$ 139,466	\$ 34,734
Write-off of carrying value of decommissioned towers	15,452	12,015	8,095
Other (including tower and equipment decommission costs)	18,625	17,906	331
Total asset impairment and decommission costs	<u>\$ 107,925</u>	<u>\$ 169,387</u>	<u>\$ 43,160</u>

- (1) Represents impairment charges resulting from the Company's regular analysis of whether the anticipated future cash flows from certain towers are sufficient to recover the carrying value of the investment in those towers. Impairment charges for the year ended December 31, 2023 includes the impact of the planned abandonment of identified sites with minimal expectations of future economic benefit (primarily from Sprint and Oi related churn), partially offset by a \$45.1 million benefit from the reassessment of the lease terms. The reassessment resulted in an overall shortening of the lease term and a reduction to the lease liability and right-of-use asset.

The Company's long-term investments were \$20.8 million and \$24.5 million as of December 31, 2024 and 2023, respectively, and are recorded in Other assets on the Consolidated Balance Sheets. The estimation of the fair value of the investment involves the use of Level 3 inputs. The Company evaluates these investments for indicators of impairment. The Company considers impairment indicators such as negative changes in industry and market conditions, financial performance, business prospects, and other relevant events and factors. If indicators exist and the fair value of the investment is less than the carrying amount, an impairment charge will be recorded. The Company did not recognize any impairment loss associated with its investments during the year ended December 31, 2024. During the years December 31, 2023 and 2022, the Company recognized an impairment loss of \$4.7 million and \$0.9 million, respectively, associated with its investments.

Fair Value of Financial Instruments—The carrying values of cash and cash equivalents, accounts receivable, restricted cash, accounts payable, and short-term investments approximate their estimated fair values due to the short maturity of these instruments. The Company's estimate of its short-term investments is based primarily upon Level 1 reported market values. As of December 31, 2024 and 2023, the Company had \$254.5 million and \$1.0 million of short-term investments, respectively. The Company purchased \$1.8 billion and sold \$1.5 billion of short-term investments during the year ended December 31, 2024. The

Company purchased and sold \$1.3 billion and \$0.9 billion of short-term investments during the years ended December 31, 2023 and 2022, respectively.

The Company determines fair value of its debt instruments utilizing various Level 2 sources including quoted prices and indicative quotes (non-binding quotes) from brokers that require judgment to interpret market information including implied credit spreads for similar borrowings on recent trades or bid/ask prices. The fair value of the Revolving Credit Facility is considered to approximate the carrying value because the Company does not believe its credit risk has changed materially from the date the applicable Term SOFR Rate was set for the Revolving Credit Facility (112.5 to 150.0 basis points). Refer to Note 11 for the fair values, principal balances, and carrying values of the Company's debt instruments.

For discussion of the Company's derivatives and hedging activities, refer to Note 2 and Note 21.

4. CASH, CASH EQUIVALENTS, AND RESTRICTED CASH

The cash, cash equivalents, and restricted cash balances on the Consolidated Statements of Cash Flows consist of the following:

	As of December 31, 2024	As of December 31, 2023	As of December 31, 2022	Included on Balance Sheet
	(in thousands)			
Cash and cash equivalents	\$ 189,841	\$ 208,547	\$ 143,708	Cash and cash equivalents
Securitization escrow accounts	1,200,025	31,852	35,820	Restricted cash - current asset
Payment, performance bonds, and other	6,628	6,277	6,139	Restricted cash - current asset
Surety bonds and workers compensation	4,163	4,270	3,616	Other assets - noncurrent
Total cash, cash equivalents, and restricted cash	<u>\$ 1,400,657</u>	<u>\$ 250,946</u>	<u>\$ 189,283</u>	

Pursuant to the terms of the Tower Securities (see Note 11), the Company is required to establish a securitization escrow account, held by the indenture trustee, into which all rents and other sums due on the towers that secure the Tower Securities are directly deposited by the lessees. These restricted cash amounts are used to fund reserve accounts for the payment of (1) debt service costs, (2) ground rents, real estate and personal property taxes, and insurance premiums related to towers, (3) trustee and servicing expenses, and (4) management fees. The restricted cash in the securitization escrow account in excess of required reserve balances is subsequently released to the Borrowers (as defined in Note 11) monthly, provided that the Borrowers are in compliance with their debt service coverage ratio and that no event of default has occurred. All monies held by the indenture trustee are classified as restricted cash on the Company's Consolidated Balance Sheets. Additionally, securitization escrow accounts include \$1.165 billion held as of December 31, 2024 which was utilized to repay the 2019-1C Tower Securities on January 15, 2025.

Payment and performance bonds relate primarily to collateral requirements for tower construction currently in process by the Company. Other restricted cash includes \$6.4 million and \$6.1 million held in escrow as of December 31, 2024 and 2023, respectively, related to the Company's acquisition activities. Cash is pledged as collateral related to surety bonds issued for the benefit of the Company or its affiliates in the ordinary course of business and primarily related to the Company's tower removal obligations. As of December 31, 2024 and 2023, the Company had \$42.5 million and \$42.0 million in surety and payment and performance bonds, respectively, for which no collateral was required to be posted. The Company periodically evaluates the collateral posted for its bonds to ensure that it meets the minimum requirements. As of December 31, 2024 and 2023, the Company had pledged \$2.5 million and \$2.4 million, respectively, as collateral related to its workers' compensation policy.

5. COSTS AND ESTIMATED EARNINGS ON UNCOMPLETED CONTRACTS

The Company's costs and estimated earnings on uncompleted contracts are comprised of the following:

	As of December 31, 2024	As of December 31, 2023
	(in thousands)	
Costs incurred on uncompleted contracts	\$ 74,474	\$ 98,674
Estimated earnings	31,514	64,589
Billings to date	(92,082)	(152,608)
	<u>\$ 13,906</u>	<u>\$ 10,655</u>

These amounts are included in the Consolidated Balance Sheets under the following captions:

	As of December 31, 2024	As of December 31, 2023
	(in thousands)	
Costs and estimated earnings in excess of billings on uncompleted contracts	\$ 19,198	\$ 16,252
Billings in excess of costs and estimated earnings on uncompleted contracts (included in Other current liabilities)	(5,292)	(5,597)
	<u>\$ 13,906</u>	<u>\$ 10,655</u>

At December 31, 2024 and 2023, the two largest customers comprised 89.0% and 84.6%, respectively, of the costs and estimated earnings in excess of billings on uncompleted contracts, net of billings in excess of costs and estimated earnings.

6. PREPAID EXPENSES AND OTHER CURRENT ASSETS AND OTHER ASSETS

The Company's prepaid expenses and other current assets are comprised of the following:

	As of December 31, 2024	As of December 31, 2023
	(in thousands)	
Short-term investments	\$ 254,534	\$ 1,046
Short-term loans receivable ⁽¹⁾	115,281	1,026
Prepaid real estate taxes	3,564	3,522
Interest receivable	4,359	2,102
Prepaid insurance	1,704	1,522
Prepaid taxes	11,496	9,064
Prepaid ground rent	3,638	3,712
Other current assets	22,757	16,599
Total prepaid expenses and other current assets	<u>\$ 417,333</u>	<u>\$ 38,593</u>

The Company's other assets are comprised of the following:

	As of December 31, 2024	As of December 31, 2023
	(in thousands)	
Straight-line rent receivable	\$ 417,572	\$ 415,100
Interest rate swap asset ⁽²⁾	50,589	104,674
Loans receivable ⁽¹⁾	59,326	148,104
Deferred lease costs, net	8,836	8,713
Deferred tax asset - long term	53,974	67,473
Long-term investments	20,779	24,540
Other	46,021	43,872
Total other assets	<u>\$ 657,097</u>	<u>\$ 812,476</u>

- (1) On March 17, 2023 (as amended through February 18, 2025), the Company entered into a loan agreement with one of its unconsolidated joint ventures ("the Investee"). As part of the loan agreement, as amended, the Investee may borrow up to \$115.0 million in aggregate principal amount, consisting of a \$73.0 million initial term loan and \$42.0 million of delayed draw term loans. The final maturity date of the loans is March 7, 2025. The loans accrue interest at a variable rate, adjusting monthly, plus the applicable margin. The loans are collateralized by equity securities in the Investee. The funding of the loans is recorded in Other investing activities on the Consolidated Statements of Cash Flows. The outstanding principal balance of the loan was \$115.0 million and \$100.5 million as of December 31, 2024 and 2023, respectively. The loan was included within Short-term loans receivable and Loans receivable as of December 31, 2024 and 2023, respectively. As of December 31, 2024, the loan was accruing interest at a blended rate of 9.303%.
- (2) Refer to Note 21 for more information on the Company's interest rate swaps.

7. ACQUISITIONS

The following table summarizes the Company's acquisition activity:

	For the year ended December 31,		
	2024	2023	2022
Tower acquisitions (number of towers)	186	91	4,790

The following table summarizes the Company's cash acquisition capital expenditures:

	For the year ended December 31,		
	2024	2023	2022
	(in thousands)		
Acquisitions of towers and related assets ⁽¹⁾⁽²⁾	\$ 243,635	\$ 86,686	\$ 1,092,462
Land buyouts and other assets ⁽³⁾⁽⁴⁾	56,176	43,275	83,630
Total cash acquisition capital expenditures	<u>\$ 299,811</u>	<u>\$ 129,961</u>	<u>\$ 1,176,092</u>

- (1) During the year ended December 31, 2022, the Company closed on 1,445 sites from Airtel Tanzania for \$176.1 million.
- (2) During the year ended December 31, 2022, the Company acquired 2,632 sites from GTS in Brazil for \$728.2 million, net of working capital adjustments.
- (3) Excludes \$24.9 million, \$17.6 million, and \$17.9 million spent to extend ground lease terms for the years ended December 31, 2024, 2023, and 2022, respectively.
- (4) The year ended December 31, 2022 includes amounts paid related to the acquisition of a data center.

During the years ended December 31, 2024, 2023, and 2022, the Company acquired 186, 91, and 4,790 towers and related assets and liabilities, respectively. The table below summarizes the Company's acquisition of towers and related assets, by asset class:

	For the year ended December 31,		
	2024	2023	2022 ⁽¹⁾
	(in thousands)		
Property and equipment, net	\$ 28,730	\$ 18,762	\$ 148,303
Intangible assets, net	217,388	66,616	351,967
Operating lease right-of-use assets, net	28,505	15,863	173,796
Acquired and other right-of-use assets, net	68	3,744	567,303
Acquisition related holdbacks	(5,231)	(2,541)	(24,280)
Long-term lease liabilities	(21,399)	(13,458)	(124,872)
Other (liabilities) assets assumed, net	(4,426)	(2,300)	245
Total acquisitions of towers and related assets	<u>\$ 243,635</u>	<u>\$ 86,686</u>	<u>\$ 1,092,462</u>

- (1) These amounts include the purchase price allocation for GTS consisting of \$23.8 million of property and equipment, net, \$142.2 million of intangible assets, net, \$48.8 million of operating lease right-of-use assets, net, \$529.3 million of acquired and other right-of-use assets, net, \$18.3 million of long-term lease liabilities, and \$2.4 million of other net assets assumed.

In the year ended December 31, 2024, the Company concluded that for all of its acquisitions, substantially all of the value of its tower acquisitions is concentrated in a group of similar identifiable assets.

During the fourth quarter of 2024, the Company entered into an agreement to purchase over 7,000 communication sites in Central America from Millicom International Cellular S.A. ("Millicom") for approximately \$975.0 million in cash. These sites are located in Guatemala, Honduras, Panama, El Salvador, and Nicaragua, with significantly all cash flows denominated in USD. Upon closing, Millicom will enter into country-specific master lease agreements ("MLAs") to lease back space on all acquired sites for an initial term of 15 years. The MLAs will also incorporate an extension to the Company's approximately 1,500 existing site leases with Millicom for a new 15-year term. Additionally, as part of the purchase agreement, the Company has agreed to a seven-year exclusivity right with Millicom to build up to 2,500 build-to-suit sites in Central America for Millicom with new leases on any sites built having an initial lease term of 15 years. This transaction has an estimated closing date of September 1, 2025; however, the ultimate closing is dependent upon regulatory approvals and other requirements and may differ from this date.

In addition to the Millicom transaction, subsequent to December 31, 2024, the Company purchased or is under contract to purchase 32 communication sites for an aggregate consideration of \$14.6 million in cash. The Company anticipates that these acquisitions will be closed by the end of the second quarter of 2025.

The maximum potential obligation related to contingent consideration for acquisitions were \$12.1 million and \$17.9 million as of December 31, 2024 and 2023, respectively. No such amounts have been recorded on the Company's Consolidated Balance Sheets.

8. PROPERTY AND EQUIPMENT, NET

Property and equipment, net consists of the following:

	As of December 31, 2024	As of December 31, 2023
	(in thousands)	
Towers and related assets	\$ 5,902,092	\$ 5,836,485
Construction-in-process ⁽¹⁾	72,202	105,627
Furniture, equipment, and vehicles	84,629	76,031
Land, buildings, and improvements ⁽²⁾	1,013,253	941,358
Total property and equipment	7,072,176	6,959,501
Less: accumulated depreciation	(4,280,092)	(4,247,782)
Property and equipment, net	\$ 2,792,084	\$ 2,711,719

- (1) Construction-in-process represents costs incurred related to towers and other assets that are under development and will be used in the Company's site leasing operations.
- (2) Includes amounts related to the Company's data centers.

Depreciation expense was \$116.3 million, \$272.3 million, and \$274.0 million for the years ended December 31, 2024, 2023, and 2022, respectively. As a result of the Company's revision of the estimated useful lives of its towers, the Company experienced decreased depreciation expense for the year ended December 31, 2024 when compared to the prior year. At December 31, 2024 and 2023, unpaid capital expenditures that are included in accounts payable and accrued expenses were \$14.6 million and \$6.5 million, respectively.

9. INTANGIBLE ASSETS, NET

The following table provides the gross and net carrying amounts for each major class of intangible assets:

	As of December 31, 2024			As of December 31, 2023		
	Gross carrying amount	Accumulated amortization	Net book value	Gross carrying amount	Accumulated amortization	Net book value
	(in thousands)					
Current contract intangibles	\$ 5,164,263	\$ (3,338,705)	\$ 1,825,558	\$ 5,253,563	\$ (3,394,009)	\$ 1,859,554
Network location intangibles	1,896,754	(1,333,605)	563,149	1,926,226	(1,330,183)	596,043
Intangible assets, net	\$ 7,061,017	\$ (4,672,310)	\$ 2,388,707	\$ 7,179,789	\$ (4,724,192)	\$ 2,455,597

All intangible assets noted above are included in the Company's site leasing segment. Amortization expense relating to the intangible assets above was \$107.1 million, \$397.0 million, and \$406.0 million for the years ended December 31, 2024, 2023, and 2022, respectively. As a result of the Company's revision of the estimated useful lives of its towers, the Company experienced decreased amortization expense for the year ended December 31, 2024 when compared to the prior years.

Estimated amortization expense on the Company's intangibles assets is as follows:

For the year ended December 31,	(in thousands)
2025	\$ 106,371
2026	106,198
2027	106,177
2028	106,166
2029	106,166

10. ACCRUED EXPENSES

The Company's accrued expenses are comprised of the following:

	As of December 31, 2024	As of December 31, 2023
	(in thousands)	
Salaries and benefits	\$ 24,996	\$ 25,630
Real estate and property taxes	7,204	7,149
Unpaid capital expenditures	14,581	6,477
Acquisition related holdbacks	10,896	16,100
Other	24,300	37,266
Total accrued expenses	<u>\$ 81,977</u>	<u>\$ 92,622</u>

11. DEBT

The principal values, fair values, and carrying values of debt consist of the following (in thousands):

		As of December 31, 2024			As of December 31, 2023		
	Maturity Date	Principal Balance	Fair Value	Carrying Value	Principal Balance	Fair Value	Carrying Value
Revolving Credit Facility	Jan. 25, 2029	\$ —	\$ —	\$ —	\$ 180,000	\$ 180,000	\$ 180,000
2018 Term Loan	Apr. 11, 2025	—	—	—	2,268,000	2,273,670	2,263,343
2024 Term Loan	Jan. 25, 2031	2,282,750	2,282,750	2,260,217	—	—	—
2014-2C Tower Securities ⁽¹⁾	Oct. 8, 2024	—	—	—	620,000	606,540	619,145
2019-1C Tower Securities ⁽¹⁾⁽²⁾	Jan. 12, 2025	1,165,000	1,128,803	1,164,913	1,165,000	1,115,313	1,162,348
2020-1C Tower Securities ⁽¹⁾	Jan. 9, 2026	750,000	726,038	748,425	750,000	682,350	746,937
2020-2C Tower Securities ⁽¹⁾	Jan. 11, 2028	600,000	516,342	597,273	600,000	520,530	596,419
2021-1C Tower Securities ⁽¹⁾	Nov. 9, 2026	1,165,000	1,008,331	1,160,436	1,165,000	1,015,437	1,158,059
2021-2C Tower Securities ⁽¹⁾	Apr. 9, 2027	895,000	763,757	890,896	895,000	772,125	889,152
2021-3C Tower Securities ⁽¹⁾	Oct. 9, 2031	895,000	679,144	888,260	895,000	686,581	887,365
2022-1C Tower Securities ⁽¹⁾	Jan. 11, 2028	850,000	878,475	843,321	850,000	850,221	841,429
2024-1C Tower Securities ⁽¹⁾	Oct. 9, 2029	1,450,000	1,453,292	1,437,978	—	—	—
2024-2C Tower Securities ⁽¹⁾	Oct. 8, 2027	620,000	618,698	615,017	—	—	—
2020 Senior Notes	Feb. 15, 2027	1,500,000	1,440,270	1,493,039	1,500,000	1,438,815	1,489,965
2021 Senior Notes	Feb. 1, 2029	1,500,000	1,353,750	1,491,963	1,500,000	1,338,750	1,490,153
Total debt		\$ 13,672,750	\$ 12,849,650	\$ 13,591,738	\$ 12,388,000	\$ 11,480,332	\$ 12,324,315
Less: current maturities of long-term debt				(1,187,913)			(643,145)
Total long-term debt, net of current maturities				<u>\$ 12,403,825</u>			<u>\$ 11,681,170</u>

- (1) The maturity date represents the anticipated repayment date for each issuance.
- (2) On January 15, 2025, the Company repaid the aggregate principal amount of the 2019-1C Tower Securities which was included in current maturities of long-term debt as of December 31, 2024.

The Company's future principal payment obligations over the next five years (based on the outstanding debt as of December 31, 2024 and assuming the Tower Securities are repaid at their respective anticipated repayment dates) are as follows:

For the year ended December 31,	(in thousands)
2025	\$ 1,188,000
2026	1,938,000
2027	3,038,000
2028	1,473,000
2029	2,973,000

The table below reflects cash and non-cash interest expense amounts recognized by debt instrument for the periods presented:

	Interest Rates as of December 31, 2024	For the year ended December 31,					
		2024		2023		2022	
		Cash Interest	Non-cash Interest	Cash Interest	Non-cash Interest	Cash Interest	Non-cash Interest
(in thousands)							
Revolving Credit Facility	5.407%	\$ 8,603	\$ —	\$ 29,223	\$ —	\$ 21,862	\$ —
2018 Term Loan	—	3,253	1,867	60,622	30,508	50,052	45,756
2024 Term Loan ⁽¹⁾	2.428%	60,252	25,121	—	—	—	—
2014-2C Tower Securities	3.869%	18,810	—	24,185	—	24,185	—
2018-1C Tower Securities	3.448%	—	—	—	—	21,291	—
2019-1C Tower Securities	2.836%	33,428	—	33,428	—	33,428	—
2020-1C Tower Securities	1.884%	14,391	—	14,391	—	14,391	—
2020-2C Tower Securities	2.328%	14,159	—	14,159	—	14,159	—
2021-1C Tower Securities	1.631%	19,419	—	19,419	—	19,419	—
2021-2C Tower Securities	1.840%	16,782	—	16,782	—	16,782	—
2021-3C Tower Securities	2.593%	23,492	—	23,492	—	23,492	—
2022-1C Tower Securities	6.599%	56,375	—	56,375	—	5,961	—
2024-1C Tower Securities	4.831%	15,677	—	—	—	—	—
2024-2C Tower Securities ⁽²⁾	4.654%	7,091	—	—	—	—	—
2020 Senior Notes	3.875%	58,125	383	58,125	367	58,125	353
2021 Senior Notes	3.125%	46,875	—	46,875	—	46,875	—
Other		3,046	290	3,297	4,993	3,762	—
Total		\$ 399,778	\$ 27,661	\$ 400,373	\$ 35,868	\$ 353,784	\$ 46,109

- (1) The 2024 Term Loan has a blended rate of 2.428%, which includes the impact of the interest rate swaps. Excluding the impact of the interest rate swap, the 2024 Term Loan was accruing interest at 6.110% as of December 31, 2024. Refer to Note 21 for more information on the Company's interest rate swap.
- (2) The 2024-2C Tower Securities has an all-in fixed rate of 4.654%, which includes the impact of the Company's treasury lock agreement. Excluding the impact of the treasury lock agreement, the 2024-2C Tower Securities accrues interest at 5.115%. Refer to Note 21 for more information on the Company's treasury lock agreement.

The Senior Credit Agreement

On January 25, 2024, the Company, through its wholly owned subsidiary SBA Senior Finance II, amended and restated its Senior Credit Agreement to (1) issue a new \$2.3 billion Term Loan, (2) increase the total commitments under its Revolving Credit Facility from \$1.5 billion to \$1.75 billion, (3) extend the maturity date of its Revolving Credit Facility to January 25, 2029, and (4) amend certain other terms and conditions under the Senior Credit Agreement.

On February 23, 2024 the Company, through its wholly owned subsidiary, SBA Senior Finance II LLC, further increased the total commitments under the Revolving Credit Facility from \$1.75 billion to \$2.0 billion.

On October 2, 2024, the Company, through its wholly owned subsidiary, SBA Senior Finance II, amended its Senior Credit Agreement to (1) reduce the stated rate of interest of the Initial Term Loans from, at SBA Senior Finance II's election, the Base Rate plus 100 basis points or Term SOFR plus 200 basis points to, at SBA Senior Finance II's election, the Base Rate plus 75 basis points or Term SOFR plus 175 basis points, and (2) amend certain other terms and conditions under the Senior Credit Agreement.

Terms of the Senior Credit Agreement

The Senior Credit Agreement requires SBA Senior Finance II to maintain specific financial ratios, including (1) a ratio of Consolidated Net Debt to Annualized Borrower EBITDA not to exceed 6.5 times for any fiscal quarter, (2) a ratio of Consolidated Net Debt (calculated in accordance with the Senior Credit Agreement) to Annualized Borrower EBITDA for the most recently ended fiscal quarter not to exceed 6.5 times for 30 consecutive days and (3) a ratio of Annualized Borrower EBITDA to Annualized Cash Interest Expense (calculated in accordance with the Senior Credit Agreement) of not less than 2.0 times for any fiscal quarter. The Senior Credit Agreement contains customary affirmative and negative covenants that, among other things, limit the ability of SBA Senior Finance II and its subsidiaries to incur indebtedness, grant certain liens, make certain investments, enter into sale leaseback transactions, merge or consolidate, make certain restricted payments, enter into transactions with affiliates, and engage in certain asset

dispositions, including a sale of all or substantially all of their property. The Senior Credit Agreement is also subject to customary events of default. Pursuant to the Second Amended and Restated Guarantee and Collateral Agreement, amounts borrowed under the Revolving Credit Facility, the Term Loans and certain hedging transactions that may be entered into by SBA Senior Finance II or the Subsidiary Guarantors (as defined in the Senior Credit Agreement) with lenders or their affiliates are secured by a first lien on the membership interests of SBA Telecommunications, LLC, SBA Senior Finance, LLC and SBA Senior Finance II and on substantially all of the assets (other than leasehold, easement and fee interests in real property) of SBA Senior Finance II and the Subsidiary Guarantors.

The Senior Credit Agreement permits SBA Senior Finance II, without the consent of the other lenders, to request that one or more lenders provide SBA Senior Finance II with increases in the Revolving Credit Facility or additional term loans provided that after giving effect to the proposed increase in Revolving Credit Facility commitments or incremental term loans the ratio of Consolidated Net Debt to Annualized Borrower EBITDA would not exceed 6.5 times. SBA Senior Finance II's ability to request such increases in the Revolving Credit Facility or additional term loans is subject to its compliance with customary conditions set forth in the Senior Credit Agreement including compliance, on a pro forma basis, with the financial covenants and ratios set forth therein and, with respect to any additional term loan, an increase in the margin on existing term loans to the extent required by the terms of the Senior Credit Agreement. Upon SBA Senior Finance II's request, each lender may decide, in its sole discretion, whether to increase all or a portion of its Revolving Credit Facility commitment or whether to provide SBA Senior Finance II with additional term loans and, if so, upon what terms.

As of December 31, 2024, SBA Senior Finance II was in compliance with the financial covenants contained in the Senior Credit Agreement.

Revolving Credit Facility under the Senior Credit Agreement

The Revolving Credit Facility consists of a revolving loan under which up to \$2.0 billion aggregate principal amount may be borrowed, repaid and redrawn, based upon specific financial ratios and subject to the satisfaction of other customary conditions to borrowing through the maturity date of January 25, 2029. Amounts borrowed under the Revolving Credit Facility accrue interest, at SBA Senior Finance II's election, at either (1) the Eurodollar Rate or Term SOFR Rate plus a margin that ranges from 112.5 basis points to 150.0 basis points or (2) the Base Rate plus a margin that ranges from 12.5 basis points to 50.0 basis points, in each case based on the ratio of Consolidated Net Debt to Annualized Borrower EBITDA, calculated in accordance with the Senior Credit Agreement. In addition, SBA Senior Finance II is required to pay a commitment fee of between 0.15% and 0.25% per annum on the amount of unused commitment. Furthermore, the Revolving Credit Facility incorporates sustainability-linked targets which will adjust the Revolving Credit Facility's applicable interest and commitment fee rates upward or downward based on how the Company performs against those targets. Borrowings under the Revolving Credit Facility may be used for general corporate purposes. SBA Senior Finance II may, from time to time, borrow from and repay the Revolving Credit Facility. Consequently, the amount outstanding under the Revolving Credit Facility at the end of the period may not be reflective of the total amounts outstanding during such period.

The key terms of the Revolving Credit Facility are as follows:

	Interest Rate as of December 31, 2024 ⁽¹⁾	Unused Commitment Fee as of December 31, 2024 ⁽²⁾
Revolving Credit Facility	5.407%	0.140%

- (1) The rate reflected includes a 0.050% reduction in the applicable spread as a result of meeting certain sustainability-linked targets as of December 31, 2023.
- (2) The rate reflected includes a 0.010% reduction in the applicable commitment fee as a result of meeting certain sustainability-linked targets as of December 31, 2023.

The table below summarizes the Company's Revolving Credit Facility activity during the years ended December 31, 2024 and 2023 (in thousands):

	For the year ended December 31,	
	2024	2023
Beginning outstanding balance	\$ 180,000	\$ 720,000
Borrowings	370,000	190,000
Repayments	(550,000)	(730,000)
Ending outstanding balance	<u>\$ —</u>	<u>\$ 180,000</u>

Subsequent to December 31, 2024, the Company made no borrowings from the Revolving Credit Facility.

Term Loan under the Senior Credit Agreement

2024 Term Loan

On January 25, 2024, the Company, through its wholly owned subsidiary, SBA Senior Finance II, issued a term loan (the "2024 Term Loan") under the amended and restated Senior Credit Agreement. The 2024 Term Loan consists of a senior secured term loan with an initial aggregate principal amount of \$2.3 billion that matures on January 25, 2031. The 2024 Term Loan (as amended on October 2, 2024) accrues interest, at SBA Senior Finance II's election, at either the Base Rate (with a zero Base Rate floor) plus 75 basis points or at Term SOFR (with a floor of 0%) plus 175 basis points. The 2024 Term Loan was issued at 99.75% of par value. The proceeds from the 2024 Term Loan were used to retire the 2018 Term Loan and to pay related fees and expenses.

Principal payments on the 2024 Term Loan will be made in quarterly installments on the last day of each March, June, September, and December in an amount equal to \$5.75 million. The Company incurred financing fees of approximately \$19.4 million in relation to this transaction, which are being amortized through the maturity date.

During the year ended December 31, 2024, the Company repaid an aggregate of \$17.3 million of principal on the 2024 Term Loan. As of December 31, 2024, the 2024 Term Loan had a principal balance of \$2.3 billion.

2018 Term Loan

The 2018 Term Loan consisted of a senior secured term loan with an initial aggregate principal amount of \$2.4 billion that was set to mature on April 11, 2025. The 2018 Term Loan accrued interest, at SBA Senior Finance II's election at either the Base Rate plus 75 basis points (with a zero Base Rate floor) or the Eurodollar Rate plus 175 basis points (with a zero Eurodollar Rate floor).

On January 25, 2024, the Company, through its wholly owned subsidiary, SBA Senior Finance II, retired the 2018 Term Loan. In connection with the repayment, the Company expensed \$3.3 million of net deferred financing fees and \$1.2 million of original issuance discount related to the debt.

Secured Tower Revenue Securities

Tower Revenue Securities Terms

As of December 31, 2024, the Company, through a New York common law trust (the "Trust"), had issued and outstanding an aggregate of \$8.4 billion of Secured Tower Revenue Securities ("Tower Securities"). The sole asset of the Trust consists of a non-recourse mortgage loan made in favor of certain of the Company's subsidiaries that are borrowers on the mortgage loan (the "Borrowers") under which there is a loan tranche for each Tower Security outstanding with the same interest rate and maturity date as the corresponding Tower Security. The mortgage loan will be paid from the operating cash flows from the aggregate 9,516 tower sites owned by the Borrowers as of December 31, 2024. The mortgage loan is secured by (1) mortgages, deeds of trust, and deeds to secure debt on a substantial portion of the tower sites, (2) a security interest in the tower sites and substantially all of the Borrowers' personal property and fixtures, (3) the Borrowers' rights under certain tenant leases, and (4) all of the proceeds of the foregoing. For each calendar month, SBA Network Management, Inc., an indirect subsidiary ("Network Management"), is entitled to receive a management fee equal to 4.5% of the Borrowers' operating revenues for the immediately preceding calendar month.

The Borrowers may prepay any of the mortgage loan components, in whole or in part, with no prepayment consideration, (1) within six months (in the case of the component corresponding to the 2024-2C Tower Securities), within twelve months (in the case of the component corresponding to the 2019-1C Tower Securities, 2020-1C Tower Securities, 2021-1C Tower Securities, 2021-2C Tower Securities, and 2022-1C Tower Securities), eighteen months (in the case of the components corresponding to the 2020-2C Tower Securities and 2021-3C Tower Securities), or twenty-four months (in the case of the component corresponding to the 2024-1C Tower Security) of the anticipated repayment date of such mortgage loan component, (2) with proceeds received as a result of any condemnation or casualty of any tower owned by the Borrowers or (3) during an amortization period. In all other circumstances, the Borrowers may prepay the mortgage loan, in whole or in part, upon payment of the applicable prepayment consideration. The prepayment consideration is determined based on the class of the Tower Securities to which the prepaid mortgage loan component corresponds and consists of an amount equal to the net present value associated with the portion of the principal balance being prepaid and calculated in accordance with the formula set forth in the mortgage loan agreement.

To the extent that the mortgage loan components corresponding to the Tower Securities are not fully repaid by their respective anticipated repayment dates, the interest rate of each such component will increase by the greater of (1) 5% and (2) the amount, if any, by which the sum of (x) the 10 year U.S. treasury rate plus (y) the credit-based spread for such component (as set forth in the mortgage loan agreement) plus (z) 5%, exceeds the original interest rate for such component.

Pursuant to the terms of the Tower Securities, all rents and other sums due on any of the towers owned by the Borrowers are directly deposited by the lessees into a controlled deposit account and are held by the indenture trustee. The monies held by the indenture trustee after the release date are classified as short-term restricted cash on the Consolidated Balance Sheets (see Note 4). However, if the Debt Service Coverage Ratio, defined as the net cash flow (as defined in the mortgage loan agreement) divided by the amount of interest on the mortgage loan, servicing fees and trustee fees that the Borrowers are required to pay over the succeeding twelve months, as of the end of any calendar quarter, falls to 1.30x or lower, then all cash flow in excess of amounts required to make debt service payments, to fund required reserves, to pay management fees and budgeted operating expenses and to make other payments required under the loan documents, referred to as “excess cash flow,” will be deposited into a reserve account instead of being released to the Borrowers. The funds in the reserve account will not be released to the Borrowers unless the Debt Service Coverage Ratio exceeds 1.30x for two consecutive calendar quarters. If the Debt Service Coverage Ratio falls below 1.15x as of the end of any calendar quarter, then an “amortization period” will commence and all funds on deposit in the reserve account will be applied to prepay the mortgage loan until such time that the Debt Service Coverage Ratio exceeds 1.15x for a calendar quarter. In addition, if any of the Tower Securities are not fully repaid by their respective anticipated repayment dates, the cash flow from the towers owned by the Borrowers will be trapped by the trustee for the Tower Securities and applied first to repay the interest, at the original interest rates, on the mortgage loan components underlying the Tower Securities, second to fund all reserve accounts and operating expenses associated with those towers, third to pay the management fees due to Network Management, fourth to repay principal of the Tower Securities and fifth to repay the additional interest discussed above. Furthermore, the advance rents reserve requirement states that the Borrowers are required to maintain an advance rents reserve at any time the monthly tenant Debt Service Coverage Ratio is equal to or less than 2:1 and for two calendar months after such coverage ratio again exceeds 2:1. The mortgage loan agreement, as amended, also includes covenants customary for mortgage loans subject to rated securitizations. Among other things, the Borrowers are prohibited from incurring other indebtedness for borrowed money or further encumbering their assets.

The table below sets forth the material terms of the Company’s outstanding Tower Securities as of December 31, 2024:

Security ⁽¹⁾	Issue Date	Amount Outstanding (in millions)	Interest Rate ⁽²⁾	Anticipated Repayment Date	Final Maturity Date
2019-1C Tower Securities ⁽³⁾	Sep. 13, 2019	\$1,165.0	2.836%	Jan. 12, 2025	Jan. 12, 2050
2020-1C Tower Securities	Jul. 14, 2020	\$750.0	1.884%	Jan. 9, 2026	Jul. 11, 2050
2020-2C Tower Securities	Jul. 14, 2020	\$600.0	2.328%	Jan. 11, 2028	Jul. 9, 2052
2021-1C Tower Securities	May 14, 2021	\$1,165.0	1.631%	Nov. 9, 2026	May 9, 2051
2021-2C Tower Securities	Oct. 27, 2021	\$895.0	1.840%	Apr. 9, 2027	Oct. 10, 2051
2021-3C Tower Securities	Oct. 27, 2021	\$895.0	2.593%	Oct. 9, 2031	Oct. 10, 2056
2022-1C Tower Securities	Nov. 23, 2022	\$850.0	6.599%	Jan. 11, 2028	Nov. 9, 2052
2024-1C Tower Securities ⁽³⁾	Oct. 11, 2024	\$1,450.0	4.831%	Oct. 9, 2029	Oct. 8, 2054
2024-2C Tower Securities ⁽⁴⁾⁽⁵⁾	Oct. 11, 2024	\$620.0	4.654%	Oct. 8, 2027	Oct. 8, 2054

- (1) The Company incurred \$12.8 million, \$8.0 million, \$6.4 million, \$12.9 million, \$9.5 million, \$9.5 million, \$10.5 million, \$12.5 million, and \$5.4 million in financing fees relating to the issuances of the 2019-1C Tower Securities, 2020-1C Tower Securities, 2020-2C Tower Securities, 2021-1C Tower Securities, 2021-2C Tower Securities, 2021-3C Tower Securities,

2022-1C Tower Securities, 2024-1C Tower Securities, and 2024-2C Tower Securities, respectively. The financing fees are being amortized through the anticipated repayment date of the related Tower Security.

- (2) Interest paid monthly.
- (3) The Company used the proceeds from the issuance of the 2024-1C Tower Securities to repay the entire aggregate principal amount of the 2019-1C Tower Securities (\$1,165.0 million) and the 2019-1R Tower Securities (\$61.4 million) on January 15, 2025.
- (4) Net proceeds from this issuance were used to repay the entire aggregate principal amount of the 2014-2C Tower Securities (\$620.0 million).
- (5) The interest rate reflected is the all-in interest rate including the impact of the Company's treasury lock agreement.

The table below sets forth the material terms of the Company's Tower Securities that were repaid during the years ended December 31, 2024, 2023, and 2022:

Security ⁽¹⁾	Issue Date	Amount Outstanding (in millions)	Interest Rate ⁽²⁾	Anticipated Repayment Date	Actual Repayment Date
2018-1C Tower Securities	Mar. 9, 2018	\$640.0	3.448%	Mar. 9, 2023	Dec. 15, 2022
2014-2C Tower Securities	Oct. 15, 2014	\$620.0	3.869%	Oct. 8, 2024	Oct. 8, 2024

- (1) The Company incurred \$8.6 million and \$9.0 million in financing fees relating to the issuances of the 2018-1C Tower Securities and the 2014-2C Tower Securities, respectively, which were being amortized through the anticipated repayment date of the related Tower Security. In addition, the Company incurred \$0.4 million and \$0.2 million of deferred financing fees and accrued interest related to the repayment of the 2018-1C Tower Securities and 2014-2C Tower Securities, respectively, which are reflected in loss from extinguishment of debt on the Consolidated Statement of Operations.
- (2) Interest was paid monthly.

Risk Retention Tower Securities

The table below sets forth the material terms of the Company's outstanding Risk Retention Tower Securities as of December 31, 2024:

Security	Issue Date	Amount Outstanding (in millions)	Interest Rate ⁽¹⁾	Anticipated Repayment Date	Final Maturity Date
2019-1R Tower Securities ⁽²⁾	Sep. 13, 2019	\$61.4	4.213%	Jan. 12, 2025	Jan. 12, 2050
2020-2R Tower Securities	Jul. 14, 2020	\$71.1	4.336%	Jan. 11, 2028	Jul. 9, 2052
2021-1R Tower Securities	May 14, 2021	\$61.4	3.598%	Nov. 9, 2026	May 9, 2051
2021-3R Tower Securities	Oct. 27, 2021	\$94.3	4.090%	Oct. 9, 2031	Oct. 10, 2056
2022-1R Tower Securities	Nov. 23, 2022	\$44.8	7.870%	Jan. 11, 2028	Nov. 9, 2052
2024-1R Tower Securities	Oct. 11, 2024	\$108.7	6.252%	Oct. 9, 2029	Oct. 8, 2054

- (1) Interest paid monthly.
- (2) The 2019-1R Tower Securities were retired on January 15, 2025.

To satisfy certain risk retention requirements of Regulation RR promulgated under the Exchange Act, SBA Guarantor, LLC, a wholly owned subsidiary, purchased the Risk Retention Tower Securities. Principal and interest payments made on the 2019-1R Tower Securities, 2020-2R Tower Securities, 2021-1R Tower Securities, 2021-3R Tower Securities, 2022-1R Tower Securities, and 2024-1R Tower Securities eliminate in consolidation.

The table below sets forth the material terms of the Company's Risk Retention Tower Securities that were repaid during the years ended December 31, 2024, 2023, and 2022:

Security	Issue Date	Amount Outstanding (in millions)	Interest Rate ⁽¹⁾	Anticipated Repayment Date	Actual Repayment Date
2018-1R Tower Securities	Mar. 9, 2018	\$33.7	4.949%	Mar. 9, 2023	Dec. 15, 2022

- (1) Interest was paid monthly.

To satisfy certain risk retention requirements of Regulation RR promulgated under the Exchange Act, SBA Guarantor, LLC, a wholly owned subsidiary, purchased the Risk Retention Tower Securities. Principal and interest payments made on the 2018-1R Tower Securities eliminated in consolidation.

Debt Covenants

As of December 31, 2024, the Borrowers met the debt service coverage ratio required by the mortgage loan agreement and were in compliance with all other covenants as set forth in the agreement.

Senior Notes

Indentures Governing Senior Notes

The Indentures governing the Senior Notes contain customary covenants, subject to a number of exceptions and qualifications, including restrictions on the ability of SBAC and Telecommunications to (1) incur additional indebtedness unless the Consolidated Indebtedness to Annualized Consolidated Adjusted EBITDA Ratio (as defined in the Indenture), pro forma for the additional indebtedness does not exceed, with respect to any fiscal quarter, 9.5x for SBAC, (2) merge, consolidate, or sell assets, (3) make restricted payments, including dividends or other distributions, (4) enter into transactions with affiliates, and (5) enter into sale and leaseback transactions and restrictions on the ability of the Restricted Subsidiaries of SBAC (as defined in the Indentures) to incur liens securing indebtedness.

The table below sets forth the material terms of the Company's outstanding senior notes as of December 31, 2024:

Senior Notes ⁽¹⁾	Issue Date	Amount Outstanding (in millions)	Interest Rate Coupon	Maturity Date	Interest Due Dates
2020 Senior Notes	Feb. 4, 2020	\$1,500.0	3.875%	Feb. 15, 2027	Feb. 15 & Aug. 15
2021 Senior Notes	Jan. 29, 2021	\$1,500.0	3.125%	Feb. 1, 2029	Feb. 1 & Aug. 1

- (1) The Company incurred \$18.0 million and \$14.8 million in financing fees in relation to the issuance of the 2020 Senior Notes and 2021 Senior Notes, respectively. The financing fees are being amortized through the maturity date of the related senior note.

Each of the senior notes is subject to redemption, at the Company's option, in whole or in part on or after the date set forth above. During the subsequent three twelve-month periods, the senior notes are redeemable, at the Company's option, at reducing redemption prices based on the applicable interest rate coupon (as set forth in the indenture) plus accrued and unpaid interest. Subsequent to such date, the senior notes become redeemable until maturity at 100% of the principal plus accrued and unpaid interest. The Company may redeem the 2020 Senior Notes during the twelve-month period beginning on the following dates at the following redemption prices: February 15, 2025 until maturity at 100.000%, of the principal amount of the 2020 Senior Notes to be redeemed on the redemption date plus accrued and unpaid interest. The Company may redeem the 2021 Senior Notes during the twelve-month period beginning on the following dates at the following redemption prices: February 1, 2025 at 100.781% or February 1, 2026 until maturity at 100.000%, of the principal amount of the 2021 Senior Notes to be redeemed on the redemption date plus accrued and unpaid interest.

12. SHAREHOLDERS' EQUITY

Common Stock Equivalents

The Company has outstanding stock options, time-based restricted stock units ("RSUs"), and performance-based restricted stock units ("PSUs") which were considered in the Company's diluted earnings per share calculation (see Note 16).

Registration of Additional Shares

The Company filed a shelf registration statement on Form S-4 with the Securities and Exchange Commission registering 4.0 million shares of its Class A common stock in 2007. These shares may be issued in connection with acquisitions of wireless communication towers or antenna sites and related assets or companies that own wireless communication towers, antenna sites, or related assets. During the years ended December 31, 2024 and 2023, the Company did not issue any shares of Class A common stock under this registration statement. As of December 31, 2024, the Company had approximately 1.2 million shares of Class A common stock remaining under this registration statement.

On February 29, 2024, the Company filed with the Securities and Exchange Commission an automatic shelf registration statement for well-known seasoned issuers on Form S-3ASR, which enables the Company to issue shares of its Class A common stock, preferred stock, debt securities, warrants, or depository shares as well as units that include any of these securities. The Company will file a prospectus supplement containing the amount and type of securities each time it issues securities under its automatic shelf registration statement on Form S-3ASR. During the year ended December 31, 2024 the Company did not issue any securities under its automatic shelf registration statement.

On August 6, 2020, the Company filed a registration statement on Form S-8 with the Securities and Exchange Commission registering 3.4 million shares of the Company's Class A common stock, consisting of 3.0 million shares of Class A common stock issuable under the 2020 Performance and Equity Incentive Plan (the "2020 Plan") and 400,000 shares of Class A common stock subject to awards granted under the 2010 Performance and Equity Incentive Plan (the "2010 Plan") that may become available for issuance or reissuance, as applicable, under the 2020 Plan if such awards are forfeited or are settled in cash or otherwise expire or terminate without the delivery of the shares (see Note 13).

Stock Repurchases

The Company's Board of Directors authorizes the Company to purchase, from time to time, outstanding Class A common stock through open market repurchases in compliance with Rule 10b-18 under the Exchange Act, and/or in privately negotiated transactions at management's discretion based on market and business conditions, applicable legal requirements, and other factors. Once authorized, the repurchase plan has no time deadline and will continue until otherwise modified or terminated by the Company's Board of Directors at any time in its sole discretion. Shares repurchased are retired. On October 28, 2021, the Company's Board of Directors authorized a \$1.0 billion stock repurchase plan. As of the date of this filing, the Company had \$204.7 million of authorization remaining under the plan.

The following is a summary of the Company's share repurchases:

	For the year ended December 31,		
	2024	2023	2022
Total number of shares purchased (in millions) ⁽¹⁾	0.9	0.5	1.3
Average price per share ⁽¹⁾	\$ 213.85	\$ 197.89	\$ 332.00
Total purchase price (in millions) ⁽¹⁾	\$ 200.0	\$ 100.0	\$ 431.6

- (1) Amounts reflected are based on the trade date and differ from the Consolidated Statements of Cash Flows which reflects share repurchases based on the settlement date.

Dividends

As a REIT, the Company is required to distribute annually at least 90% of its REIT taxable income after the utilization of any available NOLs (determined before the deduction for dividends paid and excluding any net capital gain). As of December 31, 2024, \$337.7 million of the federal NOLs are attributes of the REIT. The Company may use these NOLs to offset its REIT taxable income, and thus any required distributions to shareholders may be reduced or eliminated until such time as the Company's NOLs have been fully utilized. The amount of future distributions will be determined, from time to time, by the Board of Directors to balance the Company's goal of increasing long-term shareholder value and retaining sufficient cash to implement the Company's current capital allocation policy, which prioritizes investment in quality assets that meet the Company's return criteria, and then stock repurchases when the Company believes its stock price is below its intrinsic value. The actual amount, timing, and frequency of future dividends will be at the sole discretion of the Board of Directors and will be declared based upon various factors, many of which are beyond the Company's control.

For the year ended December 31, 2024, the Company paid the following cash dividends:

Date Declared	Payable to Shareholders of Record at the Close of Business on	Cash Paid Per Share	Aggregate Amount Paid	Date Paid
February 26, 2024	March 14, 2024	\$0.98	\$108.1 million ⁽¹⁾	March 28, 2024
April 29, 2024	May 23, 2024	\$0.98	\$105.3 million	June 18, 2024
July 28, 2024	August 22, 2024	\$0.98	\$105.3 million	September 18, 2024
October 27, 2024	November 14, 2024	\$0.98	\$105.4 million	December 12, 2024

- (1) Amount reflected includes the payment of \$1.9 million in dividend equivalents. Dividends paid in 2024 and 2023 were ordinary taxable dividends.

Subsequent to December 31, 2024, the Company declared the following cash dividends:

Date Declared	Payable to Shareholders of Record at the Close of Business on	Cash to be Paid Per Share	Date to be Paid
February 23, 2025	March 13, 2025	\$1.11	March 27, 2025

13. STOCK-BASED COMPENSATION

On February 25, 2020, the Company's 2010 Plan expired by its terms. On May 14, 2020, the Company's shareholders approved the 2020 Plan which provides for the issuance of up to 3.0 million shares of the Company's Class A common stock (of which approximately 1.9 million shares remain available for future issuance as of December 31, 2024), plus additional shares of Class A common stock (a) subject to awards granted under the 2010 Plan that may become available for issuance or reissuance, as applicable, under the 2020 Plan if such awards are forfeited or are settled in cash or otherwise expire or terminate without the delivery of the shares or (b) which become issuable under the 2020 Plan by reason of any stock dividend, stock split, recapitalization or other similar transaction effected without the receipt of consideration which results in an increase in the number of outstanding shares of Class A common stock.

Commencing with the 2020 equity award, the Company modified the type of equity granted to certain employees to align long-term compensation with Company performance. Under the new structure, the Company continued to issue RSUs; however, RSUs will now vest ratably over three years rather than four years. The Company further replaced stock options with PSUs which will cliff vest at the end of three years. PSUs have performance metrics for which threshold, target, and maximum parameters are established at the time of the grant. The performance metrics are used to calculate the number of shares that will be issuable when the awards vest, which may range from zero to 200% of the target amounts. At the end of each three year performance period, the number of shares that vest will depend on the results achieved against the pre-established performance metrics. Furthermore, effective with the 2020 grant, RSUs and PSUs will accrue dividend equivalents prior to vesting, which will be paid out only in respect to shares that actually vest.

Stock Options

The Company records compensation expense for employee stock options based on the estimated fair value of the options on the date of grant using the Black-Scholes option-pricing model with the assumptions included in the table below. The Company uses a combination of historical data and historical volatility to establish the expected volatility, as well as to estimate the expected option life. The risk-free rate is based on the U.S. Treasury yield curve in effect at the time of grant for the estimated life of the option. The following assumptions were used to estimate the fair value of options granted using the Black-Scholes option-pricing model:

	For the year ended December 31,	
	2023	2022
Risk free interest rate	3.96%	2.53%
Dividend yield	1.50%	0.9%
Expected volatility	30.0%	27.2%
Expected lives	4.4 years	4.3 years

There were no options granted during the year ended December 31, 2024.

The following table summarizes the Company's activities with respect to its stock option plans for the years ended December 31, 2024, 2023 and 2022 as follows (dollars and shares in thousands, except for per share data):

	Number of Shares	Weighted- Average Exercise Price Per Share	Weighted-Average Remaining Contractual Life (in years)	Aggregate Intrinsic Value
Outstanding at December 31, 2021	1,899	\$ 157.76		
Granted	10	\$ 328.99		
Exercised	(233)	\$ 141.41		
Forfeited/canceled	(3)	\$ 179.16		
Outstanding at December 31, 2022	1,673	\$ 161.02		
Granted	20	\$ 224.24		
Exercised	(339)	\$ 132.70		
Forfeited/canceled	(14)	\$ 238.10		
Outstanding at December 31, 2023	1,340	\$ 168.32		
Exercised	(250)	\$ 140.18		
Forfeited/canceled	(2)	\$ 197.91		
Outstanding at December 31, 2024	1,088	\$ 174.74	1.1	\$ 33,420
Exercisable at December 31, 2024	1,066	\$ 173.12	1.0	\$ 33,420
Unvested at December 31, 2024	22	\$ 252.81	8.1	\$ —

The weighted-average per share fair value of options granted during the years December 31, 2023 and 2022 was \$58.95 and \$82.28, respectively.

The total intrinsic value for options exercised during the years ended December 31, 2024, 2023, and 2022 was \$19.5 million, \$40.0 million, and \$45.2 million, respectively. Cash received from option exercises under all plans for the years ended December 31, 2024, 2023, and 2022 was approximately \$29.4 million, \$38.6 million, and \$31.6 million, respectively. The tax provision/(benefit) realized for the tax deductions from option exercises under all plans was \$1.5 million, (\$4.9) million, and (\$18.4) million for the years ended December 31, 2024, 2023, and 2022, respectively.

The aggregate intrinsic value for stock options in the preceding table represents the total intrinsic value based on the Company's closing stock price of \$203.80 as of December 31, 2024. The amount represents the total intrinsic value that would have been received by the holders of the stock-based awards had these awards been exercised and sold as of that date.

Additional information regarding options outstanding and exercisable at December 31, 2024 is as follows:

Range	Options Outstanding			Options Exercisable	
	Outstanding	Weighted-Average Remaining Contractual Life	Weighted- Average Exercise Price	Exercisable	Weighted- Average Exercise Price
	(in thousands)	(in years)		(in thousands)	
\$140.01 - \$180.00	422	0.2	\$ 156.52	422	\$ 156.52
\$180.01 - \$230.00	654	1.6	\$ 183.93	638	\$ 182.92
\$230.01 - \$330.00	12	6.5	\$ 320.14	6	\$ 310.59
	<u>1,088</u>			<u>1,066</u>	

The following table summarizes the activity of options outstanding that had not yet vested:

	Number of Shares	Weighted- Average Fair Value Per Share
	(in thousands)	
Unvested as of December 31, 2023	28	\$ 65.61
Vested	(6)	\$ 66.73
Unvested as of December 31, 2024	<u>22</u>	\$ 65.31

As of December 31, 2024, the total unrecognized compensation expense related to unvested stock options outstanding under the Plans is \$1.2 million. That cost is expected to be recognized over a weighted-average period of 3.0 years.

The total fair value of options vested during 2024, 2023, and 2022 was \$0.4 million, \$8.7 million, and \$15.9 million, respectively.

Restricted Stock Units and Performance-Based Restricted Stock Units

The following table summarizes the Company's RSU and PSU activity for the year ended December 31, 2024:

	RSUs		PSUs ⁽¹⁾	
	Number of Shares (in thousands)	Weighted-Average Grant Date Fair Value per Share	Number of Shares (in thousands)	Weighted-Average Grant Date Fair Value per Share
Outstanding at December 31, 2023	267	\$ 269.08	368	\$ 298.46
Granted	272	\$ 216.39	59	\$ 291.51
PSU adjustment ⁽²⁾	—	\$ —	11	\$ 236.63
Vested	(121)	\$ 269.29	(155)	\$ 236.32
Forfeited/canceled	(25)	\$ 236.33	(8)	\$ 315.38
Outstanding at December 31, 2024	393	\$ 234.50	275	\$ 314.52

- (1) PSUs represent the target number of shares granted that are issuable at the end of the three year performance period. Fair value for a portion of the PSUs was calculated using a Monte Carlo simulation model.
- (2) PSU adjustment represents the net PSUs awarded above or below their target grants resulting from the achievement of performance targets established at the grant date.

Employee Stock Purchase Plan

The Board of Directors of the Company adopted the 2018 Employee Stock Purchase Plan ("2018 Purchase Plan") which reserved 300,000 shares of Class A common stock for purchase. The 2018 Purchase Plan permits eligible employee participants to purchase Class A common stock at a price per share which is equal to 85% of the fair market value of Class A common stock on the last day of an offering period. For the years ended December 31, 2024 and 2023, 36,675 shares and 27,280 shares, respectively, of Class A common stock were issued under the 2018 Purchase Plan, which resulted in cash proceeds to the Company of approximately \$6.6 million and \$5.6 million, respectively. At December 31, 2024, 121,022 shares remained available for issuance under the 2018 Purchase Plan.

In addition, the Company recorded \$1.2 million, \$1.0 million, and \$1.2 million of non-cash compensation expense relating to the shares issued under the 2018 Purchase Plan for each of the years ended December 31, 2024, 2023, and 2022, respectively.

Non-Cash Compensation Expense

The table below reflects a breakout by category of the non-cash compensation expense amounts recognized on the Company's Statements of Operations for the years ended December 31, 2024, 2023, and 2022, respectively:

	For the year ended December 31,		
	2024	2023	2022
	(in thousands)		
Cost of revenues	\$ 2,737	\$ 2,869	\$ 2,490
Selling, general and administrative	71,637	85,050	97,419
Total cost of non-cash compensation included in income before provision for income taxes	\$ 74,374	\$ 87,919	\$ 99,909

In addition, the Company capitalized \$1.6 million, \$1.7 million, and \$1.9 million of non-cash compensation for the years ended December 31, 2024, 2023, and 2022, respectively, to fixed assets.

14. INCOME TAXES

As discussed in Note 2, the Company began operating in compliance with REIT requirements for federal income tax purposes effective January 1, 2016. As a REIT, the Company must distribute at least 90 percent of its taxable income (including dividends paid to it by its TRSs) except to the extent offset by NOLs. In addition, the Company must meet a number of other organizational and operational requirements. It is management's intention to adhere to these requirements and maintain the Company's REIT status. Most states where the Company operates conform to the federal rules recognizing REITs. Certain subsidiaries have made an election with the Company to be treated as TRSs in conjunction with the Company's REIT election; the TRS elections permit the Company to engage in certain business activities in which the REIT may not engage directly. A TRS is subject to federal and state income taxes on the income from these activities. A provision for taxes of the TRSs and of foreign branches of the REIT is included in its consolidated financial statements.

Income (loss) before provision for income taxes by geographic area is as follows:

	For the year ended December 31,		
	2024	2023	2022
	(in thousands)		
Domestic	\$ 797,774	\$ 377,150	\$ 438,116
Foreign	(25,108)	171,353	87,727
Total	<u>\$ 772,666</u>	<u>\$ 548,503</u>	<u>\$ 525,843</u>

The provision for income taxes consists of the following components:

	For the year ended December 31,		
	2024	2023	2022
	(in thousands)		
Current provision:			
State	\$ 2,758	\$ 8,099	\$ 6,115
Foreign	34,318	38,360	27,028
Total current	<u>37,076</u>	<u>46,459</u>	<u>33,143</u>
Deferred (benefit) provision for taxes:			
Federal	8,021	8,280	(6,856)
State	1,458	1,431	(956)
Foreign	(26,540)	52,003	32,780
Change in valuation allowance	3,974	(57,085)	7,933
Total deferred	<u>(13,087)</u>	<u>4,629</u>	<u>32,901</u>
Total provision for income taxes	<u>\$ 23,989</u>	<u>\$ 51,088</u>	<u>\$ 66,044</u>

A reconciliation of the provision for income taxes at the statutory U.S. Federal tax rate (21%) and the effective income tax rate is as follows:

	For the year ended December 31,		
	2024	2023	2022
	(in thousands)		
Statutory federal expense	\$ 162,260	\$ 115,186	\$ 110,427
Rate and permanent differences on non-U.S. earnings ⁽¹⁾	(1,842)	31,722	20,996
State and local tax expense	3,543	9,288	5,585
REIT adjustment	(163,795)	(75,513)	(86,670)
Permanent differences	12,868	11,872	(3,257)
Uncertain tax positions	(293)	14,202	—
Property, equipment, and intangible basis differences	—	—	8,471
Other	7,274	1,416	2,559
Valuation allowance	3,974	(57,085)	7,933
Provision for income taxes	<u>\$ 23,989</u>	<u>\$ 51,088</u>	<u>\$ 66,044</u>

(1) This item includes the effect of foreign exchange rate changes which were previously shown on a separate line.

The components of the net noncurrent deferred income tax asset (liability) accounts are as follows:

	As of December 31,	
	2024	2023
	(in thousands)	
Deferred tax assets:		
Net operating losses	\$ 30,942	\$ 42,064
Property, equipment, and intangible basis differences	18,217	25,225
Accrued liabilities	14,892	14,945
Non-cash compensation	25,830	29,576
Operating lease liability	254,521	268,107
Deferred revenue	5,735	6,348
Allowance for doubtful accounts	2,854	2,735
Currency translation	64,881	14,467
Other	8,146	14,075
Valuation allowance	(19,326)	(16,115)
Total deferred tax assets, net ⁽¹⁾	406,692	401,427
Deferred tax liabilities:		
Property, equipment, and intangible basis differences	(171,763)	(169,744)
Right of use asset	(240,300)	(254,573)
Straight-line rents	(16,877)	(19,029)
Deferred foreign withholding taxes	(8,950)	(8,322)
Other	—	(1,495)
Total deferred tax liabilities, net ⁽¹⁾	\$ (31,198)	\$ (51,736)

- (1) Of these amounts, \$53,974 and \$85,172 are included in Other assets and Other long-term liabilities, respectively, on the accompanying Consolidated Balance Sheets as of December 31, 2024. As of December 31, 2023, \$67,473 and \$119,209 are included in Other assets and Other long-term liabilities, respectively, on the accompanying Consolidated Balance Sheet.

A deferred tax asset is reduced by a valuation allowance if based on the weight of all available evidence, including both positive and negative evidence, it is more likely than not (a likelihood of more than 50%) that the value of such assets will not be realized. The valuation allowance should be sufficient to reduce the deferred tax asset to the amount that is more likely than not to be realized. The realization of deferred tax assets, including carryforwards and deductible temporary differences, depends upon the existence of sufficient taxable income of the same character during the carryback or carryforward period. All sources of taxable income available to realize the deferred tax asset, including the future reversal of existing temporary differences, future taxable income exclusive of reversing temporary differences and carryforwards, taxable income in carryback years and tax-planning strategies, should be considered.

The Company has recorded a valuation allowance for certain deferred tax assets as management believes that it is not “more-likely-than-not” that the Company will generate sufficient taxable income in future periods to recognize the assets. Valuation allowances of \$19.3 million and \$16.1 million were being carried to offset net deferred income tax assets as of December 31, 2024 and 2023, respectively. The net change in the valuation allowance for the years ended December 31, 2024 and 2023 was an increase of \$3.2 million and a decrease of \$57.4 million, respectively. The primary reason for the reduction in the valuation allowance in 2023 was the Company released the valuation allowance related to the deferred tax asset balance of the domestic TRS.

The Company has available at December 31, 2024, a federal NOL carry-forward of approximately \$377.9 million. \$343.7 million of these NOL carry-forwards will expire between 2029 and 2037, and \$34.2 million have an indefinite carry-forward. As of December 31, 2024, \$337.7 million of the federal NOLs are attributes of the REIT. The Company may use these NOLs to offset its REIT taxable income, and thus any required distributions to shareholders may be reduced or eliminated until such time as the NOLs have been fully utilized. The Internal Revenue Code places limitations upon the future availability of NOLs based upon changes in the equity of the Company. If these occur, the ability of the Company to offset future income with existing NOLs may be limited. In addition, the Company has available at December 31, 2024, a foreign NOL carry-forward of \$66.5 million and a net state operating tax loss carry-forward of approximately \$225.6 million. These net operating tax loss carry-forwards began to expire in 2025.

The tax losses generated in tax years 2005 and forward remain subject to audit adjustment, and tax years 2017 and forward are open to examination by the major jurisdictions in which the Company operates.

The Company is subject to income tax and other taxes in the geographic areas where it holds assets or operates, and the Company periodically receives notifications of audits, assessments, or other actions by taxing authorities. In certain jurisdictions, taxing authorities may issue notices and assessments that may not be reflective of the actual tax liability for which the Company will ultimately be liable. In the process of responding to assessments of taxes that the Company believes are not reflective of the Company's actual tax liability, the Company avails itself of both administrative and judicial remedies. The Company evaluates the circumstances of each notification or assessment based on the information available and, in those instances in which the Company does not anticipate a successful defense of positions taken in its tax filings, a liability is recorded in the appropriate amount based on the underlying assessment.

The Company records a liability for unrecognized tax benefits resulting from uncertain tax positions taken or expected to be taken in a tax return if applicable. As of December 31, 2024 and 2023, the total amount of unrecognized tax benefits are \$13.9 million and \$14.2 million, respectively, all of which would impact the effective rate if recognized. The Company expects the unrecognized tax benefits to change over the next 12 months if the applicable statute of limitations expire and the impact could range from zero to \$3.0 million. For the period ended December 31, 2024 the Company recorded penalties and interest expense related to unrecognized tax benefits of \$0.3 million as interest expense.

A reconciliation of the beginning and ending amount of unrecognized tax benefits are as follows:

	For the year ended December 31,		
	2024	2023	2022
	(in millions)		
Balance, January 1,	\$ 14,202	\$ —	\$ —
Additions based on tax positions related to the current year	3,557	5,023	—
Additions and reductions for tax positions of prior years	(1,519)	9,179	—
Reductions for lapse in statute of limitations	(2,331)	—	—
Balance, December 31,	\$ 13,909	\$ 14,202	\$ —

In connection with a current assessment in Brazil, the taxing authorities have issued income tax deficiencies related to purchase accounting adjustments for tax years 2017 through 2019. The Company disagrees with the assessment and have filed an appeal with the higher appellate taxing authorities. The Company estimates that there is a more likely than not probability that the Company's position will be sustained upon appeal. Accordingly, no liability has been recorded. The Company will continue to vigorously contest the adjustments and expect to exhaust all administrative and judicial remedies necessary to resolve the matters, which could be a lengthy process. There can be no assurance that these matters will be resolved in the Company's favor, and an adverse outcome, or any future tax examinations involving similar assertions, could have a material effect on the Company's results of operations or cash flows in any one period. As of December 31, 2024, the Company estimates the aggregate range of reasonably possible losses in excess of amounts accrued to be between zero and \$49.0 million; excluding penalties and interest of \$63.1 million.

The Company removed the permanent reinvestment assertion as of December 31, 2018 for all foreign earnings of the Company's foreign jurisdictions. The Company subsequently also removed its permanent reinvestment assertion on the investment in the Company's Guatemala, El Salvador, and Nicaragua subsidiaries. As a result, the Company has recorded cumulative deferred foreign withholding taxes of \$8.9 million at December 31, 2024. No additional income taxes have been provided for any additional outside basis difference inherent in these entities, as these amounts continue to be indefinitely reinvested in foreign operations except as noted in Guatemala, El Salvador, and Nicaragua. The deferred incomes taxes related to the Guatemala, El Salvador, and Nicaragua subsidiaries are immaterial and determining the amount of unrecognized deferred tax liability for any additional outside basis differences in indefinitely reinvested entities is not practicable.

The U.S. government enacted comprehensive tax legislation in the form of the Tax Cuts and Jobs Act (the "Tax Act"). The Tax Act subjects a U.S. shareholder to tax on Global Intangible Low-Taxed Income ("GILTI") earned by certain foreign subsidiaries. The FASB Staff Q&A, Topic 740, No. 5, Accounting for Global Intangible Low-Taxed Income, states that an entity can make an accounting policy election to either recognize deferred taxes for temporary basis differences expected to reverse as GILTI in future years or to provide for the tax expense related to GILTI in the year the tax is incurred as a period expense only. The Company has elected to account for GILTI in the year it is incurred.

15. SEGMENT DATA

The Company operates principally in two business segments: site leasing and site development. The Company's site leasing business includes two reportable segments, domestic site leasing and international site leasing. The Company's business segments are strategic business units that offer different services. They are managed separately based on the fundamental differences in their

operations. The site leasing segment includes results of the managed and sublease businesses. The site development segment includes the results of both consulting and construction related activities. The Company's CODM is the Company's Chief Executive Officer. The CODM utilizes segment operating profit and operating income as his two measures of segment profit in assessing performance and allocating resources at the reportable segment level. The Company has applied the aggregation criteria to operations within the international site leasing segment on a basis that is consistent with management's review of information and performance evaluations of the individual markets in this region. Revenues, cost of revenues (exclusive of depreciation, accretion and amortization), capital expenditures (including assets acquired through the issuance of shares of the Company's Class A common stock) and identifiable assets pertaining to the segments in which the Company continues to operate are presented below.

	Domestic Site Leasing	Int'l Site Leasing	Site Development	Other	Total
For the year ended December 31, 2024	(in thousands)				
Revenues ⁽¹⁾	\$ 1,861,424	\$ 665,341	\$ 152,869	\$ —	\$ 2,679,634
Cost of revenues ⁽²⁾	269,168	193,829	118,730	—	581,727
Operating profit	1,592,256	471,512	34,139	—	2,097,907
Selling, general, and administrative expenses	132,627	64,583	13,983	47,563	258,756
Acquisition and new business initiatives related adjustments and expenses	14,954	10,992	—	—	25,946
Asset impairment and decommission costs	49,777	57,030	—	1,118	107,925
Depreciation, amortization and accretion	145,041	113,549	3,560	7,367	269,517
Operating income (loss)	1,249,857	225,358	16,596	(56,048)	1,435,763
Other expense, net (principally interest expense and other income)				(663,097)	(663,097)
Income before income taxes					772,666
Cash capital expenditures ⁽³⁾	374,339	150,345	1,014	2,598	528,296
For the year ended December 31, 2023					
Revenues ⁽¹⁾	\$ 1,846,554	\$ 670,381	\$ 194,649	\$ —	\$ 2,711,584
Cost of revenues ⁽²⁾	268,572	204,115	139,935	—	612,622
Operating profit	1,577,982	466,266	54,714	—	2,098,962
Selling, general, and administrative expenses	121,782	66,619	21,316	58,219	267,936
Acquisition and new business initiatives related adjustments and expenses	10,725	10,946	—	—	21,671
Asset impairment and decommission costs	138,699	28,089	372	2,227	169,387
Depreciation, amortization and accretion	457,169	248,758	3,704	6,678	716,309
Operating income (loss)	849,607	111,854	29,322	(67,124)	923,659
Other expense, net (principally interest expense and other income)				(375,156)	(375,156)
Income before income taxes					548,503
Cash capital expenditures ⁽³⁾	244,366	118,972	2,573	2,702	368,613
For the year ended December 31, 2022					
Revenues ⁽¹⁾	\$ 1,777,593	\$ 558,982	\$ 296,879	\$ —	\$ 2,633,454
Cost of revenues ⁽²⁾	264,149	181,536	222,965	—	668,650
Operating profit	1,513,444	377,446	73,914	—	1,964,804
Selling, general, and administrative expenses	102,619	62,911	22,911	73,412	261,853
Acquisition and new business initiatives related adjustments and expenses	13,280	13,527	—	—	26,807
Asset impairment and decommission costs	33,880	9,280	—	—	43,160
Depreciation, amortization and accretion	489,072	209,563	2,521	6,420	707,576
Operating income (loss)	874,593	82,165	48,482	(79,832)	925,408
Other expense, net (principally interest expense and other income)				(399,565)	(399,565)
Income before income taxes					525,843
Cash capital expenditures ⁽³⁾	235,787	1,148,941	4,057	5,610	1,394,395

	Domestic Site Leasing	Int'l Site Leasing	Site Development	Other ⁽⁴⁾	Total
Assets	(in thousands)				
As of December 31, 2024	\$ 6,206,748	\$ 3,417,981	\$ 65,481	\$ 1,727,126	\$ 11,417,336
As of December 31, 2023	\$ 5,876,648	\$ 3,871,164	\$ 66,001	\$ 364,628	\$ 10,178,441

- (1) For the years ended December 31, 2024, 2023, and 2022, site leasing revenue in Brazil was \$379.8 million, \$392.0 million, and \$299.5 million, respectively. Other than Brazil, no foreign country represented more than 5% of the Company's total site leasing revenues in any of the periods presented.
- (2) Excludes depreciation, amortization, and accretion. Cost of revenues is primarily comprised of rent expense related to the Company's leases.
- (3) Includes cash paid for capital expenditures, acquisitions, and right-of-use assets.
- (4) Assets in Other consist primarily of general corporate assets, short-term investments. Assets in Other for the period ended December 31, 2024 also includes \$1.165 billion of cash held in escrow which was used to repay the 2019-1C Tower Securities.

Total domestic long-lived assets were \$5.7 billion and \$5.4 billion as of December 31, 2024 and 2023, respectively. Total international long-lived assets were \$3.0 billion and \$3.4 billion as of December 31, 2024 and 2023, respectively. Total long-lived assets in Brazil were \$1.7 billion and \$2.1 billion as of December 31, 2024 and 2023, respectively. Long-lived assets include property and equipment, net, intangible assets, net, operating lease right-of-use assets, net, and acquired and other right-of-use assets, net. Other than Brazil, no foreign country represented more than 5% of the Company's total long-lived assets in any of the periods presented.

16. EARNINGS PER SHARE

Basic earnings per share was computed by dividing net income attributable to SBA Communications Corporation by the weighted-average number of shares of Class A common stock outstanding for each respective period. Diluted earnings per share was calculated by dividing net income attributable to SBA Communications Corporation by the weighted-average number of shares of Class A common stock outstanding adjusted for any dilutive Class A common stock equivalents, including unvested RSUs, PSUs, and shares issuable upon exercise of stock options as determined under the "Treasury Stock" method.

The following table sets forth basic and diluted net income per common share attributable to common shareholders for the years ended December 31, 2024, 2023, and 2022 (in thousands, except per share data):

	For the year ended December 31,		
	2024	2023	2022
Numerator:			
Net income attributable to SBA Communications Corporation	\$ 749,536	\$ 501,812	\$ 461,429
Denominator:			
Basic weighted-average shares outstanding	107,644	108,204	107,957
Dilutive impact of stock options, RSUs, and PSUs	436	703	1,429
Diluted weighted-average shares outstanding	108,080	108,907	109,386
Net income per common share attributable to SBA Communications Corporation:			
Basic	\$ 6.96	\$ 4.64	\$ 4.27
Diluted	\$ 6.94	\$ 4.61	\$ 4.22

For the years ended December 31, 2024, 2023, and 2022, the diluted weighted-average number of common shares outstanding excluded an immaterial number of shares issuable upon exercise of the Company's stock options because the impact would be anti-dilutive.

17. COMMITMENTS AND CONTINGENCIES

The Company is obligated under various non-cancelable operating leases for land, office space, equipment, and site leases. In addition, the Company is obligated under various non-cancelable financing leases for vehicles. The annual minimum lease payments, including fixed rate escalations as of December 31, 2024 are as follows (in thousands):

	Finance Leases	Operating Leases
2025	\$ 1,921	\$ 269,389
2026	1,042	265,258
2027	406	263,250
2028	115	259,080
2029	3	250,750
Thereafter	—	2,555,025
Total minimum lease payments	3,487	3,862,752
Less: amount representing interest	(350)	(1,701,433)
Present value of future payments	3,137	2,161,319
Less: current obligations	(1,252)	(259,765)
Long-term obligations	\$ 1,885	\$ 1,901,554

Tenant Leases

The annual minimum tower lease income to be received for tower space rental under non-cancelable operating leases, including fixed rate escalations, as of December 31, 2024 is as follows:

	(in thousands)
2025	\$ 2,105,856
2026	1,858,268
2027	1,616,505
2028	1,333,310
2029	958,933
Thereafter	1,793,532
Total	\$ 9,666,404

Litigation

The Company is involved in various claims, lawsuits, and proceedings arising in the ordinary course of business. While there are uncertainties inherent in the ultimate outcome of such matters and it is impossible to presently determine the ultimate costs that may be incurred, management believes the resolution of such uncertainties and the incurrence of such costs will not have a material adverse effect on the Company's consolidated financial position, results of operations or liquidity.

Contingent Purchase Obligations

From time to time, the Company agrees to pay additional consideration (or earnouts) for acquisitions if the towers or businesses that are acquired meet or exceed certain performance targets in the one year to three years after they have been acquired. Please refer to Note 2 and Note 7.

18. CONCENTRATION OF CREDIT RISK

The Company's credit risks consist primarily of accounts receivable with national, regional, and local wireless service providers and federal and state government agencies. The Company performs periodic credit evaluations of its customers' financial condition and provides allowances for doubtful accounts, as required, based upon factors surrounding the credit risk of specific customers, historical trends, and other information. The Company generally does not require collateral.

The following is a list of significant customers (representing at least 10% of revenue for any period reported) and the percentage of total revenue for the specified time periods derived from such customers:

<u>Percentage of Total Revenues</u>	<u>For the year ended December 31,</u>		
	<u>2024</u>	<u>2023</u>	<u>2022</u>
T-Mobile	30.5%	32.5%	36.4%
AT&T Wireless	20.6%	19.5%	19.6%
Verizon Wireless	15.1%	14.6%	14.5%

The Company's site leasing and site development segments derive revenue from these customers. Client percentages of total revenue in each of the segments are as follows:

<u>Percentage of Domestic Site Leasing Revenue</u>	<u>For the year ended December 31,</u>		
	<u>2024</u>	<u>2023</u>	<u>2022</u>
T-Mobile	38.1%	40.2%	40.6%
AT&T Wireless	29.6%	28.6%	29.0%
Verizon Wireless	20.1%	19.7%	20.1%

<u>Percentage of International Site Leasing Revenue</u>	<u>For the year ended December 31,</u>		
	<u>2024</u>	<u>2023</u>	<u>2022</u>
Telefonica	21.3%	22.5%	20.7%
Claro	19.2%	20.2%	19.0%
TIM	15.9%	15.7%	17.3%

<u>Percentage of Site Development Revenue</u>	<u>For the year ended December 31,</u>		
	<u>2024</u>	<u>2023</u>	<u>2022</u>
T-Mobile	69.9%	71.5%	80.1%
Verizon Wireless	20.1%	16.8%	7.8%

Five customers comprised 61.4% and 65.6% of total gross accounts receivable at December 31, 2024 and 2023, respectively.

19. DEFINED CONTRIBUTION PLAN

The Company has a defined contribution profit sharing plan under Section 401(k) of the Internal Revenue Code that provides for voluntary employee contributions up to the limitations set forth in Section 402(g) of the Internal Revenue Code. Employees have the opportunity to participate following completion of three months of employment and must be 21 years of age. Employer matching begins immediately upon the employee's participation in the plan.

The Company makes a discretionary matching contribution of 75% (increased to 100% effective January 1, 2025) of an employee's contributions up to a maximum of \$4,000 annually. Company matching contributions were approximately \$3.3 million, \$3.4 million, and \$3.2 million for the years ended December 31, 2024, 2023, and 2022, respectively.

20. REDEEMABLE NONCONTROLLING INTERESTS

The Company allocates income and losses to its redeemable noncontrolling interest holders based on the applicable membership interest percentage. At each reporting period, the redeemable noncontrolling interest is recognized at the greater of (1) the initial carrying amount of the noncontrolling interest as adjusted for accumulated income or loss attributable to the noncontrolling interest holder or (2) the redemption value as of the balance sheet date. Adjustments to the carrying amount of redeemable noncontrolling interest are charged against retained earnings (or additional paid-in capital if there are no retained earnings). The fair value of the redeemable noncontrolling interest is estimated using Level 3 inputs.

The components of redeemable noncontrolling interests are as follows (in thousands):

	December 31, 2024	December 31, 2023
Beginning balance	\$ 35,047	\$ 31,735
Net loss attributable to noncontrolling interests	(859)	(4,397)
Foreign currency translation adjustments	618	(899)
Purchase of noncontrolling interests	1,865	—
Contribution from joint venture partner	5,730	1,200
Adjustment to redemption amount	11,731	7,408
Ending balance	<u>\$ 54,132</u>	<u>\$ 35,047</u>

21. DERIVATIVES AND HEDGING ACTIVITIES

The Company enters into interest rate swaps to hedge the future interest expense from variable rate debt and reduce the Company's exposure to fluctuations in interest rates. On August 4, 2020, the Company, through its wholly owned subsidiary, SBA Senior Finance II, entered into an interest rate swap which swapped \$1.95 billion of notional value accruing interest at one month LIBOR plus 175 basis points for an all-in fixed rate of 1.874% per annum through the maturity date of the 2018 Term Loan. The Company designated this interest rate swap as a cash flow hedge as it is expected to be highly effective at offsetting changes in cash flows of the LIBOR based component interest payments of its 2018 Term Loan.

On August 4, 2020, the Company also terminated its existing interest rate swaps, which were previously de-designated as cash flow hedges. There was no cash transferred in connection with the termination of these swaps. The Company reclassifies the fair value of its interest rate swaps recorded in Accumulated other comprehensive loss, net on their de-designation date to non-cash interest expense on the Consolidated Statements of Operations over their respective remaining term end dates which range from 2023 to 2025.

On June 21, 2023, the Company, through its wholly owned subsidiary, SBA Senior Finance II, amended its existing interest rate swap agreement which swapped \$1.95 billion of notional value accruing interest at one month Term SOFR plus 185 basis points for an all-in fixed rate of 1.900% per annum from August 1, 2023 through January 25, 2024 (the repayment date of the 2018 Term Loan and issuance date of the 2024 Term Loan). The swap remains in effect under the 2024 Term Loan (as amended on October 2, 2024) and swaps \$1.95 billion of notional value accruing interest at one month Term SOFR plus 175 basis points for an all-in fixed rate of 1.800% per annum through March 31, 2025.

On November 3, 2023, the Company, through its wholly owned subsidiary, SBA Senior Finance II, entered into a forward-starting interest rate swap agreement which will swap \$1.0 billion of notional value accruing interest at one month Term SOFR plus 175 basis points for an all-in fixed rate of 5.580% per annum. On September 6, 2024, the Company, through its wholly owned subsidiary, SBA Senior Finance II, entered into an additional forward-starting interest rate swap agreement to swap \$1.0 billion of notional value accruing interest at one month Term SOFR plus 175 basis points for an all-in fixed rate of 4.750% per annum (collectively the "forward-starting swaps"). The forward-starting swaps have an effective start date of March 31, 2025 (coinciding with the expiration date of the current 0.050%, \$1.95 billion notional value swap) and a maturity date of April 11, 2028. The combined notional value of both forward-starting swaps of \$2.0 billion will effectively fix one month term SOFR for a blended all-in fixed rate of 5.165% per annum through April 11, 2028.

On September 11, 2024, the Company entered into a treasury lock agreement to fix the three-year treasury rate at 3.3985% for \$620.0 million of notional value related to the 2024-2C Tower Securities issued on October 11, 2024. The treasury lock agreement was terminated and settled upon issuance of the 2024-2C Tower Securities, and the Company recognized an \$8.2 million gain in other comprehensive income which is being amortized to interest expense over the life of the 2024-2C Tower Securities. After consideration of the treasury lock agreement, the all-in fixed rate on the 2024-2C Tower Securities is 4.654% per annum.

As of December 31, 2024, the hedges remain highly effective; therefore, changes in fair value are recorded in Accumulated other comprehensive loss, net. The table below outlines the effects of the Company's interest rate swaps on the Consolidated Balance Sheets as of December 31, 2024 and 2023.

	Balance Sheet Location	Fair Value as of	
		December 31, 2024	December 31, 2023
Derivatives Designated as Hedging Instruments		(in thousands)	
Interest rate swap agreements in a fair value asset position	Other assets	\$ 50,589	\$ 104,674
Interest rate swap agreement in a fair value liability position	Other long-term liabilities	\$ —	\$ 19,573

Accumulated other comprehensive loss, net includes an aggregate \$50.9 million gain and a \$51.5 million gain as of December 31, 2024 and 2023, respectively.

The Company is exposed to counterparty credit risk to the extent that a counterparty fails to meet the terms of a contract. The Company's exposure is limited to the current value of the contract at the time the counterparty fails to perform.

The cash flows associated with these activities are reported in Net cash provided by operating activities on the Consolidated Statements of Cash Flows.

The table below outlines the effects of the Company's derivatives on the Consolidated Statements of Operations and Consolidated Statements of Shareholders' Deficit for the fiscal years ended December 31, 2024, 2023, and 2022.

	For the year ended December 31,		
	2024	2023	2022
Cash Flow Hedge - Interest Rate Swap Agreement			
(in thousands)			
Change in fair value recorded in Accumulated other comprehensive loss, net	\$ (34,513)	\$ (97,760)	\$ 122,536
Gain on settlement of hedging agreement recorded in Accumulated other comprehensive loss, net	8,187	—	—
Gain reclassified from Accumulated other comprehensive loss, net into earnings	\$ (608)	\$ —	\$ —
Derivatives Not Designated as Hedges - Interest Rate Swap Agreements			
Amount reclassified from Accumulated other comprehensive loss, net into Non-cash interest expense	\$ 26,317	\$ 29,627	\$ 44,887

22. QUARTERLY FINANCIAL DATA (unaudited)

	Quarter Ended			
	December 31, 2024	September 30, 2024	June 30, 2024	March 31, 2024
	(in thousands, except per share amounts)			
Revenues	\$ 693,700	\$ 667,595	\$ 660,477	\$ 657,862
Operating income	382,339	375,596	354,470	323,358
Depreciation, accretion, and amortization	(65,073)	(63,515)	(64,179)	(76,750)
Net income attributable to SBA Communications Corporation	173,629	258,534	162,830	154,543
Net income per common share - basic	\$ 1.61	\$ 2.41	\$ 1.52	\$ 1.43
Net income per common share - diluted	1.61	2.40	1.51	1.42

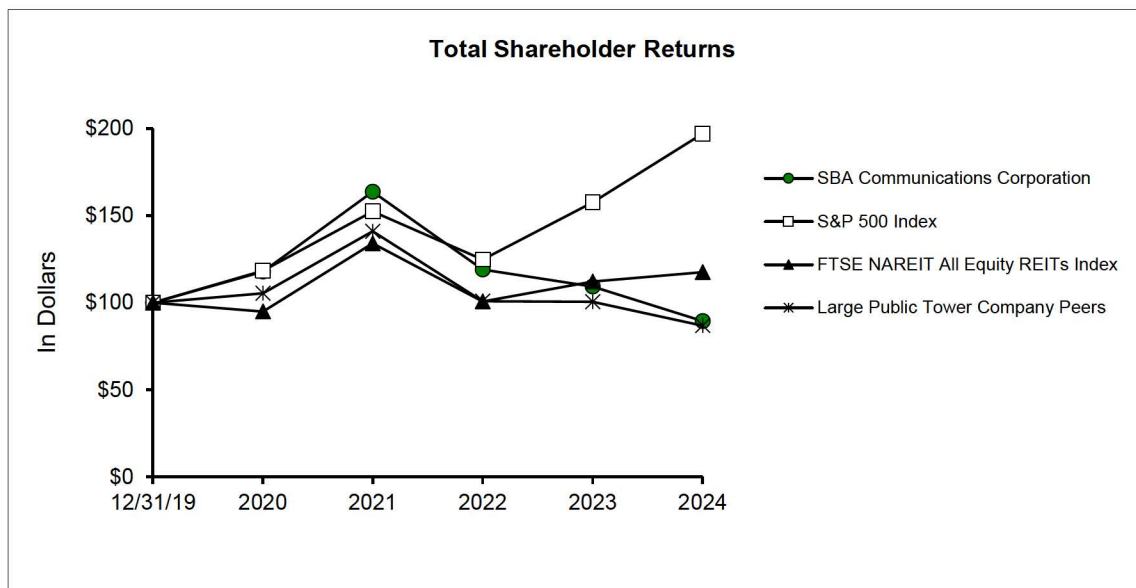
	Quarter Ended			
	December 31, 2023	September 30, 2023	June 30, 2023	March 31, 2023
	(in thousands, except per share amounts)			
Revenues	\$ 675,024	\$ 682,544	\$ 678,500	\$ 675,516
Operating income	209,687	248,604	241,227	224,141
Depreciation, accretion, and amortization	(171,400)	(180,674)	(181,820)	(182,415)
Net income attributable to SBA Communications Corporation	109,528	87,419	203,648	101,217
Net income per common share - basic	\$ 1.01	\$ 0.81	\$ 1.88	\$ 0.94
Net income per common share - diluted	1.01	0.80	1.87	0.93

Because net income per share amounts are calculated using the weighted-average number of common and dilutive common shares outstanding during each quarter, the sum of the per share amounts for the four quarters may not equal the total net income per share amounts for the year.

Performance Graph

SBA Communications Corporation's ("SBA" or "we") Class A Common Stock began trading on The Nasdaq National Market on June 16, 1999 when its initial public offering commenced and is currently traded on the Nasdaq Global Select Market. The following graph shows the total return to the shareholders of an investment in SBA's Class A Common Stock as compared to (1) an investment in the S&P 500 Index, (2) an investment in a peer group made up of American Tower Corporation and Crown Castle Inc., the comparable large domestic public wireless tower companies, and (3) an investment in the FTSE NAREIT All Equity REITs Index.

Total shareholder return is determined by dividing (1) the sum of (A) the cumulative amount of dividends for a given period (assuming dividend reinvestment) and (B) the change in share price between the beginning and end of the measurement period, by (2) the share price at the beginning of the measurement period.



INDEXED RETURNS

Company Name / Index	Base Period	Years Ending				
	12/31/19	2020	2021	2022	2023	2024
SBA Communications Corporation	\$100.00	\$117.81	\$163.70	\$119.01	\$109.31	\$89.44
S&P 500 Index	\$100.00	\$118.40	\$152.39	\$124.79	\$157.59	\$197.02
FTSE NAREIT All Equity REITs Index	\$100.00	\$94.88	\$134.06	\$100.62	\$112.04	\$117.56
Large Public Tower Company Peers	\$100.00	\$105.39	\$140.99	\$100.87	\$100.41	\$86.78

Reflects \$100 invested on December 31, 2019 in (1) the Class A Common Stock of SBA, (2) the basket of companies comprising the S&P 500 Index, (3) the companies comprising the group of Large Public Tower Company Peers, and (4) the basket of companies comprising the FTSE NAREIT All Equity REITs Index.

Required Disclosures Non-GAAP Financial Measures in Accordance with Regulation G

SBA often makes disclosures of non-GAAP financial measures, such as (1) Funds from Operations (“FFO”), Adjusted Funds from Operations (“AFFO”) and AFFO per share; (2) Adjusted EBITDA and Adjusted EBITDA Margin; (3) Tower Cash Flow and Tower Cash Flow Margin; (4) Cash Site Leasing Revenue; and (5) Net Debt and Leverage Ratio.

We believe that FFO, AFFO and AFFO per share, which are metrics used by our public company peers in the communication site industry, provide investors useful indicators of the financial performance of our business and permit investors an additional tool to evaluate the performance of our business against those of our two principal competitors. FFO, AFFO, and AFFO per share are also used to address questions we receive from analysts and investors who routinely assess our operating performance on the basis of these performance measures, which are considered industry standards. We believe that FFO helps investors or other interested parties meaningfully evaluate financial performance by excluding the impact of our asset base (primarily depreciation, amortization and accretion and asset impairment and decommission costs). We believe that AFFO and AFFO per share help investors or other interested parties meaningfully evaluate our financial performance as they include (1) the impact of our capital structure (primarily interest expense on our outstanding debt) and (2) sustaining capital expenditures and exclude the impact of (1) our asset base (primarily depreciation, amortization and accretion and asset impairment and decommission costs) and (2) certain non-cash items, including straight-lined revenues and expenses related to fixed escalations and rent free periods and the non-cash portion of our reported tax provision. GAAP requires rental revenues and expenses related to leases that contain specified rental increases over the life of the lease to be recognized evenly over the life of the lease. In accordance with GAAP, if payment terms call for fixed escalations, or rent free periods, the revenue or expense is recognized on a straight-lined basis over the fixed, non-cancelable term of the contract. We only use AFFO as a performance measure. AFFO should be considered only as a supplement to net income computed in accordance with GAAP as a measure of our performance and should not be considered as an alternative to cash flows from operations or as residual cash flow available for discretionary investment. We believe our definition of FFO is consistent with how that term is defined by the National Association of Real Estate Investment Trusts (“NAREIT”) and that our definition and use of AFFO and AFFO per share is consistent with those reported by the other communication site companies.

We believe that Adjusted EBITDA is useful to investors or other interested parties in evaluating our financial performance. Adjusted EBITDA is the primary measure used by management (1) to evaluate the economic productivity of our operations and (2) for purposes of making decisions about allocating resources to, and assessing the performance of, our operations. Management believes that Adjusted EBITDA helps investors or other interested parties meaningfully evaluate and compare the results of our operations (1) from period to period and (2) to our competitors, by excluding the impact of our capital structure (primarily interest charges from our outstanding debt) and asset base (primarily depreciation, amortization and accretion) from our financial results. Management also believes Adjusted EBITDA is frequently used by investors or other interested parties in the evaluation of REITs. In addition, Adjusted EBITDA is similar to the measure of current financial performance generally used in our debt covenant calculations. Adjusted EBITDA should be considered only as a supplement to net income computed in accordance with GAAP as a measure of our performance.

We believe that Tower Cash Flow, Tower Cash Flow Margin and Cash Site Leasing Revenue are useful indicators of the performance of our site leasing operations.

In addition, Tower Cash Flow, Adjusted EBITDA, Net Debt and Leverage Ratio are components of the calculations used by our lenders to determine compliance with certain covenants under our debt instruments. These non-GAAP financial measures are not intended to be an alternative to any of the financial measures provided in our results of operations or our balance sheet as determined in accordance with GAAP.

FFO, AFFO and AFFO per share

The table below sets forth the reconciliation of FFO, AFFO and AFFO per share to their most comparable GAAP measurement.

	For the year ended December 31,	
	2024	2023
	(\$ in thousands, except per share amounts)	
Net income	\$ 748,677	\$ 497,415
Real estate related depreciation, amortization and accretion	263,191	709,832
Asset impairment and decommission costs	107,925	169,387
FFO	<u>\$ 1,119,793</u>	<u>\$ 1,376,634</u>
Adjustments to FFO:		
Non-cash straight-line leasing revenue	(10,851)	(25,206)
Non-cash straight-line ground lease expense	(7,668)	(686)
Non-cash compensation	74,374	87,919
Adjustment for non-cash portion of tax (benefit) provision	(13,380)	20,354
Non-real estate related depreciation, amortization, and accretion	6,326	6,477
Amortization of deferred financing costs and debt discounts	48,926	56,141
Loss from extinguishment of debt, net	5,940	—
Other expense (income), net	250,415	(63,053)
Acquisition and new business initiatives related adjustments and expenses	25,946	21,671
Non-discretionary cash capital expenditures	(54,742)	(56,078)
AFFO	<u>\$ 1,445,079</u>	<u>\$ 1,424,173</u>
Diluted weighted average number of common shares	108,080	108,907
AFFO per share	<u>\$ 13.37</u>	<u>\$ 13.08</u>

Adjusted EBITDA, Annualized Adjusted EBITDA and Adjusted EBITDA Margin

The table below sets forth the calculation of Annualized Adjusted EBITDA and the calculation of Adjusted EBITDA Margin. See our Form 10-K which accompanies this annual report for a discussion and reconciliation of full year Adjusted EBITDA.

	For the quarter ended December 31,	
	2024	2023
	(\$ in thousands)	
Net income	\$ 178,791	\$ 109,528
Non-cash straight-line leasing revenue	(228)	(3,828)
Non-cash straight-line ground lease expense	(2,242)	(821)
Non-cash compensation	17,934	22,089
Loss from extinguishment of debt, net	1,512	—
Other expense (income), net	124,606	(33,090)
Acquisition and new business initiatives related adjustments and expenses	6,567	5,049
Asset impairment and decommission costs	19,997	77,067
Interest income	(20,603)	(5,541)
Total interest expense ⁽¹⁾	120,950	109,894
Depreciation, accretion and amortization	65,073	171,400
(Benefit) provision for taxes ⁽²⁾	(23,107)	28,914
Adjusted EBITDA	\$ 489,250	\$ 480,661
Annualized Adjusted EBITDA ⁽³⁾	\$ 1,957,000	\$ 1,922,644

(1) Total interest expense includes interest expense, non-cash interest expense, and amortization of deferred financing fees.

(2) Includes franchise and gross receipts taxes reflected in the Statements of Operations in selling, general and administrative expenses.

(3) Annualized Adjusted EBITDA is calculated as Adjusted EBITDA for the most recent quarter multiplied by four.

	For the year ended December 31, 2024
	(\$ in thousands)
Total Revenues	\$ 2,679,634
Non-cash straight-line leasing revenue	(10,851)
Total revenues minus non-cash straight-line leasing revenue	\$ 2,668,783
Adjusted EBITDA	\$ 1,894,345
Adjusted EBITDA Margin	71.0%

Cash Site Leasing Revenue, Tower Cash Flow and Tower Cash Flow Margin

The table below sets forth the reconciliations of Cash Site Leasing Revenue and Tower Cash Flow to their most comparable GAAP measurement, and the calculation of Tower Cash Flow Margin.

	For the year ended December 31,	
	2024	2023
	(\$ in thousands)	
Site leasing revenue	\$ 2,526,765	\$ 2,516,935
Non-cash straight-line site leasing revenue	(10,851)	(25,206)
Cash Site Leasing Revenue	\$ 2,515,914	\$ 2,491,729
Site leasing cost of revenues (excluding depreciation, accretion, and amortization)	(462,997)	(472,687)
Non-cash straight-line ground lease expense	(7,668)	(686)
Tower Cash Flow	\$ 2,045,249	\$ 2,018,356
Tower Cash Flow Margin	81.3%	81.0%

Special Note Regarding Forward-Looking Statements

This annual report contains forward-looking statements that concern expectations, beliefs, projections, strategies, anticipated events or trends regarding (1) our domestic segment, including its ability to experience solid long-term organic growth and perform well, (2) our ability to increase the predictability and stability of our long-term cash flows, grow the core business and improve the overall quality of our assets, (3) our future capital allocation, including for asset acquisitions, dividends (including growth thereof) and share repurchases, (4) our ability to continue to produce strong financial and operating results and maximize shareholder value, (5) our potential leasing environment and key growth drivers in 2025 and beyond, (6) customer activity, continued network investment and demand for our wireless communications infrastructure, both domestically and internationally, and the impact of customer 5G deployment on such demand, (7) churn and market rationalization, (8) the Millicom transaction and its benefits, (9) our ability to maximize future business opportunities and progress towards focusing on achieving scale or exiting markets where we don't see an opportunity to achieve scale, and (10) the strength of our customers. These forward-looking statements are qualified in their entirety by cautionary statements set forth under "Special Note Regarding Forward-Looking Statements" and the risk factor disclosures contained in our Form 10-K filed with the Securities and Exchange Commission on February 26, 2025 and included in this annual report.

**ESSENTIAL
INFRASTRUCTURE®**

SBA COMMUNICATIONS

DIRECTORS

Jeffrey A. Stoops
Chairman of the Board

Brendan T. Cavanagh
*Director, President and
Chief Executive Officer*

Steven E. Bernstein
Founder and Director

Kevin L. Beebe
Director

Laurie Bowen
Director

Mary S. Chan
Director

Jay L. Johnson
Director

George R. Krouse Jr.
Director

Jack Langer
Lead Independent Director

Amy E. Wilson
Director

SENIOR MANAGEMENT

Brendan T. Cavanagh
President and Chief Executive Officer

Richard M. Cane
*Executive Vice President
and President, International*

Mark R. Ciarfella
*Executive Vice President,
Operations*

Donald E. Day
*Executive Vice President,
Site Leasing*

Joshua Koenig
*Executive Vice President,
Chief Administrative Officer
and General Counsel*

Marc Montagner
*Executive Vice President
and Chief Financial Officer*

Brian M. Allen
*Senior Vice President,
Site Leasing*

Elvis T. Clemetson
*Senior Vice President
and Chief Information Officer*

Michelle Eisner
*Senior Vice President and
Chief Human Resources Officer*

Larry Harris
*Senior Vice President,
U.S. Business Development*

Saul Kredi
*Vice President
and Chief Accounting Officer*

Neil H. Seidman
*Senior Vice President,
Mergers and Acquisitions*

Nichole Thomas
*Senior Vice President,
Services*

HEADQUARTERS

8051 Congress Avenue
Boca Raton, FL 33487-1307
T + 561.995.7670
T + 800.487.SITE (7483)

REGIONAL OFFICES

North America

Montreal, Canada
Alpharetta, Georgia
Biddeford, Maine
Charlotte, North Carolina
Chicago, Illinois
Costa Mesa, California
Dallas, Texas
Fenton, Missouri
Indianapolis, Indiana
Nashville, Tennessee
Pelham, Alabama
Pittsburgh, Pennsylvania
Woodbridge, New Jersey

Central America

Guatemala City, Guatemala
Managua, Nicaragua
Panama City, Panama
San Jose, Costa Rica
San Salvador, El Salvador

South America

Lima, Peru
Quito, Ecuador
Santiago, Chile
Sao Paulo, Brazil

Africa

Paarl, South Africa
Dar es Salaam, Tanzania

AUDITORS

Ernst & Young LLP
5100 Town Center Circle
Suite 500
Boca Raton, FL 33486

TRANSFER AGENT

Computershare Trust Company, N.A.
P.O. Box 43078
Providence, RI 02940-3078
www.computershare.com

INVESTOR RELATIONS

SBA Communications Corporation
8051 Congress Avenue
Boca Raton, FL 33487-1307
ir@sbsite.com

NOTICE OF ANNUAL MEETING

The annual meeting of shareholders will be held at 10:00 AM (Eastern) on May 23, 2025 at the corporate headquarters: 8051 Congress Avenue Boca Raton, FL 33487-1307

COMMON STOCK TRADING SYMBOL

Class A shares of SBA Communications Corporation are traded on the NASDAQ Global Select Market under the symbol: SBAC

INTERNET WEBSITE

www.sbsite.com



8051 Congress Avenue, Boca Raton, FL 33487



800.487.SITE



www.sbasite.com



ir@sbasite.com

