

Magnora ASA

Third quarter 2018

Oslo, 27 November 2018

Reese McNeel, CEO/CFO

Important information

Magnora ASA

- This presentation and its enclosures and appendices (hereinafter jointly referred to as the “presentation”) have been prepared by Magnora ASA (“Magnora” or the “Company”) exclusively for information purposes. This presentation has not been reviewed or registered with any public authority or stock exchange. Recipients of this presentation may not reproduce, redistribute or pass on, in whole or in part, the presentation to any other person.
- The contents of this presentation are not to be construed as legal, business, investment or tax advice. Each recipient should consult with its own legal, business, investment and tax adviser as to legal, business, investment and tax advice.
- There may have been changes in matters which affect the company subsequent to the date of this presentation. Neither the issue nor delivery of this presentation shall under any circumstance create any implication that the information contained herein is correct as of any time subsequent to the date hereof or that the affairs of the company have not since changed, and the company does not intend, and does not assume any obligation, to update or correct any information included in this presentation.
- This presentation includes and is based on, among other things, forward-looking information and statements. Such forward-looking information and statements are based on the current expectations, estimates and projections of Magnora or assumptions based on information available to the company. Such forward-looking information and statements reflect current views with respect to future events and are subject to risks, uncertainties and assumptions. Magnora cannot give any assurance as to the correctness of such information and statements.
- An investment in the company should be considered as an high-risk investment, and several factors could cause the actual results, performance or achievements of the company to be materially different from any future results, performance or achievements that may be expressed or implied by statements and information in this presentation, including, among others, risks or uncertainties associated with the company's business, development, management, financing, market acceptance and relations with customers, ability to implement cost reducing initiatives, latent risks associated with divested business, and, more generally, general economic and business conditions, including, but not limited to, within the oil and gas industry, changes in domestic and foreign laws and regulations, taxes, customs duties, vat or variations thereof, changes in competition and pricing environments, fluctuations in currency exchange rates and interest rates and other factors. Should one or more of these risks or uncertainties materialise, or should underlying assumptions prove incorrect, actual results may vary materially from those described in this document. The company does not intend, and does not assume any obligation, to update or correct the information included in this presentation.
- This presentation does not constitute or form a part of, and should not be construed as, an offer or invitation to subscribe for or purchase any securities of the company. Neither this presentation nor anything contained herein shall form the basis of, or be relied on in connection with, any potential transaction referred to in this presentation. Any potential offer of securities of the company would be based on a prospectus prepared for that purpose.
- This presentation is subject to Norwegian law, and any dispute arising in respect of this presentation is subject to the exclusive jurisdiction of Norwegian courts.

Summary of key developments

Magnora ASA

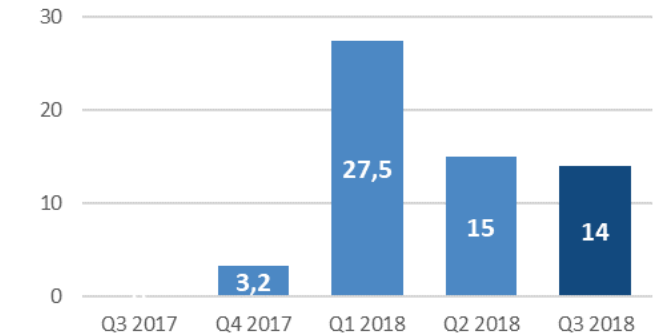
- The Sembcorp transaction was completed on September 4, 2018, and the company received the agreed cash consideration of USD 39 million
- Following the transaction with Sembcorp former Sevan Marine ASA changed its name to Magnora ASA
- Magnora retains its net cash position, the Dana Western Isles license agreement and the financial benefit of the Shell Penguins license agreement
- On November 13, 2018 the distributions of the agreed share capital reductions and dividend in total NOK 447 159 492 or NOK 8,5 per share, were paid to shareholders
- The Teekay Offer expired on November 9, 2018 and was completed on November 12, 2018. Settlement and delivery of the shares was completed on November 19, 2018
- Upon completion of the Teekay Offer, Magnora withdrew the lawsuit against Logitel Offshore Pte Ltd, and the parties have agreed not to bring or pursue any other claims against each other and their affiliates in relation to activities prior to July 6, 2018
- Given changes in business activity and shareholder structure, Chairman Erling Øverland and TK representative Astrid Jørgenvåg have announced their resignation. An EGM to appoint a new board will be held shortly. Torstein Sanness will serve as acting Chairman until the EGM is held

Financial reporting and revenue

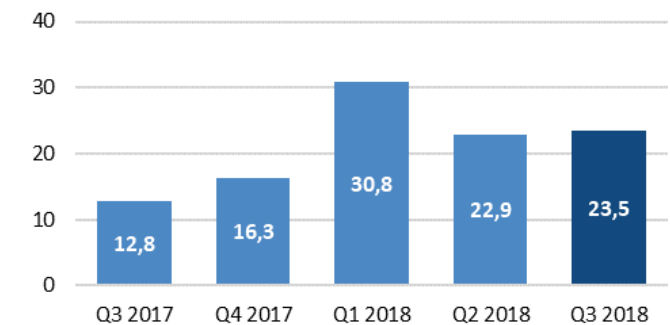
Magnora ASA

- In accordance with IFRS, the remaining Magnora business is reported as continued operations while the disposed business is reported as discontinued operations from Q2 2018
- Revenue in continued operations:
 - Decrease in Dana Western Isles income to NOK 13.8 million in Q3 2018 versus NOK 15.0 million in Q2
 - Other revenue of NOK 0.2 million in Q3 2018 related to hire out of employees
- Increased engineering service revenue in discontinued operations of NOK 9.5 million versus NOK 7.9 million in Q2 2018 due to increased activity for Shell Penguins and Teekay

Revenue continued operations, NOK million



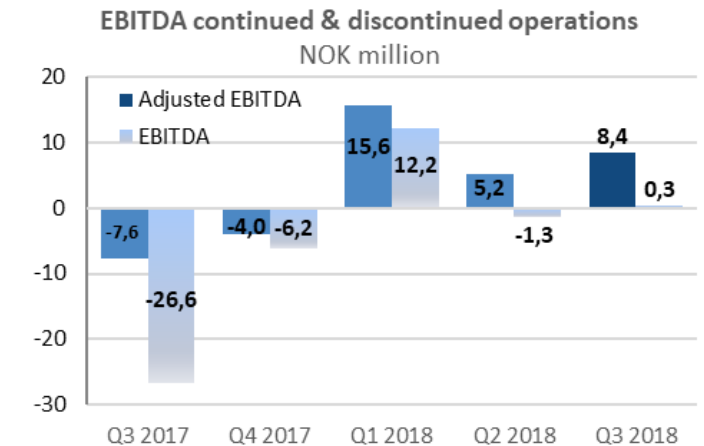
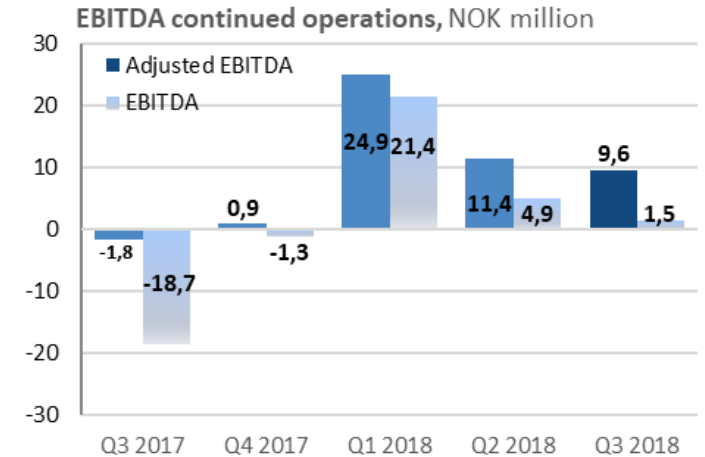
Revenue continued & discontinued operations
NOK million



EBITDA

Magnora ASA

- Adjusted EBITDA in continued operations of NOK 9.6 million, excluding one-off items
- Continued operations EBITDA of NOK 1.5 million including one-off items:
 - Costs related to termination of Share Incentive Program of NOK 3.2 million
 - SembCorp related transaction costs of NOK 3.4 million which includes legal and advisor fees
- EBITDA for discontinued operations improved to negative NOK 1.2 million in Q3 2018 versus negative NOK 6.3 million in Q2 2018 due to increased engineering activity in the quarter, and lower operating expenses due to transfer of business to Sevan SSP from 04 September
- Continued operations EBITDA in coming quarters will be driven by:
 - License income from Dana Western Isles
 - Operating costs



Western Isles field

Magnora ASA



- Magnora receiving USD 0.5 per produced barrel offloaded
- Income in Q3 2018 of NOK 13.8 million versus NOK 15.0 million in Q2 2018
- Capacity production of some 40,000 barrels per day
- Magnora has hedged USD 1.5 million at an average FX rate of NOK/USD 7.83 through December 2018. A further USD 1.4 million is hedged at an average FX rate of NOK/USD 7.90 from January 2019 to April 2019

Shell Penguins redevelopment

Magnora ASA



- Final investment decision taken in January 2018
- Sevan Marine has invoiced and received the first milestone payment of USD 2.625 million under the license agreement in Q1 2018
- Further payment milestones are (i) completion of the unit, (ii) start-up and (iii) successful production
- Outstanding milestones are expected over coming 2.5 to 5 years with total nominal value of USD 16 million

- The Sembcorp transaction has realized value for shareholders
- Combined with the Teekay transaction, Magnora has now resolved material legacy issues while leaving shareholders with a cash generating, stock exchange listed platform for future growth
- Operating costs will decline with the resolution of material one-off issues, the completion of the transactions and the transfer of employees and operational costs to Sembcorp
- Western Isles production is expected to continue to be at a range of 30 000 to 40 000 barrels per day
- The Company intends to make distributions to shareholders on a timely and regular basis to the extent legally and practically possible in the future
- Magnora will also actively seek to release remaining value via a review of strategic options

Appendix

Profit & loss statement (as reported)

Magnora ASA

<i>NOK million</i>	Note	Q3 18	Q2 18	YTD Q3 18	Q3 17	YTD Q3 17	2017
Continued operations							
Operating revenue	4	14.0	15.0	56.4	0.0	0.0	3.2
Operating expense		-12.5	-10.1	-28.6	-18.8	-33.8	-38.3
EBITDA		1.5	4.9	27.8	-18.8	-33.8	-35.1
Depreciation, amortization and impairment		0.0	0.0	0.0	0.0	0.0	0.0
Operating profit/(loss)		1.5	4.9	27.8	-18.8	-33.8	-35.1
Financial income/(expense)		0.7	0.9	2.4	0.6	10.8	11.6
FX gain/(loss)	6	-0.4	-0.5	-0.5	-3.6	-7.4	-3.5
Net financial items		0.3	0.4	1.9	-3.0	3.3	8.1
Profit/(loss) before tax		1.8	5.4	29.7	-21.7	-30.5	-27.0
Tax income/(expense)		0.0	0.0	0.0	0.0	39.3	32.8
Net profit/(loss) continued operations		1.8	5.4	29.7	-21.7	8.8	5.7
Discontinued operations							
Disposed group classified as held for sale	5	327.2	-6.7	310.7	-8.4	-34.1	-39.6
Net profit/(loss) discontinued operations		327.2	-6.7	310.7	-8.4	-34.1	-39.6
Net profit/(loss)		329.0	-1.3	340.5	-30.1	-25.4	-33.8

Balance Sheet (as reported)

Magnora ASA

<i>NOK million</i>	Note	30.09.18	30.06.18	30.09.17	31.12.17
Fixed assets		0.0	0.0	0.2	0.1
Intangible assets		0.0	0.0	4.7	4.3
Other non-current assets		0.0	0.0	3.5	3.2
Total non-current assets		0.0	0.0	8.4	7.6
Trade and other receivables	3	31.6	16.1	52.3	16.1
Cash and cash equivalents		528.8	205.7	161.6	197.5
Total current assets		560.4	221.8	214.0	213.6
Assets held for sale			7.6		
Total assets		560.4	229.4	222.4	221.2
Share capital	2	210.4	210.4	210.4	210.4
Other equity		314.3	-14.6	-17.1	-26.7
Total shareholders' equity		524.7	195.9	193.4	183.7
Non-controlling interest		0.0	0.2	0.2	0.3
Total equity		524.7	196.0	193.6	184.0
Other non-current liabilities		0.0	0.0	0.0	2.3
Total non current liabilities		0.0	0.0	0.0	2.3
Current liabilities		35.7	26.1	28.8	34.9
Total current liabilities		35.7	26.1	28.8	34.9
Total liabilities		35.7	26.1	28.8	37.1
Liabilities held for sale			7.3		
Total equity and liabilities		560.4	229.4	222.4	221.2

Cash flow statement (as reported)

Magnora ASA

NOK million	Q3 18	Q2 18	YTD Q3 18	YTD Q3 17	2017
Cash flows from operating activities					
Cash from operations	-1.4	8.2	24.7	-57.9	-27.2
Taxes paid/repaid	0.0	0.0	0.0	31.7	31.7
Net cash generated from continued operating activities	-1.4	8.2	24.7	-26.2	4.5
Net cash generated from discontinued operating activities	-2.8	-11.1	-20.5	-2.5	2.6
Net cash generated from operating activities	-4.2	-2.9	4.2	-28.7	7.1
Cash flows from investment activities					
Sale of shares KANFA AS	0.0	0.0	0.0	0.9	0.9
Sale of business to Sembcorp	327.1	0.0	327.1	0.0	0.0
Net cash from continued investment activities	327.1	0.0	327.1	0.9	0.9
Net cash from discontinued investment activities *	0.0	0.0	0.0	-36.5	-36.4
Net cash from investment activities	327.1	0.0	327.1	-35.6	-35.5
Cash flows from financing activities					
Dividends paid	0.0	0.0	0.0	0.0	0.0
Net cash from continued financing activities	0.0	0.0	0.0	0.0	0.0
Net cash from discontinued financing activities	0.0	0.0	0.0	0.0	0.0
Net cash from financing activities	0.0	0.0	0.0	0.0	0.0
Net cash flow for the period - continued activities	325.7	8.2	351.8	-25.3	5.4
Net cash flow for the period - discontinued activities	-2.8	-11.1	-20.5	-39.0	-33.8
Cash balance at beginning of period	205.9	208.7	197.5	225.9	225.9
Cash balance at end of period	528.8	205.9	528.8	161.6	197.5