

Transparency notifications by BlackRock, Inc.

In accordance with article 14, § 1 of the law of 2 May 2007 on the disclosure of major holdings, Umicore was recently notified by BlackRock, Inc. that it has successively crossed the legal threshold of 3% for the direct voting rights downwards on 5 June 2025 and then upwards on 10 June 2025.

The total holding of direct voting rights and equivalent financial instruments of BlackRock, Inc. stands at 4.53% on 10 June 2025.

Summary of the moves:


Date on which the threshold was crossed	Date of notification	Direct voting rights after the transaction	Equivalent financial instruments after the transaction	Total
5 June 2025	10 June 2025	2.64 %	1.38%	4.03%
10 June 2025	11 June 2025	3.08%	1.46%	4.53%

Notifications from BlackRock, Inc.:


The most recent notification contains the following information:

- Date of notification: 11 June 2025
- Date on which the threshold is crossed: 10 June 2025
- Threshold of direct voting rights crossed upwards: 3%
- Notification by: BlackRock, Inc.
- Denominator: 246,400,000
- Reason for notification: Acquisition or disposal of voting securities or voting rights

A) Voting rights	Previous notification	After the transaction			
	# of voting rights	# of voting rights		% of voting rights	
Holders of voting rights		Linked to securities	Not linked to the securities	Linked to securities	Not linked to the securities
BlackRock, Inc.	0	0		0.00%	
BlackRock (Singapore) Limited	97,746	59,622		0.02%	
BlackRock Advisors (UK) Limited	610,231	1,282,696		0.52%	
BlackRock Asset Management Canada Limited	45,176	47,581		0.02%	
BlackRock Financial Management, Inc.	56,950	28,829		0.01%	
BlackRock Fund Advisors	2,527,035	2,527,824		1.03%	
BlackRock Institutional Trust Company, National Association	1,829,022	1,832,335		0.74%	
BlackRock Investment Management (Australia) Limited	104,046	104,046		0.04%	
BlackRock Investment Management (UK) Limited	979,447	1,510,248		0.61%	
BlackRock Investment Management, LLC	159,972	162,599		0.07%	
BlackRock Japan Co., Ltd.	73,409	0		0.00%	
Aperio Group, LLC	25,824	25,824		0.01%	
Subtotal	6,508,858	7,581,604		3.08%	
TOTAL		7,581,604	0	3.08%	0.00%

 Start with "groups" of holders. Add subtotals with Σ , and then finish with the persons who are "alone".
 For groups, start with the ultimate controlling natural person or legal entity.
 The totals, subtotals and % will be updated once you have clicked on <CALCULATE>.

B) Equivalent financial instruments	After the transaction					
Holders of equivalent financial instruments	Type of financial instrument	Expiration date	Exercise period or date	# of voting rights that may be acquired if the instrument is exercised	% of voting rights	Settlement
BlackRock Advisors (UK) Limited	Securities Lent			89,313	0.04%	physical
BlackRock Advisors, LLC	Contract for Difference			2,193,855	0.89%	cash
BlackRock Asset Management Canada Limited	Securities Lent			28,000	0.01%	physical
BlackRock Financial Management, Inc.	Contract for Difference			602,848	0.24%	cash
BlackRock Institutional Trust Company, National Association	Contract for Difference			411,592	0.17%	cash
BlackRock Investment Management (UK) Limited	Contract for Difference			18,897	0.01%	cash
Aperio Group, LLC	Depository Receipt			240,805	0.10%	
TOTAL				3,585,310	1.46%	


 The totals will be updated once you have clicked on <CALCULATE>

TOTAL (A & B)	# of voting rights	% of voting rights
	CALCULATE	11,166,914 4.53%


The previous notification contains the following information:

- Date of notification: 10 June 2025
- Date on which the threshold is crossed: 5 June 2025
- Threshold of direct voting rights crossed downwards: 3%
- Notification by: BlackRock, Inc.
- Denominator: 246,400,000
- Reason for notification: Acquisition or disposal of voting securities or voting rights

A) Voting rights	Previous notification	After the transaction			
	# of voting rights	# of voting rights		% of voting rights	
Holders of voting rights		Linked to securities	Not linked to the securities	Linked to securities	Not linked to the securities
BlackRock, Inc.	0	0		0.00%	
BlackRock (Singapore) Limited	0	97,746		0.04%	
BlackRock Advisors (UK) Limited	1,788,611	610,231		0.25%	
BlackRock Asset Management Canada Limited	47,700	45,176		0.02%	
BlackRock Financial Management, Inc.	6,236	56,950		0.02%	
BlackRock Fund Advisors	2,514,782	2,527,035		1.03%	
BlackRock Institutional Trust Company, National Association	1,850,044	1,829,022		0.74%	
BlackRock Investment Management (Australia) Limited	104,046	104,046		0.04%	
BlackRock Investment Management (UK) Limited	1,362,650	979,447		0.40%	
BlackRock Investment Management, LLC	180,950	159,972		0.06%	
BlackRock Japan Co., Ltd.	3	73,409		0.03%	
Aperio Group, LLC	25,824	25,824		0.01%	
Subtotal	7,880,846	6,508,858		2.64%	
TOTAL		6,508,858	0	2.64%	0.00%

 Start with "groups" of holders. Add subtotals with Σ , and then finish with the persons who are "alone".
 For groups, start with the ultimate controlling natural person or legal entity.
 The totals, subtotals and % will be updated once you have clicked on **<CALCULATE>**.

B) Equivalent financial instruments	After the transaction					
Holders of equivalent financial instruments	Type of financial instrument	Expiration date	Exercise period or date	# of voting rights that may be acquired if the instrument is exercised	% of voting rights	Settlement
BlackRock Advisors (UK) Limited	Securities Lent			63,787	0.03%	physical
BlackRock Asset Management Canada Limited	Securities Lent			28,000	0.01%	physical
BlackRock Advisors, LLC	Contract for Difference			2,084,743	0.85%	cash
BlackRock Financial Management, Inc.	Contract for Difference			574,985	0.23%	cash
BlackRock Institutional Trust Company, National Association	Contract for Difference			397,328	0.16%	cash
BlackRock Investment Management (UK) Limited	Contract for Difference			18,897	0.01%	cash
Aperio Group, LLC	Depository Receipt			242,327	0.10%	
TOTAL				3,410,067	1.38%	

 The totals will be updated once you have clicked on **<CALCULATE>**

TOTAL (A & B)	# of voting rights	% of voting rights
CALCULATE	9,918,925	4.03%

The chain of control has been described at the end of the notification and can be found [here](#).

For more information

Investor Relations

Caroline Kerremans	+32 2 227 72 21	caroline.kerremans@umicore.com
Eva Behaeghe	+32 2 227 70 68	eva.behaeghe@umicore.com

About Umicore

Umicore is a global advanced materials and recycling Group. Leveraging decades of expertise in materials science, metallurgy, chemistry, and metals management, Umicore transforms precious and critical metals into functional technologies that enable everyday applications. Its unique circular business model ensures that these critical elements are continuously refined and recycled, to be reintegrated in new applications.

Umicore's four Business Groups –Catalysis, Recycling, Specialty Materials and Battery Materials Solutions – offer materials and solutions addressing resource scarcity and the growing need for functional materials for clean technologies, clean mobility and a connected world. Through tailored and cutting-edge products and processes they drive innovation and sustainability.

Umicore generates the majority of its revenues from, and focuses most of its R&D efforts on, clean mobility and recycling. Its overriding goal of sustainable value creation is rooted in developing, producing and recycling materials for a better life. Umicore's industrial, commercial and R&D activities, with more than 11,500 employees, are located across the world to best serve its global customer base. Group revenues (excluding metal) reached € 3.5 billion (turnover of € 14.9 billion) in 2024.