



BasicNet[®]

9M 2019 Conference call

November 8th 2019

TOTAL AGGREGATED SALES (from ASL and ASSC)*

Euro 777,6 million, +22,8% YoY

TOTAL CONSOLIDATED SALES

Euro 235,8 million, +55,2% YoY

*Like for like***: Euro 174,4 million, +18,1% YoY

CONSOLIDATED DIRECT SALES

Euro 195,8 million, +73,3% YoY

*Like for like***: Euro 134,4 million, +18,9% YoY

ROYALTIES (from ASL and ASSC)*

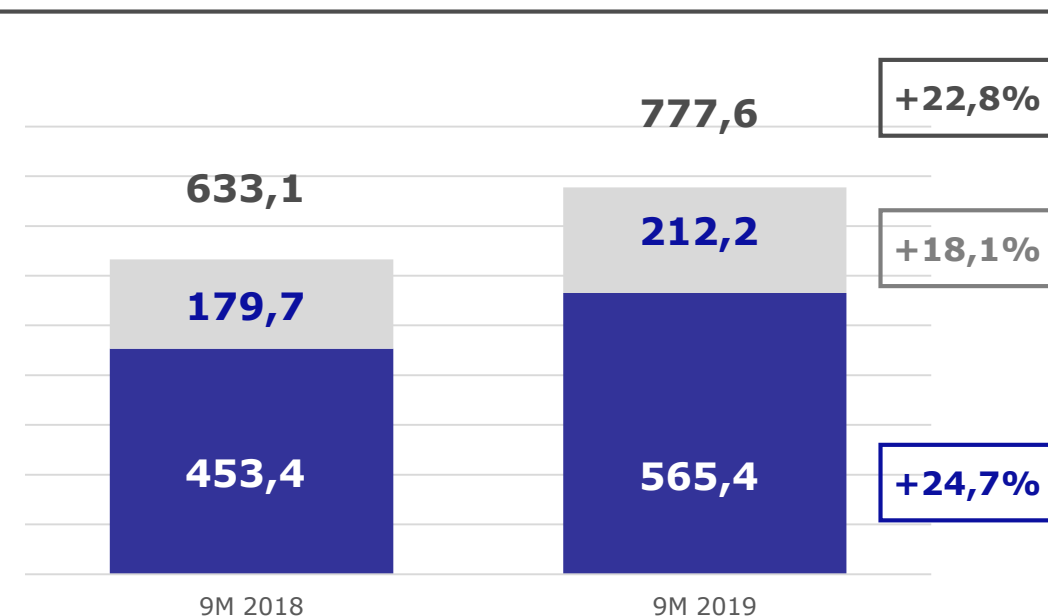
Euro 40,0 million, +2,8% YoY

*Like for like***: Euro 45,1 million, +15,9% YoY

* ASL: Aggregated Sales of Licensees; ASSC: Aggregated Sales of Sourcing Centers ; ** excluding first time consolidation of Kappa Europe as from January 2019;

Nine Months 2019 Aggregated Sales

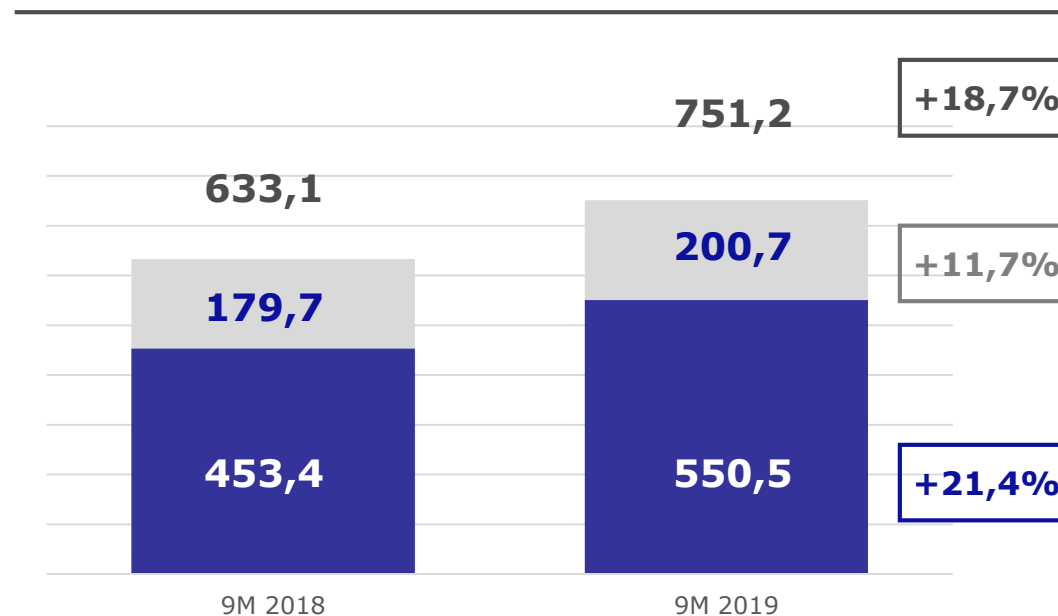
AT CURRENT EXCHANGE RATES



■ Aggregated Sales of Sourcing Centers (ASSC, Eu mn)

■ Aggregated Sales of Licensees (ASL, Eu mn)

AT CONSTANT EXCHANGE RATES

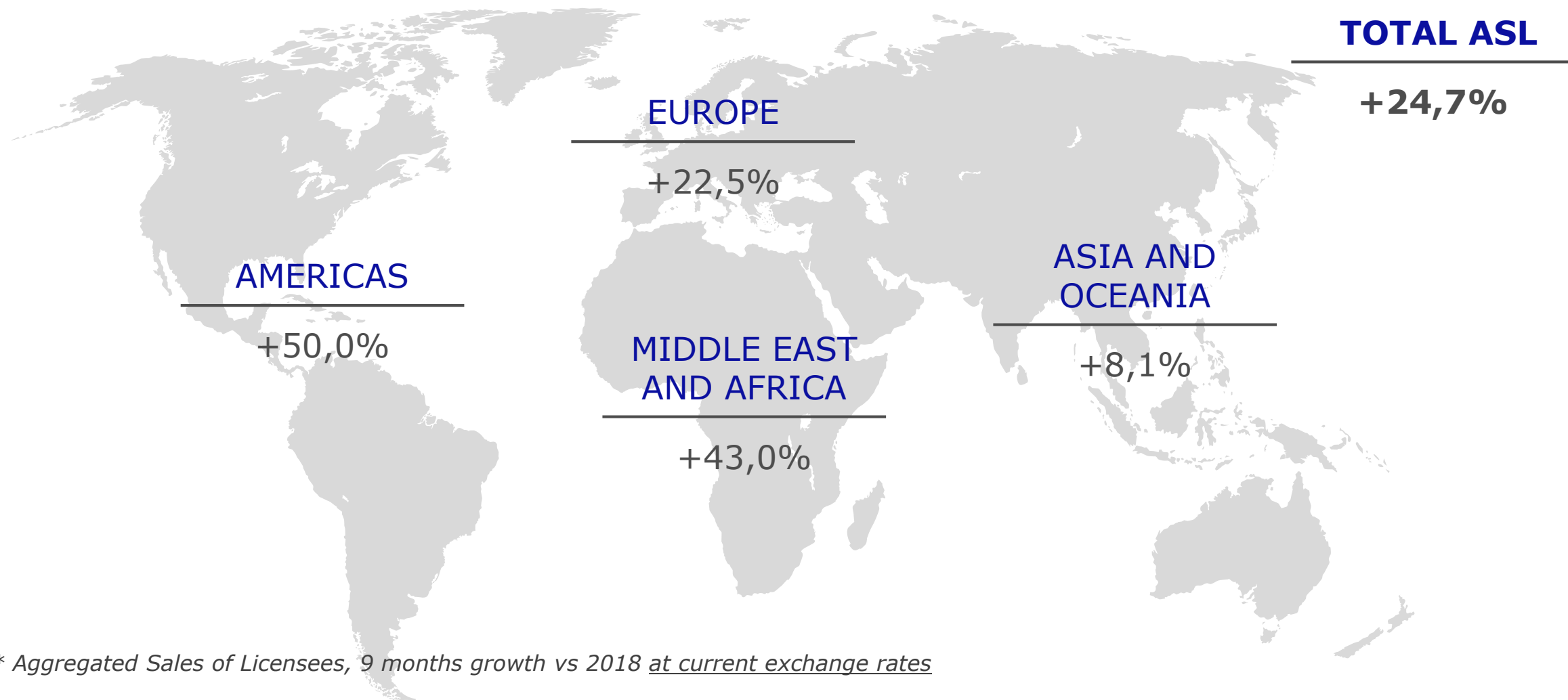


■ Aggregated Sales of Sourcing Centers (ASSC, Eu mn)

■ Aggregated Sales of Licensees (ASL, Eu mn)

Nine Months 2019 ASL – YoY Growth by Geography*

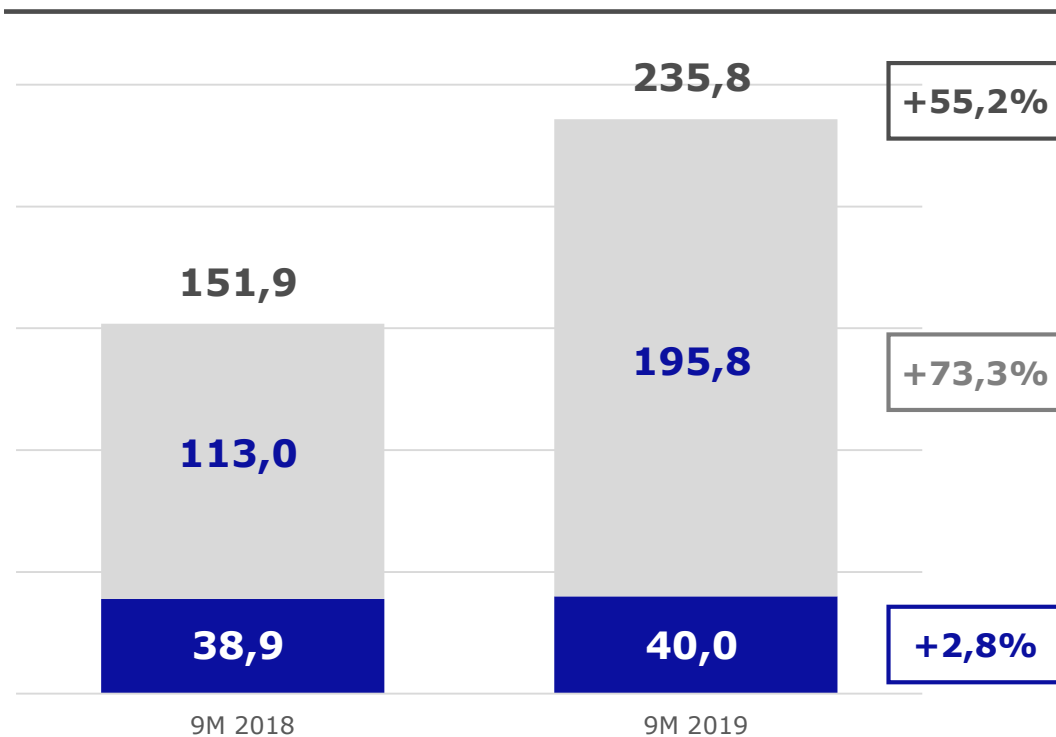
BasicNet



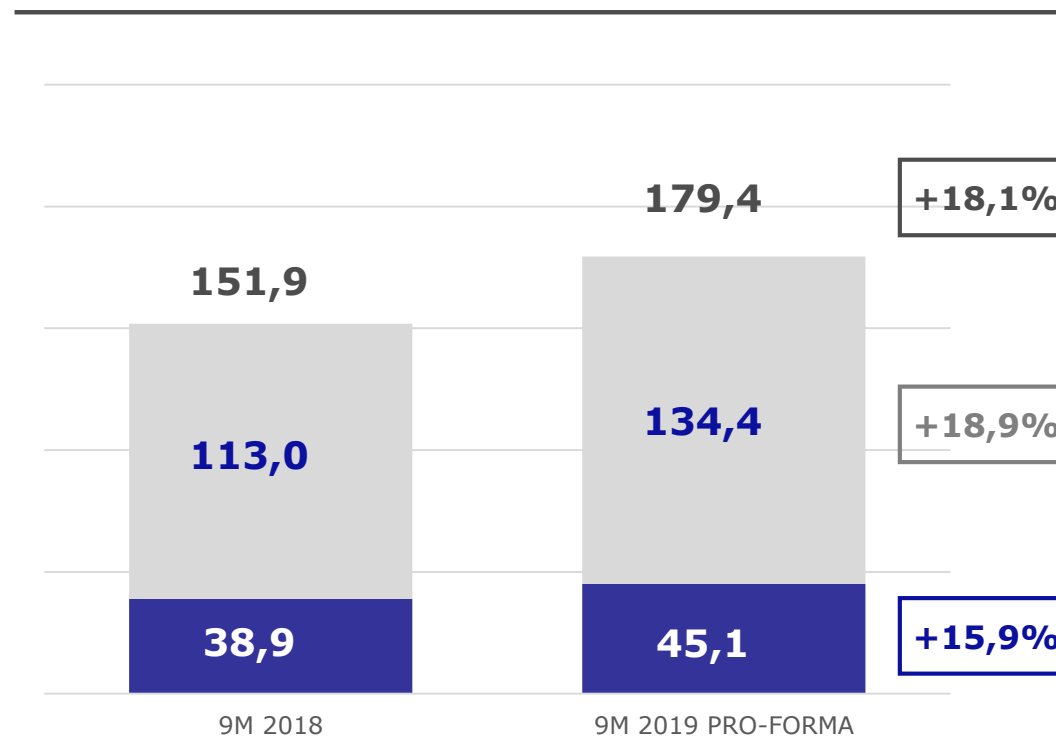
* Aggregated Sales of Licensees, 9 months growth vs 2018 at current exchange rates

Nine Months 2019 Consolidated Revenues

ACTUAL REVENUES



LIKE FOR LIKE*



* In order to calculate LfL YoY growth, 9M2019 pro-forma revenues have been calculated by deconsolidating Kappa Europe from direct sales and accounting for it as if it was a licensee (as it was the case in 2018)

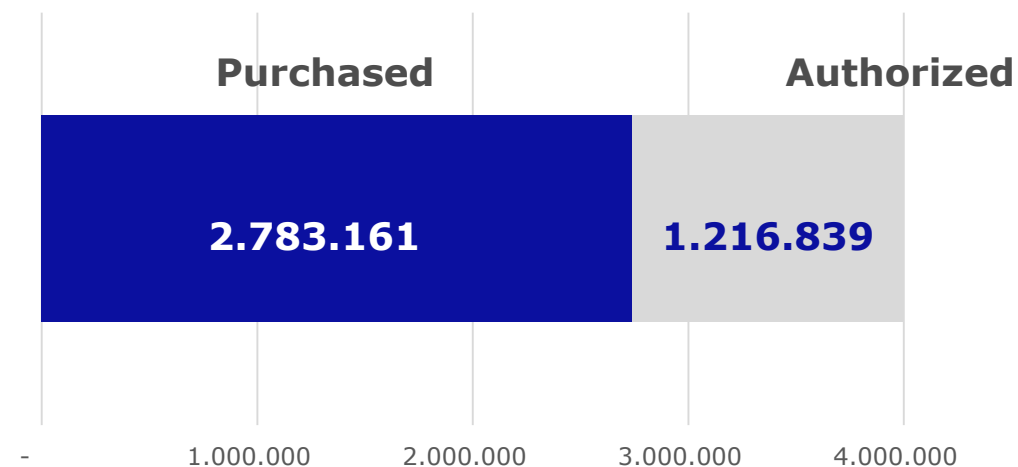
FROM SHAREHOLDERS' MEETING* TO DATE

Authorized Shares buy-back: Euro 4.000.000

Purchased amount: Euro 2.783.161

Average price: Euro 4,68/ share

No. of purchased shares: 595.033



* 2019 Shareholders' Meeting held on April 24, 2019

SEPTEMBER 30, 2019

Total own shares: 7.442.822

Share of capital: 12,21%

Average price: Euro 2,70/ share

Stock price: Euro 4,40

Total investment: Euro 20,1 million

Embedded gain: Euro 12,6 million

TO DATE

Total own shares: 7.637.655

Share of capital: 12,52%

Average price: Euro 2,75/ share

Stock price: Euro 5,10

Total investment: Euro 21,0 million

Embedded gain: Euro 17,9 million



BasicNet[®]

Kappa

ROBE DI KAPPA

jesus
jeans

SUPERGA

KWAY

Sabell

SEBAGO

BRIKO