



STAR CONFERENCE

LONDON
OCTOBER 23-24, 2018

WE SHOULD ALL FEEL NOTHING BUT SHAME FOR THE REPUTATION THAT FINANCE HAS EARNED ITSELF IN THE LAST FEW YEARS, BUT IF YOU MANAGE TO GUIDE HEALTHY CAPITAL FROM SUCCESSFUL BUSINESSES AND THE ASSETS OF FAMILIES THAT WISH TO INVEST THEM INTELLIGENTLY IN COMPANIES THAT WANT TO GROW, YOU ARE GENUINELY DOING ONE OF THE MOST BENEFICIAL JOBS IN THE WORLD.

. T . I . P .

TAMBURI INVESTMENT PARTNERS S.P.A.



@TAMBURITIP

THE INFORMATION CONTAINED HEREIN, PARTICULARLY THE ONES REGARDING ANY POSSIBLE OR ASSUMED FUTURE PERFORMANCE OF THE TIP GROUP, ARE OR MAY BE FORWARD LOOKING STATEMENTS AND IN THIS RESPECT THEY INVOLVE SOME RISKS AND UNCERTAINTIES.

ANY REFERENCE TO PAST PERFORMANCES SHALL NOT BE TAKEN AS AN INDICATION OF FUTURE PERFORMANCES.

THESE FORWARD-LOOKING STATEMENTS MAY INCLUDE STATEMENTS REGARDING OUR (OR OUR PORTFOLIO COMPANIES') PLANS, OBJECTIVES, GOALS, STRATEGIES, FUTURE EVENTS, FUTURE REVENUE OR PERFORMANCE, FINANCING NEEDS, PLANS OR INTENTIONS RELATING TO ACQUISITIONS, INVESTMENTS OR CAPITAL EXPENDITURES, BUSINESS TRENDS OR OTHER INFORMATION THAT IS NOT HISTORICAL INFORMATION. FORWARD-LOOKING STATEMENTS ARE RELATED TO FUTURE, NOT PAST, EVENTS AND ARE NOT GUARANTEES OF FUTURE PERFORMANCE. THESE STATEMENTS ARE BASED ON CURRENT EXPECTATIONS AND PROJECTIONS ABOUT FUTURE EVENTS AND, BY THEIR NATURE, ADDRESS MATTERS THAT ARE, TO DIFFERENT DEGREES, UNCERTAIN AND ARE SUBJECT TO INHERENT RISKS AND UNCERTAINTIES. THEY RELATE TO EVENTS AND DEPEND ON CIRCUMSTANCES THAT MAY OR MAY NOT OCCUR OR EXIST IN THE FUTURE, AND, AS SUCH, UNDUE RELIANCE SHOULD NOT BE PLACED ON THEM.


TIP EXPRESSLY DISCLAIMS AND DOES NOT ASSUME ANY RESPONSIBILITY NOR LIABILITY IN CONNECTION WITH ANY INACCURACIES IN ANY OF THESE FORWARD-LOOKING STATEMENTS OR IN CONNECTION WITH ANY USE BY ANY PARTY OF SUCH FORWARD-LOOKING STATEMENTS.

THIS DOCUMENT IS BEING PROVIDED SOLELY FOR INFORMATION AND MAY NOT BE REPRODUCED OR REDISTRIBUTED.

THIS PRESENTATION DOES NOT CONSTITUTE AN OFFER TO SELL OR THE SOLICITATION OF AN OFFER TO BUY ANY STOCK OR SECURITIES.

TAMBURI INVESTMENT PARTNERS S.P.A.

INTRINSIC VALUE ESTIMATE OF ABOUT **3,0** BILLION EURO OF DIRECT INVESTMENTS AND CLUBDEALS IN LEADING LUXURY, HEALTH AND TECHNOLOGICAL COMPANIES



1) MINORITY INVESTMENT
IN EXCELLENT COMPANIES

2) UNIQUE NETWORK OF
ITALIAN ENTREPRENEURS

3) OUTSTANDING RETURNS
FOR SHAREHOLDERS

12

INVESTMENTS IN COMPANIES WITH
WORLDWIDE LEADERSHIP POSITIONS

~ 19 BILLION EURO

AGGREGATE ANNUAL REVENUES OF
THE MAIN INVESTEE COMPANIES

+267,3%*

TOTAL RETURN T.I.P.
(LAST 5 YEARS)

PORTFOLIO BY INDUSTRY:

31%

LUXURY, DESIGN AND HIGH-END FOOD

43%

TECHNOLOGY AND INNOVATION

17%

HEALTH, TOURISM
AND SILVER AGE

9%

OTHER
INVESTMENTS

NOT ONLY A FINANCIAL INVESTOR. A REAL LONG TERM PARTNER



RELIABLE AND REAL LONG TERM PARTNER

A UNIQUE NETWORK OF MORE THAN 100 ENTREPRENEURIAL FAMILY OFFICES ABLE TO PROVIDE UNCOMMON INDUSTRIAL KNOW HOW

PERMANENT CAPITAL, SINCE THE HOLDING STRUCTURE ALLOWS SOFT AND REWARDING EXIT PATHS, IF ANY

CEO WITH MORE THAN 40 YEARS OF PROFESSIONAL EXPERIENCE IN INVESTMENTS AND FINANCIAL ADVISORY AIMED AT REALLY SUPPORT ENTREPRENEURS

TEAM OF ABOUT 15 PROFESSIONALS STRONGLY FOCUSED ON CONSTANTLY CREATING SHAREHOLDERS' VALUE. EXPERIENCE AND DIMENSION OF THE TEAM ALLOW LEAN AND FAST UNDERSTANDING OF THE ISSUES AND DECISION ABOUT INVESTMENTS

DEEP UNDERSTANDING OF **FAMILY DYNAMICS** AND ABILITY TO SIMPLIFY GOVERNANCE. ALIGNMENT OF INTEREST WITH ENTREPRENEURS AND INVESTEE COMPANIES THAT ALWAYS RETAIN THE OPERATING MANAGEMENT

TIP GROUP INVESTMENTS AND POTENTIAL

. T . I . P .

TAMBURI INVESTMENT PARTNERS S.P.A.

>3,0

BILLION EURO

CONSIDERING DIRECT INVESTMENTS AND CLUB DEALS SO FAR FINALIZED

. T . I . P .
TAMBURI INVESTMENT PARTNERS S.P.A.

. T . I . P . O .
TIP - PRE IPO S.P.A.

ASSET ITALIA
TAMBURI INVESTMENT PARTNERS S.P.A.

STARTIP
TAMBURI INVESTMENT PARTNERS S.P.A.

(TIP AT 28,57%)

(TIP AT 20%*)

(TIP AT 100%)

TARGET REVENUES

>200

MILLION EURO

TARGET REVENUES

BETWEEN 30 AND 200

MILLION EURO

TARGET REVENUES

>200

MILLION EURO

NONE

EQUITY SIZE X DEAL

<30

MILLION EURO

EQUITY SIZE X DEAL

BETWEEN 20 AND 50

MILLION EURO

EQUITY SIZE X DEAL

>30

MILLION EURO

TARGET COMPANIES

INNOVATION AND
DIGITAL FOCUS

FROM 2001

INVESTMENTS FINALIZED

>1,6

BILLION EURO

FROM 2014

INVESTMENTS FINALIZED

>325

MILLION EURO

FROM 2016

INVESTMENT FINALIZED

> 250 MILLION EURO

FROM 2017

INVESTMENTS FINALIZED

~30 MILLION EURO**

LIQUIDITY AVAILABLE

>100 MILLION EURO

AVAILABLE CAPITAL TO BE

INVESTED

~65 MILLION EURO

AVAILABLE CAPITAL TO BE

INVESTED

380 MILLION EURO

AVAILABLE CAPITAL TO BE

INVESTED

~ 100 MILLION EURO

PIPELINE OF SEVERAL INVESTMENTS OUT OF WHICH SOME UNDER FINAL NEGOTIATION

*WITHOUT CONSIDERING TRACKING SHARES ON SPECIFIC INVESTMENTS

**LISTED COMPANIES ARE VALUED AT MARKET PRICE (28/09/2018)

. T . I . P .
TAMBURI INVESTMENT PARTNERS S.P.A.

LISTED COMPANIES

| | | | | | | | | |
|--|---|---|--|---|--|--|--|--|
|  ~ 110 MILLION EURO |  ~ 60 MILLION EURO (CLUB DEAL) |  ~ 100 MILLION EURO |  ~ 35 MILLION EURO |  ~ 90 MILLION EURO |  ~ 840 MILLION EURO (CLUB DEAL) |  ~ 200 MILLION EURO (CLUB DEAL) |  ~ 310 MILLION EURO (CLUB DEAL+TIP) |  ~ 100 MILLION EURO (CLUB DEAL) |
|--|---|---|--|---|--|--|--|--|

PRIVATE COMPANIES

| | | | | | | |
|---|--|--|--|---|---|---|
|  ~ 40 MILLION EURO |   ~ 10 MILLION EURO (VENDOR LOAN) |  ~ 120 MILLION EURO (CLUB DEAL) |  15 MILLION EURO (+ 15 IN IPO) |  8 MILLION EURO (DEBT INSTRUMENT)* |  ~ 300 MILLION EURO |  100 MILLION EURO |
|---|--|--|--|---|---|---|

ASSET ITALIA

TAMBURI INVESTMENT PARTNERS S.P.A.

. T . I . P . O .

TIP - PRE IPO S.P.A.

| | | |
|---|--|--|
|  ~ 200 MILLION EURO (CLUB DEAL) |  ~ 35 MILLION EURO |  ~ 75 MILLION EURO |
|---|--|--|

LOI SIGNED FOR
100% SALE TO AB
FAGERHULT

STARTIP

TAMBURI INVESTMENT PARTNERS S.P.A.

(MAIN DIRECT INVESTMENTS)

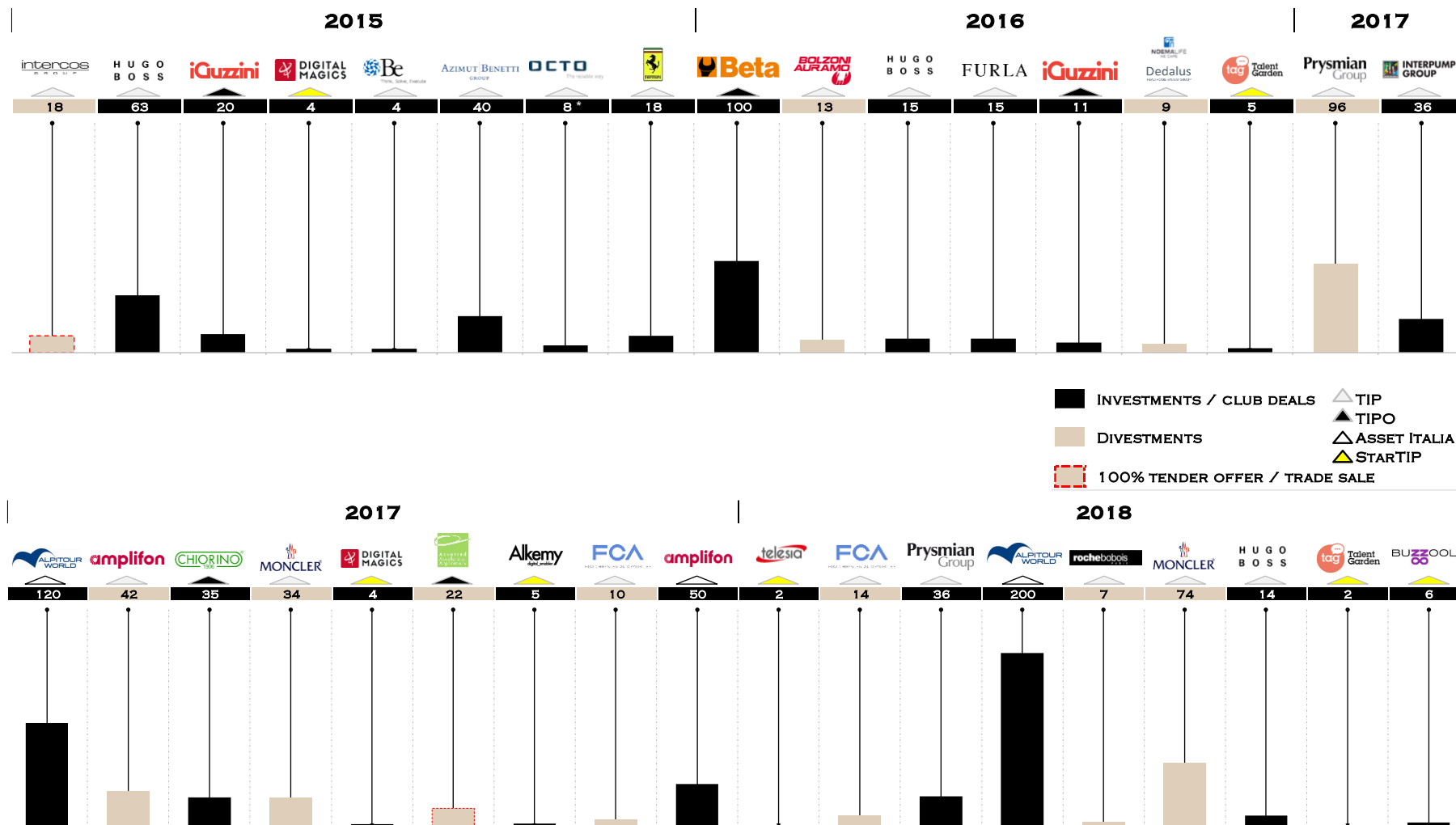
| | | | | |
|---|--|--|--|---|
|  ~ 5 MILLION EURO |  ~ 6 MILLION EURO |  ~ 15 MILLION EURO |  ~ 9 MILLION EURO (CLUB DEAL) |  ~ 1,8 MILLION EURO |
|---|--|--|--|---|

INCLUDING NEXT 4,5
MILLION CAPITAL
INCREASE

NOTE: LISTED COMPANIES ARE VALUED AT CONSENSUS AS AT 28/09/2018

*PROVIDED TO MANAGEMENT INVESTMENT VEHICLE

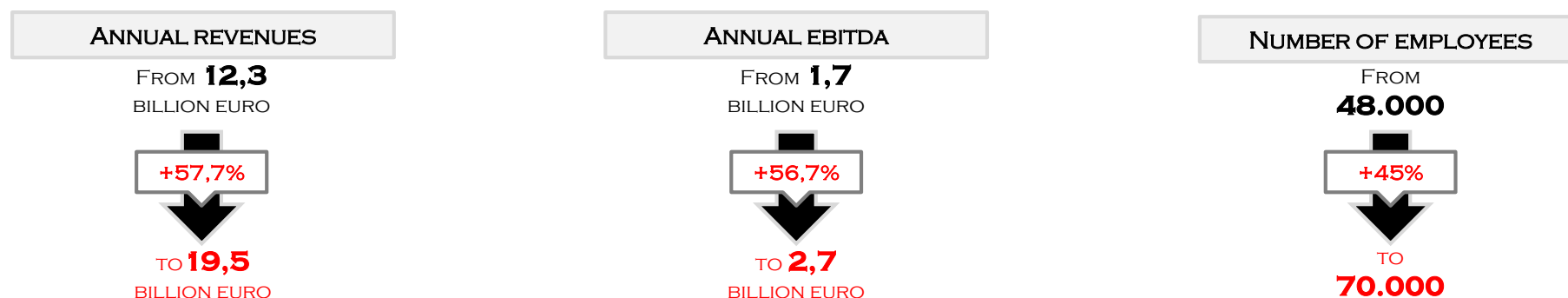
**~815 MILLION EURO OF INVESTMENTS AND ~340 MILLION EURO OF DIVESTMENTS
IN THE PERIOD 2015 – 2018 YTD**



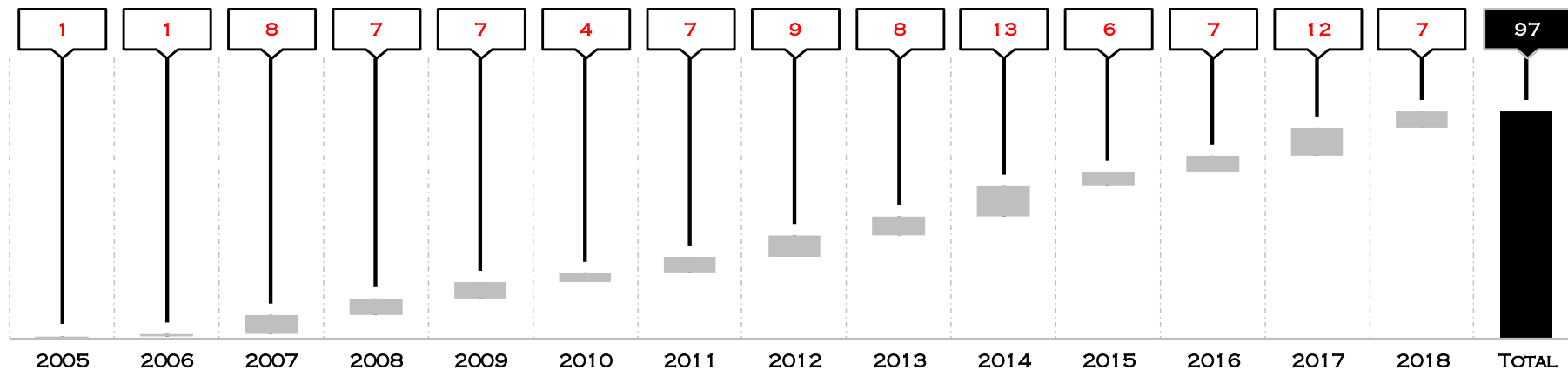
AMOUNT (AT COST) OF INVESTMENTS FINALIZED, INCLUDING CLUB DEALS

| | | | | | | | | | | | | | | |
|-----------|------|------|------|------|------|------|------|------|------|------|------|------|----------|-------|
| 125 | 146 | 239 | 116 | 47 | 157 | 129 | 46 | 124 | 279 | 175 | 191* | 251 | 256 | 2.280 |
| 2002-2005 | 2006 | 2007 | 2008 | 2009 | 2010 | 2011 | 2012 | 2013 | 2014 | 2015 | 2016 | 2017 | 2018 YTD | TOT. |

AGGREGATE AMOUNTS OF THE MAIN INVESTEE COMPANIES SINCE TIP FIRST INVESTMENT



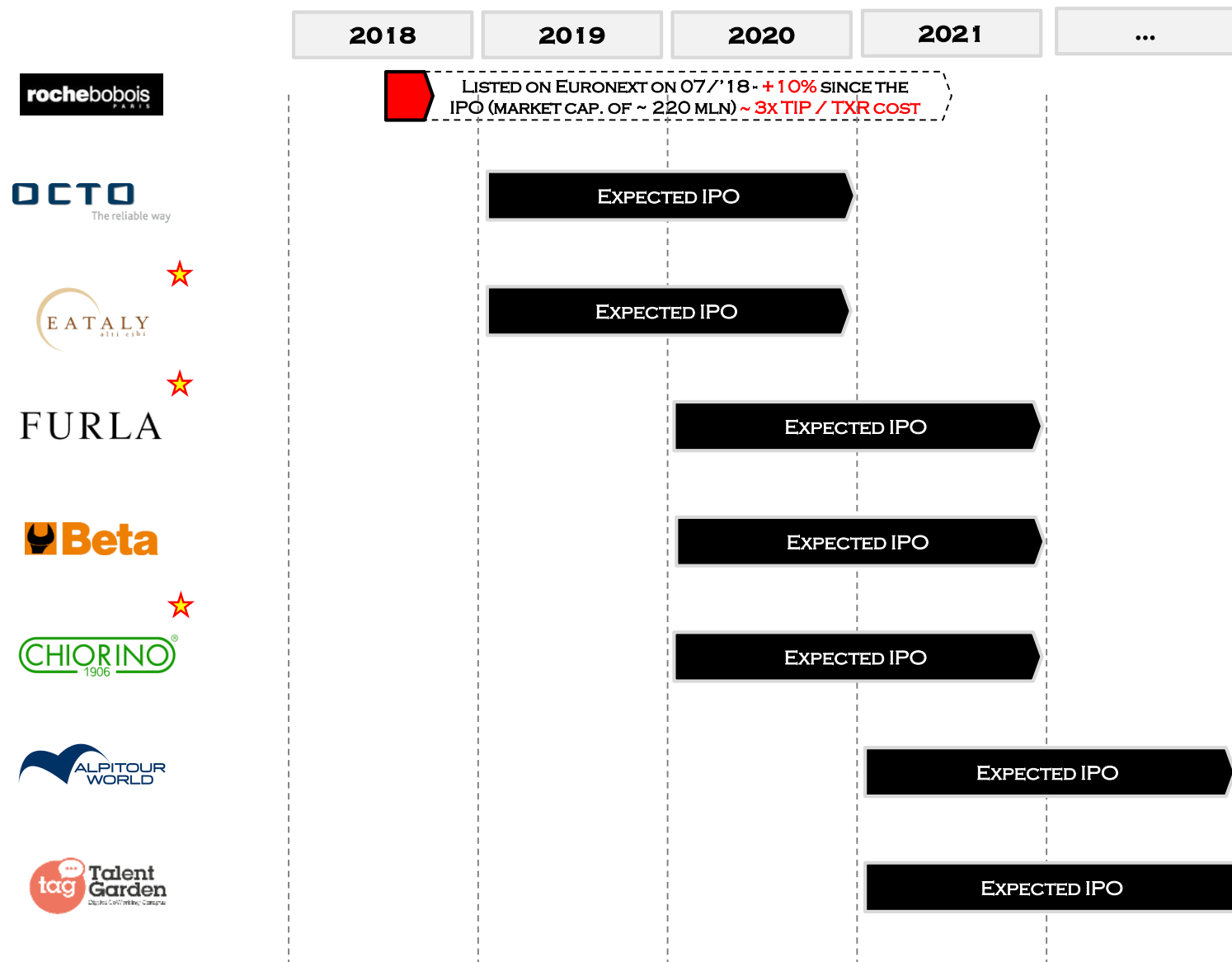
97 M&A TRANSACTIONS FOR A VALUE AROUND 5,8 BILLION EURO ** SINCE TIP / TIPO / ASSET ITALIA FIRST INVESTMENT ***



DATA IN MILLION EURO

* EXCLUDING "COMMITTED" CAPITAL FOR ASSET ITALIA AND BETA FOR EQUITY COMPONENT ONLY

INCLUDING THE ACQUISITION RECENTLY ANNOUNCED BY AMPLIFON OF GAES GROUP. *WITHOUT CONSIDERING FCA AND FERRARI





TIPO INVESTED ABOUT 7 MILLION EURO IN AAA BETWEEN 2014 AND 2015.

ON NOVEMBER 2015 AAA HAS BEEN LISTED ON NASDAQ.

ON OCTOBER 2017 NOVARTIS HAS ANNOUNCED THE LAUNCH OF A TENDER OFFER ON AAA SHARES OF A PRICE PER SHARE EQUAL TO 2,6X THE IPO PRICE.

THE CAPITAL GAIN FOR TIPO HAS BEEN OF ABOUT 15 MILLION EURO.

**MULTIPLE ON CAPITAL INVESTED 3X
IN LESS THAN 3 YEARS**



TIP INVESTED ABOUT 30 MILLION EURO IN ROCHE BOBOIS BETWEEN 2013 AND 2014.

ON JULY 2018 ROCHE BOBOIS HAS BEEN LISTED ON EURONEXT.

AS AT OCTOBER 19 THE PERFORMANCE SINCE THE IPO OF ROCHE BOBOIS STOCK IS +10%.

**MARKET VALUE VS CAPITAL
INVESTED 3X**



TIPO INVESTED ABOUT 32 MILLION EURO IN IGUZZINI BETWEEN 2015 AND 2016.

ON OCTOBER 15, 2018 AB FAGERHULT HAS SIGNED A LOI WITH THE SHAREHOLDERS OF IGUZZINI TO ACQUIRE 100% OF THE SHARES.

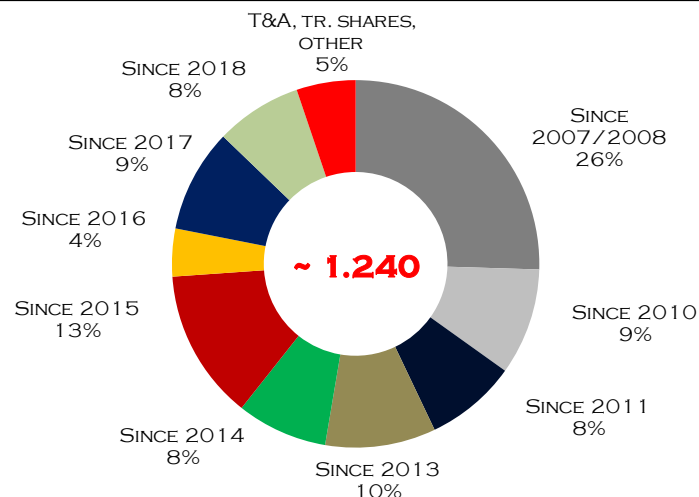
GUZZINI FAMILY AND TIPO WILL RECEIVE A SIGNIFICANT PORTION OF THE CONSIDERATION IN AB FAGERHULT SHARES WITH THE AIM OF BECOMING SHAREHOLDERS OF THE COMBINED ENTITY.

ADOLFO GUZZINI (PRESIDENT OF IGUZZINI) AND ANDREA SASSO (CEO) WILL REMAIN IN THEIR EXECUTIVE ROLES WITHIN IGUZZINI AND WILL ASSUME IMPORTANT ROLES IN THE TOP MANAGEMENT OF AB FAGERHULT.

TIP GROUP MEDIUM TERM INTRINSIC VALUE

| INDUSTRY | BOOK VALUE | ANALYST CONSENSUS VALUE ⁽¹⁾ | MED TERM INTRINSIC VALUE ⁽²⁾ |
|----------------------------------|------------|--|---|
| LUXURY, DESIGN AND HIGH-END FOOD | 253 | 353 | ~391 |
| TECHNOLOGY AND INNOVATION | 123 | 442 | ~529 |
| HEALTH, TOURISM AND SILVER AGE | 118 | 208 | ~211 |
| OTHER INVEST. | 42 | 60 | ~60 |
| ADVISORY & TR. SHARES | 38 | 50 | ~50 |
| TOTAL INVESTMENTS | 573 | 1.113 | ~1.240 |

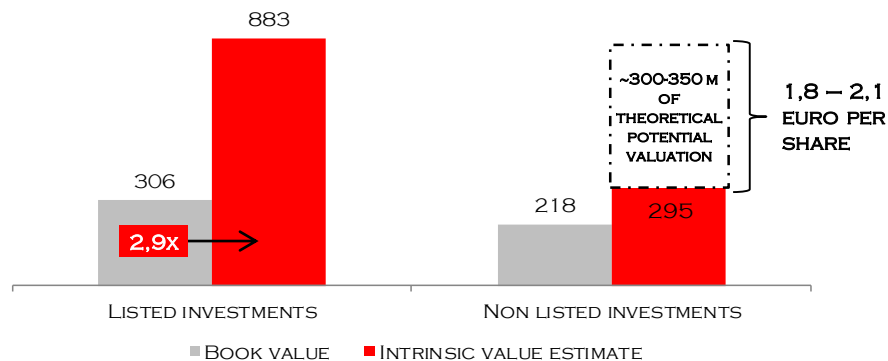
INTRINSIC VALUE ESTIMATE BY YEAR OF INVESTMENT



1. CONSENSUS ESTIMATES: INCLUDES THE ANALYTICAL VALUATION OF EACH INVESTMENT BASED ON LAST AVAILABLE ANALYST ESTIMATES (BLOOMBERG)

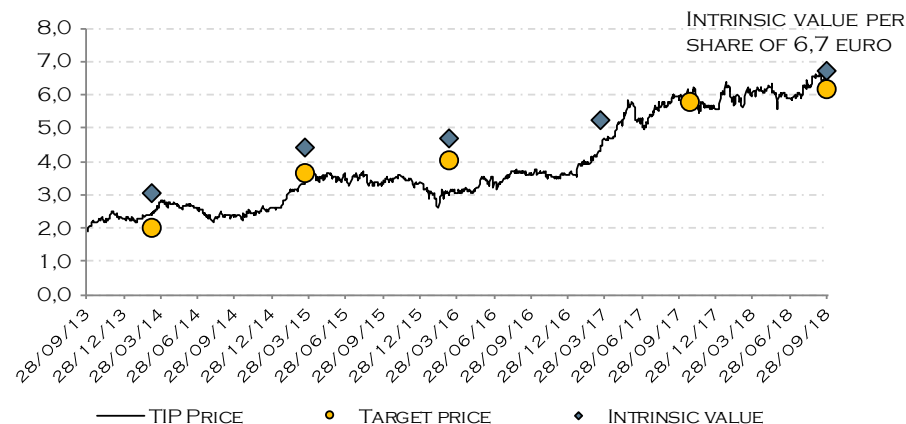
2. INTRINSIC VALUE ESTIMATES: ANALYTICAL EVALUATION OF EACH INVESTMENT ELABORATED BY TIP CONSIDERING THE MEDIUM-TERM OUTLOOK OF THE COMPANIES (70% OF THE TOTAL). THE RESIDUAL 30% HAS BEEN ESTIMATED BASED ON STOCK MARKET VALUE OR BOOK VALUE.

NON LISTED INVESTMENTS: THEORETICAL MEDIUM TERM INTRINSIC VALUATION












*USING THE MULTIPLE IMPLIED IN THE VALUATION OF LISTED INVESTMENTS (I.E. 2,9X), THE THEORETICAL MEDIUM TERM INTRINSIC VALUE OF NON LISTED INVESTMENTS WOULD INCREASE SUBSTANTIALLY.

TIP PRICE, TARGET PRICE AND INTRINSIC VALUE ESTIMATE EVOLUTION LAST 5 YEARS



TIP STOCK PERFORMANCE

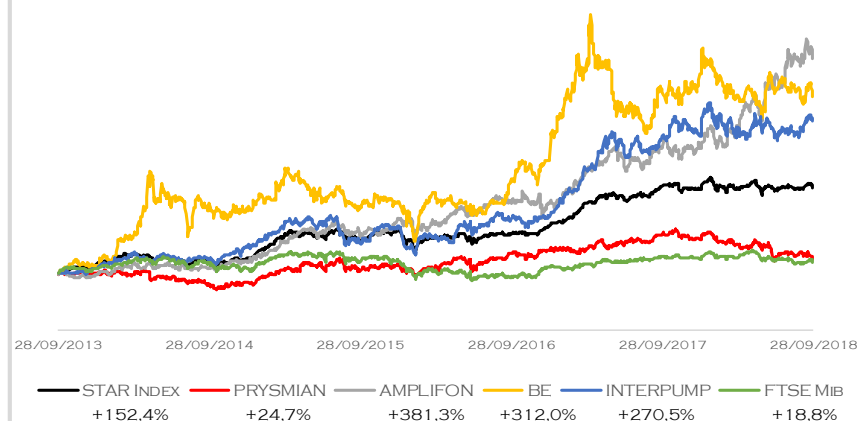
| ASSET CLASS | PRICE AS AT 9/11/05 | 28/9/18 | CASH MULTIPLE |
|--|------------------------|---------|-----------------------|
| TIP IPO | | | |
|  T . I . P . TAMBURI INVESTMENT PARTNERS S.P.A. | +391,9% | | 4,92 x ^(*) |
|  S&P 500 | 1.218,6 | 2.914,0 | 2,39 x |
|  S&P GLOBAL PROPERTY | 146,2 | 194,4 | 1,33 x |
|  S&P GLOBAL LUXURY | 975,7 | 2.753,2 | 2,82 x |
|  S&P PRIVATE EQUITY | 139,6 | 147,4 | 1,06 x |
|  GOLD | 460,8 | 1.192,5 | 2,59 x |
|  SILVER | 7,6 | 14,7 | 1,93 x |
|  BRENT | 59,7 | 73,3 | 1,23 x |
|  USD | 0,8 | 0,9 | 1,01 x |

* TIP VALUE IS CALCULATED CONSIDERING THE PRICE AS AT 28/09/2018 PLUS THE DIVIDENDS DISTRIBUTED (IN CASE OF RE-INVESTMENT OF PROCEEDS IN TIP SHARES ON THE EX-DATE) PLUS THE VALUE AS AT 28/09/2018 OF TREASURY SHARES FREELY DISTRIBUTED TO THE SHAREHOLDERS AND OF WARRANTS 2010/15 ON THE LAST TRADING DAY PLUS THE PRICE AS AT 28/09/2018 OF WARRANTS 2015/20.

YEARLY AVERAGE TOTAL RETURN (LAST 5 Y)



5Y PERFORMANCE OF MAIN INVESTEE LISTED COMPANIES



AS AT 28/09/2018

TIP SHARES – FIVE YEARS PERFORMANCE

A REALLY MARKET ORIENTED PUBLIC COMPANY

12
YEARS AS PUBLIC
COMPANY

15
MILLION EURO

FREE DISTRIBUTION OF
TREASURY SHARES

>20
MILLION EURO¹

FREE DISTRIBUTION OF
WARRANTS 2010 –
2015

~55
MILLION EURO²

FREE DISTRIBUTION OF
WARRANTS 2015 –
2020*

56
MILLION EURO

BUY BACK OF TREASURY
SHARES SINCE THE IPO

79
MILLION EURO

DIVIDEND DISTRIBUTIONS
SINCE THE IPO

1. N. 13.3 MILLIONS OF WARRANTS **FREELY DISTRIBUTED IN 2010**; PERFORMANCE OF 3,369.6% SINCE DISTRIBUTION.

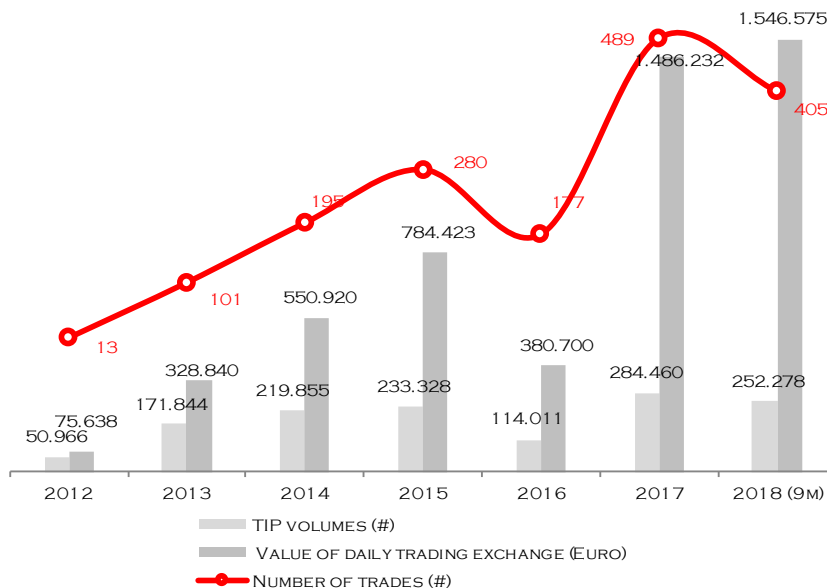
2. «VALUE» OF N. 36.9 MILLIONS OF WARRANTS **FREELY DISTRIBUTED IN JULY 2015** TO BE EXERCISED FOR A MAXIMUM AMOUNT OF 200 MILLION EURO.

WARRANT 2015-2020

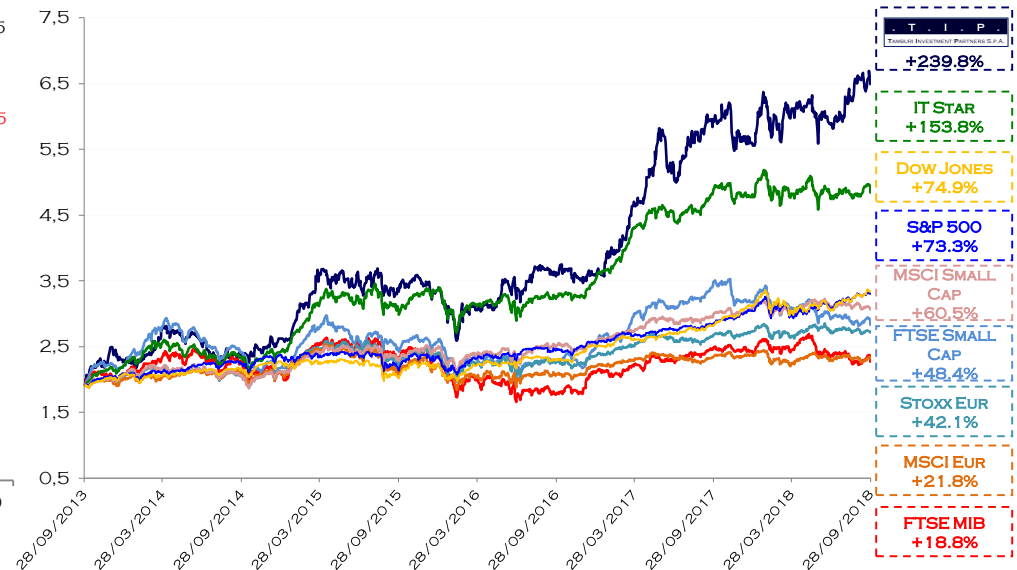
| EXERCISE WINDOW | STRIKE PRICE (CONVERSION RATIO 1:1) |
|------------------|--|
| 1 – 30 JUNE 2019 | 5,00 EURO PER SHARE |
| 1 – 30 JUNE 2020 | 5,41 EURO PER SHARE |

AFTER THE EXERCISE OF N. 12.261.997 IN JUNE 2017, AND OF 4.380.183 IN JUNE 2018 THE WARRANTS OUTSTANDING ARE 20.302.835 (FURTHER CASH BETWEEN 100 AND 110 MILLION EURO).

TIP VOLUMES



5 YEARS PERFORMANCE VS MAIN INDEXES

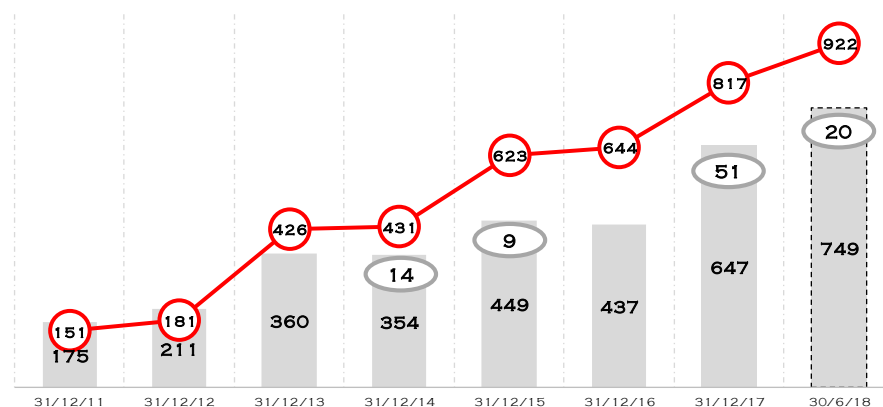


TIP – 7 YEARS OF RESULTS

NET EQUITY AND INVESTMENTS (MLN EURO)

NET EQUITY PER OUTSTANDING SHARE

1,30 1,58 2,79 2,61 3,05 2,99 4,12 4,67



NET EQUITY *

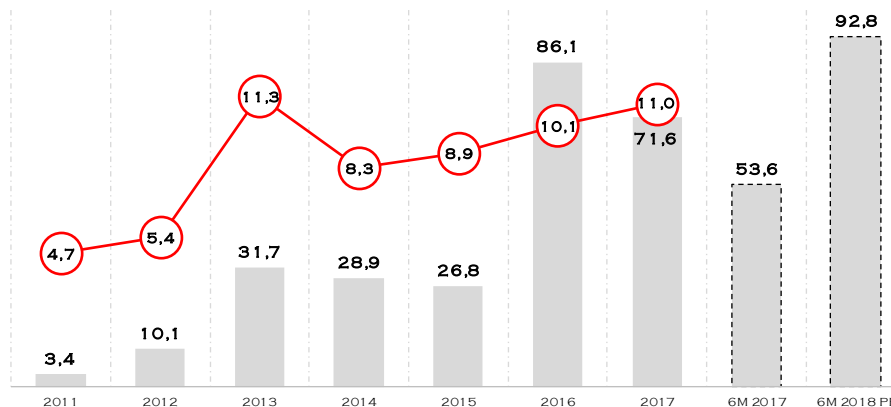
INVESTMENTS **

WARRANT EXERCISE IMPACT ON NET EQUITY FOR THE RELEVANT PERIOD

PROFIT BEFORE TAXES (MLN EURO)

DIVIDEND PER SHARE

0,035 0,041 0,083 0,061 0,061 0,069 0,07



PROFIT BEFORE TAX ***

DIVIDENDS (€ M)

*CONSOLIDATED GROUP EQUITY (INCLUDING MINORITIES)

**INCLUDING ASSOCIATED COMPANIES MEASURED UNDER THE EQUITY METHOD, AFS FINANCIAL ASSETS AND FINANCIAL RECEIVABLES

***RESULTS REPORTED IN CONTINUITY WITH THE ACCOUNTING PRINCIPLES OF THE PREVIOUS YEARS

AGGREGATED PROFIT BEFORE TAXES (LAST 7 YEARS) ABOVE **259 MILLION EURO**

AVERAGE PROFIT BEFORE TAXES IN THE LAST 7 YEARS **37 MILLION EURO**

550 MILLION EURO TOTAL CAPITAL “COMMITMENT”

- 1 ON JULY 2016, WITH THE CONTRIBUTION OF ~ 30 FAMILY OFFICES ON TOP OF TIP (DIRECTLY OWNING A 20% STAKE AND BEING — BY FAR — THE SINGLE MOST RELEVANT SHAREHOLDER)
- 2 INVESTMENT HOLDING THAT GIVES EACH SHAREHOLDER THE FACULTY TO CHOOSE — EVERY TIME THAT A PROPOSAL ARISES — EACH INDIVIDUAL INVESTMENT AND TO RECEIVE SHARES OF THE SPECIFICALLY RELATED CLASS
- 3 IN ORDER TO MAXIMIZE LIQUIDITY WITHIN FIVE YEARS A BUSINESS COMBINATION BETWEEN ASSET ITALIA AND TIP SHALL TAKE PLACE AND ASSET ITALIA SHARES WILL BE SWAPPED WITH PUBLICLY TRADED TIP SHARES

IN DECEMBER 2017 ASSET ITALIA HAS FINALIZED A **50 MILLION EURO INVESTMENT IN AMPLITER**, HOLDING COMPANY OF **AMPLIFON**



CAPITAL INCREASE OF ~ 120 MLN EURO FOR A 32,67% AND CLUBDEAL FOR AN ADDITIONAL ~40% STAKE FOR FURTHER 165 MILLION EURO

- 1,2 BLN REVENUES
- 46 MLN EURO OF EBITDA 2017
- LIQUIDITY TO BE INVESTED

ITALIAN LEADING LEISURE TRAVEL GROUP

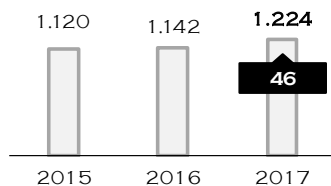
- INTEGRATED BUSINESS ACROSS THE WHOLE TOURISM VALUE CHAIN
- LEADING ITALIAN OPERATOR BY BRAND AWARENESS: FIRST AND SECOND PLAYER (2 BRANDS AFTER ACQUISITION OF EDEN) IN ITALIAN TOUR OPERATING MARKET
- LEADING TOUR OPERATOR ONLINE
- LEADER IN CHARTER FLIGHTS TO TOURIST DESTINATIONS WITH A FLEET OF 9 AIRCRAFT INCLUDING BOEING 737, 767 AND 787 DREAMLINER
- OWNERSHIP AND MANAGEMENT OF HOTELS & RESORTS MAINLY LOCATED IN SEASIDE DESTINATIONS
- ALPITOUR HAS RECENTLY ANNOUNCED A NEW IMPORTANT HOTEL MANAGEMENT CONTRACT: TANKA VILLAGE, ONE OF THE MOST IMPORTANT RESORT IN SARDINIA WITH MORE THAN 900 ROOMS.

INVESTEE COMPANIES MAIN RESULTS



TOUR OPERATING, AVIATION, RESORTS,
HOTELS

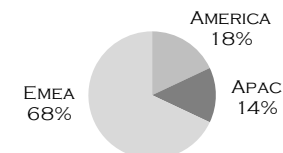
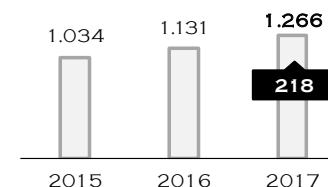
CAGR EBITDA 2015-2017: +12.0%



HEARING AIDS

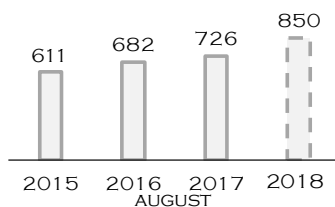
CAGR EBITDA '15-'17: +9.4%

REVENUE BREAKDOWN (2017)

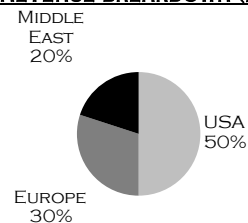


N. 1 WORLDWIDE IN YACHTING

KEY FINANCIALS



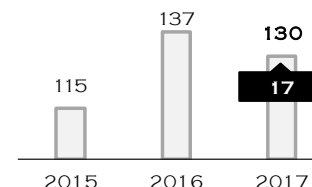
REVENUE BREAKDOWN (2017)



SYSTEM INTEGRATION

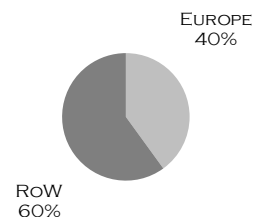
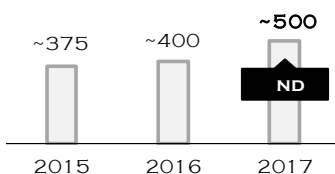
CAGR EBITDA '15-'17: +4.6%

REVENUE BREAKDOWN (2017)



FOOD AND RESTORATION

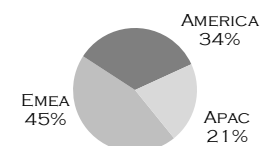
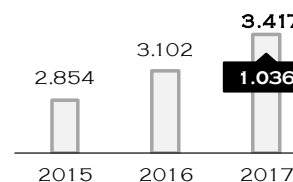
REVENUE BREAKDOWN (2017)



LUXURY CARS

CAGR EBITDA '15-'17: +11.5%

SHIPMENT BREAKDOWN (2017)



SALES



ADJ. EBITDA

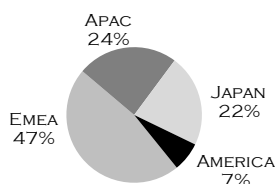
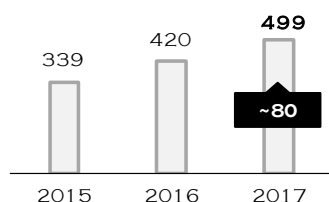
CONSOLIDATED DATA IN EURO MLN

FURLA

LEATHER GOODS

CAGR EBITDA '15-'17: **+25,9%**

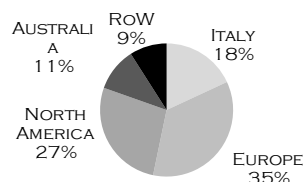
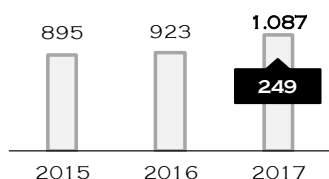
REVENUES BREAKDOWN (2017)



PUMPS AND HYDRAULIC SYSTEMS

CAGR EBITDA '15-'17: **+11,3%**

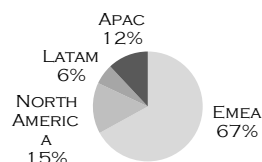
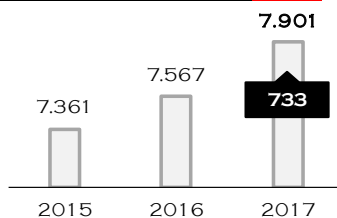
REVENUE BREAKDOWN (2017)



CABLES

CAGR EBITDA '15-'17: **+5,6%**

REVENUES BREAKDOWN (2017)

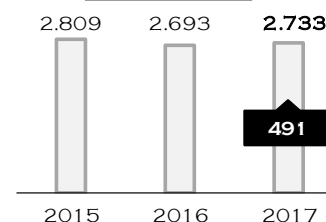


HUGO BOSS

APPAREL

KEY FINANCIALS

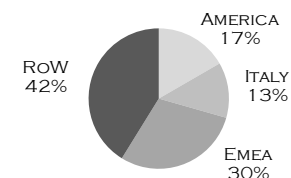
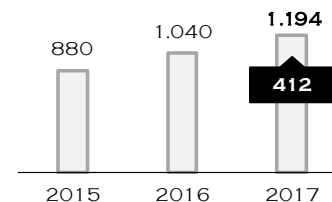
REVENUE BREAKDOWN (2017)



LUXURY APPAREL

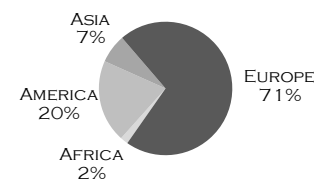
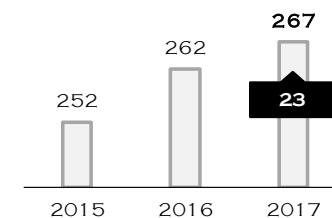
CAGR EBITDA '15-'17: **+11,1%**

REVENUES BREAKDOWN (2017)



DESIGN FURNITURE

REVENUES BREAKDOWN (2017)



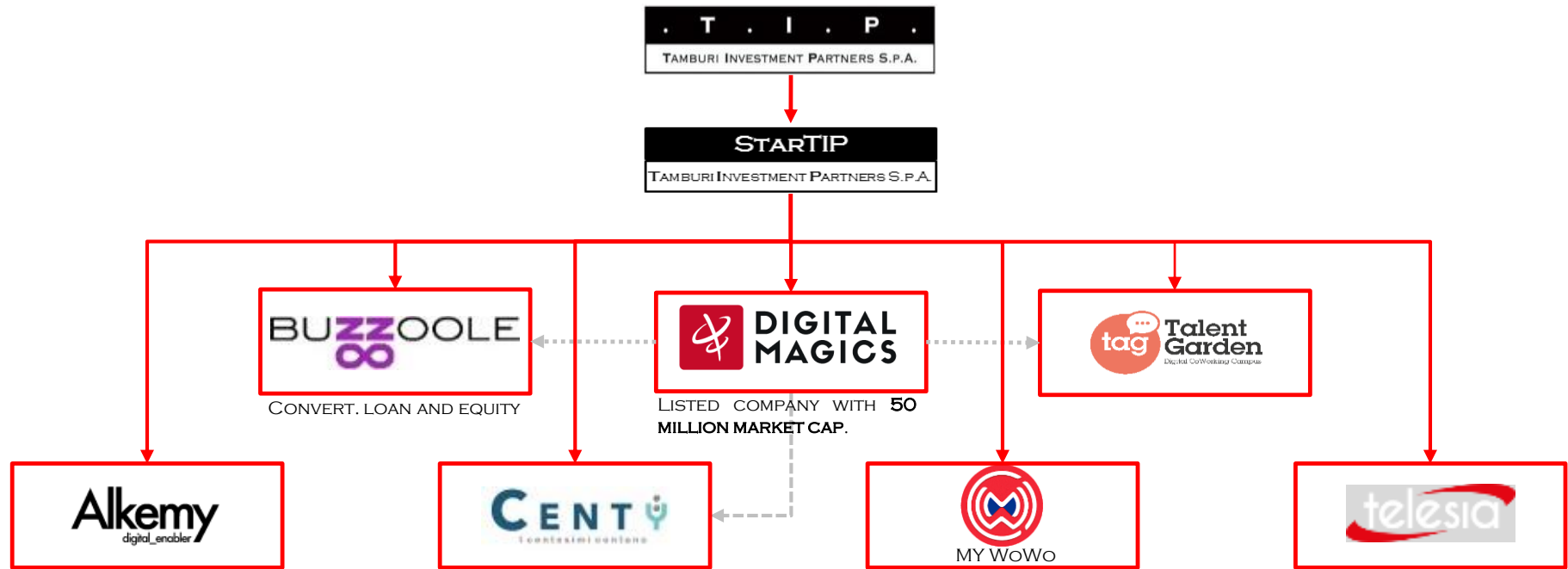
SALES



ADJ. EBITDA

CONSOLIDATED DATA IN EURO MLN

THE HUB OF THE DIGITAL MADE IN ITALY



- UNMATCHED (IN ITALY) SKILLS AND ATTRACTIVENESS GATHERED BY TIP, DIGITAL MAGICS AND TALENT GARDEN FOR A BOOMING MARKET
- FURTHER 100 MILLION EURO AVAILABLE TO BE INVESTED ON DIGITAL / INNOVATION COMPANIES
- DIGITAL MAGICS FOR SEED CAPITAL AND STARTIP FOR THE FOLLOWING ROUNDS TO FASTER SCALE THE MARKET

DIGITAL MAGICS (STARTIP AT ~23%) IS THE **MAIN ITALIAN INCUBATOR**: ~1.400 PROJECTS ANALYSED EVERY YEAR, 50 MILLION INVESTED DIRECTLY AND THROUGH CLUB DEALS, **61 START-UPS IN PORTFOLIO** AND 7 EXIT REALIZED.

TALENT GARDEN (STARTIP AT ~13%*) IS THE **LARGEST COWORKING** SPACE MANAGEMENT COMPANY IN EUROPE WITH **23 CAMPUS** IN 8 COUNTRIES, AROUND **2.000 TALENTS** AND MORE THAN **600 COMPANIES HOSTED**.

BUZZOOLE IS THE **EUROPEAN LEADING INFLUENCER PLATFORM** WITH MORE THAN 2 BILLION INDEXED PROFILES, 260 K REGISTERED USERS AND +850 CLIENTS.

* CONSIDERING BOTH DIRECT AND INDIRECT STAKES