



Bisichi

Bisichi PLC Annual Report 2020

Contents

STRATEGIC REPORT

- 2 Chairman's Statement
 - 4 Principal activity, strategy & business model
 - 5 Mining Review
 - 7 Sustainable development
 - 11 Principal risks & uncertainties
 - 16 Financial & performance review
-

GOVERNANCE

- 23 Directors and advisors
- 24 Five year summary
- 24 Financial calendar
- 25 Directors' report
- 31 Statement of the Chairman of the remuneration committee
- 32 Annual remuneration report
- 40 Audit committee report
- 42 Valuers' certificates
- 43 Directors' responsibilities statement
- 44 Independent auditor's report

FINANCIAL STATEMENTS

- 52 Consolidated income statement
- 53 Consolidated statement of other comprehensive income
- 54 Consolidated balance sheet
- 56 Consolidated statement of changes in shareholders' equity
- 57 Consolidated cash flow statement
- 58 Group accounting policies
- 66 Notes to the financial statements
- 90 Company balance sheet
- 91 Company statement of changes in equity
- 92 Company accounting policies

Strategic report

The Directors present the Strategic Report of the company for the year ending 31 December 2020. The aim of the Strategic Report is to provide shareholders with the ability to assess how the Directors have performed their duty to promote the success of the company for the collective benefit of shareholders.

Chairman's Statement

2020 has been a challenging year for your company due to the impact of the Covid-19 pandemic on all our operations. As a result, for the year ended 31 December 2020, your company made a loss before interest, tax, depreciation and amortisation (EBITDA) of £2.4million (2019: profit: £5.9 million) and an operating loss before depreciation, fair value adjustments and exchange movements (Adjusted EBITDA) of £1.1million (2019: profit: £7.4million).

In a year dominated by the Covid-19 pandemic and its human and economic impact, your management has been focussed on ensuring the Group's key priorities were addressed. These are the health and safety of our employees and stakeholders, ensuring our operations continued in an efficient manner, and maintaining balance sheet flexibility.

As previously announced, in order to help safeguard our people from the spread of Covid-19, the Group implemented various health and safety measures during the year, which were aligned with measures announced by both the UK and South African governments, including guidelines and regulations from the South African National Department of Health and the Department of Minerals Resources and Energy. Further details on the health and safety measures we have implemented can be found in our Mining Review and Sustainability Report.

In terms of business continuity, the Group's South African coal mining and processing operations were designated as essential business operations by the South African Government, which allowed the Group's operations to continue during lockdown periods. In turn, this allowed Black Wattle Colliery, our South African coal mining operation, to achieve consistent production during the year of 1.18million metric tonnes of coal by comparison to 1.27million metric tonnes achieved in 2019.

However, during the year the reduced global economic activity resulting from the Covid-19 pandemic had a significant impact on demand for coal in the international market. In January, the average weekly price of Free on Board (FOB) Coal from Richard Bay Coal Terminal (API4 price) peaked at US\$92. By mid-April, as global economic activity slowed, the weekly API4 price had fallen to US\$44. Thereafter, coal prices remained largely suppressed until the end of the year. The impact on our operations was a build-up in our coal stocks during the year and lower overall prices achieved for our coal. The overall decrease in Group revenue, and the consequent financial performance during the year, can mainly be attributed to this downturn. Further details on the Group's performance during the financial year can be found within the Mining Review and Financial & Performance Review sections of this report.

Looking forward into 2021, although the overall impact of the Covid-19 pandemic on our South African operations and our coal markets continues to remain uncertain, to date we have seen a significant improvement in our coal markets arising from improvements in global economic activity. Your management will continue to focus on keeping costs low at our South African operations, in order to take the maximum financial performance advantage of the higher prices achievable for our coal.

In the UK, the Covid-19 pandemic has had a significant impact on rental revenue collections from the Group's UK retail property portfolio and property valuations. The government-imposed moratorium has temporarily prevented us from being able to use normal measures to collect rent from tenants who do not pay. Although the overall impact of the pandemic on the portfolio remains uncertain, we expect much of the portfolio, including rental collections, to recover as lockdown is eased and tenants resume full operations.

Strategic Report

The Group continues to hold its joint venture investment, with London & Associated Properties PLC and Metroprop Real Estate Ltd, in the freehold of a retail and residential redevelopment in West Ealing, London. We are pleased to report that planning permission for an expanded residential redevelopment of 56 flats on the site has been received, and we look forward to updating shareholders further on the situation in due course. A fuller explanation of the Group's property performance during the year and the Group's future prospects are discussed in the Financial & Performance Review and Directors Report.

As previously announced, we are pleased to welcome John Wong to the Board of Bisichi PLC as an independent non-executive director. The appointment took effect on the 15 October 2020. John is a qualified Chartered Accountant and a Chartered Financial Analyst. He has been in the fund management industry for almost 20 years. John's valuable experience in investment management, in particular within the mining sector, makes him an excellent addition to the Board. John's knowledge and experience will bring a new perspective to the Group's strategy of growing the company's existing and future spread of business interests and investments.

Finally, during these uncertain and challenging times your management are doing their utmost to ensure the Group's stated priorities are delivered. Therefore, until such time as the impact of Covid-19 can be fully assessed, the Board has decided that it will not be wise to propose a final dividend for the financial year ending 31 December 2020. We will review this when there is greater visibility of the ongoing impact of COVID-19.

On behalf of the Board and shareholders, I would like to thank all our employees and stakeholders for their support during this extremely difficult time.

Sir Michael Heller
Chairman

22 April 2021

Principal activity, strategy & business model

The company carries on business as a mining company and its principal activity is coal mining in South Africa. The company's strategy is to create and deliver long term sustainable value to all our stakeholders through our business model which can be broken down into three key areas:

1

Acquisition & investment

The Group actively seeks new opportunities to extend the life of mine of its existing mining operations or develop new independent mining operations in South Africa. The Group aims to achieve this through new commercial arrangements and the acquisition of additional coal reserves nearby to or independent from our existing mining operations.

In addition, we seek to balance the high risk of our mining operations with a dependable cash flow from our UK property investment operations. The company primarily invests in retail property across the UK as well as residential property development. The UK Retail property portfolio is managed by London & Associated Properties PLC whose responsibility is to actively manage the portfolio to improve rental income and thus enhance the value of the portfolio over time.

2

Production & sustainability

The Group strives to mine its coal reserves in an economical and sustainable manner that delivers long term value to all our stakeholders.

3

Processing & marketing

The Group seeks to achieve additional value from its mining investments through the washing, transportation and marketing of coal into both the domestic and export markets.

Mining Review

As we continue to manage the impact of the Covid-19 pandemic on the Group's mining and processing operations in South Africa, the health and safety of all our employees and stakeholders and ensuring the efficient continuity of our business have remained our key priorities. Although the overall impact of the Covid-19 pandemic on our operations continues to remain uncertain, we have seen business conditions improve in 2021, particularly in our coal markets.

Covid-19 update

During this difficult period, the Group has consulted with the government authorities and its stakeholders in South Africa to determine and agree the appropriate measures to be taken across its South African mining and processing operations. Such measures have been focussed on the health and safety of our employees, assisting in the continuing provision of coal as an essential raw material, the security and integrity of the assets, and the ability to maintain operations at levels of activity that is aligned with government interests and the country's broader economic interests.

The Group continues to monitor and adhere to all of the South African government's Covid-19 related guidelines and regulations including all updates and advice from the National Department of Health, the Department of Minerals Resources and Energy and the Office of the President.

These measures include:

- Regular communications with employees on all guidelines, government restrictions and best practice hygiene and health recommendations;
- Conducting various issue-based hazard identification and risk assessments;
- Temperature screening of those entering certain of our offices and sites;
- Working from home (in both the UK and South Africa), where possible or required;

- Social distancing measures at operating sites;
- Restrictions on non-essential visits to operating sites; and
- Intensified cleaning and hygiene at offices and sites;

In particular the Group has endeavoured to follow the guidelines of the 10-point plan developed by the Department of Minerals Resources and Energy in line with the guidelines of the Department of Health and the National Institute of Communicable Diseases (NICD) as follows:

- Educate employees on the virus, symptoms and prevention.
- Follow guidelines from the NICD, educate health workers on how to manage Covid-19. Consider alternate arrangements for supply of chronic medication to reduce crowds.
- Ensure that all health workers have access to protective clothing, gloves, masks, cleaning materials and pharmaceutical agents.
- Vaccinate employees for seasonal influenza.
- All employees are encouraged to know their status, get onto ARVs if positive for HIV.
- Manage suspected cases or contacts of cases using guidelines from the NICD.
- Liaise with the NICD on procedure to be followed for suspected and confirmed cases.

- Only essential travel to areas with Covid-19 should be undertaken.
- All suspected and confirmed cases in the mining industry should be reported to the NICD.
- Monitor and stay aware of the latest information on the Covid-19 pandemic.

Production and operations

As mentioned in the Chairman's statement, the Group's South African coal mining and processing operations have been designated essential business operations as they fall within the supply chains of other essential businesses, as defined by the South African government. Since late March 2020, the Group's South African operations, have continued, although with a reduced or socially distanced workforce, to safeguard the health and safety of our employees.

For the first half of 2020, Black Wattle achieved mining production of 580,000 metric tonnes (2019: 655,000 metric tonnes). During the second half of the year, mining production remained fairly consistent at 600,000 metric tonnes (2019 H2: 616,000 metric tonnes). Overall mining production from Black Wattle decreased slightly in 2020, with total mining production for the year of 1.18million metric tonnes compared to 1.27million metric tonnes achieved in 2019.

Strategic Report **Principal activity, strategy & business model**

Looking forward, although the Group's overall mining production in 2021 is expected to remain at similar levels to 2020, the Group will look at supplementing our own production with buy-in coal for our coal processing operations, in order to take advantage of the improved coal market conditions seen in 2021 to date. In addition, we continue to work closely with our BEE partner in South Africa, to seek further opportunities to extend the life of mine of our existing mining operations or to develop new independent mining operations in South Africa.

Main trends/markets

During 2020, management continued to sell coal into both the export and domestic market through our coal processing entity Sisonke Coal Processing (Pty) Ltd. The Group's export sales were via Richards Bay Coal Terminal and primarily under the Quattro programme, which allows junior black-economic empowerment coal producers direct access to the coal export market via Richards Bay Coal Terminal. We would like to thank Vunani Limited, our black economic empowered shareholders at Black Wattle, for managing and developing this opportunity.

As mentioned in the Chairman's Statement, reduced global economic activity, as a result of the Covid-19 pandemic, had a significant impact on demand and prices achievable for our coal in 2020.

In the international market the average weekly price of Free On Board (FOB) Coal from Richard Bay Coal Terminal (API4 price) peaked in the month of January 2020 at US\$92. By mid-April, as global economic activity slowed, the weekly API4 price had fallen to US\$44. Thereafter, coal prices remained largely suppressed until the end of November.

Thereafter, international coal prices significantly improved with the API4 price ending the year again above \$90. A weaker Rand to the US Dollar did not fully mitigate the lower overall US Dollar coal prices during the year resulting in the Group achieving an overall decrease in the average Rand price of R547 per tonne of export coal sold from the mine in 2020 compared to R679 in 2019.

In the domestic market, a similar trend to the international market unfolded during the year, impacted negatively on prices achievable for our coal. The Group achieved an average price of R450 per tonne of domestic coal sold in 2020 compared to R615 in 2019.

Overall, the Group achieved an average Rand price per tonne of coal sold of R469 compared to R624 in 2019. In addition to the lower coal prices, lower mining production and sales and a decrease in the average exchange rate of the Rand compared to UK Sterling also contributed to the decrease in Sterling Group revenue during the year.

Looking forward into 2021, although the extent of the overall impact of Covid-19 on our direct markets, and the prices achievable for our coal, continues to remain uncertain, to date we have seen significant improvements in our coal markets as global economies continue to open up. Your management will look to take advantage of the higher prices achievable for our coal by selling down stocks and maximising the use of our coal processing infrastructure at Sisonke.

Sustainable development

The Group's South African operations continue to strive to conduct business in a safe, environmentally and socially responsible manner. Some highlights of our Health, Safety and Environment performance in 2020:

- The Group's South African operations recorded one Lost time Injury during 2020 (2019: One).
- No cases of Occupational Diseases were recorded.
- Zero claims for the Compensation for Occupational Diseases were submitted.


In South Africa, the new government regulated Broad-Based Socio-Economic Empowerment Charter for the Mining and Minerals Industry, 2019 (New Mining Charter) came into force from March 2019. The New Mining Charter is a regulatory instrument that facilitates sustainable transformation, growth and development of the mining industry. The Group is committed to fully complying with the New Mining Charter and providing adequate resources to this area in order to ensure opportunities are expanded for historically disadvantaged South Africans (HDSAs) to enter the mining and minerals industry. In addition, we continue to adhere and make progress in terms of our Social and Labour Plan and our various BEE initiatives. A fuller explanation of these can be found in our Sustainable Development Report on page 7.

Prospects

Looking forward into 2021, management remain committed to working with all our stakeholders in helping overcome the unprecedented challenges presented by the Covid-19 pandemic. We would like to thank all our employees and stakeholders for their support during this difficult time.

Andrew Heller
Managing Director

22 April 2021



Sustainable development

The Group is fully committed to ensuring the sustainability of both our UK and South African operations and delivering long term value to all our stakeholders.

Social, community and human rights issues

The Group believes that it is in the shareholders' interests to consider social and human rights issues when conducting business activities both in the UK and South Africa. Various policies and initiatives implemented by the Group that fall within these areas are discussed within this report.

Health, Safety & Environment (HSE)

The Group is committed to creating a safe and healthy working environment for its employees and the health and safety of our employees is of the utmost importance.

HSE performance in 2020:

- No cases of Occupational Diseases were recorded.
- Zero claims for the Compensation for Occupational Diseases were submitted.
- No machines operating at Black Wattle exceeded the regulatory noise level.
- The Group's South African operations recorded one Lost time Injury during 2020.

In addition to the required personnel appointments and assignment of direct health and safety responsibilities on the mine, a system of Hazard Identification and Risk Assessments has been designed, implemented and maintained at Black Wattle and at Sisonke Coal Processing.

Health and Safety training is conducted on an on going basis. We are pleased to report all relevant employees to date have received training in hazard identification and risk assessment in their work areas.

A medical surveillance system is also in place which provides management with information used in determining measures to eliminate, control and minimise employee health risks and hazards and all Occupational Health hazards are monitored on an on going basis.

Various systems to enhance the current HSE strategy have been introduced as follows:

- In order to improve hazard identification before the commencing of tasks, mini risk assessment booklets have been distributed to all mine employees and long term contractors on the mine.
- Dover testing is conducted for all operators. Dover testing is a risk detection and accident reduction tool which identifies employees' problematic areas in their fundamental skills in order to receive appropriate training.
- On going basic rigging training is being conducted for all washing plant personnel.
- A Job Safety Analysis form is utilised to ensure effective identification of hazards in the workplace.
- In order to capture and record investigation findings from incidents, an incident recording sheet is utilised by line management and contractors.
- Black Wattle Colliery utilises ICAM (Incident Cause Analysis Method).
- On-going training on conveyor belt operation is being conducted with all employees involved with this discipline.

Strategic Report Sustainable development

Black Wattle Colliery Social and Labour Plan (SLP) and Community Projects

Black Wattle Colliery is committed to true transformation and empowerment as well as poverty eradication within the surrounding and labour providing communities.

Black Wattle is committed to providing opportunities for the sustainable socio-economic development of its stakeholders, such as:

- Employees and their families, through Skills Development, Education Development, Human Resource Development, Empowerment and Progression Programmes.
- Surrounding and labour sending communities, through Local Economic Development, Rural and Community Development, Enterprise Development and Procurement Programmes.
- Empowering partners, through Broad-Based Black Economic Empowerment (BBBEE) and Joint Ventures with Historically Disadvantaged South African (HDSA) new mining entrants and enterprises.
- The company engages in on going consultation with its stakeholders to develop strong company-employee relationships, strong company-community relationships and strong company-HDSA enterprise relationships.

The key focus areas in terms of the detailed SLP programmes were updated as follows:

- Implementation of new action plans, projects, targets and budgets were established through regular workshops with all stakeholders.
- A comprehensive desktop socio-economic assessment was undertaken on baseline data of the Steve Tshwete Local Municipality (STLM) and Nkangala District Municipality (NDM).
- Black Wattle continues to work with its current SLP Plan (2017 – 2021).
- The current Black Wattle Colliery Local Economic Development (LED) programmes were upgraded, and new LED projects were selected in consultation with the key stakeholders from the STLM.
- An appropriate forum was established on the mine and a process initiated for the consultation, empowerment and participation of the employee representatives in the Black Wattle Colliery SLP process.
- Included within the new SLP Plan is a new LED project which includes the upgrading of Phumelele Secondary School in the Rockdale Township. The primary focus is to build additional facilities, including classrooms to cater for the growing population in the area.
- Various upgrades were initiated at the Evergreen School nearby to Black Wattle including the erection of new toilet facilities for the boys and girls, which formed part of the mines portable skills development programme for our employees.

Black Wattle has implemented various community initiatives including:

- A community training environmental project, where local community members are trained to safely cut and remove non-indigenous vegetation.
- Certain community members have been identified for training in areas regarding mining and beneficiation. These areas include but are not limited to conveyor maintenance and operation of mining machinery. 22 community members were identified and trained on how to operate an Articulated Dump Truck [ADT] and a further 23 were trained in environmental waste management.
- Two new local community students were enrolled at university for the 2020 academic year whilst 2 HDSA females completed their University studies in the 2020 academic year.

Environment & Environment Management Programme

South Africa

Under the terms of the mine's Environmental Management Programme approved by the Department of Mineral Resource and Energy ("DMRE"), Black Wattle undertakes a host of environmental protection activities to ensure that the approved Environmental Management Plan is fully implemented. In addition to these routine activities, Black Wattle regularly carries out environmental monitoring activities on and around the mine, including evaluation of ground water quality, air quality, noise and lighting levels, ground vibrations, air blast monitoring, and assessment of visual impacts. In addition to this Black Wattle also performs quarterly monitoring of all boreholes around the mine to ensure that no contaminated water filters through to the surrounding communities.

Strategic Report **Sustainable development**

Black Wattle is fully compliant with the regulatory requirements of the Department of Water Affairs and Forestry and has an approved water use licence.

Black Wattle Colliery has substantially improved its water management by erecting and upgrading all its pollution control dams in consultation with the Department of Water Affairs and Forestry.

A performance assessment audit was conducted to verify compliance to our Environmental Management Programme and no significant deviations were found.

United Kingdom

The Group's UK activities are principally retail property investment as well as residential property development whereby we provide or develop premises which are rented to retail businesses or sold on to end users. We seek to provide tenants and users in both these areas with good quality premises from which they can operate or reside in an environmentally sound manner.

Procurement

In compliance with the Mining Charter and the Mineral and Petroleum Resource Development Act, the Group's South African operations has implemented a BBEE-focussed procurement policy which strongly encourages our suppliers to establish and maintain BBEE credentials. At present, BBEE companies provide approximately 90 percent of Black Wattle's equipment and services.

Mining Charter

In South Africa, the new government regulated Broad-Based Socio-Economic Empowerment Charter for the Mining and Minerals Industry, 2019 (New Mining Charter) came into force from March 2019.

The New Mining Charter is a regulatory instrument that facilitates sustainable transformation, growth and development of the mining industry. The Group's mining operation is expected to reach various levels of compliance to the New Mining Charter over a period of five years from March 2019. The Group is committed to providing adequate resources to this area in order to ensure full compliance to the New Mining Charter is achieved over the transitional period. As part of Black Wattle's commitment to the New Mining Charter, the company seeks to:

- Expand opportunities for historically disadvantaged South Africans (HDSAs), including women and youth, to enter the mining and minerals industry and benefit from the extraction and processing of the country's resources;
- Utilise the existing skills base for the empowerment of HDSAs; and
- Expand the skills base of HDSAs in order to serve the community.

Employment

The Group's South African operations are committed to achieving the goals of the South African Employment Equity Act and is pleased to report the following:

- Black Wattle Colliery has exceeded the 10 percent women in management and core mining target.
- Black Wattle Colliery has achieved 15 percent women in core mining.
- 94 percent of the women at Black Wattle Colliery are HDSA females.

Black Wattle Colliery has successfully submitted their annual Employment Equity Report to the Department of Labour.

In terms of staff training some highlights for 2020 were:

- 11 employees were trained in ABET (Adult Basic Educational Training) on various levels;
- An additional 9 disabled HDSA women continued their training on ABET levels one to four.
- We are pleased to confirm that 1 HDSA male completed his apprenticeships whilst 1 HDSA male continues their learning in 2021.
- Further to the above we confirm that 2 HDSA females were allocated Bursaries for the 2020 period and 2 HDSA males continued their Bursaries, These will continue in the 2021 period.

Highlights for 2020 for Sisonke Coal Processing:

- 5 employees were trained in ABET (Adult Basic Educational Training) on various levels

Employment terms and conditions for our employees based at our UK office and at our South African mining operations are regulated by and are operated in compliance with all relevant prevailing national and local legislation. Employment terms and conditions provided to mining staff meet or exceed the national average. The Group's mining operations and coal washing plant facility are labour intensive and unionised. During the year no labour disputes, strikes or wage negotiations disrupted production or had a significant impact on earnings. The Group's relations to date with labour representatives and labour related unions continue to remain strong.

In terms of directors, employees and gender representation, at the year end the Group had 9 directors (8 male, 1 female), 6 senior managers (5 male, 1 female) and 236 employees (163 male, 73 female).

Strategic Report Sustainable development

Anti-slavery and human trafficking

The Group is committed to the prevention of the use of forced labour and has a zero tolerance policy for human trafficking and slavery. The Group's policies and initiatives in this area can be found within the Group's Anti-slavery and human trafficking statement found on the Group's website at www.bisichi.co.uk.

Green House Gas reporting

We have reported on all of the emission sources required under the Companies Act 2006 (Strategic Report and Directors' Reports) Regulations.

The data detailed in these tables represent emissions and energy use for which the Group is responsible. To calculate our emissions, we have used the main requirements of the Greenhouse Gas Protocol Corporate Standard and a methodology adapted from the Intergovernmental Panel on Climate Change (2019), along with the UK Government GHG Conversion Factors for Company Reporting 2020. Any estimates

included in our totals are derived from actual data which have been extrapolated to cover the full reporting periods.

Our reporting includes our energy use and emissions associated with our UK office, which are minimal (1.4 tonnes of CO₂e). The IPCC methodology *Tier 1 (+2) Methodology (2006 with 2019 edits) - Low, Average, and High CH₄ Emission Factors - Medium Scenario) was used to calculate emissions from surface coal mining activities. The Group has not implemented any energy efficiency programs or specific measures during the 2020 year.

	2020	2019
	CO₂e	CO ₂ e
	Tonnes	Tonnes
The group's carbon footprint:		
Emissions source:		
Emissions from the combustion of fuel or the operation of any facility including fugitive emissions from refrigerants use	46,162	49,061
Emissions resulting from the purchase of electricity, heat, steam or cooling by the company for its own use (location based)	12,482	13,153
Total gross emissions	58,644	62,213
Intensity:		
Tonnes of CO ₂ per £ sterling of revenue	0.0020	0.0013
Tonnes of CO ₂ per tonne of coal produced	0.0497	0.0486
	kWh	kWh
Energy consumption used to calculate above emissions	99,450,585	N/A
Of which UK	5,571	N/A

Strategic Report

Principal risks & uncertainties

PRINCIPAL RISK

COVID-19 RISK

The Group is proactively assessing and managing the potential risks brought about by the uncertainty of the Covid-19 pandemic. Overall the Group is exposed to impacts on the health and safety of its employees and stakeholders and risks related to business continuity. In the UK, the Group expects there to be an impact on retail property revenue and values as outlined under property valuation risk below. In South Africa, the Group is expected to be impacted by additional health and safety measures related to its workforce and coal price risk as outlined under the same heading below.

PERFORMANCE AND MANAGEMENT OF THE RISK

Risks faced by the business are assessed by the Board on an ongoing basis.

Strategies for mitigating the risks have been defined and specific measures for achieving these are already underway. These include the measures outlined in the Chairman's Statement, Mining Review and Financial Review & Performance sections of this report.

The final impact of the Covid-19 pandemic remains uncertain and the Group will adapt plans accordingly as more information becomes available or government advice changes.

COAL PRICE RISK

The Group is exposed to coal price risk as its future revenues will be derived based on contracts or agreements with physical off-take partners at prices that will be determined by reference to market prices of coal at delivery date.

The Group's South African mining operational earnings are significantly dependent on movements in both the export and domestic coal price.

The price of export sales is derived from a US Dollar-denominated export coal price and therefore the price achievable in South African Rands can be influenced by movements in exchange rates and overall global demand and supply.

The domestic market coal prices are denominated in South African Rand and are primarily dependant on local demand and supply.

In the short term, the Covid-19 pandemic may result in additional price volatility in both the export and domestic market due to fluctuations in both demand and supply.

Longer term both the demand and supply of coal in the domestic and global market may be negatively impacted by regulatory changes related to climate change and governmental CO₂ emission commitments.

The Group primarily focuses on managing its underlying production costs to mitigate coal price volatility as well as from time to time entering into forward sales contracts with the goal of preserving future revenue streams. The Group has not entered into any such contracts in 2019 and 2020.

The Group's export and domestic sales are determined based on the ability to deliver the quality of coal required by each market and Quattro programme quotas, together with the market factors set out opposite. Volumes of export sales achieved during the year were primarily dependent on the mine's ability to produce the higher quality of coal required for export as well as allowable quotas under the Quattro programme and overall global demand. The volume of domestic market sales achieved during the year were primarily dependant on local demand and supply as well as the mine's ability to produce the lower overall quality of coal required.

The Group assesses on an ongoing basis the impact of Covid-19 and any regulatory changes related to climate change and governmental CO₂ emission commitments may have on the Group's mining operations and future investment decisions.

Strategic Report **Principal risks & uncertainties**

PRINCIPAL RISK

PERFORMANCE AND MANAGEMENT OF THE RISK

MINING RISK

As with many mining operations, the reserve that is mined has the risk of not having the qualities and accessibility expected from geological and environmental analysis. This can have a negative impact on revenue and earnings as the quality and quantity of coal mined and sold by our mining operations may be lower than expected.

This risk is managed by engaging independent geological experts, referred to in the industry as the "Competent Person", to determine the estimated reserves and their technical and commercial feasibility for extraction. In addition, management engage Competent Persons to assist management in the production of detailed life of mine plans as well as in the monitoring of actual mining results versus expected performance and management's response to variances. The Group continued to engage an independent Competent Person in the current year. Refer to page 5 for details of mining performance.

CURRENCY RISK

The Group's operations are sensitive to currency movements, especially those between the South African Rand, US Dollar and British Pound. These movements can have a negative impact on the Group's mining operations revenue as noted above, as well as operational earnings.

The Group is exposed to currency risk in regard to the Sterling value of inter-company trading balances with its South African operations. It arises as a result of the retranslation of Rand denominated inter-company trade receivable balances into Sterling that are held within the UK and which are payable by South African Rand functional currency subsidiaries.

The Group is exposed to currency risk in regard to the retranslation of the Group's South African functional currency net assets to the Sterling reporting functional currency of the Group. A weakening of the South African Rand against Sterling can have a negative impact on the financial position and net asset values reported by the Group.

Export sales within the Group's South African operations are derived from a US Dollar-denominated export coal price. A weakening of the US Dollar can have a negative impact on the South African Rand prices achievable for coal sold by the Group's South African mining operations. This in turn can have a negative impact on the Group's mining operations revenue as well as operational earnings as the Group's mining operating costs are Rand denominated. In order to mitigate this, the Group may enter into forward sales contracts in local currencies with the goal of preserving future revenue streams. The Group has not entered into any such contracts in 2020 and 2019.

Although it is not the Group's policy to obtain forward contracts to mitigate foreign exchange risk on inter-company trading balances or on the retranslation of the Group's South African functional currency net assets, management regularly review the requirement to do so in light of any increased risk of future volatility.

Refer to the 'Financial Review' for details of significant currency movement impacts in the year.

Strategic Report **Principal risks & uncertainties**

PRINCIPAL RISK

NEW RESERVES AND MINING PERMISSIONS

The life of the mine, acquisition of additional reserves, permissions to mine (including ongoing and once-off permissions) and new mining opportunities in South Africa generally are contingent on a number of factors outside of the Group's control such as approval by the Department of Mineral Resources and Energy, the Department of Water Affairs and Forestry and other regulatory or state owned entities.

In addition, the Group's South African operations are subject to the government Mining Charter with the New Mining Charter coming into force from March 2019. Failure to meet existing targets or further regulatory changes to the Mining Charter, could adversely affect the mine's ability to retain its mining rights in South Africa.

PERFORMANCE AND MANAGEMENT OF THE RISK

The work performed in the acquisition and renewal of mining permits as well as the maintenance of compliance with permits includes factors such as environmental management, health and safety, labour laws and Black Empowerment legislation (such as the New Mining Charter); as failure to maintain appropriate controls and compliance may in turn result in the withdrawal of the necessary permissions to mine. The management of these regulatory risks and performance in the year is noted in the Mining Review on page 5 as well as in the Sustainable Development report on page 7 and in this section under the headings environmental risk, health & safety risk and labour risk. Additionally, in order to mitigate this risk, the Group strives to provide adequate resources to this area including the employment of adequate personnel and the utilisation of third party consultants competent in regulatory compliance related to mining rights and mining permissions.

The Group also continues to actively seek new opportunities to expand its mining operations in South Africa through the acquisition of additional coal reserves and new commercial arrangements with existing mining right holders.

POWER SUPPLY RISK

The current utility provider for power supply in South Africa is the government run Eskom. Eskom continues to undergo capacity problems resulting in power cuts and lack of provision of power supply to new projects. Any power cuts or lack of provision of power supply to the Group's mining operations may disrupt mining production and impact on earnings.

The Group's mining operations have to date not been affected by power cuts. However the Group manages this risk through regular monitoring of Eskom's performance and ongoing ability to meet power requirements. In addition, the Group continues to assess the ability to utilise diesel generators as an alternative means of securing power in the event of power outages.

FLOODING RISK

The Group's mining operations are susceptible to seasonal flooding which could disrupt mining production and impact on earnings.

Management monitors water levels on an ongoing basis and various projects have been completed, including the construction of additional dams, to minimise the impact of this risk as far as possible.

Strategic Report **Principal risks & uncertainties**

PRINCIPAL RISK

PERFORMANCE AND MANAGEMENT OF THE RISK

ENVIRONMENTAL RISK

The Group's South African mining operations are required to adhere to local environmental regulations. Any failure to adhere to local environmental regulations, could adversely affect the mine's ability to mine under its mining right in South Africa.

In line with all South African mining companies, the management of this risk is based on compliance with the Environment Management Plan. In order to ensure compliance, the Group strives to provide adequate resources to this area including the employment of personnel and the utilisation of third party consultants competent in regulatory compliance related to environmental management.

To date, Black Wattle is fully compliant with the regulatory requirements of the Department of Water Affairs and Forestry and has an approved water use licence. Further details of the Group's Environment Management Programme are disclosed in the Sustainable development report on page 7.

HEALTH & SAFETY RISK

Attached to mining there are inherent health and safety risks. Any such safety incidents disrupt operations, and can slow or even stop production. In addition, the Group's South African mining operations are required to adhere to local Health and Safety regulations as well as enhanced health and Safety measures related to Covid-19.

The Group has a comprehensive Health and Safety programme in place to mitigate this risk. Management strive to create an environment where Health and safety of our employees is of the utmost importance. Our Health & Safety programme provides clear guidance on the standards our mining operation is expected to achieve. In addition, management receive regular updates on how our mining operations are performing. Further details of the Group's Health and Safety Programme are disclosed in the Sustainable Development report on page 7.

LABOUR RISK

The Group's mining operations and coal washing plant facility are labour intensive and unionised. Any labour disputes, strikes or wage negotiations may disrupt production and impact earnings.

In order to mitigate this risk, the Group strives to ensure open and transparent dialogue with employees across all levels. In addition, appropriate channels of communication are provided to all employment unions at Black Wattle to ensure effective and early engagement on employment matters, in particular wage negotiations and disputes.

Refer to the 'Employment' section on page 9 for further details.

Strategic Report **Principal risks & uncertainties**

PRINCIPAL RISK

CASHFLOW RISK

Commodity price risk, currency volatility and the uncertainties inherent in mining may result in favourable or unfavourable cashflows.

PERFORMANCE AND MANAGEMENT OF THE RISK

In order to mitigate this, we seek to balance the high risk of our mining operations with a dependable cash flow from our UK property investment operations which are actively managed by London & Associated Properties PLC. Due to the long term nature of the leases, the effect on cash flows from property investment activities are expected to remain stable as long as tenants remain in operation. Refer to page 20 for details of the property portfolio performance.

PROPERTY VALUATION RISK

Fluctuations in property values, which are reflected in the Consolidated Income Statement and Balance Sheet, are dependent on an annual valuation of the Group's commercial and residential development properties. A fall in UK commercial and residential property can have a marked effect on the profitability and the net asset value of the Group as well as impact on covenants and other loan agreement obligations.

The economic performance of the United Kingdom, including the potential final impact of the United Kingdom leaving the European Union ("Brexit"), the impact of Covid-19 pandemic, as well as the current economic performance and trends of the UK retail market, may impact the level of rental income, yields and associated property valuations of the Group's UK property assets including its investments in Joint Ventures.

The Group utilises the services of London & Associated Properties PLC whose responsibility is to actively manage the portfolio to improve rental income and thus enhance the value of the portfolio over time. In addition, management regularly monitor banking covenants and other loan agreement obligations as well as the performance of our property assets in relation to the overall market over time.

Management continue to monitor and evaluate the impact of Brexit, the Covid-19 pandemic and the current economic performance of the UK retail market on the future performance of the Group's existing UK portfolio. In addition, the Group assesses on an ongoing basis the impact of Brexit and the current economic performance of the UK retail market on the Group's banking covenants, loan obligations and future investment decisions.

Refer to page 20 for details of the property portfolio performance.

Financial & performance review

The movement in the Group's Adjusted EBITDA from £7.4million in 2019 to a loss of £1.1million in 2020 can mainly be attributed to lower prices achievable for our coal, lower coal production and sales from the Group's South African operations and a weakening in the South African Rand to UK Sterling. This offset the lower operating costs achieved in 2020.

EBITDA, adjusted EBITDA and mining production are used as key performance indicators for the Group and its mining activities as the Group has a strategic focus on the long term development of its existing mining reserves and the acquisition of additional mining reserves in order to realise shareholder value. Mining production can be defined as the coal quantity in metric tonnes extracted from our reserves during the period and held by the mine before any processing through the washing plant. Whilst profit/(loss)

before tax is considered as one of the key overall performance indicators of the Group, the profitability of the Group and the Group's mining activities can be impacted by the volatile and capital intensive nature of the mining sector. Accordingly, EBITDA and adjusted EBITDA are primarily used as key performance indicators as they are indicative of the value associated with the Group's mining assets expected to be realised over the long term life of the Group's mining reserves. In addition, for the Group's

property investment operations, the net property valuation and net property revenue are utilised as key performance indicators as the Group's substantial property portfolio reduces the risk profile for shareholders by providing stable cash generative UK assets and access to capital appreciation. Certain key performance indicators below are not Generally Accepted Accounting Practice measures and are not intended as a substitute for those measures, and may or may not be the same as those used by other companies.

Key performance indicators

	2020 £'000	2019 £'000
The key performance indicators for the group are:		
For the group:		
Operating profit before depreciation, fair value adjustments and exchange movements (adjusted EBITDA)	(1,111)	7,457
EBITDA	(2,387)	5,868
(Loss)/profit before tax	(5,196)	3,027
For our property investment operations:		
Net property valuation	10,270	11,565
Net property revenue	1,181	1,290
For our mining activities:		
Operating (loss)/profit before depreciation, fair value adjustments and exchange movements (adjusted EBITDA)	(1,821)	6,517
EBITDA	(1,782)	6,394
	Tonnes '000	Tonnes '000
Mining production	1,180	1,271

Strategic Report Financial & performance review

The key performance indicators of the group can be reconciled as follows:	Mining £'000	Property £'000	Other £'000	2020 £'000
Revenue	28,567	1,181	57	29,805
Transport and loading cost	(1,906)	-	-	(1,906)
Mining and washing costs	(22,739)	-	-	(22,739)
Other operating costs excluding depreciation	(5,743)	(523)	(5)	(6,271)
Operating profit before depreciation, fair value adjustments and exchange movements (adjusted EBITDA)	(1,821)	658	52	(1,111)
Exchange movements	39	-	-	39
Fair value adjustments	-	(1,295)	-	(1,295)
Gains on investments held at fair value through profit and loss (FVPL)	-	-	67	67
Operating profit excluding depreciation	(1,782)	(637)	119	(2,300)
Share of loss and write off's in joint venture	-	(87)	-	(87)
EBITDA	(1,782)	(724)	119	(2,387)
Net interest movement				(616)
Depreciation				(2,193)
Loss) before tax				(5,196)
The key performance indicators of the group can be reconciled as follows:	Mining £'000	Property £'000	Other £'000	2019 £'000
Revenue	46,704	1,290	112	48,106
Transport and loading cost	(3,421)	-	-	(3,421)
Mining and washing costs	(30,047)	-	-	(30,047)
Other operating costs excluding depreciation	(6,719)	(458)	(4)	(7,181)
Operating profit before depreciation, fair value adjustments and exchange movements (adjusted EBITDA)	6,517	832	108	7,457
Exchange movements	(123)	-	-	(123)
Fair value adjustments	-	(1,480)	-	(1,480)
Losses on investments held at fair value through profit and loss (FVPL)	-	-	(6)	(6)
Operating profit excluding depreciation	6,394	(648)	102	5,848
Share of (loss)/profit and write off's in joint venture	-	20	-	20
EBITDA	6,394	(628)	102	5,868
Net interest movement				(651)
Depreciation				(2,190)
Profit before tax				3,027

Strategic Report **Financial & performance review**

Adjusted EBITDA is used as a key indicator of the operating trading performance of the Group and its operating segments representing operating profit before the impact of depreciation, fair value adjustments, gains/(losses) on disposal of other investments and foreign exchange movements. The Group's operating segments include its South African mining operations and UK property. The performance of these two operating segments are discussed in more detail below.

The Group achieved a loss EBITDA for the year of £2.4million (2019: profit £5.9million). The movement compared to the prior year can mainly be attributed to the operating loss before depreciation from our mining activities of £1.8million (2019: profit £6.4million).

Negative fair value adjustments related to our UK property decreased to £1.3million (2019: £1.5million). However, adjusted EBITDA from our UK property decreased to £0.66million (2019: £0.83million) with the Group reporting an overall loss before tax of £5.2million (2019: profit £3.0million). Taxation for the year decreased to a gain of £1.4million (2019: loss of £1.4million). This resulted in the Group achieving an overall loss for the year after tax of £3.8million (2019: profit £1.6million), of which £3.4million (2019: £1.0million) was attributable to equity holders of the company.

South African mining operations

Performance

The key performance indicators of the group's South African mining operations are presented in South African Rand and UK Sterling as follows:

	South African Rand		UK Sterling	
	2020	2019	2020	2019
	R'000	R'000	£'000	£'000
Revenue	602,581	860,876	28,567	46,704
Transport and loading costs	(40,204)	(63,058)	(1,906)	(3,421)
Mining and washing costs	(479,647)	(553,844)	(22,739)	(30,047)
Operating profit before other operating costs and depreciation	82,730	243,974	3,922	13,236
Other operating costs (excluding depreciation)			(5,743)	(6,719)
Operating profit before depreciation, fair value adjustments and exchange movements (adjusted EBITDA)			(1,821)	6,517
Exchange movements			39	(123)
EBITDA			(1,782)	6,394
			2020	2019
			'000	'000
Mining production in tonnes			1,180	1,271
			2020	2019
			R	R
Net Revenue per tonne of mining production			477	628
Mining and washing costs per tonne of mining production			(406)	(436)
Operating profit per tonne of mining production before other operating costs and depreciation			71	192

Net Revenue per tonne of mining production can be defined as the revenue price achieved per metric tonne of mining production less transportation and loading costs.

Strategic Report **Financial & performance review**

A breakdown of the quantity of coal sold and revenue of the group's South African mining operations are presented in metric tonnes and South African Rand as follows:

	Domestic '000	Export '000	2020 '000	Domestic '000	Export '000	2019 '000
Quantity of coal sold in tonnes	969	230	1,199	1,094	184	1,278
	Domestic R'000	Export R'000	2020 R'000	Domestic R'000	Export R'000	2019 R'000
Total Net Revenue	442,516	160,065	602,581	672,854	124,964	797,815
	R	R	R	R	R	R
Net Revenue per tonne of coal sold	450	547	469	615	679	624

The quantity of coal sold can be defined as the quantity of coal sold in metric tonnes by the Group in any given period. Net Revenue per tonne of coal sold can be defined as the revenue price achieved per metric tonne of coal sold less transportation and loading costs.

Total net revenue per tonne of coal sold for the Group's mining and processing operations decreased for the year from R624 per tonne of coal sold in 2019 to R469 in 2020, attributable to the average price decreases achieved in the export and domestic market offsetting exchange gains due to a weaker Rand to the Dollar in the export market. As a result of the overall lower mining production and an increase in coal inventories due to weaker coal demand, the quantity of coal sold for the year decreased to 1.199million tonnes (2019: 1.278million tonnes). The decrease in mining production can be attributable to temporary staff shortages during the first half of the year and difficult mining conditions in the second half of the year.

Overall, the decrease in revenue per tonne of coal sold, lower production and increase in coal inventories offset the weaker Rand to the Dollar resulting in a decrease in revenue from the Group's South African mining operations during the year compared to the prior year at R602.6million (2019: R797.8million).

The decrease in total mining production and decrease in the mining and washing cost per tonne from R436 per tonne to R406 per tonne resulted in a decrease in total mining and washing costs for the Group to R479.6million (2019: R553.8million).

Other operating costs (excluding depreciation) of £5.7million (2019: £6.7million) include general administrative costs as well as administrative salaries and wages related to our South African mining operations that are incurred both in South Africa and in the UK. These costs are not significantly impacted by movements in mining production and the

decrease during the year can mainly be attributed to exchange movements on the translation of South African Rand costs into Sterling. Overall costs in South Africa were in line with management's expectations and local inflation.

Overall, the movement in the Group's Adjusted EBITDA from £7.4million in 2019 to a loss of £1.1million in 2020 can mainly be attributed to lower prices achievable for our coal, lower coal production and sales from the Group's South African operations and a weakening in the South African Rand to UK Sterling. This offset the lower operating costs achieved in 2020. A further explanation of the mines operational performance can be found in the Mining Review on page 5.

Strategic Report Financial & performance review

UK property investment

Performance

The Group's portfolio is managed actively by London & Associated Properties plc and performed below prior year levels in 2020. Net property revenue (excluding joint ventures and service charge income) across the portfolio decreased during the year to £1.025million (2019: £1.109million). The property portfolio was externally valued at 31 December 2020 and the value of UK investment properties attributable to the Group at year end decreased to £10.270million (2019: £11.565million) mainly due to valuation yields applied due to the impact of Covid-19 and a challenging retail market.

Joint venture property investments

The Group holds a £0.7million (2019: £0.8million) joint venture investment in Dragon Retail Properties Limited, a UK property investment company. The open market value of the company's share of investment properties included within its joint venture investment in Dragon Retail Properties decreased during the year to £1.065million (2019: £1.22million).

During the year the Group continued to hold a £0.6million (2019: £0.5million) 50% joint venture investment in West Ealing Projects Limited, a UK unlisted property development company. West Ealing Projects Limited's only asset is a property development in West Ealing,

London. The carrying value of the Group's share of the trading property inventory included within this development is valued at £3.5million (2019: £3.3million). The joint venture has obtained planning consent for a residential development of 56 flats. We look forward to updating shareholders further in due course.

Overall, the Group achieved net property revenue of £1.3million (2019: £1.4million) for the year which includes the company's share of net property revenue from its investment in joint ventures of £71,000 (2019: £75,000).

	Year ended 31 December 2020 £'000	Year ended 31 December 2019 £'000
The following table summarises the main components of the consolidated cashflow for the year:		
Cash flow generated from operations before working capital and other items	(1,111)	7,457
Cash flow from operating activities	449	4,148
Cash flow from investing activities	(4,292)	(3,662)
Cash flow from financing activities	(285)	(3,322)
Net (decrease) / increase in cash and cash equivalents	(4,128)	(2,836)
Cash and cash equivalents at 1 January	2,878	5,686
Exchange adjustment	172	28
Cash and cash equivalents at 31 December	(1,078)	2,878
Cash and cash equivalents at 31 December comprise:		
Cash and cash equivalents as presented in the balance sheet	3,768	7,720
Bank overdrafts (secured)	(4,846)	(4,842)
	(1,078)	2,878

Strategic Report **Financial & performance review**

Other Investments

During the year the Group's investments held at fair value through profit and loss increased from £0.3million in 2019 to £1.7million mainly due to net additions during the year of £1.3million (2019: £0.3million). The investments comprise of £0.9million (2019: £nil) investments listed on stock exchanges in the United Kingdom and £0.8million (2019: £0.3million) of investments listed on overseas stock exchanges.

Cashflow & financial position

Cash flow generated from operating activities decreased compared to the prior year to £0.4million (2019: £4.1million). This can mainly be attributed to the operating loss during the year of £4.5million (2019: profit £3.7million) offset by a decrease in income tax paid of £0.2million (2019: £1.2million) and an increase in trade and other payables of £3.4million (2019: £0.3million) all as a result of the lower revenue and profitability and at our South African mining and processing operations. In addition, cashflow generation from operating activities was also impacted by a cashflow decrease from inventory of £1.1million (2019: £0.9million), as a result of an increase in coal stocks at our South African coal mining and processing operations due to reduced domestic and export coal sales.

Investing cashflows primarily reflect the net effect of capital expenditure during the year of £3.2million (2019: £3.2million) which can mainly be attributable to mine development costs at Black Wattle of £2.5million (2019: £1.7million) and infrastructure improvements to the washing plant at Sisonke Coal Processing

of £0.7million (2019: £1.0million). As at year end the Group's mining reserves, plant and equipment had a carrying value of £10.1million (2019: £9.5million) with capital expenditure being offset by depreciation of £2.2million (2019: £2.2million) and exchange translation movements of £0.6million (2019: £0.1million) for the year. Other investing cashflows also include the net acquisition of listed investments of £1.1million (2019: £0.5million).

Cash outflows from financing activities includes a net decrease in borrowings of £0.2million (2019: £2.1million). In addition, dividends paid to shareholders decreased during the year to £0.1million (2019: £0.64million) and dividends paid to minority interests decreased to £nil (2019: £0.5million).

Overall, the Group's cash and cash equivalents decreased during the year by £4.1million (2019: £2.86million). After taking into account an exchange gain of £0.2million (2019: £0.03million) on the translation of the Group's year end net balance of cash and cash equivalents that were held in South African Rands, the Group's net balance of cash and cash equivalents (including bank overdrafts) at year end was a cash negative amount of £1.1million (2019: cash positive of £2.8million).

The Group has considerable financial resources available at short notice including cash and cash equivalents (excluding bank overdrafts) of £3.8million (2019: £7.7 million) and listed investments of £2.6million (2019: £1.4million) as at year end. The above financial resources totalling £6.4million (2019: £9.1million).

The net assets of the Group reported as at year end were £16.2million (2019:

£20.6million) and total assets at £38.7million (2019: £41.7million).

Liabilities increased from £21.2million to £22.5million during the year primarily due an increase in trade payables from £7.6million to £10.9million offsetting a decrease in deferred tax liabilities from £2.1million in 2019 to £0.5million in 2020 mainly as a result of the lower revenue and profitability and at our South African mining operations. The overall exchange loss recorded through the translation reserve on translation of the Group's South African net assets at year end increased to £0.40million (2019: £0.05million) as a result of the higher weakening of the South African Rand against UK sterling year to year.

Further details on the Group's cashflow and financial position are stated in the Consolidated Cashflow Statement on page 57 and the Consolidated Balance Sheet on pages 54 and 55.

Strategic Report **Financial & performance review**

Loans

South Africa

The Group has a structured trade finance facility with Absa Bank Limited for R85million held by Sisonke Coal Processing (Pty) Limited, a 100% subsidiary of Black Wattle Colliery (Pty) Limited. This facility comprises of an R85million revolving facility to cover the working capital requirements of the Group's South African operations. The facility is renewable annually at 25 January and is secured against inventory, debtors and cash that are held in the Group's South African operations.

United Kingdom

The Group holds a 5 year term facility of £3.9m with Julian Hodge Bank Limited at an initial LTV of 40%. The loan is secured against the company's UK retail property portfolio. The amount repayable on the loan at year end was £3.8million. The debt package has a five year term and is repayable at the end of the term in December 2024. The interest cost of the loan is 4.00% above LIBOR. The loan is secured by way of a first charge over the investment properties in the UK which are included in the financial statements at a value of £10.3million. No banking covenants were breached by the Group during the year.

Statement regarding Section 172 of the UK Companies Act

Section 172 of the UK Companies Act requires the Board to report on how the directors have had regard to the matters outlined below in performing their duties.

The Board consider the Group's customers, employees, local communities, suppliers and shareholders as key stakeholders of the Group. During the year, the Directors consider that they have acted in a way, and have made decision that would, most likely promote the success of the Group for the benefit of its members as a whole as outlined in the matters below:

- The likely consequences of any decision in the long term: see Principal activity, strategy & business model on page 4 and Principal Risks and Uncertainties on page 11;
- The interests of the Group's employees; ethics and compliance; fostering of the Company's business relationships with suppliers, customers and others; and the impact of the Group's operations on the community and environment: see Sustainability report on page 7;
- The need to act fairly between members of the Company: see the Corporate Governance section on page 26.

Future prospects and impact of the Covid-19 pandemic

As we continue into 2021, your management have been fully engaged in managing the impact of the Covid-19 pandemic on its operations both here in the UK and in South Africa. Our priorities are the health and safety of all our employees and stakeholders and the continuity of our business during this challenging time.

In terms of business continuity, the Group's South African coal mining and processing operations have been designated as essential business operations. At present, the final impact of the pandemic on the Group's future prospects and financial performance remains uncertain. However, to date, the Group's financial position has remained strong and at present, the Group has adequate financial resources to ensure the Group remains viable for the foreseeable future and that liabilities are met. A full going concern and viability assessment can be found in the Directors report on page 30.

Outside of the impact of the Covid-19 pandemic, the Group continues to seek to expand its operations in South Africa through the acquisition of additional coal reserves. In the UK, management is looking forward to progressing its development in West Ealing and is currently investigating other major investment opportunities in the domestic property sector. This is in line with the Groups' overall strategy of balancing the high risk of our mining operations with a dependable cash flow and capital appreciation from our UK property investment operations.

Further information on the outlook of the company can be found in both the Chairman's Statement on page 2 and the Mining Review on page 5 which form part of the Strategic Report.

Signed on behalf of the Board of Directors



Garrett Casey
Finance Director

22 April 2021

Governance

Governance

MANAGEMENT TEAM

* **SIR MICHAEL HELLER**
MA, FCA (Chairman)

ANDREW R HELLER
MA, ACA
(Managing Director)

GARRETT CASEY
CA (SA)
(Finance Director)

ROBERT GROBLER
Pr Cert Eng
(Director of mining)

o+ **CHRISTOPHER A JOLL**
MA (Non-executive)

Christopher Joll was appointed a Director on 1 February 2001. He has held a number of non-executive directorships of quoted and un-quoted companies and currently runs his own event management business. He is also a published author, lecturer and a writer and director of documentary films.

o **JOHN A SIBBALD**

BL (Non-executive)
John Sibbald has been a Director since 1988. After qualifying as a Chartered Accountant he spent over 20 years in stockbroking, specialising in mining and international investment.

JOHN WONG

ACA, CFA (Non-executive)
(Appointed 15 October 2020)
John Wong was appointed a Director on 15 October 2020. After training as a Chartered accountant he has worked in the fund management industry for almost 20 years and has extensive experience in investment management, in particular within the mining sector.

OTHER DIRECTORS AND ADVISORS

SECRETARY AND REGISTERED OFFICE
Garrett Casey CA (SA)
24 Bruton Place
London W1J 6NE

BLACK WATTLE COLLIERY AND SISONKE COAL PROCESSING DIRECTORS
Andrew Heller
(Managing Director)
Ethan Dube
Robert Grobler
Garrett Casey
Millicent Zvarayi

COMPANY REGISTRATION
Company registration No. 112155 (Incorporated in England and Wales)

WEBSITE
www.bisichi.co.uk

E-MAIL
admin@bisichi.co.uk

AUDITOR
BDO LLP, London

PRINCIPAL BANKERS
United Kingdom
Julian Hodge Bank Limited
Santander UK PLC
Investec PLC

South Africa
ABSA Bank (SA)
First National Bank (SA)

CORPORATE SOLICITORS
United Kingdom
Ashfords LLP, London
Fladgate LLP, London
Olswang LLP, London
Wake Smith Solicitors Limited, Sheffield

South Africa
Beech Veltman Inc,
Johannesburg

Brandmullers Attorneys,
Middelburg

Cliffe Decker Hofmeyer,
Johannesburg

Herbert Smith Freehills,
Johannesburg

Natalie Napier Inc,
Johannesburg

Tugendhaft Wapnick
Banchetti and Partners,
Johannesburg

STOCKBROKERS
Shore Capital Stockbrokers Limited

REGISTRARS AND TRANSFER OFFICE
Link Group
Shareholder Services
The Registry
10th Floor
Central Square
29 Wellington Street
Leeds
LS1 4DL

UK telephone:
0871 664 0300

International telephone:
+44 371 664 0300

(Calls cost 12p per minute plus your phone company's access charge. Calls outside the United Kingdom will be charged at the applicable international rate). Lines are open between 9.00am to 5.30pm, Monday to Friday, excluding public holidays in England and Wales.

Website:
www.linkassetsservices.com

Email:
enquiries@linkgroup.co.uk

Company registration number:
341829 (England and Wales)

* Member of the nomination committee

+ Senior independent director

o Member of the audit, nomination and remuneration committees.

Governance

Five year summary

	2020 £'000	2019 £'000	2018 £'000	2017 £'000	2016 £'000
Consolidated income statement items					
Revenue	29,805	48,106	49,945	40,350	24,923
Operating (loss)/profit	(4,493)	3,658	6,526	3,763	637
(Loss)/profit before tax	(5,196)	3,027	5,959	1,485	346
Trading (loss)/profit before tax	(3,881)	4,493	6,397	3,317	(74)
Revaluation and impairment (loss)/profit before tax	(1,315)	(1,466)	(438)	(1,832)	420
EBITDA	(2,387)	5,868	8,587	3,734	2,415
Operating profit before depreciation, fair value adjustments and exchange movements (adjusted EBITDA)	(1,111)	7,457	9,088	5,819	1,516
Consolidated balance sheet items					
Investment properties	10,270	11,565	13,045	13,245	13,245
Other non-current investments	3,001	1,629	1,357	925	2,703
	13,271	13,194	14,402	14,170	15,948
Current Investments held at fair value	833	1,119	887	1,050	781
	14,104	14,313	15,289	15,220	16,729
Other assets less liabilities less non-controlling interests	1,969	5,619	4,280	1,922	(72)
Total equity attributable to equity shareholders	16,073	19,932	19,569	17,142	16,657
Net assets per ordinary share (attributable)	150.5p	186.7p	183.3p	160.6p	156.0p
Dividend per share	0p	1.00p	6.00p	5.00p	4.00p

Financial calendar

22 June 2021	Annual General Meeting
Late August 2021	Announcement of half-year results to 30 June 2021
Late April 2022	Announcement of results for year ending 31 December 2021

Governance

Directors' report

The directors submit their report together with the audited financial statements for the year ended 31 December 2020.

Review of business, future developments and post balance sheet events

The Group continues its mining activities. Income for the year was derived from sales of coal from its South African operations. The Group also has a property investment portfolio for which it receives rental income and a joint venture investment in a UK residential property development.

The results for the year and state of affairs of the Group and the company at 31 December 2020 are shown on pages 51 to 95 and in the Strategic Report on pages 2 to 22. Future developments and prospects are also covered in the Strategic Report and further details of any post balance sheet events can be found in note 32 to the financial statements. Over 98 per cent of staff are employed in the South African coal mining industry – employment matters and health and safety are dealt with in the Strategic Report.

The management report referred to in the Director's responsibilities statement encompasses this Directors' Report and Strategic Report on pages 2 to 22.

Corporate responsibility

Environment

The environmental considerations of the Group's South African coal mining operations are covered in the Strategic Report on pages 2 to 22.

The Group's UK activities are principally property investment whereby premises are provided for rent to retail businesses

and a joint venture investment in a UK residential property development.

The Group seeks to provide those tenants with good quality premises from which they can operate in an efficient and environmentally friendly manner. Wherever possible, improvements, repairs and replacements are made in an environmentally efficient manner and waste re-cycling arrangements are in place at all the company's locations.

Greenhouse Gas Emissions

Details of the Group's greenhouse gas emissions for the year ended 31 December 2020 can be found on page 10 of the Strategic Report.

Employment

The Group's policy is to attract staff and motivate employees by offering competitive terms of employment. The Group provides equal opportunities to all employees and prospective employees including those who are disabled. The Strategic Report gives details of the Group's activities and policies concerning the employment, training, health and safety and community support and social development concerning the Group's employees in South Africa.

Dividend policy

As outlined in the Strategic report on page 2 the directors are not proposing the payment of a final dividend (2019: 0p) for 2020. No interim dividend for 2020 has been paid (Interim 2019: 1p).

The total dividend per ordinary share for 2020 will therefore be 0p (2019: 1p) per ordinary share.

Investment properties and other properties

The investment property portfolio is stated at its open market value of £10,270,000 at 31 December 2020 (2019: £11,565,000) as valued by professional external valuers. The open market value of the company's share of investment properties and development property inventory held at cost included within its investments in joint ventures is £4,597,000 (2019: £4,553,000).

Financial instruments

Note 22 to the financial statements sets out the risks in respect of financial instruments. The Board reviews and agrees overall treasury policies, delegating appropriate authority to the managing director. Treasury operations are reported at each Board meeting and are subject to weekly internal reporting.

Directors

The directors of the company for the year were Sir Michael Heller, A R Heller, G J Casey, C A Joll, R J Grobler (a South African citizen), J A Sibbald and J Wong (appointed 15 October 2020).

Mr J Wong was appointed as a non-executive director by the Board on 15 October 2020 and offers himself for re-election.

Mr J Wong is a qualified Chartered Accountant and a Chartered Financial Analyst with extensive experience in the insurance and investment management industries. The board recommends the re-election of Mr J Wong.

Governance Directors' report

The directors retiring by rotation are Mr R J Grobler and Mr A R Heller whom offer themselves for re-election.

Mr A R Heller has been an executive director of the company since 1998. He is a Chartered Accountant and has been employed by the Group since 1994 under a contract of employment determinable at three months' notice. The board recommends the re-election of Mr AR Heller.

Mr R J Grobler was appointed as General Mine Manager by Black Wattle Colliery (Proprietary) Ltd on 1 May 2000. He was appointed to the Board of Bisichi PLC as Director of Mining on 22 August 2008. He has over 40 years' experience in the South African coal mining industry. The board recommends the re-election of RJ Grobler.

No director had any material interest in any contract or arrangement with the company during the year other than as shown in this report.

Directors' shareholdings

The interests of the directors in the shares of the company, including family and trustee holdings where appropriate, are shown on page 34 of the Annual Remuneration Report.

Substantial interests

The following have advised that they have an interest in 3 per cent. or more of the issued share capital of the company as at 22 April 2021:

London & Associated Properties PLC – 4,432,618 shares representing 41.52 per cent. of the issued capital. (Sir Michael Heller is a director and shareholder of London & Associated Properties PLC).

Sir Michael Heller	330,117 shares representing 3.09 per cent. of the issued capital.
A R Heller	785,012 shares representing 7.35 per cent. of the issued capital.
Stonehage Fleming Investment Management Ltd	1,971,154 shares representing 18.46 per cent. of the issued share capital.
James Hyslop	345,000 shares representing 3.23 per cent. of the issued share capital.

Disclosure of information to auditor

The directors in office at the date of approval of the financial statements have confirmed that as far as they are aware that there is no relevant audit information of which the auditor is unaware. Each of the directors has confirmed that they have taken all reasonable steps they ought to have taken as directors to make themselves aware of any relevant audit information and to establish that it has been communicated to the auditor.

Indemnities and insurance

The Articles of Association and Constitution of the company provide for them to indemnify, to the extent permitted by law, directors and officers (excluding the Auditor) of the companies, including officers of subsidiaries, and associated companies against liabilities arising from the conduct of the Group's business. The indemnities are qualifying third-party indemnity provisions for the purposes of the UK Companies Act 2006 and each of these qualifying third-party indemnities was in force during the course of the

financial year ended 31 December 2020 and as at the date of this Directors' report. No amount has been paid under any of these indemnities during the year.

The Group has purchased directors' and officers' insurance during the year. In broad terms, the insurance cover indemnifies individual directors and officers against certain personal legal liability and legal defence costs for claims arising out of actions taken in connection with Group business.

Corporate Governance

The Board acknowledges the importance of good corporate governance. The paragraphs below set out how the company has applied this guidance during the year.

Principles of corporate governance

The Group's Board appreciates the value of good corporate governance not only in the areas of accountability and risk management, but also as a positive contribution to business prosperity. The Board endeavours to apply corporate governance principles in a sensible and pragmatic fashion having regard to the circumstances of the Group's business. The key objective is to enhance and protect shareholder value.

Board structure

During the year the Board comprised the executive chairman, the managing director, two other executive directors and three non-executive directors. Their details appear on page 23. The Board is responsible to shareholders for the proper management of the Group. The Directors' responsibilities statement in respect of the accounts is set out on page 49.

Governance **Directors' report**

The non-executive directors have a particular responsibility to ensure that the strategies proposed by the executive directors are fully considered. To enable the Board to discharge its duties, all directors have full and timely access to all relevant information and there is a procedure for all directors, in furtherance of their duties, to take independent professional advice, if necessary, at the expense of the Group. The Board has a formal schedule of matters reserved to it and meets bi-monthly.

The Board is responsible for overall Group strategy, approval of major capital expenditure projects and consideration of significant financing matters.

The following Board committees, which have written terms of reference, deal with specific aspects of the Group's affairs:

- The nomination committee comprises of two non-executive directors C A Joll (Chairman) and JA Sibbald as well as the executive chairman. The committee is responsible for proposing candidates for appointment to the Board, having regard to the balance and structure of the Board. In appropriate cases recruitment consultants are used to assist the process. Each director is subject to re-election at least every three years.
- The remuneration committee is responsible for making recommendations to the Board on the company's framework of executive remuneration and its cost. The committee determines the contractual terms, remuneration and other benefits for each of the executive directors, including performance related bonus schemes, pension rights and compensation payments. The Board itself determines the remuneration of the non-executive directors. The committee comprises of two non-executive directors C A Joll (Chairman) and JA Sibbald. The company's executive chairman is normally invited to attend meetings. The report on directors' remuneration is set out on pages 32 to 39.
- The audit committee comprises of two non-executive directors C A Joll (Chairman) and JA Sibbald. Its prime tasks are to review the scope of external audit, to receive regular reports from the company's auditor and to review the half-yearly and annual accounts before they are presented to the Board, focusing in particular on accounting policies and areas of management judgment and estimation. The committee is responsible for monitoring the controls which are in force to ensure the integrity of the information reported to the shareholders. The committee acts as a forum for discussion of internal control issues and contributes to the Board's review of the effectiveness of the Group's internal control and risk management systems and processes. The committee also considers annually the need for an internal audit function. It advises the Board on the appointment of external auditors and on their remuneration for both audit and non-audit work, and discusses the nature and scope of the audit with the external auditors. The committee, which meets formally at least twice a year, provides a forum for reporting by the Group's external auditors.

Meetings are also attended, by invitation, by the company chairman, managing director and finance director.

The audit committee also undertakes a formal assessment of the auditors' independence each year which includes:

- a review of non-audit services provided to the Group and related fees;

- discussion with the auditors of a written report detailing consideration of any matters that could affect independence or the perception of independence;
- a review of the auditors' own procedures for ensuring the independence of the audit firm and partners and staff involved in the audit, including the regular rotation of the audit partner; and
- obtaining written confirmation from the auditors that, in their professional judgement, they are independent.

The audit committee report is set out on page 40.

An analysis of the fees payable to the external audit firm in respect of both audit and non-audit services during the year is set out in Note 5 to the financial statements.

Performance evaluation – board, board committees and directors

The performance of the board as a whole and of its committees and the non-executive directors is assessed by the chairman and the managing director and is discussed with the senior independent director. Their recommendations are discussed at the nomination committee prior to proposals for re-election being recommended to the Board. The performance of executive directors is discussed and assessed by the remuneration committee. The senior independent director meets regularly with the chairman and both the executive and non-executive directors individually outside of formal meetings. The directors will take outside advice in reviewing performance but have not found this necessary to date.

Governance Directors' report

Independent directors

The senior independent non-executive director is Christopher Joll. The other two independent non-executive directors are John Sibbald and John Wong.

Christopher Joll has been a non-executive director for over twenty years, John Sibbald has been a non-executive director for over thirty years and John Wong was appointed to the Board on 15 October 2020. The Board encourages the non-executive directors to act independently. The board considers that their length of service does not, and has not, resulted in their inability or failure to act independently. In the opinion of the Board, Christopher Joll and John Sibbald continue to fulfil their role as independent non-executive directors.

The independent directors regularly meet prior to Board meetings to discuss corporate governance issues.

Internal control

The directors are responsible for the Group's system of internal control and review of its effectiveness annually. The Board has designed the Group's system of internal control in order to provide the directors with reasonable assurance that its assets are safeguarded, that transactions are authorised and properly recorded and that material errors and irregularities are either prevented or would be detected within a timely period. However, no system of internal control can eliminate the risk of failure to achieve business objectives or provide absolute assurance against material misstatement or loss.

The key elements of the control system in operation are:

- the Board meets regularly with a formal schedule of matters reserved to it for

Board and board committee meetings

The number of meetings during 2020 and attendance at regular Board meetings and Board committees was as follows:

		Meetings held	Meetings Attended
Sir Michael Heller	Board	5	5
	Nomination committee	1	1
	Audit committee	2	2
A R Heller	Board	5	5
	Audit committee	2	2
G J Casey	Board	5	5
	Audit committee	2	2
R J Grobler	Board	5	1
C A Joll	Board	5	5
	Audit committee	2	2
	Nomination committee	1	1
	Remuneration committee	1	1
J A Sibbald	Board	5	2
	Audit committee	2	1
	Nomination committee	1	1
	Remuneration committee	1	0
J Wong	Board	5	1

decision and has put in place an organisational structure with clearly defined lines of responsibility and with appropriate delegation of authority;

- there are established procedures for planning, approval and monitoring of capital expenditure and information systems for monitoring the Group's financial performance against approved budgets and forecasts;
- UK property and financial operations are closely monitored by members of the Board and senior managers to enable them to assess risk and address the adequacy of measures in place for its monitoring and control. The South African operations are closely supervised by the UK based executives through daily, weekly and monthly reports from the directors and senior officers in South Africa. This is supplemented by regular

visits by the UK based finance director to the South African operations which include checking the integrity of information supplied to the UK. The directors are guided by the internal control guidance for directors issued by the Institute of Chartered Accountants in England and Wales.

During the period, the audit committee has reviewed the effectiveness of internal control as described above. The Board receives periodic reports from its committees.

There were no significant issues identified during the year ended 31 December 2020 (and up to the date of approval of the report) concerning material internal control issues. The directors confirm that the Board has reviewed the effectiveness of the system of internal control as described during the period.

Governance Directors' report

Communication with shareholders

Communication with shareholders is a matter of priority. Extensive information about the Group and its activities is given in the Annual Report, which is made available to shareholders. Further information is available on the company's website, www.bisichi.co.uk. There is a regular dialogue with institutional investors. Enquiries from individuals on matters relating to their shareholdings and the business of the Group are dealt with informatively and promptly.

Takeover directive

The company has one class of share capital, ordinary shares. Each ordinary share carries one vote. All the ordinary shares rank *pari passu*. There are no securities issued in the company which carry special rights with regard to control of the company. The identity of all substantial direct or indirect holders of securities in the company and the size and nature of their holdings is shown under the "Substantial interests" section of this report above.

A relationship agreement dated 15 September 2005 (the "Relationship Agreement") was entered into between the company and London & Associated Properties PLC ("LAP") in regard to the arrangements between them whilst LAP is a controlling shareholder of the company. The Relationship Agreement includes a provision under which LAP has agreed to exercise the voting rights attached to the ordinary shares in the company owned by LAP to ensure the independence of the Board of directors of the company.

Other than the restrictions contained in the Relationship Agreement, there are no restrictions on voting rights or on the transfer of ordinary shares in the company. The rules governing the appointment and replacement of directors, alteration of the articles of association of the company and the powers of the company's directors accord

with usual English company law provisions. Each director is re-elected at least every three years. The company is not party to any significant agreements that take effect, alter or terminate upon a change of control of the company following a takeover bid. The company is not aware of any agreements between holders of its ordinary shares that may result in restrictions on the transfer of its ordinary shares or on voting rights.

There are no agreements between the company and its directors or employees providing for compensation for loss of office or employment that occurs because of a takeover bid.

The Bribery Act 2010

The Bribery Act 2010 came into force on 1 July 2011, and the Board took the opportunity to implement a new Anti-Bribery Policy. The company is committed to acting ethically, fairly and with integrity in all its endeavours and compliance of the code is closely monitored.

Annual General Meeting

The annual general meeting of the company ("Annual General Meeting") will be held at 24 Bruton Place, London W1J 6NE on Tuesday, 22 June 2021 at 11.00 a.m. Resolutions 1 to 8 will be proposed as ordinary resolutions. More than 50 per cent. of shareholders' votes cast must be in favour for those resolutions to be passed.

The directors consider that all of the resolutions to be put to the meeting are in the best interests of the company and its shareholders as a whole. The Board recommends that shareholders vote in favour of all resolutions.

Please note that the following paragraph is a summary of resolution 9 to be proposed at the Annual General Meeting and not the full text of the resolution. You should therefore read this section in conjunction with the full text of the resolutions contained in the notice of Annual General Meeting.

Directors' authority to allot shares (Resolution 8)

In certain circumstances it is important for the company to be able to allot shares up to a maximum amount without needing to seek shareholder approval every time an allotment is required. Paragraph 8.1.1 of resolution 8 would give the directors the authority to allot shares in the company and grant rights to subscribe for, or convert any security into, shares in the company up to an aggregate nominal value of £355,894. This represents approximately 1/3 (one third) of the ordinary share capital of the company in issue (excluding treasury shares) at 22 April 2021 (being the last practicable date prior to the publication of this Directors' Report). Paragraph 8.1.2 of resolution 8 would give the directors the authority to allot shares in the company and grant rights to subscribe for, or convert any security into, shares in the company up to a further aggregate nominal value of £355,894, in connection with a pre-emptive rights issue. This amount represents approximately 1/3 (one third) of the ordinary share capital of the company in issue (excluding treasury shares) at 22 April 2021 (being the last practicable date prior to the publication of this Directors' Report).

Therefore, the maximum nominal value of shares or rights to subscribe for, or convert any security into, shares which may be allotted or granted under resolution 8 is £711,788. Resolution 8 complies with guidance issued by the Investment Association (IA).

The authority granted by resolution 8 will expire on 31 August 2022 or, if earlier, the conclusion of the next annual general meeting of the company. The directors have no present intention to make use of this authority. However, if they do exercise the authority, the directors intend to follow emerging best practice as regards its use as recommended by the IA.

Governance Directors' report

Donations

No political donations were made during the year (2019: £nil).

Going concern

The Group's business activities, together with the factors likely to affect its future development are set out in the Chairman's Statement on the preceding page 2, the Mining Review on pages 5 to 6 and its financial position is set out on page 21 of the Strategic Report. In addition Note 22 to the financial statements includes the Group's treasury policy, interest rate risk, liquidity risk, foreign exchange risks and credit risk.

In South Africa, the Covid-19 pandemic continues to have an impact on the Group's South African mining operations. In terms of business continuity, the Group's entities have remained in operation as the entities have been classified as essential businesses. Although the final impact of Covid-19 is uncertain, the directors have assessed the expected range of impact of the pandemic on its cashflow forecasts and have a reasonable expectation that the mine will retain adequate levels of cash to remain in operation for the foreseeable future.

In addition, a structured trade finance facility with Absa Bank Limited for R85million is held by Sisonke Coal Processing (Pty) Limited, a 100% subsidiary of Black Wattle Colliery (Pty) Limited. This facility comprises of a R85million revolving facility to cover the working capital requirements of the Group's South African operations. The facility is renewable annually at 25 January and is secured against inventory, debtors and cash that are held in the Group's South African operations. The Directors do not foresee any reason why the facility will not continue to be renewed at the next renewal date, in line with prior periods and based on their banking relationships. As a consequence, the

directors believe that the Group is well placed to manage its South African business risks successfully.

In the UK, both rental and investment income have been negatively impacted by the pandemic. Although the final impact of the pandemic is uncertain, the directors have assessed the range of expected impact of the pandemic on its UK and Group cashflow forecasts. The forecasts demonstrate that the Group has sufficient resources to meet its liabilities as they fall due for at least the next 12 months, from the approval of the financial statements, including those related to the Group's UK Loan facility outlined below.

The Group holds a 5 year term facility of £3.9m with Julian Hodge Bank Limited at an initial LTV of 40%. The loan is secured against the company's UK retail property portfolio. The amount repayable on the loan at year end was £3.9million. The debt package has a five year term and is repayable at the end of the term in December 2024. The interest cost of the loan is 4.0 % above LIBOR. Although the final impact of the Covid-19 pandemic on the facility's banking covenants is uncertain, the directors have a reasonable expectation that the Group has adequate financial resources at short notice, including cash and listed equity investments, to ensure the existing facility's covenants are met on an ongoing basis.

Dragon Retail Properties Limited, the Group's 50% owned joint venture, holds a Santander bank loan of £1.2million secured against its investment property, see note 14. The bank loan of £1.2million (Dragon) is secured by way of a first charge on specific freehold property at a value of £2.13 million. The interest cost of the loan is 2 per cent above LIBOR. A refinancing of this loan is currently underway. The loan was repayable in January 2021 and an extension to 31 October 2021 is currently being negotiated with Santander in order to allow time for refinancing discussions to be concluded.

Detailed budget and cash flow forecasts for the Group's operations demonstrated that the Group has sufficient resources to meet its liabilities as they fall due for at least the next 12 months. In addition, a sensitivity analysis was performed in respect of the key assumptions underpinning the forecasts in order to assess any possible further impact of Covid-19.

Our sensitivity analysis applied the following:

- A 100% reduction in cashflow from the South African mining operations and a 5% reduction in pricing
- A 20% reduction in property values
- A 20% reduction in the recoverability of rent
- A 100% reduction in investment income

Although the final outcome of the impact of Covid-19 on the Group's operations is uncertain, when applying the above sensitivities to the forecasts, the Group would be able to manage its business risks and have adequate cash resources to continue in operational existence for the foreseeable future.

As a result of the banking facilities held as well as the acceptable levels of cash expected to be held by the Group over the next 12 months, the Directors believe that the Group has adequate resources to continue in operational existence for the foreseeable future and that the Group is well placed to manage its business risks. Thus they continue to adopt the going concern basis of accounting in preparing the annual financial statements.

By order of the board

G.J Casey
Secretary

24 Bruton Place
London W1J 6NE

22 April 2021



Governance

Statement of the Chairman of the remuneration committee

The remuneration committee presents its report for the year ended 31 December 2020. The report is presented in two parts in accordance with the remuneration regulations.

The first part is the Annual Remuneration Report which details remuneration awarded to Directors and non-executive Directors during the year. The shareholders will be asked to approve the Annual Remuneration Report as an ordinary resolution (as in previous years) at the AGM in June 2021. During the year, in light of the macro-economic climate and the impact of the Covid-19 Pandemic, the board determined not to award bonuses to the directors. During the year, we also welcomed the appointment of Mr J Wong as a non-executive director of the Company. After consideration of his duties and obligations to the Company, the remuneration committee determined the appropriate fees to be paid to Mr J Wong in connection with his appointment.

The second part is the Remuneration Policy which details the remuneration policy for Directors, and can be found at www.bisichi.co.uk. The current remuneration policy was subject to a binding vote which was approved by shareholders at the AGM in July 2020. The approval will continue to apply for a 3 year period commencing from then. The committee reviewed the existing policy and deemed that no changes were necessary to the current arrangements.

Both of the above reports have been prepared in accordance with The Large & Medium-sized Companies and Groups (Accounts and Reports) (Amendment) Regulations 2013.

The company's auditors, BDO LLP are required by law to audit certain disclosures and where disclosures have been audited they are indicated as such.


Christopher Joll
Chairman - remuneration committee

24 Bruton Place
London W1J 6NE

22 April 2021

Governance

Annual remuneration report

The following information has been audited:

Single total figure of remuneration for the year ended 31 December 2020:

	Salaries and Fees £'000	Benefits £'000	Bonuses £'000	Long Term Incentive Awards £'000	Pension £'000	Total 2020 £'000	Total Fixed Remuner- ation £'000	Total Variable Remuner- ation £'000
Executive Directors								
Sir Michael Heller	83	-	-	-	-	83	83	-
A R Heller	495	56	-	-	-	551	551	-
G J Casey	154	20	-	-	11	185	185	-
R Grobler	193	10	-	-	16	219	219	-
Non-Executive Directors								
C A Joll*	40	-	-	-	-	40	40	-
J A Sibbald*	3	3	-	-	-	6	6	-
J Wong (appointed 15 October 2020)	12	-	-	-	-	12	12	-
Total	980	88	-	-	27	1,096	1,096	-

*Members of the remuneration committee for the year ended 31 December 2020

Single total figure of remuneration for the year ended 31 December 2019:

	Salaries and Fees £'000	Benefits £'000	Bonuses £'000	Long Term Incentive Awards £'000	Pension £'000	Total 2019 £'000	Total Fixed Remuner- ation £'000	Total Variable Remuner- ation £'000
Executive Directors								
Sir Michael Heller	83	-	200	-	-	283	83	200
A R Heller	495	40	500	-	-	1,035	535	500
G J Casey	149	17	200	-	20	386	186	200
R Grobler	208	12	195	-	16	431	236	195
Non-Executive Directors								
C A Joll*	38	-	-	-	-	38	38	-
J A Sibbald*	3	3	-	-	-	6	6	-
Total	976	72	1,095	-	36	2,179	1,084	1,095

*Members of the remuneration committee for the year ended 31 December 2019

Governance Annual remuneration report

Summary of directors' terms	Date of contract	Unexpired term	Notice period
Executive directors			
Sir Michael Heller	November 1972	Continuous	6 months
A R Heller	January 1994	Continuous	3 months
G J Casey	June 2010	Continuous	3 months
R J Grobler	April 2008	Continuous	3 months
Non-executive directors			
C A Joll	February 2001	Continuous	3 months
J A Sibbald	October 1988	Continuous	3 months
J Wong	October 2020	Continuous	3 months

Pension schemes and incentives

Two (2019: Two) directors have benefits under money purchase pension schemes. Contributions in 2020 were £27,323 (2019: £36,640), see table above. There are no additional benefits payable to any director in the event of early retirement.

Scheme interests awarded during the year

During the year no share options were granted under share option schemes.

Share option schemes

The company currently has only one Unapproved Share Option Scheme which is not subject to HM revenue and Customs (HMRC) approval. The 2012 scheme was approved by the remuneration committee of the company on 28 September 2012.

	Option price*	1 January 2020	Number of share options Options granted/ (Surrendered) in 2020	31 December 2020	Exercisable from	Exercisable to
The 2012 Scheme						
A R Heller	87.01p	150,000	-	150,000	18/09/2015	17/09/2025
A R Heller	73.50p	150,000	-	150,000	06/02/2018	06/02/2028
G J Casey	87.01p	150,000	-	150,000	18/09/2015	17/09/2025
G J Casey	73.50p	230,000	-	230,000	06/02/2018	06/02/2028

*Middle market price at date of grant

No consideration is payable for the grant of options under the 2012 Unapproved Share Option Scheme. There are no performance or service conditions attached to the 2012 Unapproved Share Option scheme. No part of the award was attributable to share price appreciation and no discretion has been exercised as a result of share price appreciation or depreciation. During the year, there were no changes to the exercise price or exercise period for the options.

Governance Annual remuneration report

Payments to past directors

No payments were made to past directors in the year ended 31 December 2020 (2019: £nil).

Payments for loss of office

No payments for loss of office were made in the year ended 31 December 2020 (2019: £nil).

Statement of Directors' shareholding and share interest

Directors' interests

The interests of the directors in the shares of the company, including family and trustee holdings where appropriate, were as follows:

	Beneficial		Non-beneficial	
	31.12.2020	1.1.2020	31.12.2020	1.1.2020
Sir Michael Heller	148,783	148,783	181,334	181,334
A R Heller	785,012	785,012	-	-
R J Grobler	-	-	-	-
G J Casey	40,000	40,000	-	-
C A Joll	-	-	-	-
J A Sibbald	-	-	-	-
J Wong	-	-	-	-

There are no requirements or guidelines for any director to own shares in the Company.

The following section is unaudited.

The following graph illustrates the company's performance compared with a broad equity market index over a ten year period. Performance is measured by total shareholder return. The directors have chosen the FTSE All Share Mining index as a suitable index for this comparison as it gives an indication of performance against a spread of quoted companies in the same sector.

The middle market price of Bisichi PLC ordinary shares at 31 December 2020 was 60p (2019: 109p). During the year the share price ranged between 45p and 120p.

Governance Annual remuneration report

Remuneration of the Managing Director over the last ten years

The table below demonstrates the remuneration of the holder of the office of Managing Director for the last ten years for the period from 1 January 2010 to 31 December 2020.

Year	Managing Director	Managing Director Single total figure of remuneration £'000	Annual bonus payout against maximum opportunity* %	Long-term incentive vesting rates against maximum opportunity* %
2020	A R Heller	495	0%	N/A
2019	A R Heller	1,035	34%	N/A
2018	A R Heller	1,073	34%	N/A
2017	A R Heller	898	25%	N/A
2016	A R Heller	850	22%	N/A
2015	A R Heller	912	22%	N/A
2014	A R Heller	862	22%	N/A
2013	A R Heller	614	N/A	N/A
2012	A R Heller	721	N/A	N/A
2011	A R Heller	626	N/A	N/A

Bisichi PLC does not have a Chief Executive so the table includes the equivalent information for the Managing Director.

*There were no formal criteria or conditions to apply in determining the amount of bonus payable or the number of shares to be issued prior to 2014.

Percentage change in remuneration and Company performance

Director	Base Salary % Change 2020 v 2019	Benefits % Change 2020 v 2019	Bonuses % Change 2020 v 2019
Executive:			
Sir Michael Heller	0%	0%	(100%)
A R Heller	0%	40%	(100%)
G J Casey	3%	18%	(100%)
R Grobler	(7%)	(17%)	(100%)
Non-Executive:			
C A Joll	5%	0%	0%
J A Sibbald	0%	0%	0%
J Wong ¹	N/A	N/A	N/A
Employee remuneration on a full-time equivalent basis:			
Employees of the Company ²	1%	33%	(100%)

1 Mr J Wong was appointed as a non-executive Director on 15 October 2020 so the annual change is not applicable.

2 The comparator group chosen is all UK based employees as the remuneration committee believe this provides the most accurate comparison of underlying increases based on similar annual bonus performances utilised by the Group.

Governance Annual remuneration report

Relative importance of spend on pay

The total expenditure of the Group on remuneration to all employees (see Notes 29 and 9 to the financial statements) is shown below:

	2020 £'000	2019 £'000
Employee remuneration	5,890	7,783
Distribution-to-shareholders	-	107

Statement of implementation of remuneration policy

The remuneration policy was approved at the AGM on 9 July 2020. The policy took effect from the conclusion of the AGM and will apply for 3 years unless changes are deemed necessary by the remuneration committee. The company may not make a remuneration payment or payment for loss of office to a person who is, is to be, or has been a director of the company unless that payment is consistent with the approved remuneration policy, or has otherwise been approved by a resolution of members. During the year, there were no deviations from the procedure for the implementation of the remuneration policy as set out in the policy.

Consideration by the directors of matters relating to directors' remuneration

The remuneration committee considered the executive directors remuneration and the board considered the non-executive directors remuneration in the year ended 31 December 2020. The Company did not engage any consultants to provide advice or services to materially assist the remuneration committee's considerations.

Shareholder voting

At the Annual General Meeting on 9 July 2020, there was an advisory vote on the resolution to approve the remuneration report, other than the part containing the remuneration policy. In addition, on 9 July 2020 there was a binding vote on the resolution to approve the current remuneration policy the results of which are detailed below:

	% of votes for	% of votes against	No of votes withheld
Resolution to approve the Remuneration Report (9 July 2020)	69.87%	30.13%	-
Resolution to approve the Remuneration Policy (9 July 2020)	69.87%	30.13%	-

The remuneration committee and directors have considered the percentage of votes against the resolutions to approve the remuneration report and policy. Reasons given by shareholders, as known by the directors, have been the level of remuneration awarded and the general remuneration policy itself. The remuneration committee consider the remuneration policy and performance conditions within remain appropriate and therefore no further action has been taken.

Service contracts

All executive directors have full-time contracts of employment with the company. Non-executive directors have contracts of service. No director has a contract of employment or contract of service with the company, its joint venture or associated companies with a fixed term which exceeds twelve months. Directors notice periods (see page 33 of the annual remuneration report) are set in line with market practice and of a length considered sufficient to ensure an effective handover of duties should a director leave the company.

All directors' contracts as amended from time to time, have run from the date of appointment. Service contracts are kept at the registered office.

Governance Annual remuneration report

Remuneration policy table

The remuneration policy table below is an extract of the Group's current remuneration policy on directors' remuneration, which was approved by a binding vote at the 2020 AGM. The approved policy took effect from 9 July 2020. A copy of the full policy can be found at www.bisichi.co.uk.

Element	Purpose	Policy	Operation	Opportunity and performance conditions
Executive directors				
Base salary	To recognise: Skills Responsibility Accountability Experience Value	Considered by remuneration committee on appointment. Set at a level considered appropriate to attract, retain motivate and reward the right individuals.	Reviewed annually Paid monthly in cash	No individual director will be awarded a base salary in excess of £700,000 per annum. No specific performance conditions are attached to base salaries.
Pension	To provide competitive retirement benefits	Company contribution offered at up to 10% of base salary as part of overall remuneration package.	The contribution payable by the company is included in the director's contract of employment. Paid into money purchase schemes	Company contribution offered at up to 10% of base salary as part of overall remuneration package. No specific performance conditions are attached to pension contributions.
Benefits	To provide a competitive benefits package	Contractual benefits can include but are not limited to: Car or car allowance Group health cover Death in service cover Permanent health insurance	The committee retains absolute discretion to approve changes in contractual benefits in exceptional circumstances or where factors outside the control of the Group lead to increased costs (e.g. medical inflation)	The costs associated with benefits offered are closely controlled and reviewed on an annual basis. No director will receive benefits of a value in excess of 30% of his base salary. No specific performance conditions are attached to contractual benefits. The value of benefits for each director for the year ended 31 December 2020 is shown in the table on page 32.

Governance Annual remuneration report

Element	Purpose	Policy	Operation	Opportunity and performance conditions
Annual Bonus	To reward and incentivise	In assessing the performance of the executive team, and in particular to determine whether bonuses are merited the remuneration committee takes into account the overall performance of the business. Bonuses are generally offered in cash	The remuneration committee determines the level of bonus on an annual basis applying such performance conditions and performance measures as it considers appropriate	<p>The current maximum bonus opportunity will not exceed 200% of base salary in any one year, but the remuneration committee reserves the power to award up to 300% in an exceptional year.</p> <p>There is no formal framework by which the company assesses performance and performance conditions and measures will be assessed on an annual basis by the remuneration committee. In determining the level of the bonus, the remuneration committee will take into account internal and external factors and circumstances that occur during the year under review. The performance measures applied may be financial, non-financial, corporate, divisional or individual and in such proportion as the remuneration committee considers appropriate to the prevailing circumstances. The company does not consider, given the company's size, nature and stage of operations that a formal framework is required.</p>
Share Options	To provide executive directors with a long-term interest in the company	Granted under existing schemes (see page 33)	Offered at appropriate times by the remuneration committee	<p>Entitlement to share options is not subject to any specific performance conditions.</p> <p>Share options will be offered by the remuneration committee as appropriate taking into account the factors considered above in the decision making process in determining remuneration policy.</p> <p>The aggregate number of shares over which options may be granted under all of the company's option schemes (including any options and awards granted under the company's employee share plans) in any period of ten years, will not exceed, at the time of grant, 10% of the ordinary share capital of the company from time to time. In determining the limits no account shall be taken of any shares where the right to acquire the shares has been released, lapsed or has otherwise become incapable of exercise.</p> <p>The company currently has one Share Option Scheme (see page 33). For the 2012 scheme the remuneration committee has the ability to impose performance criteria in respect of any new share options granted, however there is no requirement to do so. There are no performance conditions attached to the options already issued under the 2012 scheme, the options vest on issue and there are no minimum hold periods for the resulting shares issued on exercise of the option.</p>

Governance Annual remuneration report

Element	Purpose	Policy	Operation	Opportunity and performance conditions
Non-executive directors				
Base salary	To recognise: Skills Experience Value	Considered by the board on appointment. Set at a level considered appropriate to attract, retain and motivate the individual. Experience and time required for the role are considered on appointment.	Reviewed annually	No individual director will be awarded a base salary in excess of £60,000 per annum. No specific performance conditions are attached to base salaries.
Pension		No pension offered		
Benefits		No benefits offered except to one non-executive director who is eligible for health cover (see annual remuneration report page 32)	The committee retains the discretion to approve changes in contractual benefits in exceptional circumstances or where factors outside the control of the Group lead to increased costs (e.g. medical inflation)	The costs associated with the benefit offered is closely controlled and reviewed on an annual basis. No director will receive benefits of a value in excess of 30% of his base salary. No specific performance conditions are attached to contractual benefits.
Share Options		Non-executive directors do not participate in the share option schemes		

In order to ensure that shareholders have sufficient clarity over director remuneration levels, the company has, where possible, specified a maximum that may be paid to a director in respect of each component of remuneration. The remuneration committee consider the performance measures outlined in the table above to be appropriate measures of performance and that the KPI's chosen align the interests of the directors and shareholders.

Details of remuneration of other company employees can be found in Note 29 to the financial statements.

Audit committee report

The committee's terms of reference have been approved by the board and follow published guidelines, which are available from the company secretary. The audit committee comprises the two non-executive directors, Christopher Joll (chairman), an experienced financial PR executive and John Sibbald, a retired chartered accountant.

The Audit Committee's prime tasks are to:

- review the scope of external audit, to receive regular reports from the auditor and to review the half-yearly and annual accounts before they are presented to the board, focusing in particular on accounting policies and areas of management judgment and estimation;
- monitor the controls which are in force to ensure the integrity of the information reported to the shareholders;
- assess key risks and to act as a forum for discussion of risk issues and contribute to the board's review of the effectiveness of the Group's risk management control and processes;
- act as a forum for discussion of internal control issues and contribute to the board's review of the effectiveness of the Group's internal control and risk management systems and processes;
- consider each year the need for an internal audit function;

- advise the board on the appointment of external auditors and rotation of the audit partner every five years, and on their remuneration for both audit and non-audit work, and discuss the nature and scope of their audit work;
- participate in the selection of a new external audit partner and agree the appointment when required;
- undertake a formal assessment of the auditors' independence each year which includes:
 - ~ a review of non-audit services provided to the Group and related fees;
 - ~ discussion with the auditors of a written report detailing all relationships with the company and any other parties that could affect independence or the perception of independence;
 - ~ a review of the auditors' own procedures for ensuring the independence of the audit firm and partners and staff involved in the audit, including the regular rotation of the audit partner; and
 - ~ obtaining written confirmation from the auditors that, in their professional judgement, they are independent.

Meetings

The committee meets prior to the annual audit with the external auditors to discuss the audit plan and again prior to the publication of the annual results. These meetings are attended by the external audit partner, managing director, director of finance and company secretary. Prior to bi-monthly board meetings the members of the committee meet on an informal basis to discuss any relevant matters which may have arisen. Additional formal meetings are held as necessary.

During the past year the committee:

- met with the external auditors, and discussed their reports to the Audit Committee;
- approved the publication of annual and half-year financial results;
- considered and approved the annual review of internal controls;
- decided that due to the size and nature of operation there was not a current need for an internal audit function;
- agreed the independence of the auditors and approved their fees for both audit related and non-audit services as set out in note 5 to the financial statements.

Governance **Audit committee report**

Financial reporting

As part of its role, the Audit Committee assessed the audit findings that were considered most significant to the financial statements, including those areas requiring significant judgment and/or estimation. When assessing the identified financial reporting matters, the committee assessed quantitative materiality primarily by reference to profit before tax. The Board also gave consideration to:

- the carrying value of the Group's total assets, given that the Group operates a principally asset based business;
- the value of revenues generated by the Group, given the importance of production;
- Adjusted EBITDA, given that it is a key trading KPI, when determining quantitative materiality; and
- Going concern, given the impact of Covid-19 pandemic on the Group's operations.

The qualitative aspects of any financial reporting matters identified during the audit process were also considered when assessing their materiality. Based on the considerations set out above we have considered quantitative errors individually or in aggregate in excess of approximately £300,000 to £350,000 to be material.

External Auditors

BDO LLP held office throughout the year. In the United Kingdom the company is provided with extensive administration and accounting services by London & Associated Properties PLC which has its own audit committee and employs a separate firm of external auditors, RSM UK Audit LLP. BDO South Africa Inc. acts as the external auditor to the South African companies, and the work of that firm was reviewed by BDO LLP for the purpose of the Group audit.



Christopher Jpl
Chairman – audit committee

24 Bruton Place
London W1J 6NE
22 April 2021

Governance

Valuers' certificates

To the directors of Bisichi PLC

In accordance with your instructions we have carried out a valuation of the freehold property interests held as at 31 December 2020 by the company as detailed in our Valuation Report dated 19 February 2021.

Having regard to the foregoing, we are of the opinion that the open market value as at 31 December 2020 of the interests owned by the company was £10,270,000 being made up as follows:

	£'000
Freehold	7,875
Leasehold	2,395
	10,270

Leeds
19 February 2021

Carter Towler
Regulated by Royal Institute of Chartered Surveyors

Governance

Directors' responsibilities statement

The directors are responsible for preparing the annual report and the financial statements in accordance with applicable law and regulations.

Company law requires the directors to prepare financial statements for each financial year. Under that law the directors are required to prepare the Group financial statements in accordance with international accounting standards in conformity with the requirements of the Companies Act 2006 and in accordance with international financial reporting standards adopted pursuant to Regulation (EC) No 1606/2002 as it applies in the European Union. The directors have elected to prepare the company financial statements in accordance with United Kingdom Generally Accepted Accounting Practice (United Kingdom Accounting Standards and applicable law). Under company law the directors must not approve the financial statements unless they are satisfied that they give a true and fair view of the state of affairs of the Group and company and of the profit or loss for the Group for that period.

In preparing these financial statements, the directors are required to:

- select suitable accounting policies and then apply them consistently;
- make judgements and accounting estimates that are reasonable and prudent;
- state with regard to the Group financial statements whether they have been prepared in accordance with international accounting standards in conformity with the requirements of the Companies Act 2006 and in accordance with international financial reporting standards adopted pursuant to Regulation (EC) No 1606/2002 as it applies in the European Union subject to any material departures disclosed and explained in the financial statements;
- state with regard to the parent company financial statements, whether applicable UK accounting standards have been followed, subject to any material departures disclosed and explained in the financial statements;
- prepare the financial statements on the going concern basis unless it is inappropriate to presume that the company and the Group will continue in business; and
- prepare a director's report, a strategic report and director's remuneration report which comply with the requirements of the Companies Act 2006.

The directors are responsible for keeping adequate accounting records that are sufficient to show and explain the company's transactions and disclose with reasonable accuracy at any time the financial position of the company and enable them to ensure that the financial statements comply with the Companies Act 2006 and, as regards the Group financial statements, Article 4 of the IAS Regulation. They are also responsible for safeguarding the assets of the company and hence for taking reasonable steps for the prevention and detection of fraud and other irregularities. The Directors are responsible for ensuring that the annual report and accounts, taken as a whole, are fair, balanced, and understandable and provides the information necessary for shareholders to assess the Group's performance, business model and strategy.

Website publication

The directors are responsible for ensuring the annual report and the financial statements are made available on a website. Financial statements are published on the company's website in accordance with legislation in the United Kingdom governing the preparation and dissemination of financial statements, which may vary from legislation in other jurisdictions. The maintenance and integrity of the company's website is the responsibility of the directors. The directors' responsibility also extends to the ongoing integrity of the financial statements contained therein.

Directors' responsibilities pursuant to DTR4

The directors confirm to the best of their knowledge:

- the Group financial statements have been prepared in accordance with international accounting standards in conformity with the requirements of the Companies Act 2006 and in accordance with international financial reporting standards adopted pursuant to Regulation (EC) No 1606/2002 as it applies in the European Union and Article 4 of the IAS Regulation and give a true and fair view of the assets, liabilities, financial position and profit and loss of the Group.
- the annual report includes a fair review of the development and performance of the business and the financial position of the Group and the parent company, together with a description of the principal risks and uncertainties that they face.

Independent auditor's report to the members of Bisichi PLC

Opinion on the financial statements

In our opinion:

the financial statements give a true and fair view of the state of the Group's and of the Parent Company's affairs as at 31 December 2020 and of the Group's loss for the year then ended;

- the Group financial statements have been properly prepared in accordance with international accounting standards in conformity with the requirements of the Companies Act 2006;
- the Group financial statements have been properly prepared in accordance with international financial reporting standards adopted pursuant to Regulation (EC) No 1606/2002 as it applies in the European Union;
- the Parent Company financial statements have been properly prepared in accordance with United Kingdom Generally Accepted Accounting Practice; and
- the financial statements have been prepared in accordance with the requirements of the Companies Act 2006; and, as regards the Group financial statements, Article 4 of the IAS Regulation.

We have audited the financial statements of Bisichi Plc (the 'Parent Company') and its subsidiaries (the 'Group') for the year ended 31 December 2020 which comprise the consolidated income statement, the consolidated statement of other comprehensive income, the consolidated balance sheet, the consolidated statement of changes in shareholders' equity, the consolidated cash flow statement, the company balance sheet, the company

statement of changes in equity and notes to the financial statements, including a summary of significant accounting policies. The financial reporting framework that has been applied in their preparation is applicable law and international accounting standards in conformity with the requirements of the Companies Act 2006 and international financial reporting standards adopted pursuant to Regulation (EC) No 1606/2002 as it applies in the European Union. The financial reporting framework that has been applied in the preparation of the Parent Company financial statements is applicable law and United Kingdom Accounting Standards, including Financial Reporting Standard 101 *Reduced Disclosure Framework* (United Kingdom Generally Accepted Accounting Practice).

Basis for opinion

We conducted our audit in accordance with International Standards on Auditing (UK) (ISAs (UK)) and applicable law. Our responsibilities under those standards are further described in the Auditor's responsibilities for the audit of the financial statements section of our report. We believe that the audit evidence we have obtained is sufficient and appropriate to provide a basis for our opinion. Our audit opinion is consistent with the additional report to the Audit Committee.

Independence

We were appointed by the members at the Annual General meeting on 09 July 2020 to audit the financial statements for the year ending 31 December 2020. The period of total uninterrupted engagement including retenders and reappointments is 33 years, covering the years ending 31 December 1987 to 31 December 2020.

We remain independent of the Group and the Parent Company in accordance with the ethical requirements that are relevant to our audit of the financial statements in the UK, including the ERC's Ethical Standard as applied to listed public interest entities, and we have fulfilled our other ethical responsibilities in accordance with these requirements. The non-audit services prohibited by that standard were not provided to the Group or the Parent Company.

Conclusions relating to going concern

In auditing the financial statements, we have concluded that the Directors' use of the going concern basis of accounting in the preparation of the financial statements is appropriate.

Management have undertaken a risk assessment and carried out various sensitivities on the cash flow forecast to consider the impact of COVID-19 on the Going Concern assumption. See page 58 for the Group's disclosure on Going Concern including a summary of trade facilities available and how the Directors have assessed it appropriate to continue to adopt the Going Concern basis.

Any significant changes in operations or unreasonable cash flow assumptions used could result in the Group not being able to meet its liabilities as they fall due. Given the current impact COVID-19 is having across the capital markets we consider this to be a risk to the Going Concern assumption and a key audit matter.

Governance **Independent auditor's report to the members of Bisichi PLC**

Our response to this key audit matter and our evaluation of the Directors' assessment of the Group and the Parent Company's ability to continue to adopt the going concern basis of accounting included:

We inspected the confirmation from the South African Government that Black Wattle Colliery is able to continue production and sale of coal in both the domestic markets and export markets.

We performed a detailed review of management's going concern assessment and supporting cash flow forecast, challenging the key operating assumptions based on 2020 and 2021 actual results and external data and market commentary, where possible.

We tested the integrity of the forecast model checking the accuracy and completeness of the model, including challenging the appropriateness of estimates and assumptions with reference to empirical data and external evidence with specific focus on the following assumptions: starting cash balance, property prices, rent recoverability, yields achieved, pricing, production levels and exchange rates and assessed their consistency with approved budgets and the mine development plan, as applicable.

We discussed the potential impact of COVID-19 with management including their assessment of risks and uncertainties associated with areas such as the Group's workforce, supply chain, production disruption, sales, price volatility and the ability to renew existing facilities under such scenarios. We formed our own assessment of risks and uncertainties based on our understanding of the business and mining sector and compared this to Management's model.

We evaluated management's sensitivity analysis and performed our own sensitivity analysis in respect of the key assumptions underpinning the forecasts including specific scenarios associated with COVID-19.

We have performed a reverse stress test sensitivity and note that the breakeven point of the models (combined) would be a 72% reduction in rent, 100% reduction in investment income, 100% reduction in cash flow from SA, 30% reduction in property valuations and a 10% decrease in coal prices.

We assessed the reasonableness of any mitigating actions identified by Management by checking these were contractually possible, this included reviewing the group's banking facility contracts to vouch remedial action should covenants be breached.

We confirmed the terms of all facilities in place and the consistency of the forecasts with the facilities. We assessed the risk of any covenant breaches under the base case and sensitivity scenarios.

We note that during the year covenants were breached in the mining operations in South Africa. These covenant breaches were waived and the facility was renewed post year end. This has been disclosed in note 20.

We reviewed post year-end operational and financial data comparing it to the current level of operations which the Group maintains.

We reviewed the adequacy and completeness of the disclosure included within the financial statements in respect of going concern.

Based on the work we have performed, we have not identified any material uncertainties relating to events or conditions that, individually or collectively, may cast significant doubt on the entity's ability to continue as a going concern for a period of at least twelve months from when the financial statements are authorised for issue.

Our responsibilities and the responsibilities of the Directors with respect to going concern are described in the relevant sections of this report.

Overview

Coverage	100% (2019: 100%) of Group total assets	
	100% (2019: 100%) of Group revenue	
Key audit matters	2020 2019	
	Valuation of investment and development property	✓ ✓
	Going concern and covenant compliance	✓ ✓
Materiality	Group financial statements as a whole	
	£300,000 (2019: £300,000) based on 1% of total revenue (2019: 5.4% adjusted Profit before tax)	

Governance Independent auditor's report to the members of Bisichi PLC

An overview of the scope of our audit

Our Group audit was scoped by obtaining an understanding of the Group and its environment, including the Group's system of internal control, and assessing the risks of material misstatement in the financial statements. We also addressed the risk of management override of internal controls, including assessing whether there was evidence of bias by the Directors that may have represented a risk of material misstatement.

The Group's operations principally comprise property interests in the United Kingdom and an operating mine located in South Africa. We assessed there to be 7 significant components within the Group, comprising the mine in South Africa, corporate accounting function and property companies.

We performed a full scope audit of each of the UK property companies, corporate accounting function and consolidation. The remaining non-significant companies within the Group were principally subject to analytical review procedures. Two of the significant components are joint ventures and we carried out a full scope audit of these entities.

A BDO member firm performed a full scope audit of the mine in South Africa, under our direction and supervision as Group auditors.

Our involvement with component auditors

For the work performed by component auditors, we determined the level of involvement needed in order to be able to conclude whether sufficient appropriate audit evidence has been obtained as a basis for our opinion on the Group financial statements as a whole. Our involvement with component auditors included the following:

- Providing detailed Group reporting instructions which were sent to the component auditor and included the significant areas to be covered by the audit (including areas that were considered to be key audit matters as detailed below), and set out the information required to be reported to the Group audit team.
- Performed a review of the component audit files and held virtual meetings with the component audit team during the planning and completion phases of their audit.
- Directed a site visit undertaken by the component auditors. Instructed on specific areas to be viewed and attended a debrief call on the results of the site visit.
- The Group audit team was actively involved in the direction of the audits performed by the component auditors for Group reporting purposes, along with the consideration of findings and determination of conclusions drawn. We performed our own procedures in respect of the significant risk areas that represented Key Audit Matters in addition to the procedures performed by the component auditor.

Key audit matters

Key audit matters are those matters that, in our professional judgement, were of most significance in our audit of the financial statements of the current period and include the most significant assessed risks of material misstatement (whether or not due to fraud) that we identified, including those which had the greatest effect on: the overall audit strategy, the allocation of resources in the audit, and directing the efforts of the engagement team. These matters were addressed in the context of our audit of the financial statements as a whole, and in forming our opinion thereon, and we do not provide a separate opinion on these matters. In addition to the key audit matter described in the Conclusions relating to going concern section, we have determined the matter described below to be a key audit matter.

Governance Independent auditor's report to the members of Bisichi PLC

Key audit matter	How the scope of our audit addressed the key audit matter	
<p>Valuation of Investment property and development property</p> <p>The Group holds investment property at fair value (see note 11 and Key judgements and estimates) together with further investment property held at fair value in the Group's Dragon Retail Joint Venture (note 14).</p>	<p>The assessment of fair value for the property portfolio is a significant judgement taken in the Annual Report and includes estimates made by the Directors, including assessment of independent third party valuations obtained for the portfolio which have a significant impact on the results of the Group.</p> <p>Each valuation requires consideration of the individual nature of the property, its location, its cash flows and comparable market transactions. The valuation of these properties requires assessment of the market yield as well as consideration of the current rental agreements.</p> <p>Any significant input inaccuracies or unreasonable bases used in these judgements (such as in respect of estimated rental value and net initial yield applied) could result in a material misstatement.</p> <p>There is also an inherent risk that management may influence valuation judgements. Given these factors, this was considered to be an area of focus for our audit.</p>	<p>We assessed the competency, independence and objectivity of the Group's independent external valuers which included making inquiries regarding interests and relationships that may have created a threat to the valuer's objectivity.</p> <p>We reviewed the scope of the valuations and confirmed that it was in accordance with the Statements of Asset Valuation and Guidance Notes published by The Royal Institution of Chartered Surveyors.</p> <p>We reviewed the independent external valuation reports and confirmed their consistency with the valuations presented in the financial statements.</p> <p>We met with the independent external valuers, who valued all of the Group's investment properties, to understand the assumptions and methodologies used in valuing these properties, the market evidence supporting the valuation assumptions and the valuation movements in the period.</p> <p>We used our knowledge and experience to evaluate and challenge the valuation assumptions, methodologies and the inputs used. This included establishing our own range of expectations for the valuation of investment property based on externally available metrics.</p> <p>We agreed a sample of key observable valuation inputs supplied to and used by the external valuer and Directors to information audited by us, where applicable, or supporting market documentation.</p> <p>We reviewed the disclosures contained within the financial statements, specifically including COVID-19 and the impact on the property portfolio. In particular we reviewed the risk disclosures including the principal risks and uncertainties and key judgements and estimates.</p> <p>Key observations:</p> <p>We found that the key judgments and estimates included in the valuation calculation to be reasonable, and the disclosures to be in line with the accounting standards.</p>

Our application of materiality

We apply the concept of materiality both in planning and performing our audit, and in evaluating the effect of misstatements. We consider materiality to be the magnitude by which misstatements, including omissions, could influence the economic decisions of reasonable users that are taken on the basis of the financial statements.

In order to reduce to an appropriately low level the probability that any misstatements exceed materiality, we use a lower materiality level, performance materiality, to determine the extent of testing needed. Importantly, misstatements below these levels will not necessarily be evaluated as immaterial as we also take account of the nature of identified misstatements, and the particular circumstances of their occurrence, when evaluating their effect on the financial statements as a whole.

Governance Independent auditor's report to the members of Bisichi PLC

Based on our professional judgement, we determined materiality for the financial statements as a whole and performance materiality as follows:

	Group financial statements		Parent company financial statements	
	2020 £'000	2019 £'000	2020 £'000	2019 £'000
Materiality	300	300	135	135
Basis for determining materiality	1% of total revenue	5.4% of profit before tax	Restricted to 45% of Group materiality	Restricted to 45% of Group materiality
Rationale for the benchmark applied	Revenue was used as the Group was loss making during the period	As the Group was in a profit making position profit before tax was considered the most appropriate benchmark.	The Parent Company materiality was capped at a percentage of Group materiality. This was to address the aggregation risk in the group audit.	The Parent Company materiality was capped at a percentage of Group materiality. This was to address the aggregation risk in the group audit.
Performance materiality	225	225	101	101
Basis for determining performance materiality	Performance materiality was set at 75% of the above materiality based on our assessment of a number of factors including the expected total value of known and likely misstatements (based on past experience), our knowledge of the group's internal controls and management's attitude towards proposed adjustments.		Performance materiality was set at 75% of the above materiality level based on our assessment of a number of factors including the expected total value of known and likely misstatements (based on past experience), our knowledge of the group's internal controls and management's attitude towards proposed adjustments.	

Component materiality

We set materiality for each component of the Group based on a percentage of between 15% and 75% of Group materiality dependent on the size and our assessment of the risk of material misstatement of that component.

Component materiality ranged from £18,000 to £225,000. In the audit of each component, we further applied performance materiality levels of 75% of the component materiality to our testing to ensure that the risk of errors exceeding component materiality was appropriately mitigated.

Reporting threshold

We agreed with the Audit Committee that we would report to them all individual

audit differences in excess of £6,000 (2019: £15,000). We also agreed to report differences below this threshold that, in our view, warranted reporting on qualitative grounds.

Other information

The directors are responsible for the other information. The other information comprises the information included in the annual report other than the financial statements and our auditor's report thereon. Our opinion on the financial statements does not cover the other information and, except to the extent otherwise explicitly stated in our report, we do not express any form of assurance

conclusion thereon. Our responsibility is to read the other information and, in doing so, consider whether the other information is materially inconsistent with the financial statements or our knowledge obtained in the course of the audit, or otherwise appears to be materially misstated. If we identify such material inconsistencies or apparent material misstatements, we are required to determine whether this gives rise to a material misstatement in the financial statements themselves. If, based on the work we have performed, we conclude that there is a material misstatement of this other information, we are required to report that fact.

We have nothing to report in this regard.

Governance **Independent auditor's report to the members of Bisichi PLC**

Other Companies Act 2006 reporting

Based on the responsibilities described below and our work performed during the course of the audit, we are required by the Companies Act 2006 and ISAs (UK) to report on certain opinions and matters as described below.

Strategic report and Directors' report	<p>In our opinion, based on the work undertaken in the course of the audit:</p> <ul style="list-style-type: none">• the information given in the Strategic report and the Directors' report for the financial year for which the financial statements are prepared is consistent with the financial statements; and• the Strategic report and the Directors' report have been prepared in accordance with applicable legal requirements. <p>In the light of the knowledge and understanding of the Group and Parent Company and its environment obtained in the course of the audit, we have not identified material misstatements in the Strategic report or the Directors' report.</p>
Directors' remuneration	<p>In our opinion, the part of the Directors' remuneration report to be audited has been properly prepared in accordance with the Companies Act 2006.</p>
Matters on which we are required to report by exception	<p>We have nothing to report in respect of the following matters in relation to which the Companies Act 2006 requires us to report to you if, in our opinion:</p> <ul style="list-style-type: none">• adequate accounting records have not been kept by the Parent Company, or returns adequate for our audit have not been received from branches not visited by us; or• the Parent Company financial statements and the part of the Directors' remuneration report to be audited are not in agreement with the accounting records and returns; or• certain disclosures of Directors' remuneration specified by law are not made; or• we have not received all the information and explanations we require for our audit.

Responsibilities of Directors

As explained more fully in the Directors' responsibilities statement, the Directors are responsible for the preparation of the financial statements and for being satisfied that they give a true and fair view, and for such internal control as the Directors determine is necessary to enable the preparation of financial statements that are free from material misstatement, whether due to fraud or error.

In preparing the financial statements, the Directors are responsible for assessing the Group's and the Parent Company's

ability to continue as a going concern, disclosing, as applicable, matters related to going concern and using the going concern basis of accounting unless the Directors either intend to liquidate the Group or the Parent Company or to cease operations, or have no realistic alternative but to do so.

Auditor's responsibilities for the audit of the financial statements

Our objectives are to obtain reasonable assurance about whether the financial

statements as a whole are free from material misstatement, whether due to fraud or error, and to issue an auditor's report that includes our opinion. Reasonable assurance is a high level of assurance, but is not a guarantee that an audit conducted in accordance with ISAs (UK) will always detect a material misstatement when it exists. Misstatements can arise from fraud or error and are considered material if, individually or in the aggregate, they could reasonably be expected to influence the economic decisions of users taken on the basis of these financial statements.

Governance Independent auditor's report to the members of Bisichi PLC

Extent to which the audit was capable of detecting irregularities, including fraud

Irregularities, including fraud, are instances of non-compliance with laws and regulations. We design procedures in line with our responsibilities, outlined above, to detect material misstatements in respect of irregularities, including fraud.

~~The extent to which our procedures are~~ capable of detecting irregularities, including fraud is detailed below:


- We gained an understanding of the legal and regulatory framework applicable to the group and the industry in which it operates, and considered the risk of acts by the group which were contrary to applicable laws and regulations, including fraud. These included but were not limited to compliance with Companies Act 2006 and international accounting standards
 - We communicated relevant identified laws and regulations and potential fraud risks to all engagement team members including the component auditor and remained alert to any indications of fraud or non-compliance with laws and regulations throughout the audit.
 - We focused on laws and regulations that could give rise to a material misstatement in the financial statements. Our tests included, but were not limited to:
 - o agreement of the financial statement disclosures to underlying supporting documentation;
 - o enquiries of management;
 - o review of minutes of board meetings throughout the period; and
 - o Obtaining an understanding of the control environment in monitoring compliance with laws and regulations which included consideration of the South African Mining Charter
- We gained an understanding of the key estimates and judgements and evaluated whether there was evidence of bias by the directors.
 - We also addressed the risk of management override of internal controls, including testing journals and evaluating whether there was evidence of bias by the directors that represented a risk of material misstatement due to fraud.

Our audit procedures were designed to respond to risks of material misstatement in the financial statements, recognising that the risk of not detecting a material misstatement due to fraud is higher than the risk of not detecting one resulting from error, as fraud may involve deliberate concealment by, for example, forgery, misrepresentations or through collusion. There are inherent limitations in the audit procedures performed and the further removed non-compliance with laws and regulations is from the events and transactions reflected in the financial statements, the less likely we are to become aware of it.

A further description of our responsibilities is available on the Financial Reporting Council's website at: www.frc.org.uk/auditorsresponsibilities. This description forms part of our auditor's report.

Use of our report

This report is made solely to the Parent Company's members, as a body, in accordance with Chapter 3 of Part 16 of the Companies Act 2006. Our audit work has been undertaken so that we might state to the Parent Company's members those matters we are required to state to them in an auditor's report and for no other purpose. ~~To the fullest extent~~ permitted by law, we do not accept or assume responsibility to anyone other than the Parent Company and the Parent Company's members as a body, for our audit work, for this report, or for the opinions we have formed.



Laura Pingree (Senior Statutory Auditor)
For and on behalf of BDO LLP, Statutory Auditor

London, United Kingdom

22 April 2021

BDO LLP is a limited liability partnership registered in England and Wales (with registered number OC305127).

Financial statements

- 52** Consolidated income statement
- 53** Consolidated statement of other comprehensive income
- 54** Consolidated balance sheet
- 56** Consolidated statement of changes in shareholders' equity
- 57** Consolidated cash flow statement
- 58** Group accounting policies
- 66** Notes to the financial statements
- 90** Company balance sheet
- 91** Company statement of changes in equity
- 92** Company accounting policies

Financial statements

Consolidated income statement

for the year ended 31 December 2020

		2020 Revaluations		2019 Revaluations			
	Notes	2020 Trading £'000	and impairment £'000	2020 Total £'000	2019 Trading £'000	and impairment £'000	2019 Total £'000
Group revenue	2	29,805	-	29,805	48,106	-	48,106
Operating costs	3	(30,916)	-	(30,916)	(40,649)	-	(40,649)
Operating (loss)/profit before depreciation, fair value adjustments and exchange movements		(1,111)	-	(1,111)	7,457	-	7,457
Depreciation	3	(2,193)	-	(2,193)	(2,190)	-	(2,190)
Operating (loss)/profit before fair value adjustments and exchange movements	1	(3,304)	-	(3,304)	5,267	-	5,267
Exchange gains/(losses)		39	-	39	(123)	-	(123)
Decrease in value of investment properties	4	-	(1,295)	(1,295)	-	(1,480)	(1,480)
Gain/(Loss) on investments held at fair value		-	67	67	-	(6)	(6)
Operating (loss)/profit	1	(3,265)	(1,228)	(4,493)	5,144	(1,486)	3,658
Share of (loss)/profit in joint ventures	13	-	(87)	(87)	-	20	20
(Loss)/Profit before interest and taxation		(3,265)	(1,315)	(4,580)	5,144	(1,466)	3,678
Interest receivable		25	-	25	28	-	28
Interest payable	7	(641)	-	(641)	(679)	-	(679)
(Loss)/Profit before tax	5	(3,881)	(1,315)	(5,196)	4,493	(1,466)	3,027
Taxation	8	1,225	177	1,402	(1,592)	160	(1,432)
(Loss)/ Profit for the year		(2,656)	(1,138)	(3,794)	2,901	(1,306)	1,595
Attributable to:							
Equity holders of the company		(2,216)	(1,138)	(3,354)	2,352	(1,306)	1,046
Non-controlling interest	27	(440)	-	(440)	549	-	549
(Loss)/Profit for the year		(2,656)	(1,138)	(3,794)	2,901	(1,306)	1,595
(Loss)/Profit per share - basic	10			(31.42p)			9.80p
(Loss)/Profit per share - diluted	10			(31.42p)			9.63p

Trading gains and losses reflect all the trading activity on mining and property operations and realised gains. Revaluation gains and losses reflects the revaluation of investment properties and other assets within the Group and any proportion of unrealised gains and losses within Joint Ventures. The total column represents the consolidated income statement presented in accordance with IAS 1.

Financial statements

Consolidated statement of other comprehensive income

for the year ended 31 December 2020

	2020 £'000	2019 £'000
(Loss)/Profit for the year	(3,794)	1,595
Other comprehensive income/(expense):		
Items that may be subsequently recycled to the income statement:		
Exchange differences on translation of foreign operations	(467)	(49)
Other comprehensive income for the year net of tax	(467)	(49)
Total comprehensive income for the year net of tax	(4,261)	1,546
Attributable to:		
Equity shareholders	(3,752)	1,004
Non-controlling interest	(509)	542
	(4,261)	1,546

Financial statements

Consolidated balance sheet


at 31 December 2020

	Notes	2020 £'000	2019 £'000
Assets			
Non-current assets			
Investment properties	11	10,471	11,748
Mining reserves, plant and equipment	12	10,174	9,508
Investments in joint ventures accounted for using equity method	13	1,255	1,342
Other investments at fair value through profit and loss ("FVPL")	13	1,746	287
Total non-current assets		23,646	22,885
Current assets			
Inventories	16	3,445	2,432
Trade and other receivables	17	6,958	7,559
Corporation tax recoverable		-	19
Investments in listed securities held at FVPL	18	833	1,119
Cash and cash equivalents		3,768	7,720
Total current assets		15,004	18,849
Total assets		38,650	41,734
Liabilities			
Current liabilities			
Borrowings	20	(5,110)	(5,103)
Trade and other payables	19	(10,856)	(7,619)
Current tax liabilities		(209)	(457)
Total current liabilities		(16,175)	(13,179)
Non-current liabilities			
Borrowings	20	(3,943)	(4,141)
Provision for rehabilitation	21	(1,442)	(1,554)
Lease liabilities	31	(427)	(232)
Deferred tax liabilities	23	(474)	(2,071)
Total non-current liabilities		(6,286)	(7,998)
Total liabilities		(22,461)	(21,177)
Net assets		16,189	20,557

Financial statements **Consolidated balance sheet**

	Notes	2019 £'000	2018 £'000
Equity			
Share capital	24	1,068	1,068
Share premium account		258	258
Translation reserve		(2,488)	(2,090)
Other reserves	25	707	707
Retained earnings		16,528	19,989
Total equity attributable to equity shareholders		16,073	19,932
Non-controlling interest	27	116	625
Total equity		16,189	20,557

These financial statements were approved and authorised for issue by the board of directors on 22 April 2021 and signed on its behalf by:



A R Heller
Director

G J Casey
Director

Company Registration No. 112155

Financial statements

Consolidated statement of changes in shareholders' equity

for the year ended 31 December 2020

	Share capital £'000	Share Premium £'000	Translation reserves £'000	Other reserves £'000	Retained earnings £'000	Total £'000	Non- controlling interest £'000	Total equity £'000
Balance at 1 January 2019	1,068	258	(2,048)	707	19,584	19,569	566	20,135
Profit for the year	-	-	-	-	1,046	1,046	549	1,595
Other comprehensive income	-	-	(42)	-	-	(42)	(7)	(49)
Total comprehensive income for the year	-	-	(42)	-	1,046	1,004	542	1,546
Dividend (note 9)	-	-	-	-	(641)	(641)	(483)	(1,124)
Balance at 1 January 2020	1,068	258	(2,090)	707	19,989	19,932	625	20,557
Loss for the year	-	-	-	-	(3,354)	(3,354)	(440)	(3,794)
Other comprehensive expense	-	-	(398)	-	-	(398)	(69)	(467)
Total comprehensive expense for the year	-	-	(398)	-	(3,354)	(3,752)	(509)	(4,261)
Dividend (note 9)	-	-	-	-	(107)	(107)	-	(107)
Balance at 31 December 2020	1,068	258	(2,488)	707	16,528	16,073	116	16,189

Financial statements

Consolidated cash flow statement

for the year ended 31 December 2020

	Year ended 31 December 2020 £'000	Year ended 31 December 2019 £'000
Cash flows from operating activities		
Operating profit	(4,493)	3,658
Adjustments for:		
Depreciation	2,193	2,190
Unrealised loss on investment properties	1,295	1,480
(Gain)/Loss on investments held at FVPL	(67)	6
Exchange adjustments	(39)	123
Cash flow before working capital	(1,111)	7,457
Change in inventories	(1,127)	(945)
Change in trade and other receivables	122	(790)
Change in trade and other payables	3,379	276
Cash generated from operations	1,263	5,998
Interest received	25	28
Interest paid	(641)	(679)
Income tax paid	(198)	(1,199)
Cash flow from operating activities	449	4,148
Cash flows from investing activities		
Acquisition of reserves, property, plant and equipment	(3,186)	(3,172)
Investment in joint venture	-	-
Disposal of other investments	253	-
Acquisition of other investments	(1,359)	(490)
Cash flow from investing activities	(4,292)	(3,662)
Cash flows from financing activities		
Borrowings drawn	61	3,818
Borrowings and lease liabilities repaid	(239)	(6,016)
Equity dividends paid	(107)	(641)
Minority dividends paid	-	(483)
Cash flow from financing activities	(285)	(3,322)
Net increase in cash and cash equivalents	(4,128)	(2,836)
Cash and cash equivalents at 1 January	2,878	5,686
Exchange adjustment	172	28
Cash and cash equivalents at 31 December	(1,078)	2,878
Cash and cash equivalents at 31 December comprise:		
Cash and cash equivalents as presented in the balance sheet	3,768	7,720
Bank overdrafts (secured)	(4,846)	(4,842)
	(1,078)	2,878

Financial statements

Group accounting policies

for the year ended 31 December 2020

Basis of accounting

The results for the year ended 31 December 2020 have been prepared in accordance with international accounting standards in conformity with the requirements of the Companies Act 2006 and in accordance with international financial reporting standards adopted pursuant to Regulation (EC) No 1606/2002 as it applies in the European

Union. In applying the Group's accounting policies and assessing areas of judgment and estimation materiality is applied as detailed on page 40 of the Audit Committee Report. The principal accounting policies are described below:

The Group financial statements are presented in £ sterling and all values are rounded to the nearest thousand pounds (£000) except when otherwise stated.

The functional currency for each entity in the Group, and for joint arrangements and associates, is the currency of the country in which the entity has been incorporated. Details of which country each entity has been incorporated can be found in Note 15 for subsidiaries and Note 14 for joint arrangements and associates.

The exchange rates used in the accounts were as follows:

	£1 Sterling: Rand		£1 Sterling: Dollar	
	2020	2019	2020	2019
Year-end rate	20.0145	18.5759	1.3663	1.3254
Annual average	21.0936	18.4326	1.2833	1.2781

Going concern

The Group has prepared cash flow forecasts which demonstrate that the Group has sufficient resources to meet its liabilities as they fall due for at least the next 12 months from date of signing.

In South Africa, the Covid-19 pandemic continues to have an impact on the Group's South African mining operations. In terms of business continuity, the Group's entities has remained in operation as the entities have been classified as essential businesses. Although the final impact of Covid-19 is uncertain, the directors have assessed the expected range of impact of the pandemic on its cashflow forecasts and have a reasonable expectation that the mine will retain adequate levels of cash to remain in operation for the foreseeable future.

In addition, a structured trade finance facility with Absa Bank Limited for R85million is held by Sisonke Coal

Processing (Pty) Limited, a 100% subsidiary of Black Wattle Colliery (Pty) Limited. This facility comprises of an R85million revolving facility to cover the working capital requirements of the Group's South African operations. The facility is renewable annually at 25 January and is secured against inventory, debtors and cash that are held in the Group's South African operations. The Directors do not foresee any reason why the facility will not continue to be renewed at the next renewal date, in line with prior periods and based on their banking relationships. As a consequence, the directors believe that the Group is well placed to manage its South African business risks successfully.

In the UK, both rental and investment income have been negatively impacted by the pandemic. Although the final impact of the pandemic is uncertain, the directors have assessed the range of expected impact of the pandemic on its UK and Group cashflow forecasts. The

forecasts demonstrate that the Group has sufficient resources to meet its liabilities as they fall due for at least the next 12 months from date of signing including those related to the Group's UK Loan facility outlined below.

The Group holds a 5 year term facility of £3.9m with Julian Hodge Bank Limited at an initial LTV of 40%. The loan is secured against the company's UK retail property portfolio. The amount repayable on the loan at year end was £3.8million. The debt package has a five year term and is repayable at the end of the term. The interest cost of the loan is 4.0% above LIBOR. Although the final impact of the Covid-19 pandemic on the new facility's banking covenants is uncertain, the directors have a reasonable expectation that the Group has adequate financial resources at short notice, including cash and listed equity investments, to ensure the existing facility's covenants are met on an ongoing basis.

Financial statements Group accounting policies

Dragon Retail Properties Limited, the Group's 50% owned joint venture, holds a Santander bank loan of £1.2million secured against its investment property, see note 14. The bank loan of £1.2million (Dragon) is secured by way of a first charge on specific freehold property at a value of £2.13 million. The interest cost of the loan is 2 per cent above LIBOR. A refinancing of this loan is currently underway. The loan was repayable in January 2021 and an extension to 31 October 2021 is currently being negotiated with Santander in order to allow time for refinancing discussions to be concluded.

Detailed budget and cash flow forecasts for the Group's operations demonstrated that the Group has sufficient resources to meet its liabilities as they fall due for at least the next 12 months. In addition, a sensitivity analysis was performed in respect of the key assumptions underpinning the forecasts in order to assess any possible further impact of Covid-19.

Our sensitivity analysis applied the following:

- A 100% reduction in cashflow from the South African mining operations and a 5% reduction in pricing
- A 20% reduction in property values
- A 20% reduction in the recoverability of rent
- A 100% reduction in investment income

Although the final outcome of the impact of Covid-19 on the Group's operations is uncertain, when applying the above sensitivities to the forecasts, the Group would be able to manage its business risks and have adequate cash resources to continue in operational existence for the foreseeable future.

As a result of the banking facilities held as well as the acceptable levels of cash expected to be held by the Group over the next 12 months, the Directors believe that the Group has adequate resources to continue in operational existence for the foreseeable future and that the Group is well placed to manage its business risks. Thus they continue to adopt the going concern basis of accounting in preparing the annual financial statements.

International Financial Reporting Standards (IFRS)

The Group has adopted all of the new and revised Standards and Interpretations issued by the International Accounting Standards Board ("IASB") that are relevant to its operations and effective for accounting periods beginning 1 January 2020.

The Group has not adopted any Standards or Interpretations in advance of the required implementation dates.

We are committed to improving disclosure and transparency and will continue to work with our different stakeholders to ensure they understand the detail of these accounting changes. We continue to remain committed to a robust financial policy.

Key judgements and estimates

Areas where key estimates and judgements are considered to have a significant effect on the amounts recognised in the financial statements include:

Life of mine and reserves

The directors consider their judgements and estimates surrounding the life of the mine and its reserves to have significant effect on the amounts recognised in the financial statements and to be an area where the financial statements are subject to significant estimation uncertainty. The life of mine remaining is currently estimated at 4 years. This life of mine is based on the Group's existing coal reserves including reserves acquired but subject to regulatory approval. The Group actively seeks new opportunities to extend the life of mine of its existing mining operations or develop new independent mining operations in South Africa. The life of mine excludes future coal purchases and coal reserve acquisitions. The Group's estimates of proven and probable reserves are prepared utilising the South African code for the reporting of exploration results, mineral resources and mineral reserves (the SAMREC code) and are subject to assessment by an independent Competent Person experienced in the field of coal geology and specifically opencast and pillar coal extraction. Estimates of coal reserves impact assessments of the carrying value of property, plant and equipment, depreciation calculations and rehabilitation and decommissioning provisions. There are numerous uncertainties inherent in estimating coal reserves and changes to these assumptions may result in restatement of reserves. These assumptions include geotechnical factors as well as economic factors such as commodity prices, production costs and yield.

Financial statements **Group accounting policies**

Depreciation, amortisation of mineral rights, mining development costs and plant & equipment

The annual depreciation/amortisation charge is dependent on estimates, including coal reserves and the related life of mine, expected development expenditure for probable reserves, the allocation of certain assets to relevant ore reserves and estimates of residual values of the processing plant. The charge can fluctuate when there are significant changes in any of the factors or assumptions used, such as estimating mineral reserves which in turn affects the life of mine or the expected life of reserves. Estimates of proven and probable reserves are prepared by an independent Competent Person. Assessments of depreciation/amortisation rates against the estimated reserve base are performed regularly. Details of the depreciation/amortisation charge can be found in note 12.

Provision for mining rehabilitation including restoration and decommissioning costs

A provision for future rehabilitation including restoration and decommissioning costs requires estimates and assumptions to be made around the relevant regulatory framework, the timing, extent and costs of the rehabilitation activities and of the risk free rates used to determine the present value of the future cash outflows. The provisions, including the estimates and assumptions contained therein, are reviewed regularly by management. The Group annually engages an independent expert to assess the cost of restoration and final decommissioning as part of management's assessment of the provision. Details of the provision for mining rehabilitation can be found in note 21.

Impairment

Property, plant and equipment representing the Group's mining assets in South Africa are reviewed for impairment when there are indicators of impairment. The impairment test is performed using the approved Life of Mine plan and those future cash-flow estimates are discounted using asset specific discount rates and are based on expectations about future operations. The impairment test requires estimates about production and sales volumes, commodity prices, proven and probable reserves (as assessed by the Competent Person), operating costs and capital expenditures necessary to extract reserves in the approved Life of Mine plan. Changes in such estimates could impact recoverable values of these assets. Details of the carrying value of property, plant and equipment can be found in note 12.

The impairment test indicated significant headroom as at 31 December 2020 and therefore no impairment is considered appropriate. The key assumptions include: coal prices, including domestic coal prices based on recent pricing and assessment of market forecasts for export coal; production based on proven and probable reserves assessed by the independent Competent Person and yields associated with mining areas based on assessments by the Competent Person and empirical data. An 8% reduction in average forecast coal prices or a 10% reduction in yield would give rise to a breakeven scenario. However, the directors consider the forecasted yield levels and pricing to be appropriate and supportable best estimates.

Fair value measurements of investment properties

An assessment of the fair value of investment properties, is required to be performed. In such instances, fair value measurements are estimated based on the amounts for which the assets and liabilities could be exchanged between market participants. To the extent possible, the assumptions and inputs used take into account externally verifiable inputs. However, such information is by nature subject to uncertainty. The fair value of investment property is set out in note 11, whilst the carrying value of investments in joint ventures which themselves include investment property held at fair value by the joint venture is set out at note 13.

Measurement of development property

The development property included within the Group's joint venture investment in West Ealing Projects limited is considered by Management to fall outside the scope of investment property. A property intended for sale in the ordinary course of business or in the process of construction or development for such sale, for example, property acquired exclusively with a view to subsequent disposal in the near future or for development and resale is expected to be recorded under the accounting standard of IAS 2 Inventories. The directors have discussed the commercial approach with the directors of the underlying joint venture and the current plan is to obtain further planning permission for the development and then sell or to complete the development and sell. The Directors therefore consider the key judgement of accounting treatment of the property development under IAS 2 Inventories to be correct.

Financial statements **Group accounting policies**

IAS 2 Inventories require the capitalised costs to be held at the lower of cost or net realisable value. At 31 December 2020, the costs capitalised within the development based on a director's appraisal for the property estimated the net realisable value at a surplus over the cost for the development. The directors have reviewed the underlying inputs and key assumptions made in the appraisal and consider them adequate. However, such information is by nature subject to uncertainty. The cost of the development property is set out in note 14.

Basis of consolidation

The Group accounts incorporate the accounts of Bisichi PLC and all of its subsidiary undertakings, together with the Group's share of the results of its joint ventures. Non-controlling interests in subsidiaries are presented separately from the equity attributable to equity owners of the parent company. On acquisition of a non-wholly owned subsidiary, the non-controlling shareholders' interests are initially measured at the non-controlling interests' proportionate share of the fair value of the subsidiaries net assets. Thereafter, the carrying amount of non-controlling interests is the amount of those interests at initial recognition plus the non-controlling interests' share of subsequent changes in equity. For subsequent changes in ownership in a subsidiary that do not result in a loss of control, the consideration paid or received is recognised entirely in equity.

The definition of control assumes the simultaneous fulfilment of the following three criteria:

- The parent company holds decision-making power over the relevant activities of the investee,

- The parent company has rights to variable returns from the investee, and
- The parent company can use its decision-making power to affect the variable returns.

Investees are analysed for their relevant activities and variable returns, and the link between the variable returns and the extent to which their relevant activities could be influenced in order to ensure the definition is correctly applied.

Revenue

Revenue comprises the sale of coal and property rental income. Coal revenue is recognised when the customer has a legally binding obligation to settle under the terms of the contract when the performance obligations have been satisfied, which is once control of the goods has transferred to the buyer at the delivery point. Coal Revenue is measured based on consideration specified in the contract with a customer on a per metric tonne basis.

Export revenue is generally recognised when the product is delivered to the export terminal location specified in the customer contract, at which point control of the goods have been transferred to the customer. Domestic coal revenues are generally recognised on collection by the customer from the mine or from the mine's rail siding when loaded into transport, where the customer pays the transportation costs. Fulfilment costs to satisfy the performance obligations of coal revenues such as transport and loading costs borne by the Group from the mine to the delivery point are recorded in operating costs.

Rental income is recognised in the Group income statement on a straight-line basis over the term of the lease. This includes the effect of lease incentives. Service charges recoverable from tenants are recognised over time as the service is rendered.

Expenditure

Expenditure is recognised in respect of goods and services received. Where coal is purchased from third parties at point of extraction the expenditure is only recognised when the coal is extracted and all of the significant risks and rewards of ownership have been transferred.

Investment properties

Investment properties comprise freehold and long leasehold land and buildings. Investment properties are carried at fair value in accordance with IAS 40 'Investment Properties'. Properties are recognised as investment properties when held for long-term rental yields, and after consideration has been given to a number of factors including length of lease, quality of tenant and covenant, value of lease, management intention for future use of property, planning consents and percentage of property leased. Investment properties are revalued annually by professional external surveyors and included in the balance sheet at their fair value. Gains or losses arising from changes in the fair values of assets are recognised in the consolidated income statement in the period to which they relate. In accordance with IAS 40, investment properties are not depreciated. The fair value of the head leases is the net present value of the current head rent payable on leasehold properties until the expiry of the lease.

Financial statements Group accounting policies

Mining reserves, plant and equipment and development cost

The cost of property, plant and equipment comprises its purchase price and any costs directly attributable to bringing the asset to the location and condition necessary for it to be capable of operating in accordance with agreed specifications. Freehold land included within mining reserves is not depreciated. Other property, plant and equipment is stated at historical cost less accumulated depreciation. The cost recognised includes the recognition of any decommissioning assets related to property, plant and equipment.

The purpose of mine development is to establish secure working conditions and infrastructure to allow the safe and efficient extraction of recoverable reserves. Depreciation on mine development costs is not charged until production commences or the assets are put to use. On commencement of full commercial production, depreciation is charged over the life of the associated mine reserves extractable using the asset on a unit of production basis. The unit of production calculation is based on tonnes mined as a ratio to proven and probable reserves and also includes future forecast capital expenditure. The cost recognised includes the recognition of any decommissioning assets related to mine development.

Post production stripping

In surface mining operations, the Group may find it necessary to remove waste materials to gain access to coal reserves prior to and after production commences. Prior to production commencing, stripping costs are capitalised until the point where the overburden has been removed and access to the coal seam commences. Subsequent to production, waste stripping continues as part of extraction process as a mining production activity. There are two benefits accruing to the Group from stripping activity during the production phase: extraction of coal that can be used to produce inventory and improved access to further quantities of material that will be mined in future periods. Economic coal extracted is accounted for as inventory. The production stripping costs relating to improved access to further quantities in future periods are capitalised as a stripping activity asset, if and only if, all of the following are met:

- it is probable that the future economic benefit associated with the stripping activity will flow to the Group;
- the Group can identify the component of the ore body for which access has been improved; and
- the costs relating to the stripping activity associated with that component or components can be measured reliably.

In determining the relevant component of the coal reserve for which access is improved, the Group componentises its mine into geographically distinct sections or phases to which the stripping activities being undertaken within that component are allocated. Such phases are determined based on assessment of factors such as geology and mine planning.

The Group depreciates deferred costs capitalised as stripping assets on a unit of production method, with reference the tons mined and reserve of the relevant ore body component or phase. The cost is recognised within Mine development costs within the balance sheet.

Other assets and depreciation

The cost, less estimated residual value, of other property, plant and equipment is written off on a straight-line basis over the asset's expected useful life. This includes the washing plant and other key surface infrastructure. Residual values and useful lives are reviewed, and adjusted if appropriate, at each balance sheet date. Changes to the estimated residual values or useful lives are accounted for prospectively. Heavy surface mining and other plant and equipment is depreciated at varying rates depending upon its expected usage.

The depreciation rates generally applied are:

Mining equipment	5 – 10 per cent per annum of the earlier of its useful life or the life of the mine
Motor vehicles	25 – 33 per cent per annum
Office equipment	10 – 33 per cent per annum

Financial statements Group accounting policies

Provisions and contingent liabilities

Provisions are recognised when the Group has a present obligation as a result of a past event which it is probable will result in an outflow of economic benefits that can be reliably estimated.

A provision for rehabilitation of the mine is initially recorded at present value and the discounting effect is unwound over time as a finance cost. Changes to the provision as a result of changes in estimates are recorded as an increase / decrease in the provision and associated decommissioning asset. The decommissioning asset is depreciated in line with the Group's depreciation policy over the life of mine. The provision includes the restoration of the underground, opencast, surface operations and de-commissioning of plant and equipment. The timing and final cost of the rehabilitation is uncertain and will depend on the duration of the mine life and the quantities of coal extracted from the reserves.

Management exercises judgment in measuring the Group's exposures to contingent liabilities through assessing the likelihood that a potential claim or liability will arise and where possible in quantifying the possible range of financial outcomes. Where there is a dispute and where a reliable estimate of the potential liability cannot be made, or where the Group, based on legal advice, considers that it is improbable that there will be an outflow of economic resources, no provision is recognised.

Employee benefits

Share based remuneration

The company operates a share option scheme. The fair value of the share option scheme is determined at the date of grant. This fair value is then expensed on a straight-line basis over the vesting period, based on an estimate of the number of shares that will eventually vest.

The fair value of options granted is calculated using a binomial or Black-Scholes-Merton model. Payments made to employees on the cancellation or settlement of options granted are accounted for as the repurchase of an equity interest, i.e. as a deduction from equity. Details of the share options in issue are disclosed in the Directors' Remuneration Report on page 32 under the heading Share option schemes which is within the audited part of that report.

Pensions

The Group operates a defined contribution pension scheme. The contributions payable to the scheme are expensed in the period to which they relate.

Foreign currencies

Monetary assets and liabilities are translated at year end exchange rates and the resulting exchange rate differences are included in the consolidated income statement within the results of operating activities if arising from trading activities, including inter-company trading balances and within finance cost/income if arising from financing.

For consolidation purposes, income and expense items are included in the consolidated income statement at average rates, and assets and liabilities are translated at year end exchange rates. Translation differences arising on consolidation are recognised in other comprehensive income. Foreign exchange differences on intercompany loans are recorded in other comprehensive income when the loans are not considered as trading balances and are not expected to be repaid in the foreseeable future. Where foreign operations are disposed of, the cumulative exchange differences of that foreign operation are recognised in the consolidated income statement when the

gain or loss on disposal is recognised.

Transactions in foreign currencies are translated at the exchange rate ruling on the transaction date.

Financial instruments

Financial assets and financial liabilities are recognised in the Group's consolidated statement of financial position when the Group becomes a party to the contractual provisions of the instrument.

Financial assets

Financial assets are classified as either financial assets at amortised cost, at fair value through other comprehensive income ("FVTOCI") or at fair value through profit or loss ("FVPL") depending upon the business model for managing the financial assets and the nature of the contractual cash flow characteristics of the financial asset.

A loss allowance for expected credit losses is determined for all financial assets, other than those at FVPL, at the end of each reporting period. The Group applies a simplified approach to measure the credit loss allowance for trade receivables using the lifetime expected credit loss provision. The lifetime expected credit loss is evaluated for each trade receivable taking into account payment history, payments made subsequent to year end and prior to reporting, past default experience and the impact of any other relevant and current observable data. The Group applies a general approach on all other receivables classified as financial assets. The general approach recognises lifetime expected credit losses when there has been a significant increase in credit risk since initial recognition.

Financial statements **Group accounting policies**

The Group derecognises a financial asset when the contractual rights to the cash flows from the asset expire, or when it transfers the financial asset and substantially all the risks and rewards of ownership of the asset to another party. The Group derecognises financial liabilities when the Group's obligations are discharged, cancelled or have expired.

Bank loans and overdrafts

Bank loans and overdrafts are included as financial liabilities on the Group balance sheet at the amounts drawn on the particular facilities net of the unamortised cost of financing. Interest payable on those facilities is expensed as finance cost in the period to which it relates.

Lease liabilities

For any new contracts entered into the Group considers whether a contract is, or contains a lease. A lease is defined as 'a contract, or part of a contract, that conveys the right to use an asset (the underlying asset) for a period of time in exchange for consideration'. To apply this definition the Group assesses whether the contract contains an identified asset and has the right to obtain substantially all of the economic benefits from use of the identified asset throughout the period of use.

At lease commencement date, the Group recognises a right-of-use asset and a lease liability on the balance sheet.

Right-of-use assets, excluding property head leases, have been included in property, plant and equipment and are measured at cost, which is made up of the initial measurement of the lease liability and any initial direct costs incurred by the Group. The Group depreciates the right-of-use assets on a straight-line basis from the lease commencement date to the earlier of the end of the useful life of the right-of-use asset or the end of the lease term.

At the commencement date, the Group measures the lease liability at the present value of the lease payments unpaid at that date, discounted using the interest rate implicit in the lease if that rate is readily available or the Group's incremental borrowing rate. Liabilities relating to short term leases are included within trade and other payables.

Lease payments included in the measurement of the lease liability are made up of fixed payments and variable payments based on an index or rate, initially measured using the index or rate at the commencement date. Subsequent to initial measurement, the liability will be reduced for payments made and increased for interest. It is re-measured to reflect any reassessment or modification. When the lease liability is re-measured, the corresponding adjustment is reflected in the right-of-use asset, or profit and loss if the right-of-use asset is already reduced to zero.

Lease liabilities that arise for investment properties held under a leasehold interest and accounted for as investment property are initially calculated as the present value of the minimum lease payments, reducing in subsequent reporting periods by the apportionment of payments to the lessor.

The Group has elected to account for short-term leases and leases of low-value assets using the practical expedients available in IFRS 16. Instead of recognising a right-of-use asset and lease liability, the payments in relation to these are recognised as an expense in profit or loss on a straight-line basis over the lease term.

Investments

Current financial asset investments and other investments classified as non-current ("The investments") comprise of shares in listed companies. The

investments are measured at fair value. Any changes in fair value are recognised in the profit or loss account and accumulated in retained earnings.

Trade receivables

Trade receivables are accounted for at amortised cost. Trade receivables do not carry any interest and are stated at their nominal value as reduced by appropriate expected credit loss allowances for estimated recoverable amounts as the interest that would be recognised from discounting future cash payments over the short payment period is not considered to be material.

Trade payables

Trade payables cost are not interest bearing and are stated at their nominal value, as the interest that would be recognised from discounting future cash payments over the short payment period is not considered to be material.

Other financial assets and liabilities

The Group's other financial assets and liabilities not disclosed above are accounted for at amortised cost.

Joint ventures

Investments in joint ventures, being those entities over whose activities the Group has joint control, as established by contractual agreement, are included at cost together with the Group's share of post-acquisition reserves, on an equity basis. Dividends received are credited against the investment. Joint control is the contractually agreed sharing of control over an arrangement, which exists only when decisions about relevant strategic and/or key operating decisions require unanimous consent of the parties sharing control. Control over the arrangement is assessed by the Group in accordance with the definition of control under IFRS 10.

Financial statements **Group accounting policies**

Loans to joint ventures are classified as non-current assets when they are not expected to be received in the normal working capital cycle. Trading receivables and payables to joint ventures are classified as current assets and liabilities.

Inventories

Inventories are stated at the lower of cost and net realisable value. Cost includes materials, direct labour and overheads relevant to the stage of production. Cost is determined using the weighted average method. Net realisable value is based on estimated selling price less all further costs of completion and all relevant marketing, selling and distribution costs.

Impairment

Whenever events or changes in circumstance indicate that the carrying amount of an asset may not be recoverable an asset is reviewed for impairment. This includes mining reserves, plant and equipment and net investments in joint ventures. A review involves determining whether the carrying amounts are in excess of their recoverable amounts. An asset's recoverable amount is determined as the higher of its fair value less costs of disposal and its value in use. Such reviews are undertaken on an asset-by-asset basis, except where assets do not generate cash flows independent of other assets, in which case the review is undertaken on a cash generating unit basis.

If the carrying amount of an asset exceeds its recoverable amount an asset's carrying value is written down to its estimated recoverable amount (being the higher of the fair value less cost to sell and value in use) if that is less than the asset's carrying amount. Any change in carrying value is recognised in the comprehensive income statement.

Deferred tax

Deferred tax is the tax expected to be payable or recoverable on differences between the carrying amounts of assets and liabilities in the financial statements and the corresponding tax bases used in the tax computations, and is accounted for using the balance sheet liability method. Deferred tax liabilities are generally recognised for all taxable temporary differences and deferred tax assets are recognised to the extent that it is probable that taxable profits will be available against which deductible temporary differences can be utilised. In respect of the deferred tax on the revaluation surplus, this is calculated on the basis of the chargeable gains that would crystallise on the sale of the investment portfolio as at the reporting date. The calculation takes account of indexation on the historical cost of the properties and any available capital losses.

Deferred tax is calculated at the tax rates that are expected to apply in the period when the liability is settled or the asset is realised. Deferred tax is charged or credited in the Group income statement, except when it relates to items charged or credited directly to other comprehensive income, in which case it is also dealt with in other comprehensive income.

Dividends

Dividends payable on the ordinary share capital are recognised as a liability in the period in which they are approved.

Cash and cash equivalents

Cash comprises cash in hand and on-demand deposits. Cash and cash equivalents comprises short-term, highly liquid investments that are readily convertible to known amounts of cash and which are subject to an insignificant risk of changes in value and original maturities of three months or less. The

cash and cash equivalents shown in the cashflow statement are stated net of bank overdrafts that are repayable on demand as per IAS 7. This includes the structured trade finance facility held in South Africa as detailed in note 22. These facilities are considered to form an integral part of the treasury management of the Group and can fluctuate from positive to negative balances during the period.

Segmental reporting

For management reporting purposes, the Group is organised into business segments distinguishable by economic activity. The Group's material business segments are mining activities and investment properties. These business segments are subject to risks and returns that are different from those of other business segments and are the primary basis on which the Group reports its segment information. This is consistent with the way the Group is managed and with the format of the Group's internal financial reporting. Significant revenue from transactions with any individual customer, which makes up 10 percent or more of the total revenue of the Group, is separately disclosed within each segment. All coal exports are sales to coal traders at Richard Bay's terminal in South Africa with the risks and rewards passing to the coal trader at the terminal. Whilst the coal traders will ultimately sell the coal on the international markets the Company has no visibility over the ultimate destination of the coal. Accordingly, the export sales are recorded as South African revenue.

Financial statements

Notes to the financial statements

for the year ended 31 December 2020

1. SEGMENTAL REPORTING

	2020			
	Mining £'000	Property £'000	Other £'000	Total £'000
Business analysis				
Significant revenue customer A	9,042	-	-	9,042
Significant revenue customer B	7,588	-	-	7,588
Significant revenue customer C	6,291	-	-	6,291
Other revenue	5,646	1,181	57	6,884
Segment revenue	28,567	1,181	57	29,805
Operating (loss)/profit before fair value adjustments & exchange movements	(4,014)	658	52	(3,304)
Revaluation of investments & exchange movements	39	(1,295)	67	(1,189)
Operating profit and segment result	(3,975)	(637)	119	(4,493)
Segment assets	19,110	11,891	2,581	33,582
Unallocated assets				
- Non-current assets				45
- Cash & cash equivalents				3,768
Total assets excluding investment in joint ventures and assets held for sale				37,395
Segment liabilities	(11,919)	(1,471)	(19)	(13,409)
Borrowings	(5,253)	(3,799)	-	(9,052)
Total liabilities	(17,172)	(5,270)	(19)	(22,461)
Net assets				14,934
Non segmental assets				
- Investment in joint ventures				1,255
Net assets as per balance sheet				16,189

	United Kingdom £'000	South Africa £'000	Total £'000
Geographic analysis			
Revenue	1,238	28,567	29,805
Operating profit/(loss) and segment result	(931)	(3,562)	(4,493)
Depreciation	(21)	(2,172)	(2,193)
Non-current assets excluding investments	10,516	10,129	20,645
Total net assets	13,279	2,910	16,189
Capital expenditure	36	3,435	3,471

Financial statements **Notes to the financial statements**

1. SEGMENTAL REPORTING CONTINUED

	2019			
Business analysis	Mining £'000	Property £'000	Other £'000	Total £'000
Significant revenue customer A	32,424	-	-	32,424
Significant revenue customer B	10,985	-	-	10,985
Other revenue	3,295	1,290	112	4,697
Segment revenue	46,704	1,290	112	48,106
Operating (loss)/profit before fair value adjustments & exchange movements	4,327	832	108	5,267
Revaluation of investments & exchange movements	(123)	(1,480)	(6)	(1,609)
Operating profit and segment result	4,204	(648)	102	3,658
Segment assets	18,577	12,927	1,138	32,642
Unallocated assets				
- Non-current assets				30
- Cash & cash equivalents				7,720
Total assets excluding investment in joint ventures and assets held for sale				40,392
Segment liabilities	(9,385)	(2,382)	(166)	(11,933)
Borrowings	(5,485)	(3,759)	-	(9,244)
Total liabilities	(14,870)	(6,141)	(166)	(21,177)
Net assets				19,215
Non segmental assets				
- Investment in joint ventures				1,342
Net assets as per balance sheet				20,557

	United Kingdom £'000	South Africa £'000	Total £'000
Geographic analysis			
Revenue	1,402	46,704	48,106
Operating profit/(loss) and segment result	(616)	4,274	3,658
Depreciation	(6)	(2,184)	(2,190)
Non-current assets excluding investments	11,778	9,477	21,255
Total net assets	15,505	5,052	20,557
Capital expenditure	34	3,234	3,268

Financial statements Notes to the financial statements

2. REVENUE

	2020 £'000	2019 £'000
Revenue from contracts with customers:		
Coal sales and processing	28,567	46,704
Service charges recoverable from tenants	156	181
Other:		
Rental income	1,025	1,109
Other revenue	57	112
Revenue	29,805	48,106

Segmental mining revenue is derived principally from coal sales and is recognised once the control of the goods has transferred from the Group to the buyer. Segmental property revenue is derived from rental income and service charges recoverable from tenants. This is consistent with the revenue information disclosed for each reportable segment (see note 1). Rental income is recognised on a straight-line basis over the term of the lease. Service charges recoverable from tenants are recognised over time as the service is rendered. Revenue is measured based on the consideration specified in the contract with the customer or tenant.

3. OPERATING COSTS

	2020 £'000	2019 £'000
Mining	24,645	33,468
Property	342	399
Cost of sales	24,987	33,867
Administration	8,122	8,972
Operating costs	33,109	42,839
The direct property costs are:		
Direct property expense	272	358
Bad debts	70	41
	342	399

Operating costs above include depreciation of £2,193,000 (2019: £2,190,000).

4. (LOSS)/GAIN ON REVALUATION OF INVESTMENT PROPERTIES

The reconciliation of the investment (deficit)/surplus to the gain on revaluation of investment properties in the income statement is set out below:

	2020 £'000	2019 £'000
Investment deficit	(1,313)	(1,478)
Gain/(Loss) on valuation movement in respect of head lease payments	18	(2)
Loss on revaluation of investment properties	(1,295)	(1,480)

Financial statements **Notes to the financial statements**

5. PROFIT BEFORE TAXATION

Profit before taxation is arrived at after charging:

	2020 £'000	2019 £'000
Staff costs (see note 29)	5,890	7,783
Depreciation	2,193	2,190
Exchange loss	39	123
Fees payable to the company's auditor for the audit of the company's annual accounts	84	61
Fees payable to the company's auditor and its associates (2019: affiliate) for other services:		
The audit of the company's subsidiaries pursuant to legislation	26	28
Audit related services	4	1
Non-audit related services	2	7
(Increase)/Decrease in value of Inventory	(1,128)	(945)

The directors consider the auditors were best placed to provide the above non-audit and audit related services which refer to regulatory matters. The audit committee reviews the nature and extent of non-audit services to ensure that independence is maintained.

6. DIRECTORS' EMOLUMENTS

Directors' emoluments are shown in the Directors' remuneration report on page 32 which is within the audited part of that report.

7. INTEREST PAYABLE

	2020 £'000	2019 £'000
On bank overdrafts and bank loans	547	655
Unwinding of discount	-	-
Lease liabilities	26	15
Other interest payable	68	9
Interest payable	641	679

8. TAXATION

	2020 £'000	2019 £'000
(a) Based on the results for the year:		
Current tax - UK	-	-
Current tax - Overseas	12	1,570
Corporation tax - adjustment in respect of prior year - UK	2	(2)
Current tax	14	1,568
Deferred tax	(1,416)	(136)
Total tax in income statement charge	(1,402)	1,432

Financial statements **Notes to the financial statements**

8. TAXATION CONTINUED

	2020 £'000	2019 £'000
(b) Factors affecting tax charge for the year:		
The corporation tax assessed for the year is different from that at the standard rate of corporation tax in the United Kingdom of 19.00% (2019: 19%).		
The differences are explained below:		
Loss/Profit on ordinary activities before taxation	(5,196)	3,027
Tax on loss/profit on ordinary activities at 19.00% (2019: 19.00%)	(987)	575
Effects of:		
Expenses not deductible for tax purposes	23	-
Adjustment to tax rate	(360)	463
Other differences	(80)	396
Adjustment in respect of prior years	2	(2)
Total tax in income statement (credit) / charge	(1,402)	1,432
(c) Analysis of United Kingdom and overseas tax:		
United Kingdom tax included in above:		
Corporation tax	-	-
Adjustment in respect of prior years	-	-
Current tax	-	-
Deferred tax	(312)	(176)
	(312)	(176)
Overseas tax included in above:		
Current tax	12	1,570
Adjustment in respect of prior years	2	(2)
Current tax	14	1,568
Deferred tax	(1,104)	40
	(1,090)	1,608

Overseas tax is derived from the Group's South African mining operation. Refer to note 1 for a report on the Groups' mining and South African segmental reporting. The adjustment to tax rate arises due to the corporation tax rate assessed in South Africa for the year being different from that in the UK. The South African rate assessed is 28% (2019: 28%).

Financial statements **Notes to the financial statements**

9. SHAREHOLDER DIVIDENDS

	2020 Per share	2020 £'000	2019 Per share	2019 £'000
Dividends paid during the year relating to the prior period	1.00p	107	6.00p	641
Dividends relating to the current period:				
Interim dividend for 2019 paid on 14 February 2020	-	-	1.00p	107
	-	-	1.00p	107

The dividends relating to the current period are not accounted for until they have been approved at the Annual General Meeting. The amount, in respect of 2019, is accounted for as an appropriation of retained earnings in the year ending 31 December 2020.

10. (LOSS)/PROFIT AND DILUTED (LOSS)/PROFIT PER SHARE

Both the basic and diluted (loss)/profit per share calculations are based on a loss after tax of £3,354,000 (2019: profit of £1,046,000). The basic (loss)/profit per share has been calculated on a weighted average of 10,676,839 (2019: 10,676,839) ordinary shares being in issue during the period. The diluted profit per share has been calculated on the weighted average number of shares in issue of 10,676,839 (2019: 10,676,839) plus the dilutive potential ordinary shares arising from share options of Nil (2019: 183,920) totalling 10,676,839 (2019: 10,860,759).

11. INVESTMENT PROPERTIES

	Freehold £'000	Long Leasehold £'000	Head Lease £'000	Total £'000
Valuation at 1 January 2020	9,020	2,545	183	11,748
Revaluation	(1,145)	(150)	18	(1,277)
Valuation at 31 December 2020	7,875	2,395	201	10,471
Valuation at 1 January 2019	10,350	2,695	185	13,230
Revaluation	(1,330)	(150)	(2)	(1,482)
Valuation at 31 December 2019	9,020	2,545	183	11,748
Historical cost				
At 31 December 2020	5,851	728	-	6,579
At 31 December 2019	5,851	728	-	6,579

Long leasehold properties are those for which the unexpired term at the balance sheet date is not less than 50 years. All investment properties are held for use in operating leases and all properties generated rental income during the period.

Freehold and Long Leasehold properties were externally professionally valued at 31 December on an open market basis by:

	2020 £'000	2019 £'000
Carter Towler	10,270	11,565

The valuations were carried out in accordance with the Statements of Asset Valuation and Guidance Notes published by The Royal Institution of Chartered Surveyors.

Each year external valuers are appointed by the Executive Directors on behalf of the Board. The valuers are selected based upon their knowledge, independence and reputation for valuing assets such as those held by the Group.

Financial statements Notes to the financial statements

11. INVESTMENT PROPERTIES CONTINUED

Valuations are performed annually and are performed consistently across all investment properties in the Group's portfolio. At each reporting date appropriately qualified employees of the Group verify all significant inputs and review the computational outputs. Valuers submit their report to the Board on the outcome of each valuation round.

Valuations take into account tenure, lease terms and structural condition. The inputs underlying the valuations include market rent or business profitability, likely incentives offered to tenants, forecast growth rates, yields, EBITDA, discount rates, construction costs including any specific site costs (for example section 106), professional fees, developer's profit including contingencies, planning and construction timelines, lease regear costs, planning risk and sales prices based on known market transactions for similar properties to those being valued.

Valuations are based on what is determined to be the highest and best use. When considering the highest and best use a valuer will consider, on a property by property basis, its actual and potential uses which are physically, legally and financially viable. Where the highest and best use differs from the existing use, the valuer will consider the cost and likelihood of achieving and implanting this change in arriving at its valuation.

There are often restrictions on Freehold and Leasehold property which could have a material impact on the realisation of these assets. The most significant of these occur when planning permission or lease extension and renegotiation of use are required or when a credit facility is in place. These restrictions are factored in the property's valuation by the external valuer.

IFRS 13 sets out a valuation hierarchy for assets and liabilities measured at fair value as follows:

- Level 1: valuation based on inputs on quoted market prices in active markets
- Level 2: valuation based on inputs other than quoted prices included within level 1 that maximise the use of observable data directly or from market prices or indirectly derived from market prices.
- Level 3: where one or more significant inputs to valuations are not based on observable market data

The inter-relationship between key unobservable inputs and the Groups' properties is detailed in the table below:

Class of property	Level 3 Valuation technique	Key unobservable inputs	Carrying/ fair value 2020 £'000	Carrying/ fair value 2019 £'000	Range (weighted average) 2020	Range (weighted average) 2019
Freehold - external valuation	Income capitalisation	Estimated rental value per sq ft p.a	7,875	9,020	£6 - £27 (£19)	£7 - £26 (£19)
		Equivalent Yield			9.4% - 16.7% (11.8%)	8.4% - 13.8% (10.7%)
Long leasehold - external valuation	Income capitalisation	Estimated rental value per sq ft p.a	2,395	2,545	£8 - £8 (£8)	£8 - £8 (£8)
		Equivalent yield			8.9% - 8.9% (8.9%)	8.2% - 8.2% (8.2%)
At 31 December 2020			10,270	11,565		

There are interrelationships between all these inputs as they are determined by market conditions. The existence of an increase in more than one input would be to magnify the input on the valuation. The impact on the valuation will be mitigated by the interrelationship of two inputs in opposite directions, for example, an increase in rent may be offset by an increase in yield.

Financial statements Notes to the financial statements

11. INVESTMENT PROPERTIES CONTINUED

The table below illustrates the impact of changes in key unobservable inputs on the carrying / fair value of the Group's properties:

	Estimated rental value 10% increase or decrease		Equivalent yield 25 basis point contraction or expansion	
	2020 £'000	2019 £'000	2020 £'000	2019 £'000
Freehold – external valuation	788 / (788)	902 / (902)	185 / (177)	235 / (223)
Long Leasehold – external valuation	240 / (240)	255 / (255)	69 / (65)	80 / (76)

12. MINING RESERVES, PLANT AND EQUIPMENT

	Mining reserves £'000	Mining equipment and development costs £'000	Motor vehicles £'000	Office equipment £'000	Total £'000
Cost at 1 January 2020	1,226	26,674	361	175	28,436
Exchange adjustment	(88)	(1,733)	(25)	(6)	(1,852)
Additions	-	3,430	36	5	3,471
Disposals	-	-	-	-	-
Cost at 31 December 2020	1,138	28,371	372	174	30,055
Accumulated depreciation at 1 January 2020	1,212	17,405	171	140	18,928
Exchange adjustment	(89)	(1,136)	(10)	(5)	(1,240)
Charge for the year	-	2,130	54	9	2,193
Disposals	-	-	-	-	-
Accumulated depreciation at 31 December 2020	1,123	18,399	215	144	19,881
Net book value at 31 December 2020	15	9,972	157	30	10,174
Cost at 1 January 2019	1,240	26,148	253	163	27,804
Exchange adjustment	(14)	(293)	(1)	(2)	(310)
Additions	-	3,131	123	14	3,268
Disposals	-	(2,312)	(14)	-	(2,326)
Cost at 31 December 2019	1,226	26,674	361	175	28,436
Accumulated depreciation at 1 January 2019	1,213	17,777	151	132	19,273
Exchange adjustment	(14)	(193)	(1)	(1)	(209)
Charge for the year	13	2,133	35	9	2,190
Disposals	-	(2,312)	(14)	-	(2,326)
Accumulated depreciation at 31 December 2019	1,212	17,405	171	140	18,928
Net book value at 31 December 2019	14	9,269	190	35	9,508

Financial statements Notes to the financial statements

12. MINING RESERVES, PLANT AND EQUIPMENT CONTINUED

Included in the above line items are right-of-use assets over the following:

	Mining Equipment and develop- ment costs £'000	Motor vehicles £'000	Total £'000
Net book value at 1 January 2020	52	29	81
Additions	248	36	284
Exchange adjustment	(18)	-	(18)
Depreciation	(19)	(20)	(39)
Net book value at 31 December 2020	263	45	308
Net book value at 1 January 2019	-	-	-
IFRS 16 Reclassification	57	-	57
Additions	5	33	38
Exchange adjustment	(1)	-	(1)
Depreciation	(9)	(4)	(13)
Net book value at 31 December 2019	52	29	81

13. INVESTMENTS HELD AS NON-CURRENT ASSETS

	2020 Net investment in joint ventures assets £'000	2020 Other £'000	2019 Net investment in joint ventures assets £'000	2019 Other £'000
At 1 January	1,342	287	1,322	35
Share of (loss)/gain in investment	-	201	-	(3)
Additions	-	1,359	-	255
Disposals	-	(101)	-	-
Share of (loss)/gain in joint ventures	(87)	-	20	-
Net assets at 31 December	1,255	1,746	1,342	287
			2020 £'000	2019 £'000
Net book value of unquoted investments			-	-
Net book and market value of investments listed on stock exchanges in the United Kingdom			959	-
Net book and market value of investments listed on overseas stock exchanges			787	287
			1,746	287

Financial statements **Notes to the financial statements**

14. JOINT VENTURES

Dragon Retail Properties Limited

The company owns 50% of the issued share capital of Dragon Retail Properties Limited, an unlisted property investment company. At year end, the carrying value of the investment held by the Group was £670,000 (2019: £806,000). The remaining 50% is held by London & Associated Properties PLC. Dragon Retail Properties Limited is incorporated in England and Wales and its registered address is 24 Bruton Place, London, W1J 6NE. It has issued share capital of 500,000 (2019: 500,000) ordinary shares of £1 each. No dividends were received during the period. It holds a Santander bank loan of £1.2million secured against its investment property. The bank loan of £1.2million (Dragon) is secured by way of a first charge on specific freehold property at a value of £2.13 million. The interest cost of the loan is 2 per cent above LIBOR. A refinancing of this loan is currently underway. The loan was repayable in January 2021 and an extension to 31 October 2021 is currently being negotiated with Santander in order to allow time for refinancing discussions to be concluded.

West Ealing Projects Limited

The company owns 50% of the issued share capital of West Ealing Projects Limited, an unlisted property development company. At year end, the carrying value of the investment held by the Group was £585,000 (2019: £536,000). The remaining 50% is held by London & Associated Properties PLC. West Ealing Projects Limited is incorporated in England and Wales and its registered address is 24 Bruton Place, London, W1J 6NE. It has issued share capital of 1,000,000 (2019: £1,000,000) ordinary shares of £1 each. No dividends were received during the period.

	Dragon £'000	West Ealing £'000	2020 £'000	Dragon £'000 Restated	West Ealing £'000 Restated	2019 £'000 Restated
Turnover	143	192	335	-	150	150
Profit and loss:						
(Loss)/Profit before depreciation, interest and taxation	(280)	100	(180)	34	74	108
Depreciation and amortisation	(10)	-	(10)	(14)	-	(14)
(Loss)/Profit before interest and taxation	(290)	100	(190)	20	74	94
Interest Income	-	-	-	-	-	-
Interest expense	(28)	-	(28)	(34)	-	(34)
(Loss)/Profit before taxation	(318)	100	(218)	(14)	74	60
Taxation	44	-	44	(4)	(16)	(20)
(Loss)/Profit after taxation	(274)	100	(174)	(18)	58	40
Balance sheet						
Non-current assets	2,146	-	2,146	2,458	-	2,458
Cash and cash equivalents	12	27	39	104	22	1,026
Property inventory	-	7,056	7,056	-	6,666	6,666
Other current assets	460	103	563	344	58	402
Other current liabilities	(92)	(5,962)	(6,054)	(80)	(2,068)	(2,148)
Net current assets	380	1,224	1,604	368	4,678	5,046
Non-current borrowings	(1,186)	(54)	(1,240)	(1,176)	(3,606)	(4,782)
Other non-current liabilities	-	-	-	(38)	-	(38)
Net assets at 31 December	1,340	1,170	2,510	1612	1,072	2,684
Share of net assets at 31 December	670	585	1,255	806	536	1,342

Prior year figures in the above table have been restated to show 100% of the Group's joint venture's financial position rather than Group's share of 50%.

Financial statements **Notes to the financial statements**

15. SUBSIDIARY COMPANIES

The company owns the following ordinary share capital of the subsidiaries which are included within the consolidated financial statements:

	Activity	Percentage of share capital	Registered address	Country of incorporation
Directly held:				
Mineral Products Limited	Share dealing	100%	24 Bruton Place, London, W1J6NE	England and Wales
Bisichi (Properties) Limited	Property	100%	24 Bruton Place, London, W1J6NE	England and Wales
Bisichi Northampton Limited	Property	100%	24 Bruton Place, London, W1J6NE	England and Wales
Bisichi Trustee Limited	Property	100%	24 Bruton Place, London, W1J6NE	England and Wales
Urban First (Northampton) Limited	Property	100%	24 Bruton Place, London, W1J6NE	England and Wales
Bisichi Mining (Exploration) Limited	Holding company	100%	24 Bruton Place, London, W1J6NE	England and Wales
Ninghi Marketing Limited	Dormant	90.1%	24 Bruton Place, London, W1J6NE	England and Wales
Bisichi Mining Managements Services Limited	Dormant	100%	24 Bruton Place, London, W1J6NE	England and Wales
Bisichi Coal Mining (Pty) Limited	Coal mining	100%	Samora Machel Street, Bethal Road, Middelburg, Mpumalanga, 1050	South Africa
Indirectly held:				
Black Wattle Colliery (Pty) Limited	Coal mining	62.5%	Samora Machel Street, Bethal Road, Middelburg, Mpumalanga, 1050	South Africa
Sisonke Coal Processing (Pty) Limited	Coal processing	62.5%	Samora Machel Street, Bethal Road, Middelburg, Mpumalanga, 1050	South Africa
Black Wattle Klipfontein (Pty) Limited	Coal mining	62.5%	Samora Machel Street, Bethal Road, Middelburg, Mpumalanga, 1050	South Africa
Amandla Ehtu Mineral Resource Development (Pty) Limited	Dormant	70%	Samora Machel Street, Bethal Road, Middelburg, Mpumalanga, 1050	South Africa

Details on the non-controlling interest in subsidiaries are shown under note 27.

Financial statements **Notes to the financial statements**

16. INVENTORIES

	2020 £'000	2019 £'000
Coal		
Washed	2,924	2,037
Mining Production	394	135
Work in progress	111	215
Other	16	45
	3,445	2,432

17. TRADE AND OTHER RECEIVABLES

	2020 £'000	2019 £'000
Financial assets falling due within one year:		
Trade receivables	5,155	5,922
Amount owed by joint venture	952	840
Other receivables	680	714
Non-financial instruments falling due within one year:		
Prepayments and accrued income	171	83
	6,958	7,559

Financial assets falling due within one year are held at amortised cost. The fair value of trade and other receivables approximates their carrying amounts. The Group applies a simplified approach to measure the credit loss allowance for trade receivables using the lifetime expected credit loss provision. The lifetime expected credit loss is evaluated for each trade receivable taking into account payment history, payments made subsequent to year end and prior to reporting, past default experience and the impact of any other relevant and current observable data. The Group applies a general approach on all other receivables classified as financial assets. At year end, the Group allowance for doubtful debts provided against trade receivables was £91,000 (2019: £23,000).

18. INVESTMENTS IN LISTED SECURITIES HELD AT FVPL

	2020 £'000	2019 £'000
Market value of listed Investments:		
Listed in Great Britain	567	863
Listed outside Great Britain	266	256
	833	1,119
Original cost of listed investments	1,098	1,150
Unrealised surplus / deficit of market value versus cost	(265)	(31)

Financial statements Notes to the financial statements

19. TRADE AND OTHER PAYABLES

	2020 £'000	2019 £'000
Trade payables	7,168	3,902
Amounts owed to joint ventures	156	148
Lease liabilities (Note 31)	81	30
Other payables	1,839	1,926
Accruals	1,374	1,400
Deferred Income	238	213
	10,856	7,619

20. FINANCIAL LIABILITIES – BORROWINGS

	Current		Non-current	
	2020 £'000	2019 £'000	2020 £'000	2019 £'000
Bank overdraft (secured)	4,846	4,842	-	-
Bank loan (secured)	264	261	3,943	4,141
	5,110	5,103	3,943	4,141
			2020 £'000	2019 £'000
Bank overdraft and loan instalments by reference to the balance sheet date:				
Within one year			5,110	5,103
From one to two years			128	270
From two to five years			3,815	3,871
			9,053	9,244
Bank overdraft and loan analysis by origin:				
United Kingdom			3,799	3,759
Southern Africa			5,254	5,485
			9,053	9,244

In South Africa, an R85million trade facility is held with Absa Bank Limited by Sisonke Coal Processing (Pty) Limited ("Sisonke Coal Processing") in order to cover the working capital requirements of the Group's South African operations. The interest cost of the loan is at the South African prime lending rate plus 3.8%. The facility is renewable annually each January, is repayable on demand and is secured by way of a first charge over specific pieces of mining equipment, inventory and the debtors of the relevant company which holds the loan which are included in the financial statements at a value of £11,254,605. All banking covenants were either adhered to or waived by Absa Bank Limited during the year.

Financial statements **Notes to the financial statements**

20. FINANCIAL LIABILITIES - BORROWINGS CONTINUED

In the UK, the Group holds a £3.96million term loan facility with Julian Hodge Bank Limited. The loan is secured against the Group's UK retail property portfolio. The debt package has a five year term and is repayable at the end of the term in December 2024. The interest cost of the loan is 4.00% above LIBOR. The loan is secured by way of a first charge over the investment properties in the UK which are included in the financial statements at a value of £10,270,000. No banking covenants were breached by the Group during the year.

Consistent with others in the mining and property industry, the Group monitors its capital by its gearing levels. This is calculated as the total bank loans and overdraft less remaining cash and cash equivalents as a percentage of equity. At year end the gearing of the Group was calculated as follows:

	2020 £'000	2019 £'000
Total bank loans and overdraft	9,053	9,244
Less cash and cash equivalents (excluding overdraft)	(3,768)	(7,720)
Net debt	5,285	1,524
Total equity attributable to shareholders of the parent	16,073	19,932
Gearing	32.9%	7.6%

Analysis of the changes in liabilities arising from financing activities:

	Bank borrowings £'000	Bank overdrafts £'000	Lease liabilities £'000	2020 £'000	Bank borrowings £'000	Bank overdrafts £'000	Lease liabilities £'000	2019 £'000
Balance at 1 January	4,402	4,842	262	9,506	6,592	3,535	185	10,312
Exchange adjustments	(56)	(330)	(18)	(404)	(8)	(49)	-	(57)
Cash movements excluding exchange adjustments	(139)	334	(39)	156	(2,182)	1,356	(16)	(842)
Additions	-	-	303	303	-	-	93	93
Balance at 31 December	4,207	4,846	508	9,561	4,402	4,842	262	9,506

21. PROVISION FOR REHABILITATION

	2020 £'000	2019 £'000
As at 1 January	1,554	1,571
Exchange adjustment	(112)	(17)
Increase in provision	-	-
Unwinding of discount	-	-
As at 31 December	1,442	1,554

Financial statements Notes to the financial statements

22. FINANCIAL INSTRUMENTS

Total financial assets and liabilities

The Group's financial assets and liabilities are as follows, representing both the fair value and the carrying value:

	Financial Assets measured at amortised cost £'000	Financial Liabilities measured at amortised cost £'000	Investments held at FVPL £'000	2020 £'000	Financial Assets measured at amortised cost £'000	Financial Liabilities measured at amortised cost £'000	Invest- ments held at FVPL £'000	2019 £'000
Cash and cash equivalents	3,768	-	-	3,768	7,720	-	-	7,720
Non-current other investments held at FVPL	-	-	1,746	1,746	-	-	287	287
Investments in listed securities held at FVPL	-	-	833	833	-	-	1,119	1,119
Trade and other receivables	6,787	-	-	6,787	7,476	-	-	7,476
Bank borrowings and overdraft	-	(9,053)	-	(9,053)	-	(9,244)	-	(9,244)
Lease Liabilities	-	(508)	-	(508)	-	(262)	-	(262)
Other liabilities	-	(10,746)	-	(10,746)	-	(7,833)	-	(7,833)
	10,555	(20,307)	2,579	(7,173)	15,196	(17,339)	1,406	(737)

Investments in listed securities held at fair value through profit and loss fall under level 1 of the fair value hierarchy into which fair value measurements are recognised in accordance with the levels set out in IFRS 7. The comparative figures for 2019 fall under the same category of financial instrument as 2020.

The carrying amount of short term (less than 12 months) trade receivable and other liabilities approximate their fair values. The fair value of non-current borrowings in note 20 approximates its carrying value and was determined under level 2 of the fair value hierarchy and is estimated by discounting the future contractual cash flows at the current market interest rates for UK borrowings and for the South African overdraft facility. The fair value of the lease liabilities in note 31 approximates its carrying value and was determined under level 2 of the fair value hierarchy and is estimated by discounting the future contractual cash flows at the current market interest rates.

Treasury policy

Although no derivative transactions were entered into during the current and prior year, the Group may use derivative transactions such as interest rate swaps and forward exchange contracts as necessary in order to help manage the financial risks arising from the Group's activities. The main risks arising from the Group's financing structure are interest rate risk, liquidity risk, market risk, credit risk, currency risk and commodity price risk. There have been no changes during the year of the main risks arising from the Group's finance structure. The policies for managing each of these risks and the principal effects of these policies on the results are summarised below.

Financial statements **Notes to the financial statements**

22. FINANCIAL INSTRUMENTS CONTINUED

Interest rate risk

Interest rate risk is the risk that the value of a financial instrument or cashflows associated with the instrument will fluctuate due to changes in market interest rates. Interest rate risk arises from interest bearing financial assets and liabilities that the Group uses. Treasury activities take place under procedures and policies approved and monitored by the Board to minimise the financial risk faced by the Group. Interest bearing assets comprise cash and cash equivalents which are considered to be short-term liquid assets and loans to joint ventures. Interest bearing borrowings comprise bank loans, bank overdrafts and variable rate finance lease obligations. The rates of interest vary based on LIBOR in the UK and PRIME in South Africa.

As at 31 December 2020, with other variables unchanged, a 1% increase or decrease in interest rates, on investments and borrowings whose interest rates are not fixed, would respectively change the profit/loss for the year by £37,000 (2019: £107,000). The effect on equity of this change would be an equivalent decrease or increase for the year of £37,000 (2019: £107,000).

Liquidity risk

The Group's policy is to minimise refinancing risk. Efficient treasury management and strict credit control minimise the costs and risks associated with this policy which ensures that funds are available to meet commitments as they fall due. As at year end the Group held borrowing facilities in the UK in Bisichi PLC and in South Africa in Black Wattle Colliery (Pty) Ltd.

The following table sets out the maturity profile of contractual undiscounted cash flows of financial liabilities as at 31 December:

	2020 £'000	2019 £'000
Within one year	16,174	13,183
From one to two years	371	458
From two to five years	4,268	4,304
Beyond five years	232	135
	21,045	18,080

The following table sets out the maturity profile of contractual undiscounted cash flows of financial liabilities as at 31 December maturing within one year:

	2020 £'000	2019 £'000
Within one month	13,088	10,164
From one to three months	2,106	2,120
From four to twelve months	980	899
	16,174	13,183

Financial statements Notes to the financial statements

22. FINANCIAL INSTRUMENTS CONTINUED

In South Africa, an R85million trade facility is held with Absa Bank Limited by Sisonke Coal Processing (Pty) Limited ("Sisonke Coal Processing") in order to cover the working capital requirements of the Group's South African operations. The interest cost of the loan is at the South African prime lending rate plus 3.8%. The facility is renewable annually each January, is repayable on demand and is secured against inventory, debtors and cash that are held by Sisonke Coal Processing (Pty) Limited. The facility is included in cash and cash equivalents within the cashflow statement.

In the UK, the Group holds a £3.96million term loan facility with Julian Hodge Bank Limited. The loan is secured against the Group's UK retail property portfolio. The debt package has a five year term and is repayable at the end of the term in December 2024. The interest cost of the loan is 4.00% above LIBOR.

As a result of the above agreed banking facilities, the Directors believe that the Group is well placed to manage its liquidity risk.

Credit risk

The Group is mainly exposed to credit risk on its cash and cash equivalents, trade and other receivables and amounts owed by joint ventures as per the balance sheet. The maximum exposure to credit risk is represented by the carrying amount of each financial asset in the balance sheet which at year end amounted to £10,555,000 (2019: £15,173,000).

To mitigate risk on its cash and cash equivalents, the Group only deposits surplus cash with well-established financial institutions of high quality credit standing.

The Group's credit risk is primarily attributable to its trade receivables. Trade debtor's credit ratings are reviewed regularly. The Group's review includes measures such as the use of external ratings and establishing purchase limits for each customer. The Group had amounts due from its significant revenue customers at the year end that represented 68% (2019: 73%) of the trade receivables balance. These amounts have been subsequently settled. The Group approach to measure the credit loss allowance for trade receivables is outlined in note 17. At year end, the Group allowance for doubtful debts provided against trade receivables was £91,000 (2019: £21,000). As at year end the amount of trade receivables held past due date less credit loss allowances was £282,000 (2019: £23,000). To date, the amount of trade receivables held past due date less credit loss allowances that has not subsequently been settled is £155,000 (2019: £14,000). Management have no reason to believe that this amount will not be settled.

The Group exposure to credit risk on its loans to joint ventures and other receivables is mitigated through ongoing review of the underlying performance and resources of the counterparty including evaluation of different scenarios of probability of default and expected loss applicable to each of the underlying balances.

Financial assets maturity

On 31 December 2020, cash at bank and in hand amounted to £3,768,000 (2019: £7,697,000) which is invested in short term bank deposits maturing within one year bearing interest at the bank's variable rates. Cash and cash equivalents all have a maturity of less than 3 months.

Foreign exchange risk

All trading is undertaken in the local currencies except for certain export sales which are invoiced in dollars. It is not the Group's policy to obtain forward contracts to mitigate foreign exchange risk on these contracts as payment terms are within 15 days of invoice or earlier. Funding is also in local currencies other than inter-company investments and loans and it is also not the Group's policy to obtain forward contracts to mitigate foreign exchange risk on these amounts. During 2020 and 2019 the Group did not hedge its exposure of foreign investments held in foreign currencies.

The principal currency risk to which the Group is exposed in regard to inter-company balances is the exchange rate between Pounds sterling and South African Rand. It arises as a result of the retranslation of Rand denominated inter-company trade receivable balances held within the UK which are payable by South African Rand functional currency subsidiaries.

Based on the Group's net financial assets and liabilities as at 31 December 2020, a 25% strengthening of Sterling against the South African Rand, with all other variables held constant, would decrease the Group's profit after taxation by £360,000 (2019: £176,000). A 25% weakening of Sterling against the South African Rand, with all other variables held constant would increase the Group's profit after taxation by £601,000 (2019: £294,000).

The 25% sensitivity has been determined based on the average historic volatility of the exchange rate for 2019 and 2020.

Financial statements **Notes to the financial statements**

22. FINANCIAL INSTRUMENTS CONTINUED

The table below shows the currency profiles of cash and cash equivalents:

	2020 £'000	2019 £'000
Sterling	1,641	4,741
South African Rand	809	1,672
US Dollar	1,318	1,307
	3,768	7,720

Cash and cash equivalents earn interest at rates based on LIBOR in Sterling and Prime in Rand.

The tables below shows the currency profiles of net monetary assets and liabilities by functional currency of the Group:

	Sterling £'000	South African Rands £'000
2020:		
Sterling	(70)	-
South African Rand	39	(8,878)
US Dollar	1,736	-
	1,705	(8,878)

	Sterling £'000	South African Rands £'000
2019:		
Sterling	1,151	-
South African Rand	40	(3,510)
US Dollar	1,582	-
	2,773	(3,510)

23. DEFERRED TAXATION

	2020 £'000	2019 £'000
As at 1 January	2,071	2,226
Recognised in income	(1,416)	(136)
Exchange adjustment	(181)	(19)
As at 31 December	474	2,071
The deferred tax balance comprises the following:		
Revaluation of properties	299	476
Capital allowances	2,478	2,419
Short term timing difference	(692)	(707)
Unredeemed capital deductions	(645)	-
Losses and other deductions	(966)	(117)
	474	2,071

Refer to note 8 for details of deferred tax recognised in income in the current year. Tax rates of 19% (2019: 17%) in the UK and 28% (2019: 28%) in South Africa were utilised to calculate year end deferred tax balances.

Financial statements Notes to the financial statements

24. SHARE CAPITAL

	2020 £'000	2019 £'000
Authorised: 13,000,000 ordinary shares of 10p each	1,300	1,300
Allotted and fully paid:		

	2020 Number of ordinary shares	2019 Number of ordinary shares	2020 £'000	2019 £'000
At 1 January and outstanding at 31 December	10,676,839	10,676,839	1,068	1,068

25. OTHER RESERVES

	2020 £'000	2019 £'000
Equity share options	621	621
Net investment premium on share capital in joint venture	86	86
	707	707

26. SHARE BASED PAYMENTS

Details of the share option scheme are shown in the Directors' remuneration report on page 33 under the heading Share option schemes which is within the audited part of this report. Further details of the share option schemes are set out below.

The Bisichi PLC Unapproved Option Schemes:

Year of grant	Subscription price per share	Period within which options exercisable	Number of share for which options outstanding at 31 December 2019	Number of share options lapsed/surrendered /awarded during year	Number of share for which options outstanding at 31 December 2020
2015	87.0p	Sep 2015 – Sep 2025	300,000	-	300,000
2018	73.50p	Feb 2018 – Feb 2028	380,000	-	380,000

There are no performance or service conditions attached to 2015 and 2018 options which are outstanding at 31 December 2020.

	2020 Number	2020 Weighted average exercise price	2019 Number	2019 Weighted average exercise price
Outstanding at 1 January	680,000	79.46p	680,000	79.46p
Lapsed/Surrendered during the year	-	-	-	-
Issued during the year	-	-	-	-
Outstanding at 31 December	680,000	79.46p	680,000	79.46p
Exercisable at 31 December	680,000	79.46p	680,000	79.46p

Financial statements **Notes to the financial statements**

27. NON-CONTROLLING INTEREST

	2020 £'000	2019 £'000
As at 1 January	625	566
Share of (loss)/profit for the year	(440)	549
Dividends paid	-	(483)
Exchange adjustment	(69)	(7)
As at 31 December	116	625

The non-controlling interest comprises of a 37.5% interest in Black Wattle Colliery (Pty) Ltd and its wholly owned subsidiary Sisonke Coal Processing (Pty) Ltd. Black Wattle Colliery (Pty) Ltd is a coal mining company and Sisonke Coal Processing (Pty) Ltd is a coal processing company both incorporated in South Africa. Summarised financial information reflecting 100% of the underlying consolidated relevant figures of Black Wattle Colliery (Pty) Ltd's and its wholly owned subsidiary Sisonke Coal Processing (Pty) Ltd is set out below.

	2020 £'000	2019 £'000
Revenue	28,555	46,706
Expenses	(31,498)	(43,040)
Profit/(loss) for the year	(2,943)	3,666
Other comprehensive Income	-	-
Total comprehensive income for the year	(2,943)	3,666
Balance sheet		
Non-current assets	10,130	9,480
Current assets	9,781	10,462
Current liabilities	(16,915)	(12,087)
Non-current liabilities	(2,224)	(3,682)
Net assets at 31 December	772	4,173

The non-controlling interest originates from the disposal of a 37.5% shareholding in Black Wattle Colliery (Pty) Ltd in 2010 when the total issued share capital in Black Wattle Colliery (Pty) Ltd was increased from 136 shares to 1,000 shares at par of R1 (South African Rand) through the following shares issue:

- a subscription for 489 ordinary shares at par by Bisichi Mining (Exploration) Limited increasing the number of shares held from 136 ordinary shares to a total of 625 ordinary shares;
- a subscription for 110 ordinary shares at par by Vunani Mining (Pty) Ltd;
- a subscription for 265 "A" shares at par by Vunani Mining (Pty) Ltd

Bisichi Mining (Exploration) Limited is a wholly-owned subsidiary of Bisichi PLC incorporated in England and Wales.

Vunani Mining (Pty) Ltd is a South African Black Economic Empowerment company and minority shareholder in Black Wattle Colliery (Pty) Ltd.

The "A" shares rank pari passu with the ordinary shares save that they will have no dividend rights until such time as the dividends paid by Black Wattle Colliery (Pty) Ltd on the ordinary shares subsequent to 30 October 2008 will equate to R832,075,000.

A non-controlling interest of 15% in Black Wattle Colliery (Pty) Ltd is recognised for all profits distributable to the 110 ordinary shares held by Vunani Mining (Pty) Ltd from the date of issue of the shares (18 October 2010). An additional non-controlling interest will be recognised for all profits distributable to the 265 "A" shares held by Vunani Mining (Pty) Ltd after such time as the profits available for distribution, in Black Wattle Colliery (Pty) Ltd, before any payment of dividends after 30 October 2008, exceeds R832,075,000.

Financial statements Notes to the financial statements

28. RELATED PARTY TRANSACTIONS

	At 31 December		During the year	
	Amounts owed to related party £'000	Amounts owed by related party £'000	Costs recharged (to)/by related party £'000	Cash paid (to)/by related party £'000
Related party:				
London & Associated Properties PLC (note (a))	43	-	200	(190)
West Ealing Projects Limited (note (b))	-	(952)	-	(112)
Dragon Retail Properties Limited (note (c))	156	-	(36)	44
As at 31 December 2020	199	(952)	164	(258)
London & Associated Properties PLC (note (a))	33	-	200	(170)
West Ealing Projects Limited (note (b))	-	(840)	-	(88)
Dragon Retail Properties Limited (note (c))	149	-	-	(44)
As at 31 December 2019	182	(840)	200	(302)

- (a) **London & Associated Properties PLC** - London & Associated Properties PLC ("LAP") is a substantial shareholder and parent company of Bisichi PLC. Property management, office premises, general management, accounting and administration services are provided for Bisichi PLC and its UK subsidiaries. Bisichi PLC continues to operate as a fully independent company and currently LAP owns only 41.52% of the issued ordinary share capital. However, LAP is deemed under IFRS 10 to have effective control of Bisichi PLC for accounting purposes.
- (b) **West Ealing Projects Limited** - West Ealing Projects Limited ("West Ealing") is an unlisted property company incorporated in England and Wales. West Ealing is owned equally by the company and London & Associated Properties PLC and is accounted as a joint venture and treated as a non-current asset investment.
- (c) **Dragon Retail Properties Limited** - ("Dragon") is owned equally by the company and London & Associated Properties PLC. Dragon is accounted as a joint venture and is treated as a non-current asset investment.

Key management personnel comprise of the directors of the company who have the authority and responsibility for planning, directing, and controlling the activities of the company. Details of key management personnel compensation and interest in share options are shown in the Directors' Remuneration Report on pages 32 and 33 under the headings Directors' remuneration, Pension schemes and incentives and Share option schemes which is within the audited part of this report. The total employers' national insurance paid in relation to the remuneration of key management was £97,000 (2019: £223,000). In 2012 a loan was made to one of the directors, Mr A R Heller, for £116,000. Interest is payable on the Director's Loan at a rate of 6.14 per cent. There is no fixed repayment date for the Director's Loan. The loan amount outstanding at year end was £41,000 (2019: £41,000) and no repayment (2019: £nil) was made during the year.

The non-controlling interest to Vunani Limited is shown in note 27. In addition, the Group holds an investment in Vunani Limited classified as non-current available for sale investments with a fair value of £37,000 (2019: £38,000).

Financial statements **Notes to the financial statements**

29. EMPLOYEES

	2020	2019
	£'000	£'000
Staff costs during the year were as follows:		
Salaries	5,512	7,251
Social security costs	97	223
Pension costs	281	309
Share based payments	-	-
	5,890	7,783
The average weekly numbers of employees of the Group during the year were as follows:		
Production	221	204
Administration	15	15
	236	219

30. CAPITAL COMMITMENTS

	2020	2019
	£'000	£'000
Commitments for capital expenditure approved and contracted for at the year end	485	-

31. LEASE LIABILITIES AND FUTURE PROPERTY LEASE RENTALS

The lease liabilities are secured by the related underlying assets. The undiscounted maturity analysis of lease payments at 31 December 2020 is as follows:

	Mining Equipment & Development costs £'000	Motor Vehicles £'000	Head Lease Property £'000	2020	2019
				£'000	£'000
Within one year	41	30	13	84	35
Second to fifth year	170	16	50	236	117
After five years	132	-	1,548	1,680	1,419
	343	46	1,611	2,000	1,571
Discounting adjustment	(81)	(1)	(1,410)	(1,492)	(1,309)
Present value	262	45	201	508	262

Financial statements **Notes to the financial statements**

31. LEASE LIABILITIES AND FUTURE PROPERTY LEASE RENTALS CONTINUED

The present value of minimum lease payments at 31 December 2020 is as follows:

	Mining Equipment & Development costs £'000	Motor Vehicles £'000	Head Lease Property £'000	2020 £'000	2019 £'000
Within one year (Note 19)	40	29	12	81	30
Second to fifth year	139	16	40	195	96
After five years	83	-	149	232	136
Present value	2,632	45	201	508	262

With the exception of short-term leases and leases of low-value underlying assets, each lease is reflected on the balance sheet as a right-of-use asset and a lease liability. The Group classifies its right-of-use assets in a consistent manner to its property, plant and equipment. Lease liabilities due within one year are classified within trade and other payables in the balance sheet.

The Group has one lease for mining equipment in South Africa and one lease for motor vehicles in the United Kingdom. Both leases have terms of less than 5 years are either non-cancellable or may only be cancelled by incurring a substantive termination fee. Lease payments for mining equipment are subject to changes in consumer price inflation in South Africa.

The Group has one lease contract for an investment property. The remaining term for the leased investment property is 128 years. The annual rent payable is the higher of £7,500 or 6.25% of the revenue derived from the leased assets.

The Group has entered into rental leases on its investment property portfolio consisting mainly of commercial properties. These leases have terms of between 1 and 107 years. All leases include a clause to enable upward revision of the rental charge on an annual basis according to prevailing market conditions.

The future aggregate minimum rentals receivable under non-cancellable operating leases are as follows:

	2020 £'000	2019 £'000
Within one year	814	856
Second year	711	724
Third year	590	614
Fourth year	536	478
Fifth year	471	433
After five years	9,562	9,673
	12,684	12,778

Financial statements **Notes to the financial statements**

32. CONTINGENT LIABILITIES AND POST BALANCE SHEET EVENTS

Bank Guarantees

Bank guarantees have been issued by the bankers of Black Wattle Colliery (Pty) Limited on behalf of the company to third parties. The guarantees are secured against the assets of the company and have been issued in respect of the following:

	2020	2019
	£'000	£'000
Rail siding	50	54
Rehabilitation of mining land	1,441	1,553
Water & electricity	48	52

Covid-19 Pandemic

The Group's operations both in the United Kingdom and in South Africa continue to be impacted by the Covid-19 pandemic.

In South Africa the Group has been impacted by additional health and safety measures related to its workforce and stakeholders and risks related to business continuity and coal price. As at 22 April 2021, the Group's South African mining operations have remained in operation as the entities have been classified as essential businesses. In 2021 to date, demand for our particular coal and coal prices have remained stable. Looking forward, the duration and extent of the impact of the Covid-19 pandemic on our South African operations, particularly in terms of our coal markets, continue to remain uncertain.

In the UK, we have seen the Covid-19 pandemic have a significant impact on rental revenue collections from the Group's UK retail property portfolio and property valuations. Although the final impact of the pandemic on the portfolio remains uncertain, we expect much of the portfolio to recover once tenants are allowed to fully resume operating.

Although the final impact of Covid-19 is uncertain and an estimate of the overall financial effect cannot be made, the Directors believe that the Group has adequate resources to continue in operational existence for the foreseeable future and that the Group is well placed to manage its business risks.

Contingent tax liability

The interpretation of laws and regulations in South Africa where the Group operates can be complex and can lead to challenges from or disputes with regulatory authorities. Such situations often take significant time to resolve. Where there is a dispute and where a reliable estimate of the potential liability cannot be made, or where the Group, based on legal advice, considers that it is improbable that there will be an outflow of economic resources, no provision is recognised.

Black Wattle Colliery (Pty) Ltd is currently involved in a tax dispute in South Africa related to VAT. The dispute arose during the year and is related to events which occurred prior to the years ended 31 December 2020. As at 22 April 2021, the Group has been advised that it has a strong legal case, that it has complied fully with the legislation and, therefore, no economic outflow is expected to occur. Because of the nature and complexity of the dispute, the possible financial effect of a negative decision cannot be measured reliably. Accordingly, no provision has been booked at the year end. At this stage, the Group believes that the dispute will be resolved in its favour.

Financial statements


Company balance sheet

at 31 December 2020

	Notes	2020 £'000	2019 £'000
Fixed assets			
Tangible assets	35	90	74
Investment in joint ventures	36	665	665
Other investments	36	8,102	6,643
		8,857	7,382
Current assets			
Debtors – amounts due within one year	37	4,782	4,237
Debtors – amounts due in more than one year	37	248	113
Bank balances		1,810	4,900
		6,840	9,250
Creditors – amounts falling due within one year	38	(563)	(1,473)
Net current assets		6,277	7,777
Total assets less current liabilities		15,134	15,159
Creditors – amounts falling in more than one year	38	(16)	(17)
Net assets		15,118	15,142
Capital and reserves			
Called up share capital	24	1,068	1,068
Share premium account		258	258
Available for sale reserve		-	-
Other reserves		622	622
Retained earnings	33	13,170	13,194
Shareholders' funds		15,118	15,142

The profit for the financial year, before dividends, was £83,000 (2019: £2,095,000)

The company financial statements were approved and authorised for issue by the board of directors on 22 April 2021 and signed on its behalf by:



A R Heller
Director

G J Casey
Director

Company Registration No. 112155

Financial statements

Company statement of changes in equity

for the year ended 31 December 2020

	Share capital £'000	Share premium £'000	Other reserve £'000	Retained earnings £'000	Shareholders funds £'000
Balance at 1 January 2019	1,068	258	622	11,740	13,688
Dividend paid	-	-	-	(641)	(641)
Profit and total comprehensive income for the year	-	-	-	2,095	2,095
Balance at 1 January 2020	1,068	258	622	13,194	15,142
Dividend paid	-	-	-	(107)	(107)
Profit and total comprehensive income for the year	-	-	-	83	83
Balance at 31 December 2020	1,068	258	622	13,170	15,118

Financial statements

Company accounting policies

for the year ended 31 December 2020

The following are the main accounting policies of the company:

Basis of preparation

The financial statements have been prepared in accordance with Financial Reporting Standard 100 Application of Financial Reporting Requirements and Financial Reporting Standard 101 Reduced Disclosure Framework. The principal accounting policies adopted in the preparation of the financial statements are set out below.

The financial statements have been prepared on a historical cost basis, except for the revaluation of leasehold property and certain financial instruments.

Going concern

Details on the Group's adoption of the going concern basis of accounting in preparing the annual financial statements can be found on page 58.

Disclosure exemptions adopted

In preparing these financial statements the company has taken advantage of all disclosure exemptions conferred by FRS 101 as well as disclosure exemptions conferred by IFRS 2, 7, 13 and 16.

Therefore these financial statements do not include:

- certain comparative information as otherwise required by IFRS;
- certain disclosures regarding the company's capital;
- a statement of cash flows;
- the effect of future accounting standards not yet adopted;
- the disclosure of the remuneration of key management personnel; and
- disclosure of related party transactions with the company's wholly owned subsidiaries.

In addition, and in accordance with FRS 101, further disclosure exemptions have been adopted because equivalent disclosures are included in the company's Consolidated Financial Statements.

Dividends received

Dividends are credited to the profit and loss account when received.

Depreciation

Provision for depreciation on tangible fixed assets is made in equal annual instalments to write each item off over its useful life. The rates generally used are:

Office equipment 10 – 33 percent

Joint ventures

Investments in joint ventures, being those entities over whose activities the Group has joint control as established by contractual agreement, are included at cost, less impairment.

Other Investments

Investments of the company in subsidiaries are stated in the balance sheet as fixed assets at cost less provisions for impairment.

Other investments comprising of shares in listed companies are classified at fair value through profit and loss.

Foreign currencies

Monetary assets and liabilities expressed in foreign currencies have been translated at the rates of exchange ruling at the balance sheet date. All exchange differences are taken to the profit and loss account.

Financial instruments

Details on the Group's accounting policy for financial instruments can be found on page 63.

Deferred taxation

Details on the Group's accounting policy for deferred taxation can be found on page 65.

Leased assets and liabilities

Details on the Group's accounting policy for leased assets and liabilities can be found on page 64.

Pensions

Details on the Group's accounting policy for pensions can be found on page 63.

Share based remuneration

Details on the Group's accounting policy for share based remuneration can be found on page 63. Details of the share options in issue are disclosed in the directors' remuneration report on page 33 under the heading share option schemes which is within the audited part of this report.

Financial statements **Notes to the company financial statements**

33. PROFIT & LOSS ACCOUNT

A separate profit and loss account for Bisichi PLC has not been presented as permitted by Section 408(2) of the Companies Act 2006. The loss for the financial year, before dividends paid, was £83,000 (2019: £2,095,000)

Details of share capital are set out in note 24 of the Group financial statements and details of the share options are shown in the Directors' Remuneration Report on page 33 under the heading Share option schemes which is within the audited part of this report and note 26 of the Group financial statements.

34. DIVIDENDS

Details on dividends can be found in note 9 in the Group financial statements.

35. TANGIBLE FIXED ASSETS

	Leasehold Property £'000	Motor Vehicles £'000	Office equipment £'000	Total £'000
Cost at 1 January 2020	45	33	70	148
Additions	-	36	-	36
Cost at 31 December 2020	45	69	70	184
Accumulated depreciation at 1 January 2020	-	5	69	74
Charge for the year	-	19	1	20
Accumulated depreciation at 31 December 2020	-	24	70	94
Net book value at 31 December 2020	45	45	-	90
Net book value at 31 December 2019	45	28	1	74

Leasehold property consists of a single unit with a long leasehold tenant. The term remaining on the lease is 39 years. Motor Vehicles comprise wholly of Right of Use leased assets.

36. INVESTMENTS

	Joint ventures shares £'000	Shares in subsidiaries £'000	Other investments £'000	Total £'000
Net book value at 1 January 2020	665	6,356	287	6,643
Invested during the year	-	-	1,359	1,359
Repayment	-	-	(101)	(101)
Unrealised surplus/deficit over cost	-	-	201	201
Net book value at 31 December 2020	665	6,356	1,746	8,102

Investments in subsidiaries are detailed in note 15. In the opinion of the directors the aggregate value of the investment in subsidiaries is not less than the amount shown in these financial statements.

Other investments comprise of £1,746,000 (2019: £287,000) shares in listed companies.

Financial statements Notes to the company financial statements

37. DEBTORS

	2020 £'000	2019 £'000
Amounts due within one year:		
Amounts due from subsidiary undertakings	3,709	3,285
Other debtors	85	79
Joint venture	952	840
Prepayments and accrued income	36	33
	4,782	4,237
Amounts due in more than one year:		
Deferred taxation	248	113
	248	113

Amounts due within one year are held at amortised cost. The Group applies a simplified approach to measure the loss allowance for trade receivables using the lifetime expected loss provision. The Group applies a general approach on all other receivables. The general approach recognises lifetime expected credit losses when there has been a significant increase in credit risk since initial recognition. The company has reviewed and assessed the underlying performance and resources of its counterparties including its subsidiary undertakings and joint ventures.

38. CREDITORS

	2020 £'000	2019 £'000
Amounts falling due within one year:		
Joint venture	156	148
Other taxation and social security	63	21
Other creditors	188	1,221
Lease Liabilities	29	10
Accruals and deferred income	127	73
	563	1,473

Lease liabilities comprise of leases on Motor vehicles with remaining leases of 1-2 years. With the exception of short-term leases and leases of low-value underlying assets, each lease is reflected on the balance sheet as a right-of-use asset and a lease liability.

Financial statements **Notes to the company financial statements**

39. RELATED PARTY TRANSACTIONS

At 31 December	At 31	During the year	
	December	Costs recharged / accrued (to)/ by related party	Cash paid (to)/ by related party
	Amounts owed by related party £'000	£'000	£'000
Related party:			
Black Wattle Colliery (Pty) Ltd (note (a))	(1,331)	(958)	-
Ninghi Marketing Limited (note (b))	(102)	-	-
As at 31 December 2020	(1,433)	(958)	-
Black Wattle Colliery (Pty) Ltd (note (a))	(373)	(1,053)	813
Ninghi Marketing Limited (note (b))	(102)	-	-
As at 31 December 2019	(475)	(1,053)	813

(a) **Black Wattle Colliery (Pty) Ltd** – Black Wattle Colliery (Pty) Ltd is a coal mining company based in South Africa.

(b) **Ninghi Marketing Limited** – Ninghi Marketing Limited is a dormant coal marketing company incorporated in England & Wales.

Black Wattle Colliery (Pty) Ltd and Ninghi Marketing Limited are subsidiaries of the company.

In addition to the above, the company has issued a company guarantee of R20,061,917 (2019: R20,061,917) (South African Rand) to the bankers of Black Wattle Colliery (Pty) Ltd in order to cover bank guarantees issued to third parties in respect of the rehabilitation of mining land.

A provision of £102,000 has been raised against the amount owing by Ninghi Marketing Limited in prior years as the company is dormant.

In 2012 a loan was made to one of the directors, Mr A R Heller, for £116,000. Further details on the loan can be found in Note 28 of the Group financial statements.

Under FRS 101, the company has taken advantage of the exemption from disclosing transactions with other wholly owned Group companies. Details of other related party transactions are given in note 28 of the Group financial statements.

40. EMPLOYEES

	2020	2019
	£'000	£'000
The average weekly numbers of employees of the company during the year were as follows:		
Directors & administration	5	5
Staff costs during the year were as follows:		
Salaries	758	1,687
Social security costs	97	223
Pension costs	28	37
Share based payments	-	-
	883	1,947

www.bisichi.co.uk

Bisichi PLC
24 Bruton Place
London W1J 6NE

email: admin@bisichi.co.uk

