

WEDNESDAY



A19 *A1836N7T* 02/05/2012 #274
COMPANIES HOUSE

R.E.A. HOLDINGS PLC - ANNUAL REPORT
2011

Secretary and registered office
R.E.A Services Limited
First Floor
32-36 Great Portland Street
London W1W 8QX

Website
www.rea.co.uk

Registered number
00671099 (England and Wales)

Contents

Officers and professional advisers	2
Maps showing plantation areas	3
Summary of results	4
Key statistics	5
Chairman's statement	7
Review of the group	16
Directors	56
Directors' report	58
Corporate governance	65
Directors' remuneration report	72
Directors' responsibilities	78
Directors' confirmation	79
Auditors' report (group)	80
Consolidated income statement	82
Consolidated balance sheet	83
Consolidated statement of comprehensive income	84
Consolidated statement of changes in equity	84
Consolidated cash flow statement	85
Accounting policies (group)	86
Notes to the consolidated financial statements	92
Auditors' report (company)	118
Company balance sheet	120
Movement in total shareholders' funds	121
Statement of total recognised gains and losses	121
Accounting policies (company)	122
Notes to the company financial statements	123
Notice of annual general meeting	130



Officers and professional advisers

Directors

R M Robinow
J C Oakley
D J Blackett
J M Green-Armytage
J R M Keatley
D H R Killick
L E C Letts
C L Lim

Secretary and registered office

R.E.A. Services Limited
First Floor
32-36 Great Portland Street
London W1W 8QX

Stockbrokers

Mirabaud Securities LLP
33 Grosvenor Place
London SW1X 7HY

Solicitors

Ashurst LLP
Broadwalk House
5 Appold Street
London EC2A 2HA

Auditors

Deloitte LLP
2 New Street Square
London EC4A 3BZ

Registrars and transfer office

Capita Registrars
The Registry
34 Beckenham Road
Beckenham
Kent BR3 4TU



Maps showing plantation areas

as at 31 December 2011

Map removed at request of Companies House

Summary of results

for the year ended 31 December 2011

	2011 \$'000	2010 \$'000	Change %
Revenue	147,758	114,039	+ 30
Earnings before interest, tax, depreciation, amortisation and biological gain ¹	70,818	58,394	+ 21
Profit before tax	64,173	50,447	+ 27
Profit for the year	45,614	34,973	+ 30
Profit attributable to ordinary shareholders	40,453	32,325	+ 25
Cash generated by operations ²	59,854	50,210	+ 19

Earnings per ordinary share (diluted) in US cents	121.0	96.8	+ 25
Dividend per ordinary share in pence ³	6.5	5.5	+ 18

Average exchange rates	2011	2010	2009	2008	2007
Indonesian rupiah to US dollar	8,790	9,078	10,356	9,757	9,166
US dollar to pound sterling	1.61	1.55	1.56	1.84	2.01

¹ See note 5 to consolidated financial statements

² See note 36 to consolidated financial statements

³ Paid in respect of the year

Key statistics

for the year ended 31 December 2011

	2011 ¹	2010	2009	2008	2007
Allocated area - Hectares					
Mature oil palm	25,415	21,984	18,736	16,487	13,080
Immature oil palm (prior years)	3,318	8,850	8,171	9,032	11,814
Oil palm development (current year) ²	8,351	1,249	4,083	2,781	1,514
	37,084	32,083	30,990	28,300	26,408
Planned oil palm development (succeeding year)	4,000	6,907	4,000	–	11,500
Reserve area ³	56,614	55,773	79,828	86,541	84,018
Total	97,698	94,763	114,818	114,841	121,926
Production - Tonnes					
Oil palm fresh fruit bunch crop - group	607,335	518,742	490,178	450,906	393,217
Oil palm fresh fruit bunch crop - external	34,146	20,089	13,248	6,460	2,767
	641,481	538,831	503,426	457,366	395,984
Crude palm oil					
Crude palm oil	147,455	127,256	118,357	105,597	93,229
Palm kernel	28,822	24,614	23,740	20,846	15,660
Total palm products	176,277	151,870	142,097	126,443	108,889
Oil extraction rate					
Oil extraction rate	23.0%	23.6%	23.5%	23.1%	23.5%
Kernel extraction rate					
Kernel extraction rate	4.5%	4.6%	4.7%	4.6%	4.0%
Yields - Tonnes per mature hectare					
Fresh fruit bunches					
Fresh fruit bunches	23.9	23.6	26.2	27.3	29.6
Crude palm oil					
Crude palm oil	5.8	5.6	6.2	6.3	7.1
Palm kernel					
Palm kernel	1.1	1.1	1.2	1.2	1.2
Total palm products	6.9	6.7	7.4	7.5	8.3

1. Before implementation of proposed exchange of land areas subject to overlapping mineral rights.

2. Includes 3,350 hectares in 2011, 156 hectares in 2010, 1,393 hectares in 2009 and 889 hectares in 2008 classified as immature oil palm or oil palm development in the preceding year.

3. Includes conservation areas, roads and other infrastructure and areas available for planting and under negotiation.



Crude palm oil monthly average price

Graph removed at request from Companies House

Share performance graph

Graph removed at request from Companies House

Chairman's statement

Introduction

The "Review of the group" section of this annual report gives detailed information intended to assist shareholders in understanding the group's business and strategic objectives. Because the review is designed to provide a reasonably complete and self-contained description of the group, it does, in many places, repeat what has been said in the reviews of the group contained in previous annual reports. This "Chairman's statement" endeavours to be less repetitive and to provide a synopsis of the more significant matters noted in the review with particular emphasis on developments that occurred during 2011 or are in prospect.

Results

Group profit before tax for 2011 at \$64.2 million was some 27 per cent ahead of the \$50.4 million reported for 2010.

The greater level of coal sales achieved in 2011 (\$18.2 million against \$4.2 million in 2010) was a significant factor in the increased revenue of \$147.8 million reported for 2011. Other factors were the higher average selling prices for crude palm oil ("CPO") and crude palm kernel oil ("CPKO") prevailing during 2011 and increased CPO and CPKO output. However, the changes to export duty introduced in August 2011 meant that revenues from CPO and CPKO in the last quarter of the year were some \$21 per tonne less than they would otherwise have been. Higher cost of sales, amounting to \$68.1 million in 2011 against \$48.6 million in the preceding year, also reflected the expansion of the coal activities and the increased CPO and CPKO output, while local cost inflation was a continuing factor.

IFRS fair value adjustments, aggregating \$11.4 million in 2011, were significantly ahead of the aggregate adjustments of the \$2.0 million reported in the preceding

year. The higher net gain from changes in the fair value of biological assets reflected the further development of the group's plantations, while the increased net gain arising from changes in the fair value of agricultural produce inventory was the result of a build up in produce stock at the end of 2011 caused by temporary restrictions on traffic movements on the Mahakam River following the collapse of a bridge at Tenggarong.

2011 saw a further increase in administrative expenses from \$10.2 million in 2010 to \$16.9 million. The increase was in part the result of inflation and a lower capitalisation rate (reflecting the increasing ratio of mature to immature areas) but higher compliance costs, particularly in discharging the group's social obligations, a one-off cost of payments under a staff long term service scheme and the employment of additional senior management during a period of generational management transition were also factors.

At the after tax level, profit for the year for 2011 was \$45.6 million against \$35.0 million in 2010 while profit attributable to ordinary shareholders was \$40.4 million against \$32.3 million. Fully diluted earnings per share amounted to US 121.0 cents (2010 US 96.8 cents).

The non cash components of operating profit were higher in 2011 than in 2010 so that, with the reversal of these, operating cash flows before movements in working capital showed a lesser year on year increase than operating profit. The aggregate increase in working capital of \$8.2 million over 2011 was broadly similar to that of the preceding year and reflected significant increases in inventories and receivables offset in part by an increase in payables. The increase in inventories was largely the result of the stock build up at end 2011 referred to above, while the increases in receivables and payables were attributable to a number of factors, including movements arising in connection with the substantial capital projects in progress at end 2011.

Chairman's statement continued

With tax payments lower in 2011 than in 2010 (when the payments included payment of a disputed tax assessment in respect of 2008), net cash from operating activities for 2011 amounted to \$33.8 million against \$21.3 million for 2010.

Agricultural operations

Operational matters

The crop out-turn for 2011 amounted to 607,335 tonnes of oil palm fresh fruit bunches ("FFB"). This represented an increase of 17 per cent on the FFB crop for 2010 of 518,742 tonnes and was close to the budgeted crop for the year of 610,957 tonnes. External purchases of FFB from smallholders and other third parties in 2011 totalled 34,146 tonnes (2010: 20,089 tonnes).

Rainfall across the group's estates averaged 3,414 mm for 2011, compared with 4,434 mm for the previous year. After a period of comparatively low rainfall during the third quarter of the year, the fourth quarter was relatively wet. This delayed crop ripening in the final months of 2011 so that the surpluses over budget reported earlier in the year were not maintained.

Processing of the group's own FFB production and the externally purchased FFB, together totalling 641,481 tonnes (2010: 538,831 tonnes), produced 147,455 tonnes of CPO (2010: 127,256 tonnes) and 28,822 tonnes of palm kernels (2010: 24,614 tonnes) reflecting extraction rates of 22.99 per cent for CPO (2010: 23.62 per cent) and 4.49 per cent for kernels (2010: 4.57 per cent). Production of CPKO amounted to 10,815 tonnes (2010: 9,745 tonnes) with an extraction rate of 38.44 per cent (2010: 40.07 per cent).

Good progress was made during the year with a major overhaul of the group's older mill designed to restore the effective capacity of the mill to 80 tonnes per hour. This

has involved upgrading of machinery and the installation of a new boiler. Delays in the delivery of new steriliser cages have meant that full completion of the overhaul is now expected for mid 2012. The capacity of the second oil mill, which was brought into production in 2006, has already been expanded to 80 tonnes per hour. The two mills are continuing to cope well with the demands of current crop levels. Construction of a third mill commenced during 2011 and is due for completion in the second half of 2012 in readiness for the expected peak cropping months later in the year. The third mill will, like the second mill, incorporate its own kernel crushing plant.

The group is continuing its effort to improve its agricultural processes with a view to minimising costs of production while paying heed to its social and environmental responsibilities. Previous initiatives have included measures to reduce the use of pesticides and partial substitution of natural fertiliser for inorganic by composting processing waste. These initiatives were extended during 2011 with the start of construction of two methane conversion plants which are intended to reduce the group's greenhouse gas emissions and increase its energy efficiency. This will be achieved in two ways: first, by reducing methane emissions from anaerobic respiration in the effluent ponds and, secondly, through the reduction in consumption of diesel oil and petrol required to run generators as the electricity that these produce is replaced by electricity from the methane plants. The first such plant was commissioned in the first quarter of 2012 and the second plant is expected to be commissioned during the second quarter. The group expects to obtain carbon credits under the Clean Development Mechanism for the period from completion of the plants up to 2020.

The group received an award in 2011, presented by the President of the Republic of Indonesia, for the "Best Company in East Kalimantan" in the provision of equal opportunities for female workers.

Land allocations and development

The group's land titling made further progress during 2011 to the extent that the fully titled agricultural land area held by the group amounted at year end (prior to implementation of the settlement arrangements referred to below) to 70,584 hectares (2010 63,263 hectares). In addition, at the year end the group held land allocations subject to completion of titling totalling some 27,000 hectares of which some 15,000 hectares are conditional not only upon satisfaction of the normal titling requirements but also upon completion of a planned rezoning of East Kalimantan which is continuing to progress slowly through the governmental authorities who must approve it.

The fully titled areas include 3,557 hectares that are the subject of third party claims in respect of the rights to coal underneath such land. This hectareage, together with a further 2,212 hectares of land allocated but not yet fully titled, is the subject of the conditional settlement agreement reached on 30 December 2011 to resolve such claims. Under this agreement, the group will relinquish the areas in question in exchange for 9,097 hectares of fully titled nearby land held by another company of which ownership will be transferred to the group. Upon, and subject to completion of, this agreement, the fully titled land areas held by the group will increase to 76,124 hectares, while the land allocations still subject to titling will reduce to 24,902 hectares.

Titling of the remaining land allocations may be expected to result in full titles being granted to only part of the allocated areas as areas the subject of conflicting land claims or deemed unsuitable for oil palm cultivation may be excluded. Moreover, not all of the areas in respect of which full land use titles are issued can be planted with oil palms. Some fully titled land may be unsuitable for planting, a proportion will be set aside for conservation and a further proportion is required for roads, buildings

and other infrastructural facilities. The directors believe that, of the 76,124 hectares of post settlement fully titled land, between 50,000 and 55,000 hectares will ultimately be plantable with oil palms. The remaining land allocations may in due course provide a further 10,000 plantable hectares.

Areas planted and in the course of development as at 31 December 2011 amounted in total to some 37,000 hectares. Of this total, mature plantings comprised 25,415 hectares having a weighted average age of 10 years. A further 1,234 hectares planted in 2008 was scheduled to come to maturity at the start of 2012. The total of 37,000 hectares includes 2,164 hectares (of which 272 hectares were planted in 2008) to be relinquished upon completion of the land settlement arrangement described above.

Coal operations

The group's major concentration to-date in its embryonic coal mining activities has been on establishing a commercial level of production from the Kota Bangun concession. During 2010, land compensation was completed, mining and environmental management plans settled, necessary permits for mining operations obtained and arrangements for evacuating mined coal concluded. Pre-stripping and removal of overburden (being earth and rock overlaying the coal) started in November 2010 and the coal seams were exposed early in 2011.

In the six months to end June 2011, mining operations at the Kota Bangun concession produced some 20,000 tonnes of coal. The group was aiming to build up to a production level within 2011 of some 16,000 tonnes per month. As previously reported, however, operations were halted in the middle of 2011 following cancellation of the contract with the principal mining contractor who had run into financial difficulties. The group is continuing to review its options for this concession. Further exploration

Chairman's statement continued

drilling is being carried out to determine the full extent of the coal resource within the concession as well as the potential of an adjacent concession over which the group has secured a period of exclusivity in which to complete due diligence. Production is expected to recommence once an optimised mine plan has been completed.

Good progress is now being made with the further investigation of the Liburdinding concession where the original mining plan had to be abandoned in 2010 when it became clear that the relatively high sulphur content of the coal was making it difficult to sell. The group is looking at blending Liburdinding coal with low sulphur coal mined from a lower seam or purchased from third parties although an alternative option is simply to sell the Liburdinding production without blending and to accept a discount for the sulphur content. Additional mapping has now been completed and a drilling programme to delineate more precisely the available resource is currently in hand. This will be followed by revision of the existing mine plan with an evaluation of the most economic alternatives for selling coal from this concession, after which it is expected that production will be resumed.

Deliveries of traded coal for the year to 31 December 2011 amounted to some 266,084 tonnes. Although trading volumes grew during 2011, growth was not as rapid as was initially projected. Trading prospects do still appear positive and the group hopes to build up volumes during 2012 to an average monthly sales level of 100,000 tonnes. Coal for traded sales is currently sourced by outright purchase from third party suppliers. The option remains to develop long term arrangements for meeting a proportion of the traded coal requirement by mining third party owned concessions against payment of royalties.

Social responsibility

In the agricultural operations, good progress was made during 2011 in completing the planting up of the plasma scheme areas already under development although in identifying additional land areas for plasma development have meant that plans for the further expansion of plasma schemes have taken longer to finalise than originally hoped. The plasma scheme areas planted at 31 December 2011 amounted to 2,623 hectares (2010 2,131 hectares). Together, these areas are owned by 6 cooperatives with participating members from 10 local villages. With allocations of additional land now under negotiation and existing allocated areas already under development, a useful further increase in plasma areas should be achievable during 2012.

External financing for the group supported plasma schemes initiated to-date has been agreed with a local development bank in the form of fifteen year loans secured on the land and assets of the schemes and guaranteed by the group. These facilities are designed to finance most of the initial development costs of the schemes but will be supplemented to the extent necessary by funds advanced by the group. A first facility was signed in 2010 and is already being utilised. Two further facilities were agreed during 2011 and are expected to be available for drawing during 2012.

The group's conservation department (conducting its activities under the name "REA Kon") continues to expand its database of flora and fauna found within the group's conservation reserves and neighbouring watercourses. In addition, steps are being taken to educate and incentivise the group's resident workforce and its dependants to segregate domestic waste so as to permit recycling of organic and plastic waste. During 2011, REA Kon ran further conservation programmes and education camps for school children as well as a field course entitled "Practical Conservation for Plantations" for a large palm

oil company with plantations in Kalimantan. Revenue generated by the latter training course was utilised to support the group's charitable foundation, the Yayasan Ulin or Ironwood Foundation ("YU"). The group has recently established a UK registered charity, The Ironwood Foundation (registered charity number 1145410), to act as a "feeder charity" to YU so as to permit UK donors wishing to support YU to make donations with the benefit of the UK tax incentives available for donations to UK registered charities.

During 2011, the group's principal operating subsidiary, PT REA Kaltim Plantations ("REA Kaltim"), and its associated smallholders were granted accreditation by the Roundtable on Sustainable Palm Oil ("RSPO") for their oil palm plantings and the two REA Kaltim oil mills. Further audits for RSPO accreditation of the established areas held by another of the group's operating subsidiaries took place in early 2012 and certification is expected to be received shortly. Development of new planting areas is being carried out in accordance with the RSPO "New Plantings Procedures".

As a further step in the process of RSPO accreditation of its operations, the group is now also seeking certification of its supply chain under the Supply Chain Certification System ("SCCS"). Separately, it plans to seek certification of its biomass production under the terms of the EU Renewable Energy Directive ("International Sustainability & Carbon Certification" or "ISCC"). This latter should permit the group to export the group's CPO to Europe at a premium price for use as a sustainable bio-fuel in the production of energy.

In the coal operations, the group also remains committed to observing international standards of best environmental and corporate social practice.

Finance

In July 2011, 15 million new preference shares were issued for cash at a price of 103p per share by way of a placing to raise £15 million (\$24.3 million) net of expenses. This issue was followed in September 2011 by the issue of a further 2,004,872 new preference shares by way of capitalisation of share premium account pursuant to the capitalisation issue to ordinary shareholders referred to under "Dividends" below.

The proceeds of the placing of new preference shares were applied in reducing indebtedness. Following such reduction, group indebtedness and related engagements at 31 December 2011 amounted to \$960 million, made up of \$35 million nominal of dollar notes (carrying value \$340 million), £345 million nominal of 95 per cent guaranteed sterling notes 2015/17 ("sterling notes") (carrying value \$513 million), \$108 million in respect of the hedge of the principal amount of the sterling notes, \$15 million in respect of the KCC participating preference shares (which are classified as debt), a term loan from an Indonesian bank of \$270 million and other short term indebtedness comprising drawings under working capital lines of \$20 million. Against this indebtedness, at 31 December 2011 the group held cash and cash equivalents of \$306 million.

Planned extension planting and the requirement for investment in estate buildings and other estate plant and equipment that follows any expansion of the group's planted hectareage, will involve the group in continuing significant capital expenditure for several years to come. In addition, completion of construction of the group's third oil mill and the two new methane conversion plants, together with housing and associated infrastructure, is expected to involve further expenditure of some \$30 million in 2012. If CPO prices remain at good levels and existing term loans are refinanced as they mature over the next six years, the directors expect that such capital expenditure can be largely funded from internal cash flow.

Chairman's statement continued

The directors intend that further cash advances to the coal operations should be limited to the amount required to complete development of the existing coal concessions. Any expansion beyond this should be self-financing.

Dividends

The fixed semi-annual dividends on the 9 per cent cumulative preference shares that fell due on 30 June and 31 December 2011 were duly paid. An interim dividend in respect of 2011 of 3p per ordinary share was paid in January 2012 and the directors recommend the payment of a final dividend in respect of 2011 of 3½ p per ordinary share to be paid on 27 July 2012 to ordinary shareholders on the register of members on 29 June 2012. The total dividend payable per ordinary share during 2012 in respect of 2011 will thus amount to 6½p. This compares with the total paid during 2011 in respect of 2010 of 5½p.

In recent years, the group has invested heavily in the development of its agricultural operations. This has entailed major capital expenditure and the need to fund this expenditure has constrained the rates at which the directors have felt that they can prudently declare, or recommend the payment of, ordinary dividends. They believe that capitalisation issues of new preference shares to ordinary shareholders provide a useful mechanism for augmenting returns to ordinary shareholders in periods in which good profits are achieved but demands on cash resources limit the scope for payment of cash dividends. In line with this thinking, a capitalisation issue of 2,004,872 new preference shares was made to ordinary shareholders on 29 September 2011 on the basis of 3 new preference shares for every 50 ordinary shares held on 28 September 2011.

If the intended listing of REA Kaltim on the Jakarta Stock Exchange (as referred to below) proceeds and it is

decided that the listing should be accompanied by an exchange of a proportion of existing issued ordinary shares of the company for preference shares, the directors expect that any capitalisation issue of new preference shares to ordinary shareholders that they might consider it appropriate to propose during 2012 would be effected in combination with such exchange rather than made separately.

Looking forward, if REA Kaltim becomes listed, it is expected that the planned future expansion of the agricultural operations will permit REA Kaltim to distribute each year around one third of its after tax profits. The directors then intend that the company should adopt a policy of distributing to its ordinary and preference shareholders a large proportion of its share of the REA Kaltim dividends. In practice if, as is contemplated, a proportion of ordinary shares is exchanged for preference shares, this is likely to mean that, for the immediate future, the company's progressive but conservative ordinary dividend policy will simply continue but those ordinary shareholders who wish to obtain a higher yield from their investment in the company will be able to do so by retaining some or all of the preference shares that they will receive as a result of the partial exchange of ordinary shares for preference shares.

Strategic direction and succession

As shareholders will be aware from past annual reports, the directors have for some time been debating how the group should in future be structured and managed. This debate has been prompted by a combination of factors: the significant enlargement of the group's operations over the past decade, the continuing growth of the Indonesian economy, the progressive maturing of South East Asian capital markets and the ageing of the group's existing senior management.

The directors have now reached certain conclusions. They have rejected the idea which they were at one time considering of reconstituting the group under the ownership of a new parent company listed on a stock exchange in a South East Asian financial centre. Instead, the directors aim to amalgamate all of the group's Indonesian plantation subsidiaries into a single sub-group, headed by the group's principal plantation subsidiary, PT REA Kaltim Plantations ("REA Kaltim"), to sell, to the investing public in Indonesia, a minority shareholding in REA Kaltim (probably 20 per cent) and to list REA Kaltim on the Jakarta Stock Exchange. This could be expected to encourage coverage of the group by South East Asian investment analysts, this being one perceived advantage of a restructuring under a South East Asian listed parent, but would be less expensive to arrange than such a restructuring. Moreover, listing REA Kaltim in Jakarta would have the particular advantage that, as a listed company, REA Kaltim would be treated as a local rather than foreign company for Indonesian regulatory purposes.

The consequence of this proposed course of action is that the company will, for the foreseeable future, remain listed in the UK. However, the directors intend that the management of the group will progressively move to Singapore and Indonesia and that the group's London office will, over time, be reduced to a secretariat managing the company's UK listing and liaising with European shareholders. The existing group managing director and the chairman will remain UK based and are expected to continue in their current roles for a period at least sufficient to ensure management continuity. Following their eventual retirement, it is planned that most of their responsibilities will transfer to Singapore and Indonesia.

The directors believe that establishing a more local profile for the group and facilitating local Indonesian investment in the group's plantation operations is likely to become an increasingly important factor in determining whether the

group is able to add to its existing land holdings. Moreover, the directors believe that it is now possible to attract management willing to live and work in Singapore and Indonesia of the calibre needed to run the group and that basing senior management in the same time zone as the group's operations will facilitate management oversight and improve management effectiveness.

Following the steps taken in previous years to enhance operational and administrative management capacity in Indonesia, during 2011 the group established a small regional office in Singapore and recruited a senior executive, Mark Parry, to head this office and assume overall local charge of the Indonesian operations. It is intended that Mr Parry will be appointed as president of REA Kaltim's board of directors with the incumbent president director moving to become chairman of the board of commissioners. These two officials, combined with REA Kaltim's expatriate chief operating and chief financial officers, establish the leadership required to proceed with the planned listing of REA Kaltim.

Whilst the senior executive management of REA Kaltim following the planned listing will be provided by a triumvirate of expatriates, REA Kaltim's president commissioner will be a senior Indonesian national. The group's coal operations are also under the overall charge of an Indonesian national. As a foreign investor in Indonesia, the group needs to remain aware that it is in essence a guest in Indonesia and an understanding of local customs and sensitivities is important. The group's ability to rely on senior Indonesians to handle its interface with Indonesia is therefore a significant asset.

The directors are not motivated in proposing the listing of REA Kaltim on the Jakarta Stock Exchange by any perceived need to secure additional equity capital. Rather, the directors consider that, to the extent that cash is raised from a sale of REA Kaltim shares in Jakarta, the existing equity capital of the company should effectively

Chairman's statement continued

be reduced. However, the directors also wish the group to take maximum advantage of the new capital that the proposed sale would raise.

Accordingly, if the proposed sale of REA Kaltim shares in Jakarta proceeds, the directors are contemplating the submission to shareholders of a proposal for the exchange of a proportion of issued ordinary shares for preference shares. Such an exchange would not only effectively reduce the equity capital of the company by substituting preference share capital for equity but would also mean that the net cash proceeds from the sale of REA Kaltim shares would remain available to the group and could be used to fund an accelerated expansion programme. Operating cash flows could then be used in part to fund progressive repayment of existing indebtedness with the effect that, over time, existing debt would be replaced by preference share capital.

Corporate governance

In its 2011 evaluation of its performance, the board concluded that it was performing effectively as currently constituted and that its effectiveness was not only not compromised but in fact augmented by the presence of several long serving non-executive directors with a deep knowledge of the plantation industry and the group's own affairs and, in several cases, with material holdings of the company's shares. The board saw as its most immediate challenge establishing the structure and direction of the group going forward and arranging a smooth transition to a younger generation of senior executive management. The board reconfirmed its previous conclusion that once these objectives had been substantially achieved it would be appropriate that the board itself should be reorganised.

The steps being taken in relation to future structure and direction are described above and it is hoped that the planned Jakarta listing of REA Kaltim can be completed during 2012. The four long serving independent non-

executive directors, Messrs Green-Armytage, Keatley, Letts and Lim then intend to retire. This will reduce the number of board members to four. It is then proposed to invite Mr Pary to join the board as an executive director and to appoint one new independent non-executive director who has still to be selected.

Prospects

The group's own FFB crop for 2012 has been budgeted at 682,000 tonnes with a normal budgetary assumption of average rainfall (both as to quantum and distribution). The FFB crop to end March 2012 amounted to 136,702 tonnes against the budget for the period of 167,804 tonnes. The directors do not believe that any conclusions as to the likelihood of the group achieving its budgeted crop for 2012 should be drawn from the shortfall as variations from year to year in the monthly phasing of each year's crop are normal. External purchases of FFB during 2012 have been budgeted at some 30,000 tonnes.

CPO is currently trading at above \$1,100 per tonne and the prices of other vegetable oils have risen commensurately. These historically high prices may be attributed to a number of factors: the demand drivers of population growth and developing world economic growth, increasing petroleum oil prices and, notwithstanding the high prices, continuing growth in consumption. World stock levels of oilseeds are not at high levels and there are current concerns that hot dry weather in North and South America will limit soybean crops in the first semester of 2012 and that this will prevent rebuilding of stocks to more normal levels. On this basis, CPO prices could reasonably be expected to remain firm for a while longer, particularly if petroleum oil prices are maintained at or near current levels.

While CPO and CPKO remain at current levels, the group will continue to enjoy excellent cash flows. With good

progress being made in resolving land issues, these flows should permit the group to maintain its planned extension planting programme. Moreover, if the planned Jakarta listing of REA Kaltim can be successfully concluded, it is intended to accelerate this programme. The directors also hope that the investment in the coal operations will soon begin to show a return. The directors therefore believe that the group is well set for further growth.



RICHARD M ROBINOW

Chairman

27 April 2012

Review of the group

Introduction

This review has been prepared to provide holders of the company's shares with information that complements the accompanying financial statements. Such information is intended to help shareholders in understanding the group's business and strategic objectives and thereby assist them in assessing how the directors have performed their duty of promoting the success of the company.

This review should not be relied upon by any persons other than shareholders or for any purposes other than those stated. The review contains forward-looking statements which have been included by the directors in good faith based on the information available to them up to the time of their approval of this review. Such statements should be treated with caution given the uncertainties inherent in any prognosis regarding the future and the economic and business risks to which the group's operations are exposed.

In preparing this review, the directors have complied with section 417 of the Companies Act 2006. They have also sought to follow best practice as recommended by the reporting statement on operating and financial reviews published by the Accounting Standards Board but this review may not comply with that reporting standard in all respects.

This review has been prepared for the group as a whole and therefore gives emphasis to those matters that are significant to the company and its subsidiaries when taken together. The review is divided into five sections: overview, agricultural operations, coal operations, finances, and risks and uncertainties.

Overview

Nature of business and resources

The group is principally engaged in the cultivation of oil palms in the province of East Kalimantan in Indonesia and in the production of crude palm oil ("CPO") and by-products. A detailed description of the group's oil palm activities is provided under "Agricultural operations" below.

During 2008, the directors decided to augment the traditional agricultural operations of the group by developing a modest coal mining business in Indonesia. Following this decision, the group has acquired rights in respect of three coal concessions in East Kalimantan and is developing an open cast coal mining operation and coal trading activity based on these concessions. Details of this diversification are provided under "Coal operations" below.

The group and predecessor businesses have been involved for over one hundred years in the operation of agricultural estates growing a variety of crops in developing countries in South East Asia and elsewhere. The group today sees itself as marrying developed world capital and Indonesian opportunity by offering investors, and lenders to, the company the transparency of a company listed on a stock exchange of international standing and then using capital raised by the company (or with the company's support) to develop natural resource based operations in Indonesia from which the group believes that it can achieve good returns. In this endeavour, the group's inheritance from its past and the group's recent track record represent significant intangible resources because they underpin the group's credibility. This assists materially in sourcing capital, in negotiating with the Indonesian authorities in relation to project development and in recruiting management of a high calibre.

Other resources that are important to the group are its developed base of operations, bringing with it an established management team familiar with Indonesian regulatory processes and social customs, a trained workforce and the group's land and concession rights

Objectives

The group's objectives are to provide attractive overall returns to investors in the shares and other securities of the company from the operation and expansion of the group's existing businesses, to foster economic progress in the localities of the group's activities and to develop the group's operations in accordance with best corporate social responsibility and sustainability standards. Achievement of these objectives is dependent upon, among other things, the group's ability to generate the operating profits that are needed to finance such achievement.

CPO and coal are primary commodities and as such must be sold at prices that are determined by world supply and demand. Such prices fluctuate in ways that are difficult to predict and that the group cannot control. The group's operational strategy is therefore to concentrate on minimising unit production costs with the expectation that the lower cost producer of any primary commodity is better placed to weather any downturn in price than less efficient competitor producers of the same commodity.

In the agricultural operations, the group adopts a two pronged approach in seeking production cost efficiencies. First, the group aims to capitalise on its available resources by developing the group's land bank as rapidly as logistical, financial and regulatory constraints permit with a view to utilising the group's existing agricultural management capacity to manage a larger business. Secondly, the group strives to manage its established agricultural operations as productively as possible. Ancillary to the first component of this approach, the

group seeks to add to its land bank when circumstances are conducive to its doing so. The directors intend that, if the coal operations develop, the group will similarly seek production cost efficiencies in those operations by increasing volumes and focusing on productivity.

As a financial strategy, the group aims to enhance returns to equity investors in the company by procuring that a prudent proportion of the group's funding requirements is met with prior ranking capital in the form of fixed return permanent preferred capital and debt with a maturity profile appropriate to the group's projected future cash flows.

Diversification

The group recognises that its agricultural operations, of which the total assets at 31 December 2011 represented some 90 per cent of the group's total assets and which, in 2011, contributed almost all of the group's profits, lie within a single locality and rely on a single crop. This permits significant economies of scale but brings with it risks. Successful development of the coal operations would provide the group with some offset against such risks. The directors have no plans for further diversification and believe that, for the foreseeable future, the group's interests will be best served by growing the existing operations.

Strategic direction and succession

As shareholders will be aware from past annual reports, the directors have for some time been debating how the group should in future be structured and managed. This debate has been prompted by a combination of factors: the significant enlargement of the group's operations over the past decade, the continuing growth of the Indonesian economy, the progressive maturing of South East Asian capital markets and the ageing of the group's existing senior management.

Review of the group continued

The directors have now reached certain conclusions. They have rejected the idea which they were at one time considering of reconstituting the group under the ownership of a new parent company listed on a stock exchange in a South East Asian financial centre. Instead, the directors aim to amalgamate all of the group's Indonesian plantation subsidiaries into a single sub-group, headed by the group's principal plantation subsidiary, PT REA Kaltim Plantations ("REA Kaltim"), to sell, to the investing public in Indonesia, a minority shareholding in REA Kaltim (probably 20 per cent) and to list REA Kaltim on the Jakarta Stock Exchange. This could be expected to encourage coverage of the group by South East Asian investment analysts, this being one perceived advantage of a restructuring under a South East Asian listed parent, but would be less expensive to arrange than such a restructuring. Moreover, listing REA Kaltim in Jakarta would have the particular advantage that, as a listed company, REA Kaltim would be treated as a local rather than foreign company for Indonesian regulatory purposes.

The consequence of this proposed course of action is that the company will, for the foreseeable future, remain listed in the UK. However, the directors intend that the management of the group will progressively move to Singapore and Indonesia and that the group's London office will, over time, be reduced to a secretariat managing the company's UK listing and liaising with European shareholders. The existing group managing director and the chairman will remain UK based and are expected to continue in their current roles for a period at least sufficient to ensure management continuity. Following their eventual retirement, it is planned that most of their responsibilities will transfer to Singapore and Indonesia.

The directors believe that establishing a more local profile for the group and facilitating local Indonesian investment in the group's plantation operations is likely to become an increasingly important factor in determining whether the

group is able to add to its existing land holdings. Moreover, the directors believe that it is now possible to attract management willing to live and work in Singapore and Indonesia of the calibre needed to run the group and that basing senior management in the same time zone as the group's operations will facilitate management oversight and improve management effectiveness.

Following the steps taken in previous years to enhance operational and administrative management capacity in Indonesia, during 2011 the group established a small regional office in Singapore and recruited a senior executive, Mark Parry, to head this office and assume overall local charge of the Indonesian operations. It is intended that Mr Parry will be appointed as president of REA Kaltim's board of directors with the incumbent president director moving to become chairman of the board of commissioners. These two officials, combined with REA Kaltim's expatriate chief operating and chief financial officers, establish the leadership required to proceed with the planned listing of REA Kaltim.

Whilst the senior executive management of REA Kaltim following the planned listing will be provided by a triumvirate of expatriates, REA Kaltim's president commissioner will be a senior Indonesian national. The group's coal operations are also under the overall charge of an Indonesian national. As a foreign investor in Indonesia, the group needs to remain aware that it is in essence a guest in Indonesia and an understanding of local customs and sensitivities is important. The group's ability to rely on senior Indonesians to handle its interface with Indonesia is therefore a significant asset upon which the group plans to build. The group also derives valuable local support and advice from local advisers and from the local non-controlling investors in, and local non-executive directors of, the company's Indonesian subsidiaries.

As previously indicated, it is planned that during 2012 (but, if possible, not until after completion of the listing of

REA Kaltim), the four long serving independent non-executive directors, Messrs Green-Armytage, Keatley, Letts and Lim, will retire. This will reduce the number of board members to four. It is then proposed to invite Mr Parry to join the board as an executive director and to appoint one new independent non-executive director who has still to be selected. In making the latter appointment, the directors will have due regard to the latest guidelines as respects diversity and gender. Following such reconstitution of the board, the directors intend that the board will in future be refreshed on the basis of a policy that length of service by independent non-executive directors be limited to nine years.

The Indonesian context

In 2011, the Indonesian economy grew by 6.3 per cent. With a ratio of debt to gross domestic product below 25 per cent during 2011 and foreign currency reserves increasing to \$120 billion, Indonesia is well placed to face the current international economic uncertainties. The Indonesian credit rating continued to improve during 2011 and the outlook for the economy appears positive. Citing improvements in the country's balance sheet and economic performance, Standard & Poors raised the sovereign debt and credit ratings in April 2011 from BB to BB+, the highest level accorded to Indonesian sovereign exposures since the 1997-1998 Asian financial crisis. In addition, in December 2011, Fitch Ratings awarded Indonesia a BBB- investment grade rating.

In October 2011, the President, Susilo Bambang Yudhoyono, announced a long-anticipated cabinet reshuffle. There were leadership changes at twelve of the country's thirty-four ministries, including at the trade ministry where the new minister, who was formerly chairman of the investment board, is expected to put more emphasis on promoting domestic production.

The Indonesian rupiah continued to strengthen during the first half of 2011, with the rate against the US dollar improving from Rp 8,991 = \$1 at 31 December 2010 to Rp 8,750 = \$1 during the first quarter of the year and further to Rp 8,500 = \$1 by the end of the second quarter. Following the economic problems in Europe, the position was partly reversed in the second half of the year with the rate at 31 December falling back to Rp 9,068 = \$1. Indonesian inflation during 2011 amounted to 4 per cent as compared with 7 per cent during the preceding year.

Indonesia is now an important world producer of CPO, accounting for close to 50 per cent of the world's supply. Indonesian production is predicted to grow by over 1 million tonnes in 2012 to close to 26.5 million tonnes, more than three times the 2001 production which amounted to some 8.3 million tonnes. The rapid growth in production reflects the large scale expansion of Indonesian oil palm plantations over the last decade. Malaysia, the country's closest rival in terms of CPO, produced 18.8 million tonnes in 2011 and production is expected to be stable around this level during 2012.

Oil palm plantations and CPO remain an important driver for development of the economy in East Kalimantan which accounts for an estimated 7 per cent of Indonesia's CPO production. Various infrastructural projects are under consideration, including the development of new roads and an international sea port.

Evaluation of performance

In seeking to meet its expansion and efficiency objectives, the group sets operating standards and targets for most aspects of its activities and regularly monitors performance against those standards and targets. For many aspects of the group's activities, there is no single standard or target that, in isolation from other standards and targets, can be taken as providing an accurate

Review of the group continued

continuing indicator of progress. In these cases, a collection of measures has to be evaluated and a qualitative conclusion reached.

The directors do, however, rely in the agricultural operations on regular reporting of certain key performance indicators that are comparable from one year to the next. These indicators for any given period comprise

- the new extension planting area developed, this is measured as the area in hectares of land cleared and planted out or cleared and prepared for planting out during the applicable period,
- the crop of fresh fruit bunches ("FFB") harvested, this is measured as the weight in tonnes of FFB delivered to the group's oil mills from the group's estates during the applicable period, and
- the CPO, palm kernel and crude palm kernel oil ("CPKO") extraction rates achieved, the first two of these are measured as the percentage by weight of CPO or palm kernels extracted from FFB processed and the third is measured as the percentage by weight of CPKO extracted from palm kernels crushed.

Of these indicators, the first provides a measure of the group's performance against its expansion objective. The second and third indicators are measures of field and mill efficiency and, as such, provide a basis for assessing the extent to which the group is achieving its objective of maximising output from its operations. Quantifications of the above indicators for 2011 and comparable quantifications for 2010 (in both cases as sourced from the group's internal management reports) are provided under "Land development" and "Crops and extraction rates" in "Agricultural operations" below, together with targets for 2012.

The directors have deferred formalisation of performance indicators for the coal mining operations until such time as those operations achieve economic levels of production. For the coal trading operations, the directors have established the monthly volume of traded coal (measured as the tonnage of coal delivered to buyers in any given month) as an appropriate indicator of activity levels within the coal trading operations and, on the basis that the group sets a minimum estimated margin for all traded coal transactions, of the returns being achieved by those operations. Details of average monthly traded coal volumes for 2011 with comparable figures for 2010 (in both cases as sourced from the group's internal management reports) are provided under "Operating activities" in "Coal operations" below, together with the target monthly volume for 2012.

Key indicators used by the directors in evaluating the group's financial performance for any given period comprise

- return on adjusted equity which is measured as profit before tax for the period less amounts attributable to preferred capital expressed as a percentage of average total equity (less preferred capital) for the period, and
- net debt to total equity which is measured as borrowings and other indebtedness (other than intra group indebtedness) less cash and cash equivalents expressed as a percentage of total equity.

Because of the group's material dependence on CPO prices, which have a direct impact on revenues and on periodic revaluations of biological assets, in targeting return on total equity the directors set a norm that they hope will represent an average of the annual returns achieved over a period of seven years.

Percentages for the above two indicators for 2011 and comparable figures for 2010 (derived from figures

extracted from the audited consolidated financial statements of the company) are provided under "Group results" and "Financing policies" in "Finances" below, together with target percentages

In relation to social and environmental matters, the directors continue to rely principally on qualitative rather than quantitative assessments but have now established some quantitative indicators to assist evaluation of the group's performance in these areas. Accordingly the qualitative commentary under "Employees", "Community development", "Smallholders", "Conservation" and "Sustainable practices" in "Agricultural operations" below includes quantitative data on examination results in the group's primary schools, incidence of vector borne diseases, serious accidents sustained, pollution of water courses, use of diesel oil and substitution of organic for inorganic fertiliser

Consultants appointed by the group have provided a first assessment of the group's carbon footprint but it is clear that this will require considerable refinement before achieving the level of accuracy that is needed for publication of such an assessment. During 2011, the group worked with a committee of the Roundtable on Sustainable Palm Oil endeavouring to set industry wide standards for this and other key areas of carbon footprint measurement. Deriving a value for the greenhouse gas emissions associated with the development of land for agriculture to include in such calculations presents serious challenges. This is largely due to the difficulties of identifying appropriate baselines and methodologies for measuring carbon stocks. Most agricultural land worldwide was once forested and the period and extent to which the impact on greenhouse gas emissions of its conversion to agricultural use should be reflected in the carbon footprint of crops subsequently grown on such land is as much a political as a scientific question

The directors recognise the significance of environmental, social and governance matters to the business of the group. Identification, assessment, management and mitigation of the risks associated with such matters forms part of the group's system of internal control for which the board of the company has ultimate responsibility. The board discharges that responsibility as described in the "Corporate governance" section of this annual report. Material risks and related policies regarding environmental, social and governance matters are described under "Risks and uncertainties" below and under "Employees", "Community development", "Smallholders", "Conservation" and "Sustainable practices" in "Agricultural operations" below. The latter sections also detail the group's successes and failures in environmental, social and governance areas and the measures taken in response to failures. Independent verification of the group's performance in these areas is provided as described under "Accreditation and verification" in "Agricultural operations" below

Agricultural operations

Structure

All of the group's agricultural operations are located in East Kalimantan and have been established pursuant to an understanding dating from 1991 whereby the East Kalimantan authorities undertook to support the group in acquiring, for its own account and in co-operation with local interests, substantial areas of land in East Kalimantan for planting with oil palms

The oldest planted areas, which represent the core of the group's operations, are owned through REA Kaltim in which a group company holds a 100 per cent economic interest. With the REA Kaltim land areas approaching full utilisation, over the four year period from 2005 to 2008 the company established or acquired several additional Indonesian subsidiaries, each potentially bringing with it a

Review of the group continued

substantial allocation of land in the vicinity of the REA Kaltim estates. These additional subsidiaries comprise PT Cipta Davia Mandiri ("CDM"), PT Kartanegara Kumalasakti ("KKS"), PT Kutai Mitra Sejahtera ("KMS"), PT Putra Bongan Jaya ("PBJ") and PT Sasana Yudha Bhakti ("SYB"). Each of these subsidiaries is, or on completion of necessary legal formalities will be, owned as to 95 per cent by group companies and 5 per cent by Indonesian local investors.

Land areas

The operations of REA Kaltim are located some 140 kilometres north west of Samarinda, the capital of East Kalimantan, and lie either side of the Belayan river, a tributary of the Mahakam, one of the major river systems of South East Asia. The KKS and SYB areas are contiguous with the REA Kaltim areas so that the three areas together form a single site. All of these areas fall within the Kutai Kartanegara district of East Kalimantan. The PBJ area sits some 70 kilometres to the south of the REA Kaltim areas in the West Kutai district of East Kalimantan while the CDM and KMS areas are located in close proximity of each other in the East Kutai district of East Kalimantan less than 30 kilometres to the east of the REA Kaltim areas.

At present, the REA Kaltim, SYB, KKS, CDM and KMS areas are most easily accessed by river and by air although the completion in 2005 of a road bridge over the Mahakam at Kota Bangun may eventually improve road access. The PBJ area is easily accessible by road. The CDM and KMS areas can be accessed from the REA Kaltim area by way of coal mining roads and a ferry. A proposed bridge across the Senyur River should improve road access to these areas by eliminating the need for the ferry.

Although the 1991 understanding established a basis for the provision of land for development by or in cooperation

with the group, all applications to develop previously undeveloped land areas have to be agreed by the Indonesian Ministry of Forestry and to go through a titling and permit process. This process begins with the grant of a land allocation of Indonesian state land by the Indonesian local authority responsible for administering the land area to which the allocation relates (an "izin lokasi"). Allocations are normally valid for periods of between one and three years but may be extended if steps have been taken to obtain full titles.

After a land allocation has been obtained (either by direct grant from the applicable local authority or by acquisition from the original recipient of the allocation or a previous assignee), the progression to full title involves environmental and other assessments to delineate those areas within the allocation that are suitable for development, settlement of compensation claims from local communities and other necessary legal procedures that vary from case to case. The titling process is then completed by a cadastral survey (during which boundary markers are inserted) and the issue of a formal registered land title certificate (an "hak guna usaha" or "HGU"). Once full title has been obtained, central government and local authority permits are required for the development of fully titled land. These permits are often issued in stages.

In the group's experience, the land titling and permit process, which was never straightforward, has become more complicated in recent years. This has followed the devolution of significant authority in relation to land matters from the Indonesian central government to Indonesian provincial and district authorities. This has resulted in an increase in the number of official bodies involved in the titling process.

A particular complication since the end of 2009 has been a requirement to meet new Ministry of Forestry regulations. Initially, these required that any company proposing to clear land for plantation development first

obtain a so-called timber cutting permit ("izin pemanfaatan kayu" or "IPK") As pre-requisites to the issue of an IPK, the zoning of the land to be covered by the IPK had to be checked to confirm that it had been earmarked for plantation development and the land concerned then had to be surveyed by representatives of the Ministry of Forestry to establish the stand of commercial timber (if any) During 2011, the requirement to obtain an IPK was relaxed for land areas in respect of which HGU certificates have already been obtained (this was logical because HGU titles may only be issued in respect of land that has already been zoned for agricultural use and therefore the Indonesian authorities should already have established that such land does not contain material quantities of commercial timber) For such areas, the company has been advised that Ministry of Forestry regulations can now be met by obtaining a timber utilisation permit ("surat keterangan syah kayu bulat" or "SKSKB") the issue of which involves a shorter process than the issue of an IPK

The group's land titling made further progress during 2011 to the extent that the fully titled agricultural land area held by the group amounted at year end (prior to implementation of the settlement arrangement referred to below) to 70,584 hectares, comprising 9,784 hectares held by CDM, 7,321 hectares held by KMS, 11,602 hectares held by PBJ, 30,106 hectares held by REA Kaltim and 11,771 hectares held by SYB

In addition, at 31 December 2011, the group held land allocations subject to completion of titling totalling 27,114 hectares, comprising 9,802 hectares in CDM, 15,100, hectares in KKS and 2,212 hectares in SYB The KKS allocation is conditional not only upon satisfaction of the normal titling requirements but also upon completion of a planned rezoning of East Kalimantan which is slowly progressing through the governmental authorities who must approve it.

The fully titled areas held by SYB include 3,557 hectares that are the subject of third party claims in respect of the rights to coal underneath such land On 30 December 2011, SYB entered into a conditional settlement arrangement to resolve such claims Under this agreement, SYB has agreed to swap the 3,557 hectares the subject of the claims for 9,097 hectares of fully titled land held by another company, PT Praseta Utama ("PU"), the whole of the issued share capital of which is to be transferred to SYB As a term of the settlement, SYB has also agreed to relinquish the 2,212 hectares in respect of which it holds a land allocation still subject to completion of titling (being land that is also subject to overlapping mineral rights) The PU land is located on the southern side of the Belayan River opposite the retained SYB northern areas and is linked by a government road to the southern REA Kaltim areas

Upon and subject to completion of the agreed SYB settlement arrangements, the fully titled land areas held by the group will increase to 76,124 hectares, while the land allocations still subject to titling will reduce to 24,902 hectares Titling of the remaining land allocations may be expected to result in full titles being granted to only part of the allocated areas as areas the subject of conflicting land claims or deemed unsuitable for oil palm cultivation may be excluded Moreover, not all of the areas in respect of which full HGU titles are issued can be planted with oil palms Some fully titled land may be unsuitable for planting, a proportion will be set aside for conservation and a further proportion is required for roads, buildings and other infrastructural facilities The directors believe that of the 76,124 hectares of post SYB settlement fully titled land between 50,000 and 55,000 hectares will ultimately be plantable with oil palms The remaining land allocations may in due course provide a further 10,000 plantable hectares

The group continues to look at acquiring further areas suitable for planting with oil palms within the general

Review of the group continued

vicinity of its existing land allocations but, with land prices rising and increasing interest in plantation development, land is much less available than was the case in 1991 when the group was first established in East Kalimantan

Land development

Areas planted and in the course of development as at 31 December 2011 amounted in total to some 37,000 hectares. Of this total, mature plantings comprised 25,415 hectares having a weighted average age of 10 years. A further 1,234 hectares planted in 2008 was scheduled to come to maturity at the start of 2012. The total of 37,000 hectares includes 2,164 hectares (of which 272 hectares was planted in 2008) to be relinquished by SYB upon completion of the SYB land swap arrangement described under "Land areas" above.

Reserve land held by the group only becomes available for development when the titling process has proceeded to a point at which the group has been granted development and necessary land clearing licences, and compensation agreements have been reached with local villagers who have claims in respect of their previous use of the land.

As previously reported, the group's plans for oil palm extension planting were seriously delayed in 2010 by hold ups in the issue of necessary permits and, in particular, in the issue of the IPK's that were at that time required. The group made better progress during 2011. A first IPK was secured in January 2011 and a second one in March. Thereafter, following relaxation of the IPK requirement for land areas with HGU title, the group was successful in implementing the alternative permit procedure applicable to such areas so as to secure permits to develop further land. As a result, the aggregate area planted or under development increased over 2011 by some 5,000 hectares against a target of 7,000 hectares. The balance of some 2,000 hectares has been

carried forward for development during 2012. Including this 2,000 hectares, the group is aiming to plant or prepare for planting a total of 4,000 hectares during 2012.

At current cost levels and CPO prices, extension planting in areas adjacent to the existing developed areas still offers the prospect of attractive returns. Accordingly, it remains the policy of the directors that, subject to financial and logistical constraints, the group should continue its expansion and should aim over time to plant with oil palms all suitable undeveloped land available to the group (other than areas set aside by the group for conservation). Such expansion will, however, involve a series of discrete annual decisions as to the area to be planted in each forthcoming year and the rate of planting may be accelerated or scaled back in the light of prevailing circumstances. Moreover, the group's capacity for extension development is likely to remain dependent upon the rate at which the group can make additional land areas available for planting.

Processing and transport facilities

The group currently operates two oil mills in which the FFB crops harvested from the mature oil palm areas are processed into CPO and palm kernels. The first mill dates from 1998 and the second mill was brought into production in 2006.

A major overhaul of the older mill was initiated in 2010 to restore the effective mill capacity to 80 tonnes per hour. This overhaul involved the upgrading of machinery and the installation of a new boiler. These works were due to be completed during 2011 and, for the most part, this target was achieved. However, delays in the delivery of new steriliser cages have meant that full completion is now projected for mid 2012. The improvements already implemented were sufficient to ensure that the mill had adequate capacity to achieve the throughput required of it.

during 2011. The capacity of the second oil mill, which was brought into production in 2006, was expanded during 2010 from 60 to 80 tonnes per hour.

With the expansion of capacity and upgrading near completion, the two mills are continuing to cope well with the demands of current crop levels. A third mill is under construction and is due for completion in the second half of 2012 in readiness for the expected peak cropping months later in the year.

The group's second oil mill incorporates, within the overall facility, a palm kernel crushing plant in which palm kernels are further processed to extract the CPKO that the palm kernels contain. The processing of kernels into CPKO avoids the material logistical difficulties and cost associated with the transport and sale of kernels. The kernel crushing plant has a capacity of 150 tonnes of kernels per day which is sufficient to process current kernel output from the group's two existing oil mills. Further kernel crushing capacity will be needed in 2012 and the third mill now under construction will therefore incorporate its own kernel crushing plant.

The group maintains a fleet of barges for transport of CPO and CPKO. The fleet is used in conjunction with tank storage adjacent to the oil mills and a transshipment terminal owned by the group downstream of the port of Samarinda. The fleet now comprises one barge of 4,000 tonnes, which the group time charters, and a number of smaller barges, ranging between 750 and 2,000 tonnes, which are owned by the group. The smaller barges are used for transporting CPO and CPKO from the upriver operations to points downstream for transfer either to the transshipment terminal for subsequent collection by buyers or directly to buyers' own vessels. The 4,000 tonne barge, which is equipped for sea voyages, is used to make deliveries to customers in Malaysia and other parts of Indonesia.

The directors believe that flexibility of delivery options is helpful to the group in its efforts to optimise the net prices, FOB port of Samarinda, that it is able to realise for its produce. Moreover, the group's ability itself to deliver CPO and CPKO allows the group to make sales without the collection delays sometimes experienced with FOB buyers. Currently, about two-thirds of the group's CPO is sold for delivery to ports in Sabah in East Malaysia. As a result, the group's larger barge is employed almost exclusively in sailing between Samarinda and Sabah.

A trial made in 2005 established that it is both feasible and economic to use the barge fleet to transfer CPO from the Samarinda transshipment terminal to ships anchored offshore from the port of Samarinda. This potentially provides access to vessels of much greater tonnage than the vessels that can be loaded within the port of Samarinda (which are effectively limited to 6,000 tonnes). Moreover, the recent construction of bulking facilities in the major sea port of Balikpapan means that larger vessels may now also be accessed by barging from the upstream oil storage tanks to Balikpapan and transshipping there rather than in Samarinda. Access to larger vessels would permit the group to ship palm products to Europe when differentials between European and South East Asian prices for CPO and CPKO make it worthwhile to do so. This is not currently the case but the situation may change when the group becomes able to deliver CPO and CPKO that has been segregated and certified by internationally recognised bodies as sustainably produced. As detailed under "Accreditation and verification" below, the group is making good progress towards achieving such certification.

During periods of lower rainfall (which normally occur for short periods during the drier months of May to August of each year), river levels on the upper part of the Belayan become volatile and CPO and CPKO at times have to be transferred by road from the mills to a point some 70 kilometres downstream where year round loading of

Review of the group continued

barges of up to 2,000 tonnes is possible. The group owns a riverside site in this downstream location and is now developing its own permanent loading facilities on the site for use during dry periods. The group is also establishing (by obtaining licences to use third party owned roads) alternative routes for the transfer of palm products to the downstream loading point during drier periods to ensure that, as volumes increase, the group can continue during such periods promptly to evacuate all palm product output.

The river route downstream from the estates follows the Belayan river to Kota Bangun (where the Belayan joins the Mahakam river), and then the Mahakam through Tenggarong, the capital of the Kutai Kartanegara regency, Samarinda, the East Kalimantan provincial capital, and ultimately through the Mahakam's mouth into the Makassar Straits. A major bridge over the Mahakam at Tenggarong (a copy of the Californian Golden Gate Bridge with a reported span of some 700 metres) collapsed on 28 November 2011 with serious loss of life. All river traffic movement past the bridge was temporarily suspended and this led to some build up in upstream CPO and CPKO stocks over the year end of 31 December 2011. Subsequently, following the lifting of restrictions on river movement, oil stocks held in the group's mill storage facilities returned to normal levels.

Crops and extraction rates

FFB crops for the years from 2007 to 2011 are shown in the "Key statistics" section of this annual report. The crop out-turn for 2011 amounted to 607,335 tonnes of oil palm fresh fruit bunches. This represented an increase of 17 per cent on the FFB crop for 2010 of 518,742 tonnes and was close to the budgeted crop for the year of 610,957 tonnes. External purchases of FFB from smallholders and other third parties in 2011 totalled 34,146 tonnes (2010 20,089 tonnes).

Rainfall across the group's estates averaged 3,414 mm for 2011, compared with 4,434 mm for the previous year. After a period of comparatively low rainfall during the third quarter of the year, the fourth quarter was relatively wet. This delayed crop ripening in the final months of 2011 so that the surpluses over budget anticipated in the October 2011 press release were not maintained.

The group's own FFB crop for 2012 has been budgeted at 682,000 tonnes with a normal budgetary assumption of average rainfall (both as to quantum and distribution). The FFB crop to end March 2012 amounted to 136,702 tonnes against the budget for the period of 167,804 tonnes. The directors do not believe that any conclusions as to the likelihood of the group achieving its budgeted crop for 2012 should be drawn from the first quarter production levels as variations from year to year in the monthly phasing of each year's crop are normal. External purchases of FFB during 2012 have been budgeted at 30,946 tonnes.

Processing of the group's own FFB production and the externally purchased FFB, together totalling 641,481 tonnes (2010 538,831 tonnes), produced 147,455 tonnes of CPO (2010 127,256 tonnes) and 28,822 tonnes of palm kernels (2010 24,614 tonnes) reflecting extraction rates of 22.99 per cent for CPO (2010 23.62 per cent) and 4.49 per cent for kernels (2010 4.57 per cent). Production of CPKO amounted to 10,815 tonnes (2010 9,745 tonnes) with an extraction rate of 38.44 per cent (2010 40.07 per cent).

Current extraction rates and the group's target rates for 2012 reflect the increasing proportion of younger crops now being processed. The group's target extraction rates for 2012 are 23.5 per cent for CPO (2011 24.0 per cent), 4.75 per cent for palm kernels (2011 4.75 per cent) and 39 per cent for CPKO (2011 42 per cent).

Markets

According to Oil World, worldwide consumption of the 17 major vegetable and animal oils and fats increased by 3.49 per cent to 176.1 million tonnes in the year to 30 September 2011. The increased consumption was reflected in increased world production during the same period of 176.1 million tonnes with CPO accounting for 48.0 million tonnes of this (27.3 per cent of the total).

Vegetable and animal oils and fats have conventionally been used principally for the production of cooking oil, margarine and soap. Consumption of these basic commodities correlates with population growth and, in less developed areas, with per capita incomes and thus economic growth. Demand is therefore driven by the increasing world population and economic growth in the key markets of India and China. Vegetable and animal oils and fats can also be used to provide bio-fuels and, in particular, bio-diesel. According to Oil World, bio-fuel production during the year to 31 December 2011 is expected to have accounted for some 12 per cent of all vegetable and animal oil and fat produced.

The principal competitors of CPO are the oils from the annual oilseed crops, the most significant of which are soybean, oilseed rape and sunflower. Because these oilseeds are sown annually, their production can be rapidly adjusted to meet prevailing economic circumstances with high vegetable oil prices encouraging increased planting and low prices producing a converse effect. Accordingly, in the absence of special factors, pricing within the vegetable oil and fat complex can be expected to oscillate about a mean at which adequate returns are obtained from growing the annual oilseed crops.

Since the oil yield per hectare from oil palms (at between four and seven tonnes) is much greater than that of the principal annual oilseeds (less than one tonne), CPO can be produced more economically than the principal

competitor oils and this provides CPO with a natural competitive advantage within the vegetable oil and animal fat complex. Within vegetable oil markets, CPO should also continue to benefit from health concerns in relation to trans-fatty acids. Such acids are formed when vegetable oils are artificially hardened by hydrogenation. Poly-unsaturated oils, such as soybean oil, rape oil and sunflower oil, require hydrogenation before they can be used for shortening or other solid fat applications but CPO does not.

In recent years, bio-fuel has become an important factor in the vegetable oil and animal fat markets, not so much because of the oil and fats that it currently consumes, although this is not insignificant, but because the size of the energy market means that bio-fuel can provide a ready outlet for large volumes of oils and fats over a short period when surpluses in supply depress prices to levels at which bio-fuel can be produced at a cost that is competitive with prevailing petroleum oil prices. There is a growing body of evidence that, in recent years, vegetable oil and petroleum oil prices have moved in tandem and that petroleum oil prices create a floor for vegetable and animal oil and fat prices at the level at which such oils and fats can be converted to bio-fuel at an overall cost (net of any available subsidies) that is competitive with the prevailing price of petroleum oil.

The directors believe that demand for, supply of and consequent pricing of, vegetable and animal oils and fats will ultimately be driven by fundamental market factors. However, they also recognise that normal market mechanisms can be affected by government intervention. It has long been the case that some areas (such as the EU) have provided subsidies to encourage the growing of oilseeds and that such subsidies have distorted the natural economics of producing oilseed crops. More recently there have been actions by governments attempting to reduce dependence on fossil fuels. These have included steps to enforce mandatory blending of

Review of the group continued

bio-fuel as a fixed minimum percentage of all fuels and subsidies to support the cultivation of crops capable of being used to produce bio-fuel. Concerns as to the side effect of such actions in reducing food availability and in encouraging despoliation of forest lands may limit further measures to encourage the production of bio-fuel but the directors consider it likely that measures already in place will remain in force for some time to come.

A graph of CIF Rotterdam spot CPO prices for the last ten years, as derived from prices published by Oil World, is shown in the "Key statistics" section of this annual report. The monthly average price over the ten years has moved between a high of \$1,292 per tonne and a low of \$330 per tonne. The monthly average price over the ten years as a whole has been \$664 per tonne.

After opening 2011 at \$1,285 per tonne, CIF Rotterdam, the price weakened during the year to end 2011 at \$1,040 per tonne. Prices have firmed slightly in 2012 to-date and have risen to above \$1,100 per tonne.

The current historically high prices of CPO and other vegetable oils (which have appreciated commensurately) may be attributed to a number of factors: the demand drivers of population growth and developing world economic growth referred to above, increasing petroleum oil prices and, notwithstanding the prices, continuing growth in consumption. World stock levels of oilseeds are not at high levels and there are current concerns that hot dry weather in North and South America will limit soybean crops in the first semester of 2012 and that this will prevent rebuilding of stocks to more normal levels. On this basis, CPO prices could reasonably be expected to remain firm for a while longer, particularly if petroleum oil prices are maintained at or near current levels.

Revenues

In 2011, approximately 37 per cent by volume of group CPO sales was made to the local Indonesian market and the balance of 63 per cent was exported. FOB prices realised for CPO in the local market during 2011 were for the most part broadly in line with those available in the export market but, with production volumes increasing, the group wishes to ensure that it can access both domestic and international CPO markets. Sales continued to be made to a small number of buyers with export sales concentrated within the South East Asian region and the vast majority of exports going to refineries in East Malaysia owned by one customer (a major company of international standing).

With the CPKO price at a premium (and at times a substantial premium) to the CPO price, CPKO remained an important second product for the group during 2011. During 2010, the group started selling CPKO for export as well as domestically and this practice continued in 2011. As a result, exports represented 38 per cent of CPKO sales by volume in 2011 against 34 per cent in 2010.

CPO and CPKO sales are made on contract terms that are comprehensive and standard for each of the markets into which the group sells. The group therefore has no current need to develop its own terms of dealing with customers. Once the group has completed the RSPO supply chain certification referred to under "Accreditation and verification" below, it will be in a position to offer its CPO as sustainable oil. Unfortunately, the group is not well placed to derive much immediate advantage from this because the group's geographical location makes China and India more natural destinations for its oil than Europe and it is principally the European market in which sustainable CPO commands some premium. Nevertheless, CPO production in East Kalimantan is increasing and as it increases the marketing opportunities

open to the group also increase. The group is therefore continuing to explore possibilities for sale of its CPO with some sustainability premium.

Indonesia continues to impose a sliding scale of duty on exports of CPO and CPKO but the applicable scale was modified in August 2011. The modification increased the price at which duty first becomes payable and reduced the top rate of duty from 25 per cent to 22½ per cent. As a result, the rate of duty now rises from nil per cent on sales at prices of up to the equivalent of \$750 per tonne, CIF Rotterdam, to 22½ per cent on sales at prices above the equivalent of \$1,250 per tonne. An unwelcome aspect of the change is that the new scale generally has increased the rates of duty payable at levels equivalent to CIF Rotterdam prices of between \$800 and \$1,150 per tonne. Moreover, it remains the case that the progressive nature of the duty means that the Indonesian state takes a large part of the benefit of increasing prices at CIF Rotterdam levels of between \$900 and \$1,250 per tonne.

As a general rule, all CPO and CPKO produced by the group is sold on the basis of prices prevailing immediately ahead of delivery but, on occasions when market conditions appear favourable, the group may consider making forward sales at fixed prices. The fact that export duty is levied on prices prevailing at date of delivery, not on prices realised, does act as a disincentive to making forward fixed price sales since a rise in CPO prices prior to delivery of such sales will mean that the group will not only forego the benefit of a higher price but may also pay export tax on, and at a rate calculated by reference to, a higher price than it has obtained (and in this context it should be noted that if CPO prices were to rise significantly above \$1,250 per tonne CIF Rotterdam, the current sliding scale of export duties might well be extended). When making forward fixed price sales, the group would not normally commit a volume equivalent to more than 60 per cent of its projected CPO or CPKO

production for a forthcoming period of twelve months. No deliveries were made against forward fixed price sales of CPO or CPKO during 2011 and the group currently has no sales outstanding on this basis.

The average US dollar prices per tonne realised by the group in respect of 2011 sales of CPO and CPKO, adjusted to FOB, Samarinda, and net of export duty were, respectively, \$861 (2010 \$779) and \$1,194 (2010 \$1,066).

Costs

The group's revenue costs principally comprise direct costs of harvesting, processing and despatch, direct costs of upkeep of mature areas, estate and central overheads in Indonesia, the overheads of the UK head office, and financing costs. The group's strategy, in seeking to minimise unit costs of production, is to maximise yields per hectare, to seek efficiencies in overall costs and to spread central overheads over as large a cultivated hectare as possible.

The level of rainfall in the areas of the agricultural operations provides the group with some natural advantage in relation to crop yields. The group endeavours to capitalise on this advantage by constantly striving to improve its agricultural practices. In particular, careful attention is given to ensuring that new oil palm areas are planted with high quality seed from proven seed gardens and that all oil palm areas receive the upkeep and fertiliser that they need.

Particular cost saving initiatives that have been implemented by the group in recent years include measures to reduce the use of pesticides, partial substitution of inorganic with natural fertiliser, increased mechanical handling of FFB collection and transport, and the establishment of an "in house" road maintenance capability. It is hoped that commissioning of the group's

Review of the group continued

two new methane conversion plants (described under "Sustainable practices" below) will permit further economies during 2012 by reducing the group's consumption of diesel oil

Employees

The workforce in the group's agricultural operations continues to expand in line with the growth in the operations. By the end of 2011, the workforce numbered over 7,550 (2010 7,400)

The reorganisation of the human resources department initiated in 2009 was substantially completed during 2011. New management was appointed to enhance operational practices and to improve the effectiveness of the department as well as to improve productivity. Formal processes are in place for recruitment, particularly for key managerial positions, where psychometric testing is used to support the selection and hiring decisions. Exit interviews are also conducted with departing staff to ensure that management can address any significant issues. As part of a more consistent approach to the management of human resources, a performance management system linked to key performance indicators was implemented during 2011 and a new competitive remuneration structure is being phased in gradually. New initiatives for 2012 include the development of a talent pool to facilitate effective succession planning and a review of the employee retention programme.

Having available staff in the numbers and with the skills and commitment that are required is vital to the group in its efforts to establish best practice in all aspects of its agricultural activities. In most years, graduates from Indonesian universities are recruited to join a twelve month training programme organised by the group's training school that provides a grounding in the technical aspects of oil palm estate management. Those successfully completing the programme are offered management positions.

Wherever possible, the group fills available staff positions by internal promotion. The continuing expansion of the agricultural operations gives the group the ability to offer graduates the prospect of an attractive career path. Graduate intake includes graduates holding agricultural and engineering qualifications but future graduate recruitment may be broadened to include a wider spectrum of graduates with the aim of providing the group with a pool of staff qualified to manage all aspects of the group's plantation activities.

Continued training is provided for staff at all levels. Regular programmes are constructed by, and operated out of, the group's own training school. These are supplemented by external management development courses and attendance at industry conferences. A wide variety of topics is covered including health and safety, sustainability, communication skills and English language courses. In 2011, in conjunction with implementation of the UK Bribery Act 2010, a training programme on work ethics was introduced which will be reinforced with continuous training for employees at all levels. A recent analysis of training identified areas for improvement and during 2012 competency based training is being undertaken to address competency gaps relating to specific positions. The group continues to take total quality management initiatives with the aim of further improving the effectiveness of the group's operations.

Almost all members of the workforce and their dependants are housed in group housing in a network of villages across the group estates. Group housing is extended as the workforce expands. All villages are equipped with potable water and electricity and provided with a range of amenity buildings including mosques, churches, shops, schools and crèches.

A trust funded by the group operates a network of primary schools and crèches across the group's estates for over 1,800 children. The group also provides support to state

secondary schools serving the children of the group's employees. In 2011, 143 pupils from the group's primary schools sat examinations for entry to state secondary schools and a 100 per cent pass rate was achieved (2010 90 pupils and 100 per cent)

The group runs its own health service with a residential doctor, a medical clinic on each established estate and a central clinic. It also has partnership links with larger hospitals in Samarinda and Jakarta. The estate and central clinics are open not only to the group's employees and their dependants but also to members of the local communities. The group actively supports measures to control endemic diseases and to further the education of its workforce in hygiene and similar health matters. No incidents of vector borne diseases (such as dengue fever and malaria) in which infection occurred on the group's estates were reported during 2011.

The group has health and safety policies that are clearly communicated to all employees and are managed through regular meetings on each operating unit attended by management and employee representatives. The minutes from all such meetings are reviewed by senior management ultimately accountable to the group managing director and appropriate action is taken to remedy any deficiencies identified. The group has committed to strengthening, and investing further in, its occupational health and safety practices during 2012 and is currently organising a series of investigations and audits following one fatal accident which regrettably occurred at one of the group's mills during 2011.

The group promotes a policy for the creation of equal and ethnically diverse employment opportunities and encourages the establishment of forums in which employees or their representatives can have free and open dialogue with the group's management. In 2011, the group received an award, presented by the President of the Republic of Indonesia, for the "Best Company in East

Kalimantan" in the provision of equal opportunities for female workers.

Community development

The group believes that maintenance of good relations with, and encouraging the development of, local communities in its areas of operation is an essential component of its agricultural operations. To this end, the group provides assistance to adjacent villages in a variety of ways. In addition to holding formal liaison meetings with the communities, the group encourages joint social and cultural activities between its employees and local villagers.

Responsibility for day to day dealings with the local communities is shared by three departments: community development, smallholder and conservation. The activities of the smallholder and conservation departments are dealt with under "Smallholder programmes" and "Conservation" below. The community development department is primarily responsible for overseeing infrastructural and other general assistance to, and supporting self-help projects within, the local communities. The department is overseen by the group's head of estates and is managed by two senior members of staff with three assistants.

Infrastructural assistance provided to local villages includes the provision of generating sets, assistance with repairs of village roads, schools and community buildings and drilling of tube wells to provide water for drinking and daily domestic use. Other forms of general assistance include donations to support the celebration of religious festivals and regular fogging for mosquitoes in the areas of the surrounding communities to reduce the incidence of vector borne diseases in those communities.

Self-help projects supported by the group are intended to promote economic development in the local communities.

Review of the group continued

by encouraging the communities to take advantage of the readily accessible local market for produce that the proximate group workforce provides. The community development department supports the establishment of such projects by assisting with sale arrangements and providing financial and technical assistance. Projects undertaken to-date have included chicken, duck and pig rearing, fish farming, fruit, vegetable and rice cultivation and bee keeping. The group encourages the formation of village cooperatives to undertake self-help projects. This permits projects on a slightly larger scale and widens the opportunity for members of each village to participate in the projects.

In addition to the foregoing responsibilities, the community development department has a particular role in the titling of new agricultural land areas allocated to the group. It oversees the production by external consultants of the community needs assessment that the group now commissions in all new areas prior to any development of such areas. It explains to the local communities the implications of oil palm development and it seeks to identify and meet local concerns so that the free, prior and informed consent of local people is obtained for new developments.

Smallholder programmes

The availability of the group's oil mills to process FFB harvested from plantings in the vicinity of the group's estates provides an opportunity for the local communities to further their economic progress by developing smallholdings of oil palms in areas surrounding the group's estates. The group continues to support such development and has established its smallholder department as a dedicated department to manage that support.

Until 2009, the group's smallholder support was provided to individuals pursuant to a scheme known as "*Program*

Pemberdayaan Masyarakat Desa" or "*PPMD*". Under this scheme, each individual smallholder cultivates oil palm on his own plot, typically two hectares. The group provides technical advice and supplies each smallholder with fertilisers and chemicals on deferred terms on the basis that when the smallholder's oil palm plantings reach maturity, all FFB produced will be sold to the group for processing and the group will, on an agreed basis, recover from the amounts payable for the FFB, the deferred amounts owed to the group. Some 1,561 hectares of smallholder plantings across 14 local villages have been established following this model. In addition, the group now treats as if they were PPMD plantings a further 795 hectares of smallholder plantings originally developed under a government scheme for which the group has effectively assumed responsibility.

While continuing to support established smallholdings developed under the PPMD scheme, since 2009 the group's efforts to procure further smallholder development have been concentrated on encouraging the formation of local village cooperatives to develop oil palm on larger areas pursuant to what are known as "plasma schemes". This shift in emphasis was prompted by a wish to accelerate the rate of smallholder development as it became progressively clearer that the logistical constraints of dealing with a large number of individuals, each operating on a relatively small area, would inevitably limit the rate at which the group could expand the smallholdings that it was supporting under the PPMD scheme.

Under the plasma scheme model, the land areas for development are provided by or allocated to village cooperatives but the development is managed by the group for a fee, with the advantage that development and production standards similar to those of the group can be established in the plasma areas. The costs of development are borne by the cooperatives but with funding from external sources provided on terms that FFB

produced by the cooperatives will be sold to the group and that the group will ensure that, out of the proceeds of such sale, the cooperatives meet their debt service obligations in respect of the external funding

Good progress was made during 2011 in completing the planting up of the cooperative areas already under development although delays in identifying additional land areas for smallholder development have meant that plans for further expansion of the plasma schemes have taken longer to finalise than originally hoped. The plasma scheme areas planted at 31 December 2011 amounted to 2,623 hectares (2010 2,131 hectares). Together, these areas are owned by 6 cooperatives with participating members from 10 local villages. With allocations of additional land now under negotiation and existing allocated areas already under development, a useful further increase in smallholder areas should be achievable during 2012.

It was originally planned that cooperative members would form the core labour force for the plasma scheme developments but, with urban migration reducing village numbers, the cooperative members available to work on the plasma schemes have proved insufficient to provide more than a minor proportion of the workforce needed to maintain and harvest the scheme plantings. The balance of the required workforce is therefore being supplied by the group from its own labour force. Whilst the group levies an appropriate charge for this service, it means that the group must now size its labour force at a level sufficient to operate not only its own estates but also the plasma schemes. The group is expanding the estate worker housing and facilities to accommodate the additional permanent workers whose recruitment this is necessitating.

Financing for the group supported plasma schemes initiated to-date has been agreed with a local development bank in the form of fifteen year loans

secured on the land and assets of the schemes and guaranteed by the group. These facilities are designed to finance most of the initial development costs of the schemes but will be supplemented to the extent necessary by funds advanced by the group. A first facility was signed in 2010 and is already being utilised. Two further facilities were agreed during 2011 and are expected to be available for drawing during 2012.

Whilst the group views its support for smallholder oil palm plantings in the local communities adjacent to its operations as part of its obligations to those communities, the discharge of those obligations will be mutually beneficial to the communities and the group. The communities will benefit from the economic development generated as a result of the smallholder plantings while the group will benefit from the additional throughput in its oil mills that will result from the processing of FFB from the plantings.

Conservation

The group continues to plan the development of its agricultural operations on the basis of environmental impact assessments and advice provided by independent experts. Within the areas already developed, approaching 18,000 hectares have been left intact as conservation reserves with the aim of conserving flora and fauna and enhancing the biodiversity of the landscape. The conserved areas comprise a combination of solid blocks of land having particular conservation value and corridors along the more substantial water courses to facilitate animal movements along those water courses. Areas identified as requiring conservation and set aside as part of the planning process for each new development area are being added to the conservation reserves as the group expands.

The group's conservation department (conducting its activities under the name "REA Kon") is responsible for

Review of the group continued

implementing the group's conservation objectives. Led by an experienced local manager with a staff of eight and advised by an international conservation expert, the department has established a long term development plan with the following objectives

- within the locality of the group's agricultural operations, compiling a detailed record of the physical attributes of the landscape, of its biodiversity resources and of the status and value of those resources in a local, national and international context,
- minimising or eliminating adverse human impacts from the group's plantation operations on soil, water and biological communities while enhancing natural attributes,
- achieving biodiversity conservation through education and cooperation with local communities to promote both protection and sustainable use, and
- seeking conservation outcomes that provide long term benefits to species, local communities and the group

REA Kon augments its effectiveness through partnerships with local bodies and international non governmental organisations. Since commencing operations in 2008, the department has organised clear physical demarcation of all existing conservation reserves and has established a permanent database on flora and fauna that are found within the reserves and neighbouring watercourses. Extension planting by the group is planned around REA Kon inputs on conservation and the department collaborates with international universities in evaluating carbon stocks in development areas.

Up to the end of 2011, REA Kon had confirmed the presence in the land reserves of a total of 61 species of mammals, 171 species of birds and 85 species of cold-blooded vertebrates (such as frogs, snakes and lizards). In addition, collaboration in studies of aquatic fauna

conducted with the Indonesian Institute of Sciences and Dr Maurice Kottelat, a world renowned expert in Southeast Asia fishes, had recorded a total of at least 120 species of fish, and recognised a minimum of 17 previously unknown to science. In addition, a total of 13 species of crustacean around the Belayan River have been identified by Dr Daisy Wowor of the Indonesian Institute of Science, an independent expert conducting surveys on behalf of REA Kon. These include several new species of prawns possibly found only in Kalimantan.

Camera trapping and walking surveys within the conservation reserves and adjacent estate areas have so far recorded a total 28 orang-utans of various ages. Two baby orang-utans are known to have been born on the conservation reserves during 2009, two in 2010 and a further new-born was photographed in September 2011. REA Kon is monitoring the health of the orang-utan population in the conservation reserves and has continued a process of enrichment planting in the reserves to enhance the long term availability of food resources for the orang-utans although to date the naturally available food resources appear to have been adequate.

Quarterly monitoring of water quality in the main rivers of the conservation reserves on the north of the Belayan initiated in 2009 was extended to the tributaries in the conservation reserves on the south bank during 2011. Where upstream and downstream measurements have been compared, rivers within forested corridors have shown improved water quality as they flow through the estates. Monitoring of pest levels has established that pest levels on the group's estates are relatively low against industry norms. There is indirect evidence that pests are controlled by natural predators in forested conservation reserves.

A REA Kon project to promote the recycling of plastic waste has been successfully concluded with the

establishment of a permanent facility for shredding clean plastic waste, such as water bottles, into flakes. The flakes are then packed into plastic sleeves which are used as insulation in offices and houses to reduce heat loads in working and living spaces.

REA Kon runs a programme of conservation education camps for school children in which the group's primary school and local village schools participate. The camps are held at the REA Kon field station located within the group's Loa Buluh conservation reserve. "Conservation for added value" programmes provide seedlings of rattan and fruit trees to local villages for planting in, and at the periphery of, the group's conservation reserves. These schemes are intended to enhance sustainable use and deter destruction of areas by local slash and burn farming. Demand for seedlings has been such that the REA Kon tree nursery was expanded during 2011.

New initiatives undertaken by REA Kon during 2011 included a five day field course entitled "Practical Conservation for Plantations" for ten participants from a large palm oil company with plantations in Kalimantan. This took place in September 2011 and involved a course of technical lectures and instruction in practical field methodologies. Revenue generated by the training course was utilised to support the group's charitable foundation, the Yayasan Ulin or Ironwood Foundation ("YU"). This was established in 2009 to extend conservation activities into the wider Belayan river basin and beyond the immediate areas of the group's agricultural operations where the conservation activities are managed by REA Kon. This wider zone includes the Batu Pek Water Conservation Area and a large wetland near Muara Ancalong to the east of the main estates.

YU works with non-governmental organisations, academic bodies, zoos and other scientists. Current projects include monitoring of water quality and flood levels, population studies of endangered species, and a

tag and release programme for threatened aquatic species consumed or traded by traditional fishermen in the wetlands around the group's agricultural areas. YU is assisted by a board of respected international and local scientific advisers. In addition to the group, donors to YU have to-date included a number of zoological and conservation organisations as well as private individuals. The group has recently established a UK registered charity, The Ironwood Foundation (registered charity number 1145410), to act as a "feeder charity" to YU so as to permit UK donors wishing to support YU to make donations with the benefit of the UK tax incentives available for donations to UK registered charities.

Sustainable practices

The group recognises its social obligations as respects pollution and energy efficiency. It operates a zero burning policy in relation to land development and, in dry periods, maintains active fire patrols in an effort to limit the risks of accidental fires. Corridors are used to separate all plantings from water courses and the latter are regularly monitored to ensure that they are not contaminated by leaching of fertilisers and chemicals. The group actively promotes integrated pest management throughout its operations. Wherever possible, natural predators are preferred to pesticides for pest control. Selective varieties of flowering plants have been planted throughout the group's estates to promote the population of wasps, the natural predators of bagworm and caterpillars.

As noted under "Costs" above, the group has endeavoured in recent years to reduce its dependence on inorganic fertiliser by developing organic fertilisers. Two consequences have been the extensive planting of *Macuna Bracteata* as a cover crop in the oil palm areas and the composting of residues of the CPO production process. *Macuna Bracteata* (of which the group was an early user in Indonesia) not only keeps down noxious weeds and fixes nitrogen but is also a prolific generator of

Review of the group continued

vegetative matter that acts as a soil improver. This promotes oil palm growth, particularly in the immature phase. Composting of processing waste produces a nutrient rich compost that can be applied in the oil palm areas in substitution for inorganic fertiliser.

Composting is effected by delivering all empty fruit bunches and oil mill effluent (in the latter case after treatment in effluent ponds) to a composting contractor at sites adjacent to the group's oil mills. The contractor takes title to these residues and manages the composting process. This takes 45 days and involves seeding the residues with an accelerant of micro-organisms (which the contractor supplies), mixing the residues and macerating the mix to encourage biodegradation. The contractor then sells the resultant compost back to the group at an agreed price with a guaranteed minimum nutrient content. The area in respect of which compost substituted for inorganic fertiliser increased from 6,763 hectares in 2010 to 9,636 hectares in 2011 and is projected to amount to close to 11,000 hectares in 2012.

Handling arrangements are designed to ensure that no CPO, CPKO or oil mill effluent passes into water courses. There were no incidents of accidental spillage during 2011. Steps are being taken to educate and incentivise the group's resident workforce and its dependants to segregate domestic waste so as to permit recycling of organic and plastic waste. During 2011, the group acquired a heavy duty plastic macerating unit. This is used for shredding larger clean plastic containers into flakes for onward sale and the resultant proceeds are used to sponsor special events for the workforce and its dependants. As referred to under "Conservation" above, plastic water bottles are recycled through the REA Kon recycling centre.

Fibre extracted during the milling of oil palm fruit is used to fuel oil mill boilers from which steam is generated. The steam is then used to drive steam turbines for generating

electricity. This electricity is sufficient to power not only the group's oil mills and the kernel crushing plant but also to provide power to several estate villages. However, the power is not sufficient for all villages and power can anyway only be provided by this means when the mills are running. As a result, estate villages have hitherto been heavily dependent on diesel generated power and this, coupled with fuel used in vehicles, resulted in an estimated consumption of 39 litres of diesel oil and petrol per tonne of CPO produced in 2011.

As noted under "Costs" above, during 2011 the group commenced construction of two methane conversion plants in an effort to significantly reduce the group's greenhouse gas emissions. This will be achieved in two ways: first, by reducing methane emissions from anaerobic respiration in the effluent ponds and, secondly, through the reduction in consumption of diesel oil and petrol required to run generators as these are substituted with electricity produced from the methane plants. Each plant is adjacent to an existing oil mill and is based around a lagoon covered with inflatable high density polyethylene sheeting. After initial cooling, mill effluent will pass to the lagoon which is equipped with a liquid agitation system designed to accelerate the anaerobic digestion of the effluent. The methane released during the digestion process will be captured within the lagoon cover, passed through a biological scrubber and used to fuel one or more gas powered generators. Methane that is surplus to requirements for electricity generation will be flared off. The digested effluent will be discharged from the lagoon to the existing mill effluent ponds and subsequently passed to the composting process. The electricity generated from the captured methane will be supplied to estate buildings, thereby reducing materially the requirement for diesel generated electricity. Each lagoon could have in due course a methane production capacity sufficient to generate about 3 megawatts of power.

The first methane plant was scheduled to commence production in the last few weeks of 2011 but delays to the delivery of specialist equipment as a result of the severe flooding in Thailand has meant that commissioning took place during March 2012. The second plant is expected to become operational in the middle of 2012. The site of the third mill that is currently under construction is being laid out in a manner that will permit the eventual construction of an additional methane conversion plant to convert methane from the effluent from the third mill.

The methane conversion plants will reduce the group's greenhouse gas emissions and thereby reduce its carbon footprint. The group expects to obtain carbon credits under the Clean Development Mechanism for the period from completion of the plants up to 2020.

During 2011, The Prince's Rainforest Project ("PRP") acknowledged the group's leadership in supporting PRP's work in Indonesia on involving private sector agriculture with efforts to reduce emissions from forest degradation and deforestation ("REDD").

Accreditation and verification

The group is a member of RSPO which has produced a set of eight principles and 39 criteria for the sustainable production of palm oil. To obtain RSPO accreditation, members are required to comply with such principles and criteria and to have their operations audited by RSPO approved independent auditors. The directors believe that the group's operational practices have always been of a high standard but the RSPO accreditation process requires that such operational practices are embedded in formal systems and are subject to controls that are auditable. Measures to ensure that this was the case were completed during 2010 and, in 2011, REA Kaltim and its associated smallholders were granted RSPO accreditation for their oil palm plantings and the two REA

Kaltim oil mills. The audit for RSPO accreditation of the established areas of SYB was originally scheduled for the end of 2011 but was delayed until January 2012. RSPO certification of these areas is expected to be received shortly. Development of KMS has been carried out in accordance with the RSPO "New Plantings Procedures".

As a further step in the process of RSPO accreditation of its operations, the group is now seeking certification of its supply chain under the Supply Chain Certification System ("SCCS"). Separately, it plans to seek certification of its biomass production under the terms of the EU Renewable Energy Directive ("International Sustainability & Carbon Certification" or "ISCC"). This latter should permit the group to export the group's CPO to Europe at a premium price for use as a sustainable bio-fuel in the production of energy.

During 2011, the group extended its ISO 14001 certification so as to cover the SYB operations. All of the operations of REA Kaltim have previously been certified as ISO 14001 compliant.

ISO 14001 and RSPO accreditations are subject to periodic independent recertification.

Coal operations

Concessions and structure

The group holds rights in respect of three coal mining concessions in Indonesia. These comprise the Liburdinding and Muser concessions located together near Tanah Grogot in the southern part of East Kalimantan, which were acquired in the second half of 2008, and the Kota Bangun concession in the central part of East Kalimantan which was added in late 2009. The Liburdinding and Muser concessions cover areas of, respectively, 1,000 hectares and 2,100 hectares and the Kota Bangun concession an area of 4,400 hectares. Coal

Review of the group continued

extraction, in each case, is or will be by open cast mining. In addition to the rights in respect of the coal mining concessions, the group holds rights in respect of a stone deposit located near to the group's agricultural operations. These rights are treated as forming part of the group's coal operations because stone quarrying is classified as a mining activity for Indonesian licensing purposes and is therefore subject to the same regulatory regime as coal mining.

In the past, Indonesian law restricted foreign direct ownership of Indonesian companies holding mining concessions but a new Indonesian mining law enacted in December 2008 permits such ownership (subject to a provision that foreign controlled mining companies must increase local ownership, hitherto to not less than 20 per cent but now, following a recent further change in regulations, to not less than 51 per cent, over a prescribed period after such companies commence commercial mining operations).

Because the Liburdinding, Muser and Kota Bangun concessions were acquired prior to publication of regulations implementing the new mining law, the group entered into temporary arrangements with a local investor and members of his family (together the group's "local partners") for the acquisition of the concessions in a manner that did not require the group to take immediate control of the Indonesian companies owning the concessions. Pursuant to these arrangements, the Liburdinding and Muser concessions are currently held by two companies which are wholly owned by the group's local partners and which in turn own the company holding the Kota Bangun concession. The Muser concession holding company also holds the stone deposit. A fourth company, PT KCC Resources Indonesia ("KCCI") (formerly called "KCC Mining Services Indonesia"), incorporated under the Indonesian foreign investment law and owned 95 per cent by KCC Resources Limited ("KCC") (a subsidiary of the company incorporated in

England and Wales that acts as a co-ordinating company for the group's coal operations) and five per cent by the local partners, has been established by KCC to spearhead the group's coal operations.

Pursuant to the arrangements between the group and its local partners, KCC now has the right, following implementation of the new mining law and subject to satisfaction of local regulatory requirements, to acquire the three concession holding companies at original cost on a basis that will give the group (through KCC) 95 per cent ownership with the balance of five per cent remaining owned by the local partners. The group is preparing applications for the necessary regulatory approvals. In the meantime, the concession holding companies are being financed by loan funding from the group and no dividends or other distributions or payments may be paid or made by the concession holding companies to the local partners without the prior agreement of KCC.

The rights held by the concession holding companies in respect of the Liburdinding and Kota Bangun concessions are in the form of exploitation licences. These licences are valid for terms expiring, respectively, in 2013 and 2016, but are renewable on expiry. Currently, Muser is held on an exploration licence but it is proposed that this will be converted into an exploitation licence which will be for an initial term of five years and will also be renewable on expiry. Royalties based on coal sales are payable at the rate of 13 per cent in respect of Liburdinding coal, five per cent in respect of Muser coal and up to 13 per cent in respect of Kota Bangun coal. All three concession holding companies will be required to reconstitute the areas mined when coal extraction has been completed.

Pre-production geological surveys of the Liburdinding and Muser concessions suggest that the concessions contain commercial deposits of coal accessible by open

cast mining and having typical gross calorific values of between 5,800 and 6,200 kilocalories per kilogramme ("kcal/kg") air dried basis ("ADB") in the case of Liburdinding and between 6,000 and 7,000 kcal/kg ADB in the case of Muser. Inferred coal resources have been estimated at 14.7 million tonnes for Liburdinding and 17.6 million tonnes for Muser. At the Kota Bangun concession, following commencement of commercial production, calorific values have been confirmed at between 6,800 and 7,800 kcal/kg ADB, while analysis of data from additional in-fill drilling and commercial operations supports an inferred coal resource estimate of at least 1.7 million tonnes.

Economically mineable reserves at all three coal concessions are likely to be less, and perhaps significantly less, than the inferred resources. The group has concentrated its continuing geological exploration on better defining its immediately mineable reserves and does not therefore yet have geological data sufficient to make an accurate determination of overall mineable reserves.

The mining exploration licence in respect of the stone deposit held by the Muser concession holding company was converted into an exploitation licence during 2011. This will permit the company to establish a stone quarry and to sell crushed stone to the group's agricultural operations (which have a considerable need for crushed stone and are nearby) and to third parties operating in the same vicinity. Initial sampling and drilling have commenced in 2012 and preliminary assessments suggest that there is a substantial deposit of high quality basalt. Due diligence is on-going as part of the full financial feasibility assessment of this project.

Operating activities

The group's major concentration to-date in its embryonic coal mining activities has been on establishing a

commercial level of production from the Kota Bangun concession. During 2010, land compensation was completed, mining and environmental management plans settled, necessary permits for mining operations obtained and arrangements for evacuating mined coal concluded. Pre-stripping and removal of overburden (being earth and rock overlaying the coal) started in November 2010 and the coal seams were exposed early in 2011. The stripping ratio (being the amount of overburden required to be removed to gain access to the coal expressed as the number of bank cubic metres of overburden in situ to be removed to extract one tonne of coal) under the original mining plan was expected to be 30 to 1.

In the six months to end June 2011, mining operations at the Kota Bangun concession produced some 20,000 tonnes of coal. The group was aiming to build up to a production level within 2011 of some 16,000 tonnes per month. As previously reported, however, operations were halted in the middle of 2011 following cancellation of the contract with the principal mining contractor who had run into financial difficulties. The group is continuing to review its options for this concession. Further exploration drilling is being carried out to determine the full extent of the coal resource within the concession as well as the potential of an adjacent concession over which the group has secured a period of exclusivity in which to complete due diligence. Production is expected to recommence once an optimised mine plan has been completed.

Good progress is now being made with the further investigation of the Liburdinding concession where the original mining plan had to be abandoned in 2010 when it became clear that the relatively high sulphur content of the coal was making it difficult to sell. The group is looking at blending Liburdinding coal with low sulphur coal mined from a lower seam or purchased from third parties although an alternative option is simply to sell the Liburdinding production without blending and to accept a discount for the sulphur content. Additional mapping has

Review of the group continued

now been completed and a drilling programme to delineate more precisely the available resource is currently in hand. This will be followed by revision of the existing mine plan with an evaluation of the most economic alternatives for selling coal from this concession, after which it is expected that production will be resumed.

Deliveries of traded coal for the year to 31 December 2011 amounted to some 266,084 tonnes (2010 71,000 tonnes). Although trading volumes grew during 2011, growth was not as rapid as was initially projected. Trading prospects do still appear positive and the group hopes to build up volumes during 2012 to an average monthly sales level of 100,000 tonnes. Coal for traded sales is currently sourced by outright purchase from third party suppliers. The option remains to develop long term arrangements for meeting a proportion of the traded coal requirement by mining third party owned concessions against payment of royalties.

The majority of traded sales are currently being made into the export market. The group continues to pursue the possibility of domestic sales to the Indonesian state electricity company to which one of the concession holding companies has been approved as a supplier.

Geological assessments of the Muser concession indicate that the Muser coal deposits are complex and that the overburden includes rock that cannot easily be removed without blasting. This may pose problems, given that there are villages located in quite close proximity to the concession. Moreover, the Muser coal has a higher sulphur content than the Liburdinding coal. The group therefore intends to defer taking any steps towards bringing the Muser concession into production until commercial levels of activity are being achieved by the rest of the group's coal operations.

Markets

Within the Asia Pacific region, China and India are large coal producers but their internal production is inadequate to meet their energy requirements. The shortfall is made up by imports primarily from Indonesia and Australia. A number of other Asia Pacific countries also have demand for imported coal. Because coal is bulky, economic availability is constrained by logistics. The directors consider that this offers excellent opportunities for Indonesian coal producers because Indonesia is geographically well located for the main Asia Pacific markets and much of its coal (particularly in East Kalimantan) is located adjacent to rivers which provide an economic method of transportation. Furthermore, in addition to the potential of an expanding export market driven by increasing demand for coal generated power, Indonesia can expect significant growth in internal demand as the Indonesian state electricity company implements plans to expand its generating capacity to meet the growing demand for power within Indonesia.

The directors believe that the published Newcastle globalCOAL weekly index, when adjusted for differences in calorific values (the index being based on coal of net calorific value of 6,000 kcal/kg), has over time provided a reasonable indicator of prevailing East Kalimantan coal prices. This index opened 2011 at \$129 per tonne, rose during the first few days of January to a high of \$141 and then gradually fell back over the year to \$115 per tonne at year end. The price firmed again during January 2012 but has since fallen away and currently stands at \$100 per tonne. Although increased inflation in China, bringing with it the possibility of higher Chinese interest rates, may scale back Chinese growth in 2012, the current level of Asian coal demand is such that it seems likely that Indonesian coal prices will remain remunerative through 2012.

There have been recent reports in the Jakarta press of changes to the regulations affecting coal exports. Measures have already been enacted that will in due course prevent the export of coal of lower calorific values and it appears that further measures are under consideration that may result in the imposition of export duties on coal. Given the increasing importance of coal to the Indonesian economy, the directors believe that it is unlikely that new measures would be enacted that would be seriously damaging to the coal mining industry but it is possible that the measures will be put in place that result in some additional costs being incurred in respect of coal exports.

Sustainable practices

In developing its mining activities, the group remains committed to observing international standards of best environmental and corporate social practice. Health and safety procedures have been established to protect and safeguard the welfare of all persons involved with the mining operations and measures are designed to ensure the proper management of waste water and to provide for the reinstatement, in so far as reasonably practicable, of land areas affected by mining to their original condition upon completion of mining operations. In 2011, in conjunction with implementation of additional group controls introduced in conjunction with implementation of the UK Bribery Act 2010, the group commenced development of a training programme on work ethics. This will be reinforced with continuous training for employees at all levels. The group seeks to ensure that the group's partners abide by its ethical principles.

Finances

Accounting policies

The group reports in accordance with International Financial Reporting Standards ("IFRS") and presents its

financial statements in US dollars. The company continues to prepare its individual financial statements in sterling and in accordance with UK Generally Accepted Accounting Practice. Accordingly, the company's individual financial statements are presented separately from the consolidated financial statements.

The accounting policies applied under IFRS are set out in the "Accounting policies (group)" section of this annual report. The accounting policy relating to biological assets (comprising oil palm plantings and nurseries) is of particular importance. Such assets are not depreciated but are instead restated at fair value at each reporting date and the movement on valuation over the reporting period, after adjustment for additions and disposals, is taken to income. Deferred tax is provided or credited as appropriate in respect of each such movement.

As in previous years, the fair value of the biological assets at 31 December 2011 has been derived by the directors on a discounted cash flow basis by reference to the FFB projected to be harvested from the group's oil palms over the full remaining productive lives of the palms and an estimated profit margin per tonne of FFB so harvested. Such estimated unit margin is based on an average of historic FFB profit margins for the 20 years to 2011 buffered to restrict the implied annual movement in such estimated unit margin to 5 per cent and to prevent any change in estimated unit margin that runs contrary to the trend in current margins. For this purpose, the historic profit margin for each applicable year has been derived either from the budgeted unit cost of FFB production and the actual historic average of CPO prices (FOB Port of Samarinda and net of export duties) for such year or, for earlier years for which such detailed information is not available, an appropriate estimate of the historic profit margin for the year.

This method of deriving the estimated profit margin per tonne of FFB harvested differs slightly from that used in

Review of the group continued

2010 and earlier years For those years, the estimated unit margin was based on current costs and an average of historic CPO prices The directors believe that matching prices and costs for each year and then deriving an average margin, rather than matching an average of historic prices and current costs, better reflects the impact of inflation in the valuation of the group's biological assets than the method previously used

The discount rates used for the purposes of the biological asset revaluation at 31 December 2011 were the same as those applied at 31 December 2010, namely 16 per cent in the case of REA Kaltim, 17½ per cent in the case of SYB and 19 per cent in the case of all other group companies The directors believe that the risks of successfully harvesting FFB projected to be produced from newly developed areas are greater than those of harvesting the projected FFB crops from established estates They consider it appropriate to reflect this risk differential by applying a discount rate of 19 per cent to newly established areas, reducing this to 17½ per cent as an area becomes well established and then further to 16 per cent when plantings in an established area become predominantly mature The discount rates used at 31 December 2011 and 31 December 2010 were derived accordingly

The directors recognise that the IFRS accounting policy in relation to biological assets does have theoretical merits in charging each year to income a proper measure of capital consumed (so that, for example, a fair distinction is drawn each year between the cost of the shortening life expectancy of younger plantings still capable of many years of cropping and that of older plantings nearing the end of their productive lives) It does, nevertheless, concern the directors that no estimate of fair value can ever be completely accurate (particularly in a business in which selling prices and costs are subject to very material fluctuations). Moreover, in the case of the group's biological assets, small differences in valuation

assumptions can have a quite disproportionate effect on results The biological assets in the group balance sheet at 31 December 2011 amounted to \$244 million An increase or reduction of \$5 per tonne in the estimated profit margin used for the purpose of the valuation (namely \$525 per tonne of FFB) would increase or reduce the valuation by approximately \$26 million

In 2011, revenue from coal sales for the first time exceeded 10 per cent of total group revenues Accordingly, separate segmental reporting has been provided in the notes to the accompanying consolidated financial statements for the first time

Group results

Group operating profit for 2011 amounted to \$727 million and profit before tax to \$642 million The comparable figures for the preceding year were, respectively, \$563 million and \$504 million

The greater level of coal sales achieved in 2011 (\$182 million against \$42 million in 2010) was a significant factor in the increased revenue of \$1478 million reported for 2011 (2010 \$1140 million) Other factors were the higher average selling prices for CPO and CPKO prevailing during 2011 and increased CPO and CPKO output Revenues from CPO and CPKO are stated net of Indonesian export duties The changes to export duty introduced in August 2011 (as referred to under "Revenues" in "Agricultural operations" above) meant that revenues from CPO and CPKO in the last quarter of the year were some \$21 per tonne less than they would otherwise have been Higher cost of sales, amounting to \$681 million in 2011 against \$486 million in the preceding year, also reflected the expansion of the coal activities and the increased CPO and CPKO output Cost inflation was a continuing factor

IFRS fair value adjustments, aggregating \$11.4 million in 2011, were significantly ahead of the aggregate adjustments of \$2.0 million reported in the preceding year. The higher net gain from changes in the fair value of biological assets reflected the further development of the group's plantations while the increased net gain arising from changes in the fair value of agricultural produce inventory was the result of a build up in produce stock that occurred at the end of 2011 following the collapse of the Tenggaraong bridge (as referred to under "Processing and transport" in "Agricultural operations" above).

2011 saw a further increase in administrative expenses. These amounted to \$16.9 million against \$10.2 million in 2010. The increase was in part the result of inflation and a lower capitalisation rate (reflecting the increasing ratio of mature to immature areas) but higher compliance costs, particularly as respects discharge of the group's social obligations, a one-off cost of payments under a staff long term service scheme and the employment of additional senior management staff during a period of generational management transition were also factors.

Reduced returns on cash balances and a greater use of rupiah denominated bank debt which attracts higher interest charges than dollar debt caused finance costs, net of investment revenues, to increase from \$5.8 million in 2010 to \$8.6 million. Before deduction of the interest component added to biological assets, interest payable in 2011 amounted to \$14.1 million (2010 \$12.4 million). Interest cover for 2011 (measured as the ratio of earnings before interest, tax, depreciation and amortisation, and biological gain to interest payable) was 5.2 (2010 4.8).

At the after tax level, profit for the year for 2011 was \$45.6 million against \$35.0 million in 2010 while profit attributable to ordinary shareholders was \$40.4 million against \$32.3 million. Fully diluted earnings per share amounted to US 121.0 cents (2010 US 96.8 cents).

The group's target long term average annual return on adjusted equity is 20 per cent. The return achieved for 2011 was 28 per cent (2010 27 per cent).

Certain minor aspects of the group's appeal against a disputed Indonesian assessment of tax on the profits of REA Kaltim for 2006 were decided partly in the group's favour during 2011. On those aspects, the tax demanded was reduced by approximately half. The remaining substantive points that are the subject of the appeal have still to be decided as has the group's appeal against a later Indonesian assessment in respect of tax on the profits of REA Kaltim for 2008. This latter assessment seeks to deny tax relief claimed in respect of mark to market losses on cross currency interest rate swaps entered into by REA Kaltim to hedge, against US dollars, the group's sterling liability in respect of part of the group's outstanding 9.5 per cent guaranteed sterling notes 2015/17. Both the 2006 and 2008 disputed tax assessments were paid in full ahead of the appeals. The group has previously provided in full against the 2006 assessment and as to \$5.5 million (representing approximately half of the tax demanded) against the 2008 assessment. In view of the minor nature of the points of dispute now resolved, both provisions have been retained at their original levels at 31 December 2011.

Dividends

The fixed semi-annual dividends on the 9 per cent cumulative preference shares that fell due on 30 June and 31 December 2011 were duly paid. An interim dividend in respect of 2011 of 3p per ordinary share was paid in January 2012 and the directors recommend the payment of a final dividend in respect of 2011 of 3½p per ordinary share to be paid on 27 July 2012 to ordinary shareholders on the register of members on 29 June 2012. The total dividend payable per ordinary share during 2012 in respect of 2011 will thus amount to 6½p. This compares with the total paid during 2011 in respect of 2010 of 5½p.

Review of the group continued

In recent years, the group has invested heavily in the development of its agricultural operations. This has entailed major capital expenditure and the need to fund this expenditure has constrained the rates at which the directors have felt that they can prudently declare, or recommend the payment of, ordinary dividends. They believe that capitalisation issues of new preference shares to ordinary shareholders provide a useful mechanism for augmenting returns to ordinary shareholders in periods in which good profits are achieved but demands on cash resources limit the scope for payment of cash dividends. In line with this thinking, a capitalisation issue of 2,004,872 new preference shares was made to ordinary shareholders on 29 September 2011 on the basis of 3 new preference shares for every 50 ordinary shares held on 28 September 2011 (2010 1,670,727 new preference shares on the basis of one new preference share for every 20 ordinary shares held on 24 September 2010).

If the intended listing of REA Kaltim on the Jakarta Stock Exchange (as referred to under "Succession and strategic direction" above) proceeds and it is decided that, as is suggested under "Financing policies" below, the listing should be accompanied by an exchange of a proportion of existing issued ordinary shares of the company for preference shares, the directors expect that any capitalisation issue of new preference shares to ordinary shareholders that they might consider it appropriate to propose during 2012 would be effected in combination with such exchange rather than made separately.

Looking forward, if REA Kaltim becomes listed, it is expected that the future planned expansion of the agricultural operations will permit REA Kaltim to distribute each year around one third of its after tax profits. The directors then intend that the company should adopt a policy of distributing to its ordinary and preference shareholders a large proportion of its share of the REA Kaltim dividends. In practice if, as is contemplated, a

proportion of ordinary shares is exchanged for preference shares, this is likely to mean that, for the immediate future, the company's progressive but conservative ordinary dividend policy will simply continue but those ordinary shareholders who wish to obtain a higher yield from their investment in the company will be able to do so by retaining some or all of the preference shares that they will receive as a result of the partial exchange of ordinary shares for preference shares.

Capital structure

The group is financed by a combination of debt and shareholder funds. Total shareholder funds less non-controlling interests at 31 December 2011 amounted to \$300.7 million as compared with \$233.5 million at 31 December 2010. Non-controlling interests at 31 December 2011 amounted to \$2.2 million (2010 \$2.0 million).

In July 2011, 15 million new preference shares were issued for cash at a price of 103p per share by way of a placing to raise £15.0 million net of expenses. This issue was followed in September 2011 by the issue of a further 2,004,872 new preference shares by way of capitalisation of share premium account pursuant to the capitalisation issue to ordinary shareholders referred to under "Dividends" above.

The proceeds of the placing of new preference shares were applied in reducing indebtedness. Following such reduction, group indebtedness and related engagements at 31 December 2011 amounted to \$96.0 million, made up of \$35 million nominal of dollar notes (carrying value \$34.0 million), £34.5 million nominal of 9.5 per cent guaranteed sterling notes 2015/17 ("sterling notes") (carrying value \$51.3 million), \$10.8 million in respect of the hedge of the principal amount of the sterling notes as described below, \$1.5 million in respect of the KCC participating preference shares (which are classified as

debt), a term loan from an Indonesian bank of \$270 million and other short term indebtedness comprising drawings under working capital lines of \$20 million. Against this indebtedness, at 31 December 2011 the group held cash and cash equivalents of \$30.6 million.

The group has no material contingent indebtedness save that, in connection with the development of oil palm plantings owned by village cooperatives and managed by the group, the group has, as noted under "Smallholder programmes" in "Agricultural operations" above, guaranteed the bank borrowings of the cooperatives concerned, the outstanding balance of which at 31 December 2011 was equivalent to \$6.0 million.

The dollar notes are unsecured obligations of the company and, save to the extent previously redeemed or cancelled, are repayable by three equal annual instalments commencing 31 December 2012. The sterling notes are issued by REA Finance BV, a wholly owned subsidiary of the company, are guaranteed by the company and another wholly owned subsidiary of the company, REA Services Limited ("REAS"), are secured principally on unsecured loans made by REAS to REA Kaltim, SYB and CDM, and, save to the extent previously redeemed or cancelled, are repayable by three equal annual instalments commencing 31 December 2015.

The group has entered into a long term sterling US dollar debt swap to hedge against US dollars the sterling liability for principal and interest payable in respect of the entire original issue of the sterling notes (but in the case of interest only as respects interest payments falling due up to 31 December 2015).

The KCC participating preference shares provide a limited interest in the group's coal operations such that if those operations achieve an average annual level of earnings before interest, tax, depreciation and amortisation of \$8 million over the four and a half year period from 1 January

2010 to 30 June 2014 (equivalent to \$36 million for the full period), those persons who subscribed dollar notes and KCC participating preference shares in the combined issue of those securities in February 2010, and who retain their notes and shares until redeemed, will receive an overall compound return of 15 per cent per annum on their total investment. If the required level of earnings is not achieved, then, except in certain limited circumstances (such as divestment of all or a significant part of the coal operations or a change in control of the company), no dividends or other distributions will be paid or made on the KCC participating preference shares and after 31 December 2014 such shares will be converted into valueless deferred shares.

The term loan from an Indonesian bank comprises the equivalent of \$270 million drawn by SYB from PT Bank DBS Indonesia ("DBS") under an Indonesian rupiah denominated amortising loan facility of Rp 350 billion (\$386 million) agreed with DBS during 2010. The loan is secured on the assets of SYB and is guaranteed by the company and REA Kaltim. The aggregate outstanding balance of the loan at 31 December 2011 is repayable as follows: 2014 \$20 million, 2015 \$20 million, and 2016 and thereafter \$23 million.

Group cash flow

Group cash inflows and outflows are analysed in the consolidated cash flow statement. Cash and cash equivalents reduced slightly over 2011 from \$367 million to \$306 million. The reduction of \$57 million (excluding the negative impact of \$0.4 million from the effect of exchange rate movements) represented that component of the net outflow on investing activities that was not covered by the combination of net cash from operating activities and net cash from financing activities.

As noted under "Group results" above, operating profit for 2011 amounted to \$72.7 million, an increase of \$16.4

Review of the group continued

million on the \$563 million of the preceding year. The non cash components of operating profit were higher in 2011 than in 2010 so that, with the reversal of these, operating cash flows before movements in working capital showed a lesser year on year increase than operating profit. The aggregate increase in working capital of \$82 million over 2011 was broadly similar to that of the preceding year and reflected significant increases in inventories and receivables offset in part by an increase in payables. The increase in inventories was largely the result of the stock build up at end 2011 referred to under "Group results" above, while the increases in receivables and payables were attributable to a number of factors, including movements arising in connection with the substantial capital projects in progress at end 2011. With tax payments lower in 2011 than in 2010 (when the payments included payment of a disputed tax assessment in respect of 2008), net cash from operating activities for 2011 amounted to \$33.8 million against \$21.3 million for 2010.

Investing activities for 2011 involved a net outflow of \$51.0 million (2010 \$41.8 million). This represented new investment totalling \$53.9 million (2010 \$43.9 million), offset by inflows from interest and other items of \$2.9 million (2010 \$2.1 million). The new investment comprised expenditure of \$37.5 million (2010 \$34.3 million) on further development of the group's agricultural operations, \$6.7 million (2010 \$3.5 million) on land rights and titling and \$9.7 million (2010 \$6.0 million) on the development of the coal operations.

The net cash inflow on financing activities of \$11.6 million (2010 \$35.0 million) was made up of a net inflow from an issue of new preference shares of \$24.3 million (2010, issues of new shares and dollar notes \$29.5 million), net additions to bank debt of \$9.2 million (2010 \$10.2 million) and outflows in respect of dividend payments and redemptions of sterling and dollar notes of, respectively, \$7.9 million and \$13.9 million (2010 \$5.0 million and \$0.2 million).

Liquidity and financing adequacy

As noted above, at 31 December 2011, the group held cash and cash equivalents of \$30.6 million. In addition, the group had at 31 December 2011 an undrawn balance of Rp 105 million (\$11.6 million) under the SYB amortising loan facility with DBS (available for drawing until 31 December 2014) and working capital lines (subject to annual renewal) equivalent to \$12 million of which \$10 million was undrawn. During 2012, the group has arranged an additional working capital line of the equivalent of \$15 million.

Planned extension planting and the requirement for investment in estate buildings and other estate plant and equipment that follows any expansion of the group's planted hectareage, will involve the group in continuing significant capital expenditure for several years to come. In addition, completion of construction of the group's third oil mill and the two new methane conversion plants, together with housing and associated infrastructure, is expected to involve further expenditure of some \$30 million in 2012. If CPO prices remain at good levels and existing term loans are refinanced as they mature over the next six years, the directors expect that such capital expenditure can be largely funded from internal cash flow.

The directors intend that further cash advances to the coal operations should be limited to the amount required to complete development of the existing coal concessions. Any expansion beyond this should be self-financing.

Whilst the group's extension planting programme can always be scaled back, once areas have been planted with oil palms, some or all of the benefits of the investment made in such areas will be lost if the areas are not maintained. Commodity markets are inherently volatile and the directors believe that it is prudent for the group to hold some cash cushion to ensure that when

new areas are planted, those areas can be brought to maturity even if CPO and CPKO prices fall sharply

The group's financing is materially dependent upon the contracts governing the sterling and dollar notes. There are no restrictions under those contracts, or otherwise, on the use of group cash resources or existing borrowings and facilities that the directors would expect materially to impact the planned development of the group. Under the terms of the recently arranged working capital line and the DBS amortising loan facility, REA Kaltim and SYB are restricted to an extent in the payment of interest on borrowings from, and on the payment of dividends to, other group companies but the directors do not believe that the applicable covenants will affect the ability of the company to meet its cash obligations.

The group's oil palms fruit continuously throughout the year and there is therefore no material seasonality in the funding requirements of the agricultural operations in their ordinary course of business. It is not expected that the development of the coal operations will introduce any material swings in the group's utilisation of cash for the funding of its routine activities.

Financing policies

The directors believe that, in order to maximise returns to holders of the company's ordinary shares, a proportion of the group's funding needs should be met with prior ranking capital, namely borrowings and preference share capital. The latter has the particular advantage that it represents relatively low risk permanent capital and to the extent that such capital is available, the directors believe that it is to be preferred to debt.

Insofar as the group does have borrowings, the directors believe that the group's interests are best served if the borrowings are structured to fit the maturity profile of the assets that the borrowings are financing. Since oil palm

plantings take nearly four years from nursery planting to maturity and then a further period of three to four years to full yield, the directors aim to structure borrowings for the group's agricultural operations so that shorter term bank debt is used only to finance working capital requirements, while debt funding for the group's extension planting programme is sourced from issues of medium term listed debt securities and borrowings from development institutions.

New projects within the coal operations can be brought into commercial production more rapidly than new oil palm plantings and the coal operations can therefore justify borrowing on a shorter term basis than the agricultural operations. However, the directors believe that no operations of the group should allow themselves to become wholly reliant on bank finance. Accordingly, the directors intend that the coal operations should also be financed principally by issues of listed prior ranking capital.

The directors believe that the group's existing capital structure is consistent with these policy objectives but recognise that the planned further development of the group, and the inevitable shortening of the maturity profile of the group's current indebtedness caused by the passage of time, mean that further action will be required to ensure that the group's capital structure continues to meet the objectives.

Net debt at 31 December 2011 was 32 per cent of total shareholder funds against a level of 40 per cent at 31 December 2010. The directors intend at least to maintain the overall amount of the group's prior ranking capital but would expect that, with growth in the net assets attributable to ordinary shareholders, prior ranking capital will, over time, fall as a percentage of equity (used in this context to refer to funds attributable to ordinary shareholders). If debt continues over time to be replaced by preference capital, net debt as a percentage of

Review of the group continued

shareholder funds may be expected to fall to an even greater extent.

In consequence, the directors do not believe that the group requires further equity capital and are not motivated in proposing the listing of REA Kaltim on the Jakarta Stock Exchange, as referred to under "Succession and strategic direction" above, by any perceived need to secure such capital. Rather, the directors consider that, to the extent that cash is raised from a sale of REA Kaltim shares in Jakarta, the existing equity capital of the company should effectively be reduced. However, the directors also wish the group to take maximum advantage of the new capital that the proposed sale would raise.

Accordingly, if the proposed sale of REA Kaltim shares in Jakarta proceeds, the directors are contemplating the submission to shareholders of a proposal for the exchange of a proportion of issued ordinary shares for preference shares. Such an exchange would not only effectively reduce the equity capital of the company by substituting preference share capital for equity but would also mean that the net cash proceeds from the sale of REA Kaltim shares would remain available to the group and could be used to fund an accelerated expansion programme. Operating cash flows could then be used in part to fund progressive repayment of existing indebtedness with the effect that, over time, existing debt would be replaced by preference share capital.

Other treasury policies

The sterling notes and the dollar notes carry interest at fixed rates of, respectively, 9.5 and 7.5 per cent per annum. Interest is payable by SYB under the DBS amortising term loan at a floating rate equal to Jakarta Inter Bank Offered Rate plus a margin.

As a policy, the group does not hedge its exposure to floating rates but, insofar as is commercially sensible,

borrowed at fixed rates. A one per cent increase in the floating rates of interest payable on the group's floating rate borrowings at 31 December 2011 would have resulted in an annual cost to the group of approximately \$290,000 (2010: \$400,000).

The group regards the US dollar as the functional currency of most of its operations and has, until recently, sought to ensure that, as respects that proportion of its investment in the group's operations that is met by borrowings, it has no material currency exposure against the US dollar. Accordingly, where borrowings were incurred in a currency other than the dollar, the group endeavoured to cover the resultant currency exposure by way of a debt swap or other appropriate currency hedge. The receipt by REA Kaltim during 2010 of an Indonesian tax assessment seeking to disallow for tax purposes losses on currency hedges (as referred to in "Group results" above) has called into question the wisdom of this policy and, for the moment at least, the group has decided not to hedge its rupiah borrowings. The group has never covered, and does not intend in future to cover, the currency exposure in respect of the component of the investment in its operations that is financed with sterling denominated shareholder capital.

The group's policy is to maintain a cash balance in sterling sufficient to meet its projected sterling expenditure for a period of between six and twelve months and a cash balance in Indonesian rupiahs of up to the amount of its Indonesian rupiah borrowings but, otherwise, to keep all cash balances in US dollars.

The directors are conscious of the possibly heightened financial risks currently prevailing in relation to the eurozone and to banks. The group has no direct exposures to the eurozone but would clearly be affected by any consequential impact on demand for CPO that could follow a financial collapse in the eurozone or other major economic area. The group is careful in its

commitments and is ready to scale these back rapidly should the need arise. With regard to banks, the board endeavours to ensure that the group's liquid funds are deposited in a manner likely to minimise the risk of loss. A significant proportion of the group's deposits are placed with banks that are majority owned by sovereign governments.

Principal risks and uncertainties

The group's business involves risks and uncertainties. Those risks and uncertainties that the directors currently consider to be material are described below. There are or may be other risks and uncertainties faced by the group that the directors currently deem immaterial, or of which they are unaware, that may have a material adverse impact on the group.

Where risks are reasonably capable of mitigation, the group seeks to mitigate them. Beyond that, the directors endeavour to manage the group's finances on a basis that leaves the group with some capacity to withstand adverse impacts from identified areas of risk but such management cannot provide insurance against every possible eventuality.

Agricultural operations

Certain of the risks identified below in relation to the agricultural operations are described as risks affecting crop. Any loss of crop or reduction in the quality of harvest will reduce revenues and thus negatively impact cash flow and profitability.

Climatic factors

Although the group's agricultural operations are located in an area of high rainfall with sunlight hours well suited to the cultivation of oil palm, climatic conditions vary from year to year and setbacks are possible.

Unusually high levels of rainfall can disrupt estate operations and result in harvesting delays with loss of oil palm fruit or deterioration in fruit quality. Unusually low levels of rainfall that lead to a water availability below the minimum required for the normal development of the oil palm may lead to a reduction in subsequent crop levels. Such reduction is likely to be broadly proportional to the size of the cumulative water deficit. Over a long period, crop levels should be reasonably predictable but there can be material variations from the norm in individual years.

Low levels of rainfall can also disrupt and, in an extreme situation (not to date experienced by the group) could bring to a standstill the river transport upon which the group is critically dependent for estate supplies and the evacuation of CPO and CPKO. In that event, harvesting may have to be suspended and crop may be lost.

Cultivation risks

As in any agricultural business, there is a risk that the group's estate operations may be affected by pests and diseases with a consequential negative impact on crop. Agricultural best practice can to some extent mitigate this risk but it cannot be entirely eliminated.

Other operational factors

The group's agricultural productivity is dependent upon necessary inputs, including, in particular, fertiliser and fuel. Whilst the directors have no reason to anticipate shortages in the availability of such inputs, should such shortages occur over any extended period, the group's operations could be materially disrupted. Equally, increases in input costs are likely to reduce profit margins.

After harvesting, FFB crops become rotten if not processed within a short period. Any hiatus in FFB collection or processing may therefore lead to a loss of

Review of the group continued

crop The group endeavours to maintain resilience in its palm oil mills with two mills (soon to be increased to three) operating separately and some ability within each mill to switch from steam based to diesel based electricity generation but such resilience would be inadequate to compensate for any material loss of processing capacity for anything other than a short time period

The group has bulk storage facilities within its main area of agricultural operations and at its transshipment terminal downstream of the port of Samarinda. Such facilities and the further storage facilities afforded by the group's fleet of barges have hitherto always proved adequate to meet the group's requirements for CPO and CPKO storage. Nevertheless, disruptions to river transport between the main area of operations and the port of Samarinda (such as occurred in 2011 when a bridge over the Mahakam river at Tenggarong collapsed), or delays in collection of CPO and CPKO from the transshipment terminal, could result in a group requirement for CPO and CPKO storage exceeding the available capacity. This would be likely to force a temporary cessation in FFB processing with a resultant loss of crop.

The group maintains insurance for the agricultural operations to cover those risks against which the directors consider that it is economic to insure. Certain risks (including the risk of crop loss through fire and other perils potentially affecting the planted areas on the group's estates), for which insurance cover is either not available or would in the opinion of the directors be disproportionately expensive, are not insured. These risks are mitigated to the extent reasonably feasible by management practices but an occurrence of an adverse uninsured event could have a material negative impact on group cash flows and profitability.

Produce prices

The profitability and cash flow of the agricultural operations depend both upon world prices of CPO and CPKO and upon the group's ability to sell those products at price levels comparable with such world prices.

CPO and CPKO are primary commodities and as such are affected by levels of world economic activity and factors affecting the world economy, including levels of inflation and interest rates. This may lead to significant price swings although, as noted under "Markets" in "Agricultural operations" above, the directors believe that such swings should be moderated by the fact that the annual oilseed crops account for the major proportion of world vegetable oil production and producers of such crops can reduce or increase their production within a relatively short time frame.

In the past, in times of very high CPO prices, the Indonesian authorities have for short periods imposed either restrictions on the export of CPO and CPKO or very high duties on export sales of such oil. The directors believe that when such measures materially reduce the profitability of oil palm cultivation, they are damaging not only to large plantation groups but also to the large number of smallholder farmers growing oil palm in Indonesia and to the Indonesian economy as a whole (because CPO is an important component of Indonesia's US dollar earning exports). The directors are thus hopeful that future measures affecting sales of CPO and CPKO will not seriously diminish profit margins.

Above average CPO and CPKO prices during 2007 and the early months of 2008 and again more recently from 2010 to-date have not led to a re-imposition of export restrictions. Instead, the Indonesian government continues to allow the free export of CPO and CPKO but has introduced a sliding scale of duties on exports. Furthermore, the starting point for this sliding scale is set

at a level such that when CPO and CPKO prices fell back in the last quarter of 2008, the rate of export duty payable was reduced to nil

World markets for CPO and CPKO may be distorted by the imposition of import controls or taxes in consuming countries. The directors believe that the imposition of such controls or taxes on CPO or CPKO will normally result in greater consumption of alternative vegetable oils within the area in which the controls or taxes have been imposed and the substitution outside that area of CPO and CPKO for other vegetable oils. Should such arbitrage fail to occur or prove insufficient to compensate for the market distortion created by the applicable import controls or taxes, selling prices for the group's CPO and CPKO could be depressed.

Expansion

The group is planning further extension planting of oil palm. The directors hope that unplanted land held by or allocated to the group will become available for planting ahead of the land becoming needed for development and that the development programme can be funded from available group cash resources and future operational cash flows, appropriately supplemented with further debt funding or capital raised from further issues of preference shares. Should, however, land or cash availability fall short of expectations and the group be unable to secure alternative land or funding, the extension planting programme, upon which the continued growth of the group's agricultural operations will in part depend, may be delayed or curtailed.

Any shortfall in achieving planned extensions of the group's planted areas would be likely to impact negatively the annual revaluation of the group's biological assets, the movements arising from which are dealt with in the group's income statement. Whilst this would not affect the group's underlying cash flow, it could adversely affect

market perceptions as to the value of the company's securities.

Environmental, social and governance practices

The group recognises that the agricultural operations are both a large employer and have significant economic importance for local communities in the areas of the group's operations. This imposes environmental, social and governance obligations which bring with them risks that any failure by the group to meet the standards expected of it may result in reputational and financial damage. The group seeks to mitigate such risks by establishing standard procedures to ensure that it meets its obligations, monitoring performance against those standards and investigating thoroughly and taking action to prevent recurrence in respect of any failures identified.

The group's existing agricultural operations and the planned expansion of those operations are based on land areas that have been previously logged and zoned by the Indonesian authorities as appropriate for agricultural development on the basis that, regrettable as it may be from an environmental viewpoint, the logging has been so extensive that primary forest is unlikely to regenerate. Such land areas fall within a region that elsewhere includes substantial areas of unspoilt primary rain forest inhabited by diverse flora and fauna. As such, the group, in common with other oil palm growers in Kalimantan, must expect scrutiny from conservation groups and could suffer adverse consequences if its environmental policies were to be singled out for criticism by such groups.

An environmental impact assessment and master plan was constructed using independent environmental experts when the group first commenced agricultural operations in East Kalimantan and this plan is updated regularly to reflect modern practice and to take account of changes in circumstances (including planned additions to the areas to be developed by the group). Substantial

Review of the group continued

conservation reserves have been established in areas already developed by the group and further reserves will be added as new areas are developed. The group actively manages these reserves and endeavours to use them to conserve landscape level biodiversity as detailed under "Conservation" in "Agricultural operations" above.

The group is committed to sustainable development of oil palm and adopts the measures described under "Sustainable practices" in "Agricultural operations" above to mitigate the risk of its operations causing damage to the environment or to its neighbours. The group supports the principles and criteria established by RSPO and has obtained RSPO accreditation for the most of its operations.

Local relations

The agricultural operations of the group could be seriously disrupted if there were to be a material breakdown in relations between the group and the host population in the area of the operations. The group endeavours to mitigate this risk by liaising regularly with representatives of surrounding villages and by seeking to improve local living standards through mutually beneficial economic and social interaction between the local villages and the agricultural operations. In particular, the group, when possible, gives priority to applications for employment from members of the local population and supports specific initiatives (as described under "Community development" and "Smallholders" in "Agricultural operations" above) to encourage local farmers and tradesmen to act as suppliers to the group, its employees and their dependents and to promote smallholder development of oil palm plantings.

The group's agricultural operations are established in a relatively remote and sparsely populated area which was for the most part unoccupied prior to the group's arrival. However, some areas of land were previously used by

local villagers for the cultivation of crops. Accordingly, when taking over such areas, the group negotiates with, and pays compensation to, the affected parties.

The negotiation of compensation payments can involve a considerable number of local individuals with differing views and this can cause difficulties in reaching agreement with all affected parties. There is also a risk that, after an agreement has been completed, a party to the agreement may become disaffected with the terms agreed or the manner in which the agreement has been implemented and may seek to repudiate the agreement. Such difficulties and risk have in the past caused, and are likely to continue periodically to cause, delays to the extension planting programme and other disruptions. The group has to-date been successful in managing such periodic delays and disruptions so that they have not, in overall terms, materially disrupted the group's extension planting programme or operations generally, but there is a continuing risk that they could do so.

Coal operations

Operational risks

Coal delivery volumes from the group's own concession are dependent upon efficiency of production and this can be disrupted by external factors outside the group's control such as the heavy rains that are common in East Kalimantan. Failure to achieve budgeted delivery volumes increases unit costs and may result in operations becoming unprofitable. Whilst weather related impacts cannot be avoided, the group will seek to mitigate such risks by using experienced contractors, supervising them closely and taking care to ensure that they have equipment of capacity appropriate for the planned delivery volumes.

Traded coal delivery volumes are dependent upon supplier performance of contract obligations. The group

endeavours to ensure such performance by exercising care in the selection of suppliers and direct supervision of supplier deliveries

Adverse weather conditions can disrupt land transport of coal while heavy seas may prevent barging of coal to its agreed point of delivery. Failure to load export shipments to an agreed schedule may result in demurrage claims (damages payable for delays) which may be material. The group endeavours to minimise the demurrage risk by establishing stockpiles, and loading barges used for transferring coal from shore to ship, ahead of arrival of ships.

Mining plans are based on geological assessments and the group seeks to ensure the accuracy of those assessments by drilling ahead of any implementation of the plans. Nevertheless, geological assessments are extrapolations based on statistical sampling and may prove inaccurate to an extent. In that event, unforeseen extraction complications can occur and may cause cost overruns and delays.

Price risk

The profitability and cash flow of the coal operations depend upon world prices of coal and the group's ability to sell its coal at price levels comparable with such world prices. Coal is a primary commodity and as such is affected by levels of world economic activity and factors affecting the world economy, including levels of inflation and interest rates. This may lead to significant price swings.

Coal is sold on the basis of its calorific value and other aspects of its chemical composition. Supply and demand for specific grades of coal and consequent pricing may not necessarily reflect overall coal market trends and the group may be adversely affected if it is unable to supply coal within the specifications that are at any particular time in high demand.

Environmental practices

Open cast coal mining, as conducted on the coal concessions in which the group has invested, involves the removal of substantial volumes of overburden to obtain access to the coal deposits. The prospective areas to be mined by the group do not cover a large area and the group is committed to international standards of best environmental practice and, in particular, to proper management of waste water and reinstatement of mined areas on completion of mining operations. Nevertheless, the group could sustain reputational damage as a result of environmental criticisms of the coal mining industry as a whole.

General

Currency

Because CPO, CPKO and coal are essentially US dollar based commodities, the group's revenues and the underlying value of the group's operations are effectively US dollar denominated. Moreover, substantial proportions of the group's borrowings and costs are US dollar denominated or hedged against or linked to the US dollar.

Accordingly, the principal currency risk faced by the group is that those components of group costs and funding that arise in, or are denominated in, Indonesian rupiah and sterling and, as respects group funding, are not hedged against US dollar, may, if such currencies strengthen against the US dollar, negatively impact the group's financial position in US dollar terms.

As respects costs and share capital, the directors consider that this risk is inherent in the group's business and structure and the group does not therefore normally hedge against such risk. As respects borrowings, hedging may itself give rise to risks given the contention of the Indonesian tax authorities (as referred to under

Review of the group continued

"Group results" in "Finances" above) that mark to market losses in Indonesia on hedging derivatives may not be deducted from chargeable profits for Indonesian tax purposes. The directors therefore believe that, pending clarification of this issue, it is preferable for the group to accept some currency risks in respect of borrowings than to constrain the group either to borrow only in US dollars (which may limit the group's ability to borrow or require it to borrow on terms that are in the directors' opinion sub-optimal as respects tenor, covenants or cost) or to hedge all non US dollar borrowings against the US dollar.

Counterparty risk

Export sales of CPO, CPKO and coal are made either against letters of credit or on the basis of cash against documents. However, domestic sales of CPO, CPKO and coal may require the group to provide some credit to buyers and purchases of coal for trading may require the group to part pay ahead of delivery. The group seeks to limit the counterparty risk that such credit and prepayments entail by effective credit controls. Such controls include regular reviews of buyer creditworthiness and limits on the term and amount of credit that may be extended to any one buyer and in total.

Regulatory exposure

Changes in existing, and adoption of new, laws and regulations affecting the group (including, in particular, laws and regulations relating to land tenure and mining concessions, work permits for expatriate staff and taxation) could have a negative impact on the group's activities. Many of the licences, permits and approvals held by the group are subject to periodic renewal. Renewals are often subject to delays and there is always a risk that a renewal may be refused or made subject to new conditions.

Agricultural land and mining rights and interests held by the group are subject to the satisfaction of various continuing conditions, including, as respects agricultural land, conditions requiring the group to promote smallholder developments of oil palm.

Although the group endeavours to ensure that its activities are conducted only on the land areas, and within the terms of the licences, that it holds, licensing rules change frequently and boundaries of large land areas are not always clearly demarcated. There is therefore always a risk that the group may inadvertently, and to a limited extent, conduct operations for which it does not hold all necessary licences or operate on land as respects which it does not have all necessary permits.

The UK Bribery Act 2010, which applies worldwide to interests of UK companies, has created an offence of failure by a commercial organisation to prevent a bribe being paid on its behalf. Such failure may be defended if the organisation has "adequate procedures" in place to combat bribery. The group has traditionally had strong controls in this area because the group operates predominantly in Indonesia, which is classified as high risk by the International Transparency Corruption Perceptions Index 2010. These controls were further enhanced during 2011 to ensure compliance with the provisions of the Act.

Country exposure

All of the group's operations are located in Indonesia. The group is therefore significantly dependent on economic and political conditions in Indonesia. In the late 1990's, in common with other parts of South East Asia, Indonesia experienced severe economic turbulence and there have been subsequent occasional instances of civil unrest, often attributed to ethnic tensions, in certain parts of Indonesia. However, during 2011 Indonesia remained stable and the Indonesian economy continued to grow.

Freedom to operate in a stable and secure environment is critical to the group and the existence of security risks in Indonesia should never be ignored. However, the group has always sought to mitigate those risks and has never, since the inception of its East Kalimantan operations in 1989, been adversely affected by security problems.

Although there can be no certainty as to such matters, the directors are not aware of any circumstances that would lead them to believe that, under current political conditions, any government authority would revoke the registered land titles or mining rights in which the group has invested or would impose exchange controls or otherwise seek to restrict the group's freedom to manage its operations.

Miscellaneous relationships

The group is materially dependent upon its staff and employees and endeavours to manage this dependence as detailed under "Employees" in "Operations" above.

Relationships with shareholders in Indonesian group companies are also important to the group. The group endeavours to maintain cordial relations with its local investors by seeking their support for decisions affecting their interests and responding constructively to any concerns that they may have. Should such efforts fail and a breakdown in relations result, the group would be obliged to fall back on enforcing, in the Indonesian courts, the agreements governing its arrangements with its local partners with the uncertainties that any judicial process involves. Failure to enforce the agreements relating to the coal mining concessions in which the group holds interests could have a material negative impact on the value of the coal operations because the concessions are at the moment legally owned by the group's local partners and, if the arrangements with those partners were successfully to be repudiated (an eventuality that the

directors consider highly unlikely), the group could lose its entire interest in the concessions.

By order of the board

R.E.A. SERVICES LIMITED

Secretary

27 April 2012



Directors

Richard Robinow
Chairman (66)

Mr Robinow was appointed a director in 1978 and has been chairman since 1984. After early investment banking experience, he has been involved for over 35 years in the plantation industry. He is non-executive but devotes a significant proportion of his working time to the affairs of the group. He is a non-executive director of M P Evans Group plc, a UK plantation company of which the shares are admitted to trading on the Alternative Investment Market of the London Stock Exchange, and of two overseas listed plantations companies: Sipef NV, Belgium, and REA Vipingo Plantations Limited, Kenya.

John Oakley
Managing director (63)

After early experience in investment banking and general management, Mr Oakley joined the group in 1983 as divisional managing director of the group's then horticultural operations. He was appointed to the main board in 1985 and subsequently oversaw group businesses involved in tea, bananas, pineapples and merchanting, transferring in the early 1990s to take charge of the day to day management of the group's then embryonic East Kalimantan agricultural operations. He was appointed managing director in January 2002. As the sole executive director, he has overall responsibility for the operations of the group.

David Blackett
Senior independent non-executive director (61)

Mr Blackett was appointed a non-executive director in July 2008 and was subsequently appointed chairman of the audit and remuneration committees and, more recently, as a member of the nomination committee. After qualifying as a chartered accountant in Scotland, he worked for over 25 years in South East Asia, where he concluded his career as chairman of AT&T Capital Inc. Prior to joining that company, he was a director of an international investment bank with responsibility for the bank's South East Asian operations. He is a non-executive director of South China Holdings Limited, a company listed on the Hong Kong Stock Exchange.

John Green-Armytage
Independent non-executive director (66)

Mr Green-Armytage was a non-executive director from 1984 to 1994. He rejoined the board as a non-executive director in 1997 and for several years served as chairman of the audit and remuneration committees. After a career in investment banking, he moved to become managing director of a UK listed company with South East Asian involvement. He has subsequently held directorships of a number of companies in both executive and non-executive capacities, including, until May 2011, the chairmanship of AMEC PLC.

John Keatley
Independent non-executive director (78)

Mr Keatley was a non-executive director from 1975 to 1983 and chairman from 1978 to 1983. He rejoined the board as a non-executive director in 1985 and is a member of the nomination committee. After a background in the fertiliser industry, he is now involved in a family business investing in property in the UK and overseas.

David Killick, FCIS
Independent non-executive director (74)

Mr Killick was appointed a non-executive director in 2006. He is chairman of the nomination committee and a member of the audit and remuneration committees. After qualifying as a barrister, he became a Fellow of the Institute of Chartered Secretaries and Administrators. He worked for over 28 years for the Commonwealth Development Corporation, serving as a member of its management board from 1980 to 1994. Thereafter, he has held a number of directorships. He is currently a director of Reallyenglish.com Limited.

Charles Letts
Independent non-executive director (93)

Mr Letts was appointed a non-executive director in 1989. After serving in the British Armed Forces in World War II and thereafter in the British Foreign Office, he was a main board director of Jardine Matheson & Co Limited for 15 years and then set up his own business. For over 40 years, he has held directorships and advisory posts in companies covering a wide range of activities in various countries, with particular emphasis on the plantation industry. His present directorships include The China Club Limited and China Investment Fund.

Chan Lok Lim
Independent non-executive director (70)

Mr Lim was appointed a non-executive director in 2002. He has been involved for over 30 years in companies in South East Asia engaged in power generation and distribution, water and waste treatment, industrial and agro-industrial engineering (including palm oil mill design and construction) and in the plantation industry. He is chairman of SPC Power Corporation, a public company listed on the Philippines Stock Exchange, and a director of Agusan Plantations Inc, Philippines, Agumil Philippines Inc and Pan Abrasives (Private) Limited, Singapore.

Directors' report

The directors present their annual report on the affairs of the group, together with the financial statements and auditors' reports, for the year ended 31 December 2011

Principal activities and business review

The group is principally engaged in the cultivation of oil palms in the province of East Kalimantan in Indonesia and in the production of crude palm oil ("CPO") and by-products. In addition, the group holds rights in respect of three coal concessions in East Kalimantan and is developing an open cast coal mining operation and coal trading activity based on these concessions.

A review of the activities and planned future development of the group, together with the principal risks and uncertainties facing the group, is provided in the accompanying "Chairman's statement" and "Review of the group" sections of this annual report which are incorporated by reference in this "Directors' report". In particular, the "Review of the group" includes information as to group policy and objectives regarding the use of financial instruments. Information as to such policy and objectives and the risk exposures arising is also included in note 22 to the consolidated financial statements.

The group does not undertake significant research and development activities.

Details of significant events since 31 December 2011 are contained in note 41 to the consolidated financial statements.

Results and dividends

The results are presented in the consolidated income statement and notes thereto.

The fixed annual dividends on the 9 per cent cumulative preference shares that fell due on 30 June and 31

December 2011 were duly paid. A first interim dividend in respect of 2011 of 3p per share was paid on the ordinary shares on 27 January 2012 and the board recommends that of a final dividend in respect of the year of 3½p per share be paid on 27 July 2012 to ordinary shareholders on the register of members on 29 June 2012. Resolution 3 in the company's notice of 2012 annual general meeting (the "Notice") set out at the end of this document, which will be proposed as an ordinary resolution, deals with the payment of this dividend.

Going concern basis

The group's business activities, together with the factors likely to affect its future development, performance and position are described in the "Review of the group" section of this annual report which also provides (under the heading "Finances") a description of the group's cash flow, liquidity and financing adequacy, and treasury policies. In addition, note 22 to the consolidated financial statements includes information as to the group's policy, objectives and processes for managing its capital, its financial risk management objectives, details of its financial instruments and hedging activities, and its exposures to credit and liquidity risks.

Although the group has indebtedness, substantially all of that indebtedness is medium term and the group is not materially reliant on short term borrowing facilities. Moreover, the group has considerable cash resources. As a consequence, the directors believe that the group is well placed to manage its business risks successfully.

After making enquiries, the directors have a reasonable expectation that the company and the group have adequate resources to continue in operational existence for the foreseeable future. Accordingly, they continue to adopt the going concern basis in preparing the financial statements.

Charitable and political donations

During the year the group made no charitable donations to persons ordinarily resident in the United Kingdom and no political donations. The group provided support for conservation activities in East Kalimantan.

Supplier payment policy

It is the company's policy to establish appropriate payment terms and conditions for dealings with suppliers and to comply with such terms and conditions. The holding company itself does not have trade creditors.

Directors

The directors are listed in the "Directors" section of this annual report which is incorporated by reference in this "Directors' report". All the directors served throughout 2011. Messrs Blackett and Oakley retire at the forthcoming annual general meeting and, being eligible, offer themselves for re-election, such retirements being in compliance with the company's articles of association providing for the rotation of directors. Messrs Robinow, Green-Armytage, Keatley, Letts and Lim retire at the forthcoming annual general meeting and, being eligible, offer themselves for re-election, such retirements being in compliance with the provisions of the UK Corporate Governance Code requiring the annual re-election of non-executive directors who have served as such for more than nine years. Resolutions 4 to 10 in the Notice, which will be proposed as ordinary resolutions, deal with the re-election of the above named directors.

The appointment and replacement of directors is governed by the company's articles of association and prevailing legislation, augmented by the principles laid down in the UK Corporate Governance Code which the company seeks to apply in a manner proportionate to its size as further detailed in the "Corporate governance" section of this annual report.

For the reasons given under "Board of directors" in the "Corporate governance" section of this annual report (which section is incorporated by reference in this Directors' report) and as noted under "Strategic direction and succession" in the "Review of the group" section of this annual report, the directors consider that the current composition of the board of the company should be maintained pending completion of the planned listing of PT REA Kaltim Plantations (assuming that this will be achieved during 2012). The directors believe that the board remains effective as currently constituted. The board therefore recommends (each affected director abstaining from such conclusion as it applies to himself) the re-election of all of the directors offering themselves for re-election. The senior independent non-executive director and the chairman have confirmed as regards, respectively, the chairman and the other non-executive directors offering themselves for re-election that, following formal performance evaluations, each such individual's performance continues to be effective and to demonstrate commitment to the role assumed, including commitment of time for board and committee meetings and, where applicable, other assigned duties.

Directors' interests

At 31 December 2011, the interests of directors (including interests of connected persons as defined in section 96B (2) of the Financial Services and Markets Act 2000 of which the company is, or ought upon reasonable enquiry to become, aware) in the 9 per cent cumulative preference shares of £1 each and the ordinary shares of 25p each of the company were as follows:

	Preference shares	Ordinary shares
R M Robinow	-	10,005,833
D J Blackett	250,000	-
J M Green-Armytage	13,288	90,704
J R M Keatley	92,519	680,878
D H R Killick	-	30,000
L E C Letts	21,480	108,008
C L Lim	-	-
J C Oakley	-	442,493

Directors' report continued

Directors' indemnities

Qualifying third party indemnity provisions (as defined in section 234 of the Companies Act 2006) were in force for the benefit of directors of the company and of other members of the group throughout 2011 and remain in force at the date of this report.

Substantial shareholders

As at the date of this report, the company had received notifications required by The Disclosure Rules and Transparency Rules of the Financial Services Authority from the following persons of voting rights held by them as shareholders through the holdings of ordinary shares indicated

	Number	%
Emba Holdings Limited	9,957,500	29.80
Prudential plc and certain subsidiaries	6,043,129	18.09
Alcatel Bell Pensionsfonds VZW	4,167,049	12.47
Artemis UK Smaller Companies	1,919,400	5.74

In addition, the company had been notified that the above interest of Prudential plc group of companies includes 6,021,116 ordinary shares (18.02 per cent) in which M&G Investment Funds 3 is also interested

The shares held by Emba Holdings Limited ("Emba") are included as part of the interest of Mr R M Robinow shown under "Directors' interests" above. By deeds dated 24 November 1998 and 10 April 2001, Emba has agreed that it will not undertake activities in conflict with those of the group and that it will deal with the group only on a basis that is appropriate between a listed company and its subsidiaries, on the one hand, and a significant shareholder in a listed company, on the other hand.

Control and structure of capital

Details of the company's share capital and changes in share capital during 2011 are detailed in note 31 to the company's financial statements. At 31 December 2011, the preference share capital and the ordinary share capital represented, respectively, 84.1 and 15.9 per cent of the total issued share capital.

The rights and obligations attaching to the ordinary and preference shares are governed by the company's articles of association and prevailing legislation. A copy of the articles of association is available on the company's website at www.rea.co.uk. Rights to income and capital are summarised in note 31 to the company's financial statements.

On a show of hands at a general meeting of the company, every holder of shares and every duly appointed proxy of a holder of shares, in each case being entitled to vote on the resolution before the meeting, shall have one vote. On a poll, every holder of shares present in person or by proxy and entitled to vote on the resolution the subject of the poll shall have one vote for each share held. Holders of preference shares are not entitled to vote on a resolution proposed at a general meeting unless, at the date of notice of the meeting, the dividend on the preference shares is more than six months in arrears or the resolution is for the winding up of the company or is a resolution directly and adversely affecting any of the rights and privileges attaching to the preference shares. Deadlines for the exercise of voting rights and for the appointment of a proxy or proxies to vote in relation to any resolution to be proposed at a general meeting are governed by the company's articles of association and prevailing legislation and will normally be as detailed in the notes accompanying the notice of the meeting at which the resolution is to be proposed.

There are no restrictions on the size of any holding of shares in the company. Shares may be transferred either through the CREST system (being the relevant system as defined in the Uncertificated Securities Regulations 2001 of which CRESTCo Limited is the operator) where held in uncertificated form or by instrument of transfer in any usual or common form duly executed and stamped, subject to provisions of the company's articles of association empowering the directors to refuse to register any transfer of shares where the shares are not fully paid, the shares are to be transferred into a joint holding of more than four persons, the transfer is not appropriately supported by evidence of the right of the transferor to make the transfer or the transferor is in default in compliance with a notice served pursuant to section 793 of the Companies Act 2006. The directors are not aware of any agreements between shareholders that may result in restrictions on the transfer of securities or on voting rights.

No person holds securities carrying special rights with regard to control of the company and there are no arrangements in which the company co-operates by which financial rights carried by shares are held by a person other than the holder of the shares.

The articles of association provide that the business of the company is to be managed by the directors and empower the directors to exercise all powers of the company, subject to the provisions of such articles (which include a provision specifically limiting the borrowing powers of the group) and prevailing legislation and subject to such directions as may be given by the company in general meeting by special resolution. The articles of association may be amended only by a special resolution of the company in general meeting and, where such amendment would modify, abrogate or vary the class rights of any class of shares, with the consent of that class given in accordance with the company's articles of association and prevailing legislation.

The 75 per cent dollar notes 2012/14 of the company ("dollar notes") and the 95 per cent guaranteed sterling notes 2015/17 of REA Finance BV ("sterling notes") (which are guaranteed by the company) are transferable either through the CREST system where held in uncertificated form or by instrument of transfer in any usual or common form duly executed in amounts and multiples, in the former case, of \$1 and, in the latter case, of £1,000. There is no maximum limit on the size of any holding in either case.

Significant holdings of preference shares, dollar notes and sterling notes shown by the register of members and registers of dollar and sterling noteholders at 31 December 2011 were as follows:

	Preference shares '000	Dollar notes \$'000	Sterling notes £'000
Bank of New York (Nominees) Limited	-	-	16,050
Chase Nominees Limited	-	2,575	-
HSBC Global Custody Nominee (UK) Limited 993791 Account	4,339	-	-
HSBC Global Custody Nominee (UK) Limited 641898 Account	-	-	4,367
KBC Securities NV Client Acct	-	1,785	-
N C B Trust Limited Bearnat Acct	-	12,425	-
Pershing Nominees Limited PSL981 Acct	-	-	1,797
Rulegale Nominees Limited JAMSLT Account	6,189	-	-
Securities Services Nominees Limited 2300001 Account	-	-	2,595
State Street Nominees Limited OMO4 Account	-	-	2,000
Vidacos Nominees Limited CLRLUX Account	-	3,315	-
Morris Edward Zukerman	-	4,500	-
Morris Edward Zukerman ZFT Account	-	4,500	-

A change of control of the company would entitle holders of the sterling notes and certain holders of the dollar notes to require repayment of the notes held by them as detailed in notes 24 and 25 to the consolidated financial statements. A change in control of the company on or

Directors' report continued

prior to 31 December 2014 would also entitle the holders of the redeemable participating preference shares of the company's subsidiary KCC Resources Limited ("KCC") to redemption of their shares on the next following 31 December (or, if KCC is prohibited by law from effecting such redemption, to require the company to purchase or procure the purchase of such shares)

At the date of this report, there are no outstanding share options held by directors or employees

Awards to senior group executives under the company's long term incentive plans will vest and may be encashed within one month of a change of control as detailed under "Long term incentive plans" in the "Directors' remuneration report" section of this annual report. The directors are not aware of any agreements between the company and its directors or between any member of the group and a group employee that provides for compensation for loss of office or employment that occurs because of a takeover bid

Treasury shares and power to repurchase shares

No shares of the company are at present held in treasury

The company's articles of association permit the purchase by the company of its own shares subject to prevailing legislation which requires that any such purchase, if a market purchase, has been previously authorised by the company in general meeting and, if not, is made pursuant to a contract of which the terms have been authorised by a special resolution of the company in general meeting. There is no authority extant for the purchase by the company of its own shares

Increase in share capital

At the forthcoming annual general meeting, a resolution will be proposed (resolution 13 set out in the Notice) to

increase the authorised share capital of the company (being the maximum amount of shares in the capital of the company that the company may allot) from £55,250,000 to £60,250,000 by the creation of 5,000,000 9 per cent cumulative preference shares of £1 each ranking pari passu in all respects with the existing preference shares and representing 11.1 per cent of the existing authorised preference share capital

As indicated in the "Review of the group" section of this annual report, the directors believe that capitalisation issues of new preference shares to ordinary shareholders provide a useful mechanism for augmenting returns to ordinary shareholders in periods in which good profits are achieved but demands on cash resources limit the scope for payment of cash dividends. The directors also believe that, when circumstances permit, it is sensible to replace group debt funding with preference capital. The proposed creation of additional preference shares is designed to give the company sufficient authorised but unissued preference capital to permit the directors to issue preference shares for these purposes without further approval (other than shareholder authority to allot such shares, which authority will be sought at the forthcoming annual general meeting as noted under "Authorities to allot share capital" below)

If the intended listing of PT REA Kaltim Plantations on the Jakarta Stock Exchange (as referred to in the "Review of the group" section of this annual report) proceeds and it is decided that the listing should be accompanied by an exchange of a proportion of existing issued ordinary shares of the company for preference shares, it is probable that the directors would seek specific authorisation for the arrangements then proposed and unlikely that the directors would propose any capitalisation issue of new preference shares to ordinary shareholders or placing of new preference shares for cash during 2012 outside of those arrangements

Authorities to allot share capital

At the annual general meeting held on 14 June 2011, shareholders authorised the directors under the provisions of section 551 of the Companies Act 2006 to allot ordinary shares or 9 per cent cumulative preference shares within specified limits. Replacement authorities are being sought at the forthcoming annual general meeting (resolutions 14 and 15 set out in the Notice) to authorise the directors (a) to allot and to grant rights to subscribe for, or to convert any security into, shares in the capital of the company (other than 9 per cent cumulative preference shares) up to an aggregate nominal amount of £1,896,363.75 (being all of the unissued ordinary share capital of the company and representing 22.7 per cent of the issued ordinary share capital at the date of this report), and (b) subject to the passing of resolution 13 set out in the Notice, to allot and to grant rights to subscribe for, or to convert any security into, 9 per cent cumulative preference shares in the capital of the company up to an aggregate nominal amount of £5,931,447 (being the aggregate of the unissued preference share capital of the company at the date of this report and the additional preference share capital proposed to be created at the forthcoming annual general meeting and representing 13.5 per cent of the issued preference share capital of the company at the date of this report).

The new authorities, if provided, will expire on the date of the annual general meeting to be held in 2013 or on 30 June 2013 (whichever is the earlier). Save in relation to the preference shares as indicated under "Increase in share capital" above, the directors have no present intention of exercising these authorities.

Authority to disapply pre-emption rights

Fresh powers are also being sought at the forthcoming annual general meeting under the provisions of sections 571 and 573 of the Companies Act 2006 to enable the

board to make a rights issue or open offer of ordinary shares to existing ordinary shareholders without being obliged to comply with certain technical requirements of the Companies Act 2006 which can create problems with regard to fractions and overseas shareholders.

In addition, the resolution to provide these powers (resolution 16 set out in the Notice) will, if passed, empower the directors to make issues of ordinary shares for cash other than by way of a rights issue or open offer up to a maximum nominal amount of £417,681 (representing 5 per cent of the issued ordinary share capital of the company at the date of this report). The company has not within the three years preceding the date of this report issued any ordinary shares for cash, relying on the annual general disapplication of statutory pre-emption rights pursuant to section 571 of the Companies Act 2006 (or the predecessor sections of the Companies Act 1985).

The foregoing powers (if granted) will expire on the date of the annual general meeting to be held in 2013 or on 30 June 2013 (whichever is the earlier).

General meeting notice period

At the forthcoming annual general meeting, a resolution (resolution 17 set out in the Notice) will be proposed to authorise the directors to convene a general meeting (other than an annual general meeting) on 14 clear days' notice (subject to due compliance with requirements for electronic voting). The authority will be effective until the date of the annual general meeting to be held in 2013 or on 30 June 2013 (whichever is the earlier). This resolution is proposed following legislation which, notwithstanding the provisions of the company's articles of association and in the absence of specific shareholder approval of shorter notice, has increased the required notice period for general meetings of the company to 21 clear days. While the directors believe that it is sensible

Directors' report continued

to have the flexibility that the proposed resolution will offer, to enable general meetings to be convened on shorter notice than 21 days, this flexibility will not be used as a matter of routine for such meetings, but only where the flexibility is merited by the business of the meeting and is thought to be to the advantage of shareholders as a whole

Recommendation

The board considers that increasing the authorised share capital of the company by the creation of the additional preference shares proposed as detailed under "Increase in share capital", granting the directors the authorities and powers as detailed under "Authorities to allot share capital" and "Authority to disapply pre-emption rights" and the proposal to permit general meetings (other than annual general meetings) to be held on just 14 clear days' notice as detailed under "General meeting notice periods" above are all in the best interests of the company and shareholders as a whole and accordingly the board recommends that shareholders vote in favour of the resolutions 13 to 17 as set out in the notice of the forthcoming annual general meeting

Auditors

Each director of the company at the date of approval of this report has confirmed that, so far as he is aware, there is no relevant audit information of which the company's auditors are unaware, and that he has taken all the steps that he ought to have taken as a director in order to make himself aware of any relevant audit information and to establish that the company's auditors are aware of that information

This confirmation is given and should be interpreted in accordance with the provisions of section 418 of the Companies Act 2006

Deloitte LLP have expressed their willingness to continue in office as auditors and resolutions to re-appoint them and to authorise the directors to fix their remuneration will be proposed at the forthcoming annual general meeting Resolutions 11 and 12 set out in the Notice, each of which will be proposed as ordinary resolutions, relate to the re-appointment and remuneration of the auditors



By order of the board

R.E.A. SERVICES LIMITED

Secretary

27 April 2012

Corporate governance

General

The directors appreciate the importance of ensuring that the group's affairs are managed effectively and with integrity and acknowledge that the principles laid down in the UK Corporate Governance Code issued in 2010 by the Financial Reporting Council (the "Code") provide a widely endorsed model for achieving this. The Code is available from the Financial Reporting Council's website at "www.frc.org.uk". The directors seek to apply the Code principles in a manner proportionate to the group's size but, as the Code permits, reserving the right, when it is appropriate to the individual circumstances of the company, not to comply with certain Code principles and to explain why. Throughout the year ended 31 December 2011, the company was in compliance with the provisions set out in the Code.

Board of directors

The board currently comprises one executive director and seven non-executive directors (including the chairman). Biographical information concerning each of the directors is set out in the "Directors" section of this annual report. The variety of backgrounds brought to the board by its members provides perspective and facilitates balanced and effective strategic planning and decision making for the long-term success of the company in the context of the company's obligations and responsibilities both as the owner of a business in Indonesia and as a UK listed entity. In particular, the board believes that the skills and experience of its different members complement each other and that their knowledge is of specific relevance to the nature and geographical location of the group's operations.

The chairman and managing director (being the chief executive) have defined separate responsibilities under the overall direction of the board. The chairman has responsibility for leadership and management of the board in discharging its duties, the managing director has responsibility for the executive management of the group

Neither has unfettered powers of decision. All of the non-executive directors, with the exception of the chairman, are considered by the board to have been independent throughout the year.

The directors acknowledge that some institutional investors take the view that non-executive directors who have served on the board of the company for more than nine years can never be regarded as independent and that, on this basis, four of the non-executive directors whom the board regards as independent would not be treated as such. The Code states that service by a director for more than nine years is to be taken into account by the board in assessing his independence but it is not, under the Code, determinative of independence. All of the long serving non-executive directors considered by the board to be independent are re-elected annually after endorsement of their independence by their co-directors as required by the Code and none of these directors is financially or otherwise materially dependent upon the company. The board continues to be satisfied that the independence of these long serving independent non-executive directors is not affected by their length of service.

Two independent non-executive directors have served on the board of the company for less than nine years and, accordingly, the company would satisfy the Code requirement that at least two members of the board be independent non-executive directors even if all longer serving non-executive directors were treated as not independent.

As noted under "Strategic direction and succession" in the "Review of the group" section of this annual report and as previously indicated, it is intended that after completion of the listing of PT REA Kaltim Plantations (planned for the last quarter of 2012) the four long serving independent non-executive directors, Messrs Letts, Lim, Green-Armytage and Keatley, will retire and one new executive director and one new independent non-executive director will be appointed, the latter appointment being made with

Corporate governance continued

due regard to the latest guidelines as respects diversity and gender. Following such reconstitution of the board, the directors intend that the board will in future be refreshed on the basis of a policy that length of service by independent non-executive directors be limited to nine years.

Under the company's articles of association, any director who has not been appointed or re-appointed at each of the preceding two annual general meetings shall retire by rotation and may submit himself for re-election. This has the effect that each director is subject to re-election at least once every three years. In addition, in compliance with the Code, non-executive directors who have served on the board for more than nine years submit themselves for re-election every year. Further, any director appointed during the year holds office until the next annual general meeting and may then submit himself for re-election.

Directors' conflicts of interest

In connection with the statutory duty to avoid any situation which conflicts or may conflict with the interests of the company, the board has approved the continuance of potential conflicts notified by Messrs Robinow and Green-Armytage, each of the two directors absencing himself from the discussion in respect of himself. Such notifications relate to each of the directors' interests as shareholders in and/or directors of companies the interests of which might conflict with those of the group but are not at present considered to conflict. No other conflicts or potential conflicts have been notified by directors.

Board responsibilities

The board is responsible for the proper management of the company. Quarterly operational and financial reports are issued to all directors following the end of each quarter for their review and comment. These reports are augmented by annual budgets and positional papers on matters of a non routine nature and by prompt provision

of such other information as the board periodically decides that it should have to facilitate the discharge of its responsibilities.

The board has a schedule of matters reserved for its decision which is kept under review. Such matters include strategy, material investments and financing decisions and the appointment or removal of executive directors and the company secretary. In addition, the board is responsible for ensuring that resources are adequate to meet the group's objectives and for reviewing performance, financial controls, risk and compliance with the group's policy and procedures with respect to bribery.

The company carries appropriate insurance against legal action against its directors. The current policy was in place throughout 2011 in compliance with the Code requirement to carry such insurance.

Board committees

The board has appointed audit, nomination and remuneration committees to undertake certain of the board's functions, with written terms of reference which are available for inspection on the company's website and are updated as necessary. Information concerning the remuneration of directors is provided in the "Directors' remuneration report" section of this annual report (which is incorporated by reference in this "Corporate governance" report) together with details of the basis upon which such remuneration is determined.

An executive committee of the board comprising Mr R M Robinow and Mr J C Oakley has been appointed to deal with various matters of a routine or executory nature.

Performance evaluation

A formal internal evaluation of the performance of the board, the committees and individual directors is undertaken annually. Balance of powers, contribution to strategy, monitoring efficacy and accountability to

stakeholders are reviewed by the board as a whole and the performance of the chairman is appraised by the independent non-executive directors led by the senior independent director. The appraisal process includes assessments against a detailed set of criteria covering a variety of matters from the commitment and contribution of the board in developing strategy and enforcing disciplined risk management, pursuing areas of concern, if any, and setting appropriate commercial and social responsibility objectives to the adequacy and timeliness of information made available to the board.

At the performance evaluation conducted in 2011, the board concluded that it was performing effectively as currently constituted but that the constitution and composition of the board should be reviewed once a conclusion had been reached regarding the options for restructuring the group with a possible listing in South East Asia. With the decision to list the company's subsidiary, PT REA Kaltim Plantations, on the Jakarta stock exchange now made, such review has taken place and the directors have agreed the planned board changes described under "Board of directors" above.

Professional development and advice

In view of their previous relevant experience and, in most cases, length of service on the board, all directors are familiar with the financial and operational characteristics of the group's activities. Directors are required to ensure that they maintain that familiarity and keep themselves fully cognisant of the affairs of the group and matters affecting its operations, finances and obligations (including environmental, social and governance responsibilities). Whilst there are no formal training programmes, the board regularly reviews its own competences, receives periodic briefings on legal, regulatory, operational and political developments affecting the group and may arrange training on specific matters where it is thought to be required. Directors are able to seek the advice of the company secretary and, individually or collectively, may take independent

professional advice at the expense of the company if necessary.

Steps are taken to ensure that newly appointed directors become fully informed as to the group's activities.

Board proceedings

Four meetings of the board are scheduled each year. Other board meetings are held as required to consider corporate and operational matters with all directors consulted in advance regarding significant matters for consideration. Minutes of board meetings are circulated to all directors. The executive director, unless travelling, is normally present at full board meetings but, where appropriate, telephone discussions take place between the chairman and the other non-executive directors outside the formal meetings. Committee meetings are held as and when required. All proceedings of committee meetings are reported to the full board.

The attendance of individual directors at the regular and "ad hoc" board meetings held during 2011 was as follows:

	Regular meeting	Ad hoc meeting
RM Robinow	4	1
JC Oakley	4	1
DJ Blakett	4	1
JM Green-Armytage	4	1
JRM Keatley	4	1
DHR Killick	4	1
LEC Letts	4	0
CL Lim	3	0

In addition, during 2011, there were three meetings of the audit committee, two meetings of the remuneration committee and one meeting of the nomination committee. All committee meetings were attended by all of the committee members appointed at the time of each meeting.

Corporate governance continued

Whilst all formal decisions are taken at board meetings, the directors have frequent informal discussions between themselves and with management and most decisions at board meetings reflect a consensus that has been reached ahead of the meetings. Some directors reside permanently, or for part of each year, in the Asia Pacific region and most of the UK based directors travel extensively. Since the regular board meetings are fixed to fit in with the company's budgeting and reporting cycle and ad hoc meetings normally have to be held at short notice to discuss specific matters, the company is reluctant to change meeting dates when some directors are unable to attend. Instead, when a director is unable to be at a meeting, the company ensures that he is fully briefed so that he can make his views known to other directors ahead of time and his views are reported to, and taken into account, at the meeting.

Nomination committee

The nomination committee comprises Mr D H R Killick (chairman), Mr D J Blackett and Mr J R M Keatley. The committee is responsible for submitting recommendations for the appointment of directors for approval by the full board. In making such recommendations, the committee pays due regard to the group's open policy with respect to diversity, including gender.

Audit committee

The audit committee currently comprises Mr D J Blackett (chairman) and Mr D H R Killick both of whom are considered by the directors to have the relevant financial experience.

The audit committee is responsible for

- monitoring the integrity of the financial statements and reviewing formal announcements of financial performance and the significant reporting issues and judgements that such statements and announcements contain,

- reviewing the effectiveness of the internal control functions (including the internal financial controls, the internal audit function and arrangements whereby internally raised staff concerns as to financial reporting and other relevant matters are considered),
- making recommendations to the board in relation to the appointment, reappointment and removal of the external auditors, their remuneration and terms of engagement, and
- reviewing and monitoring the independence of the external auditors and the effectiveness of the audit process.

The audit committee also monitors the engagement of the auditors to perform non-audit work. During 2011, the only non-audit work undertaken by the auditors was, as in the previous year, routine compliance reporting in connection with covenant obligations applicable to certain group loans (as respects which the governing instruments require that such compliance reporting is carried out by the auditors). The audit committee considered that the nature and scope of, and remuneration payable in respect of, these engagements were such that the independence and objectivity of the auditors was not impaired.

The members of the audit committee discharge their responsibilities by informal discussions between themselves, by meetings with the external auditors, the internal auditors in Indonesia and management and by consideration of reports by management, the Indonesian internal audit function and the external auditors and by holding at least three formal meetings in each year.

The audit committee has recommended to the board of the company that it should seek the approval of the company's shareholders for the reappointment of the company's current auditors. That recommendation reflected an assessment of the qualifications, expertise, resources and independence of the auditors based upon reports produced by the auditors, the committee's own dealings with the auditors and feedback from management. The committee took into account the

likelihood of withdrawal of the auditors from the market and noted that there were no contractual obligations to restrict the choice of external auditors. Given the current level of audit fees and the costs that a change would be likely to entail, the committee did not recommend that the company's audit be put out to tender.

Relations with shareholders

The "Chairman's statement" and "Review of the group" sections of the annual report, when read in conjunction with the financial statements, "Directors' report" and "Directors' remuneration report", are designed to present a comprehensive and understandable assessment of the group's position and prospects. The respective responsibilities of the directors and auditors in connection with the financial statements are detailed in the "Directors' responsibilities" section of this report and in the auditors' report.

The directors endeavour to ensure that there is satisfactory dialogue, based on mutual understanding, between the company and its shareholder body. The annual report, interim communications, periodic press releases and such circular letters to shareholders as circumstances may require are intended to keep shareholders informed as to progress in the operational activities and financial affairs of the group. In addition, within the limits imposed by considerations of confidentiality, the company engages with institutional and other major shareholders through regular meetings and other contact in order to understand their concerns. The views of shareholders are communicated to the board as a whole to ensure that the board maintains a balanced understanding of shareholder opinions and issues arising.

All ordinary shareholders may attend the company's annual and other general meetings and put questions to the board. Some directors reside permanently, or for part of each year, in the Asia Pacific region and the nature of the group's business requires that the chairman and

managing director travel frequently to Indonesia. It is therefore not always feasible for all directors to attend general meetings, but those directors who are present are available to talk on an informal basis to shareholders after the meeting's conclusion. At least twenty working days' notice is given of the annual general meeting and related papers are made available to shareholders at least twenty working days ahead of the meeting.

All proxy votes are counted and full details of all proxies lodged for each resolution are reported to the meeting and made available on the company's website as soon as practicable after the meeting.

The company maintains a corporate website at "www.rea.co.uk". This website, which was re-designed during 2011, has detailed information on, and photographs illustrating various aspects of, the group's operations and its conservation work. The website is updated regularly and includes information on the company's share price and the price of crude palm oil. The company's results and other news releases issued via the London Stock Exchange's Regulatory News Service are published on the "Investors" section of the website and, together with other relevant documentation concerning the company, are available for downloading.

Internal control

The board is responsible for the group's system of internal control and for reviewing its effectiveness. Such a system is designed to manage, rather than eliminate, the risk of failure to achieve business objectives and can only provide reasonable and not absolute assurance against material misstatement or loss.

The board has established a continuous process for identifying, evaluating and managing any significant risks which the group faces (including risks arising from environmental, social and governance matters). The board regularly reviews the process, which has been in place from the start of the year to the date of approval of

Corporate governance continued

this report and which is in accordance with the Turnbull guidance on internal control

The board attaches importance not only to the process established for controlling risks but also to promoting an internal culture in which all group staff are conscious of the risks arising in their particular areas of activity, are open with each other in their disclosure of such risks and combine together in seeking to mitigate risk. In particular, the board has always emphasised the importance of integrity and ethical dealing and continues to do so

Following implementation of the UK Bribery Act 2010, policies and procedures in respect of bribery have been issued for all of the group's operations in Indonesia as well as in the UK. These include detailed guidelines and reporting requirements, the development of a comprehensive continuous training programme for all management and employees and a process for on-going monitoring and review. The group also seeks to ensure that its partners abide by its ethical principles

The board, assisted by the audit committee, regularly reviews the effectiveness of the group's system of internal control. The board's monitoring covers all controls, including financial, operational and compliance controls and risk management. It is based principally on reviewing reports from management (providing such information as the board requires) and considering whether significant risks are identified, evaluated, managed and controlled and whether any significant weaknesses are promptly remedied or indicate a need for more extensive monitoring

The board reviewed the systems of internal control and risk management in November 2011 (including the group's internal audit arrangements) and concluded that these remain effective and sufficient for their purpose. The board did not identify, nor was it advised of, any failings or weaknesses which it determined to be significant. A confirmation, therefore, in respect of the necessary actions to be taken was not considered

appropriate. This review has been reconfirmed for the purpose of this annual report.

Internal audit and reporting

The group's Indonesian operations have a fully staffed in-house internal audit function supplemented where necessary by the use of external consultants. The function issues a full report on each internal audit topic and a summary of the report is issued to the audit committee. In addition, follow-up audits are undertaken to ensure that the necessary remedial action has been taken. In the opinion of the board, there is no need for an internal audit function outside Indonesia due to the limited nature of the non-Indonesian operations

The group has established a management hierarchy which is designed to delegate the day to day responsibility for specific departmental functions within each working location, including financial, operational and compliance controls and risk management, to a number of senior managers who report to the head of the Singapore regional office and the managing director

Management reports to the board on a regular basis by way of the circulation of progress reports, management reports, budgets and management accounts. Management is required to seek authority from the board in respect of any transaction outside the normal course of trading which is above an approved limit and in respect of any matter that is likely to have a material impact on the operations that the transaction concerns. At least four supervisory visits each year are undertaken to the overseas operations by the managing director and other directors make periodic visits to those operations. Reports of such visits are given to the board and reviewed by the board at the regular board meetings. In addition the head of the Singapore regional office visits the operations in Indonesia on at least a monthly basis and has a regular dialogue with the managing director and the board

Control and capital structure

Information regarding substantial shareholders, significant interests in the securities of the company and other matters pertaining to the control and rights attaching to the company's capital is provided under "Substantial shareholders" and "Control and structure of capital" in the "Directors' report" section of this annual report.



Approved by the board on 27 April 2012

RICHARD M ROBINOW

Chairman

Directors' remuneration report

Introduction

This report has been prepared in accordance with Schedule 8 to the Accounting Regulations ("The Large and Medium-sized Companies and Groups (Accounts and Reports) Regulations 2008") made pursuant to the Companies Act 2006 (the "Act"). The report also meets the relevant requirements of the Listing Rules of the Financial Services Authority and describes how the board has applied the principles relating to directors' remuneration set out in the UK Corporate Governance Code issued in 2010 by the Financial Reporting Council (the "Code"). As required by the Act, a resolution to approve the report will be proposed at the annual general meeting at which the accompanying financial statements are laid before the company's members.

The Act requires the auditors to report to the company's members on certain parts of this report and to state whether in their opinion those parts of the report have been properly prepared in accordance with the Accounting Regulations. The report has therefore been divided into separate sections for audited and unaudited information.

Unaudited information

The remuneration committee

The company has established a remuneration committee whose members comprise Mr D J Blackett (chairman) and Mr D H R Killick.

The committee does not use independent consultants but takes into account the views of the chairman and managing director. Neither the chairman nor the managing director plays a part in any discussion of his own remuneration.

Remuneration policy

The committee sets the remuneration and benefits of the chairman and the managing director. The latter is currently the only executive director but the committee would set the remuneration and benefits of any other executive director who might in future be appointed.

The committee is also responsible for the long term incentive arrangements for key senior executives in Indonesia and, during 2011, was consulted on the remuneration to be paid to the person appointed to head the group's new Singapore office.

In setting remuneration and benefits, the committee considers the achievement of each individual in attaining the objectives set for that individual (including objectives relating to corporate performance on environmental, social and governance matters as well as to overall corporate performance) against the prevailing business environment, the responsibilities assumed by the individual and, where the role is part time, the time commitment involved. The committee draws on data of the remuneration of others performing similar functions in similarly sized organisations and in similar business organisations. Account is taken of the remuneration both of senior employees of the group who are not directors and of staff across the group's operations generally. Due allowance is made for differences in remuneration applicable to different geographical locations. The committee aims to set performance related remuneration on a basis that promotes the long-term success of the company while at the same time encouraging responsible behaviour in relation to environmental, social and governance matters.

The key objective of the remuneration policy (which applies for 2011 and subsequent years) is to attract, motivate, retain and fairly reward individuals of a high calibre, while ensuring that the remuneration of each

individual is consistent with the best interests of the company and its shareholders. In framing its policy on performance related remuneration (which is payable only to executive directors), the committee follows the provisions of schedule A to the Code.

The committee considers all proposals for executive directors to hold outside directorships. Such directorships are normally permitted only if considered to be of value to the group and on terms that any remuneration payable will be accounted for to the group.

Remuneration of executive directors

The policy on remuneration of executive directors is that basic remuneration of each executive director should comprise an annual salary and certain benefits-in-kind, principally a company car. In addition, an executive director should be paid performance related bonuses. These are to be awarded annually in arrears on a discretionary basis taking into account the progress of the group during the relevant year and the contribution to progress that a director is assessed by the committee to have made against specific commercial and other objectives for that year. Bonuses should not normally exceed 50 per cent of salary and are paid in cash.

Given that the company currently has only one executive director, who is long serving, and given further that the business of the group is inherently long term and not susceptible to influence by short term decision making, the directors have not thought it necessary to establish a longer term incentive pay arrangement for just one person. However, the criteria against which bonuses are awarded include aspects of progress that promote the longer term success of the group. When, in future, new younger executive directors are appointed to the board, the directors will give consideration to some form of longer term incentive scheme.

In the past, executive directors were eligible to join the REA Pension Scheme. That scheme is now closed to new members and, as explained in more detail under "Director's pension arrangements – Mr J C Oakley" below, Mr Oakley is no longer an active member of the scheme. Moreover, it is expected that future executive directors of the company will be based in Singapore or Indonesia. Accordingly, it is no longer the policy of the company to offer pensionable remuneration to directors.

Matters particularly taken into account in setting Mr Oakley's basic salary for 2011 were the general level of salary increases in the group in the UK and in Indonesia (where a substantial part of Mr Oakley's responsibilities are discharged), the rate of inflation and confirmation that Mr Oakley's salary was reasonable by comparison with the salaries of managing directors of listed companies of a size or business similar to that of the group. Specifically with respect to Mr Oakley's salary for 2011, the committee took account of the growth of the group's oil palm operations, development of the group's new coal activities and the associated increase in Mr Oakley's workload, the profitability of the group and the continuing creation of value for shareholders. Achievements reflected in the bonus paid to Mr Oakley in 2011 (being in respect of 2010 performance) included the progress towards achieving the group's planned expansion of its plantation business with respect, in particular, to the two year extension planting programme (notwithstanding the delays caused by changes to the local laws regarding permits), the development of coal trading activities to supplement the group's coal mining operations, the success of financing initiatives to reduce the group's dependence on debt and the success of environmental and social initiatives in the plantation operations, specifically with reference to ISO 14001 and Roundtable on Sustainable Palm Oil accreditation, further smallholder schemes and steps to improve the group's carbon footprint.

Directors' remuneration report continued

The committee has agreed that Mr Oakley should be paid a bonus of £112,500 during 2012 in respect of 2011. In setting this bonus, the committee noted further progress in a number of areas. A new regional director has been hired and a regional office established in Singapore, a group sustainability manager has been recruited to provide additional focus for the group's sustainability agenda, documentation and controls have been implemented across the group in response to the UK Bribery Act and significant progress has been made in producing a carbon balance model for the plantations. In the agricultural operations, production of oil palm fresh fruit bunches had increased by 17 per cent during 2011, a good level of extension planting had been achieved over the two year period to 31 December 2011, new areas for development have been identified and the expatriate management team had been strengthened. Against this, progress in the coal operations had been slower than anticipated.

Continuing performance objectives for Mr Oakley take into consideration the company's long term agricultural objectives, including increased crop levels, plantings and profitability, greater returns from the coal operations and successful management of the planned transition of executive management to the group's younger management team in Singapore and Indonesia.

Remuneration of non-executive directors

The remuneration of non-executive directors other than the chairman is determined by the board within the limits set by the articles of association, no director taking part in the determination of his own remuneration. The level of remuneration is determined having regard to that paid by comparable organisations and to the time commitments expected. No non-executive director has any entitlement to remuneration on a basis related to performance. There were no changes to non-executive remuneration during 2011.

Service contracts

The company's current policy on directors' service contracts is that contracts should have a notice period of not more than one year and a maximum termination payment not exceeding one year's salary. No director has a service contract that is not fully compliant with this policy.

Mr Oakley has two service agreements whereby his working time and remuneration are shared between two employing companies to reflect the division of his responsibilities between different parts of the group. Each contract may be terminated by either party by giving notice to the other party of not less than six months. At 31 December 2011, the unexpired term under each contract remained as six months. There are no provisions for compensation for early termination save that Mr Oakley would be entitled to a payment in lieu of notice if due notice had not been given.

Performance graph

A performance graph is shown in the "Key statistics" section of this annual report. This compares the performance of the company's ordinary shares (measured by total shareholder return) with that of the FTSE all share index for the period from January 2007 to December 2011. The FTSE all share index has been selected as there is no index available that is specific to the activities of the company.

Long term incentive plans

A first long term incentive plan (the "first plan") was established in 2007 and a second similar plan (the "second plan") was put in place in 2009. The first and second plans (together the "plans") were designed to provide incentives, linked to the market price performance of ordinary shares in the company, to a small number of

key senior executives in Indonesia with a view to their participating over the long term in value created for the group. No director was eligible to participate under either plan. The first plan period commenced on 1 January 2007 and ended on 31 December 2010 and the second plan period commenced on 1 January 2009 and will end on 31 December 2012 (the "performance periods")

Under the plans, participants were awarded potential entitlements over notional ordinary shares of the company. These potential entitlements then vested or will vest to an extent that was or is dependent upon the achievement of targets. Vested entitlements may be exercised in whole or part at any time within the six years following the date upon which they vest. On exercising a vested entitlement, a participant will receive a cash amount for each ordinary share over which the entitlement is exercised, equal to the excess (if any) of the market price of an ordinary share on the date of exercise over 423.93p in the case of the first plan and 227.64p in case of the second plan, being the market prices of an ordinary share on the dates with effect from which the plans were agreed after adjustment for subsequent variations in the share capital of the company in accordance with the rules of the plans.

Each plan provided that the vesting of a participants' potential entitlements to notional ordinary shares would be determined by key performance targets with each performance target measured on a cumulative basis over the applicable performance period. Under the first plan, for which the performance period has now ended, there were three key performance targets with each target governing the vesting of one third of each potential entitlement. The three targets related to total shareholder return, cost per tonne of crude palm oil produced and annual planting rate achieved. Under the second plan, for which the performance period is continuing, there are two key performance targets with each target governing the vesting of one half of each potential entitlement. The two

targets relate to total shareholder return and cost per tonne of crude palm oil produced. Under the first plan there were, and under the second plan there are, threshold, target and maximum levels of performance determining the extent of vesting in relation to each performance target. Targets were or are subject to adjustment at the discretion of the remuneration committee where, in the committee's opinion, warranted by actual performance.

The vesting of potential entitlements and the exercise of vested entitlements is dependent upon continued employment with the group. If a participant under a plan ceases employment with the group before the end of the performance period applicable to that plan, his potential entitlement will lapse unless he leaves by reason of death, injury, disability, redundancy or retirement or the remuneration committee exercises a discretion to decide that his potential entitlement should not lapse. Where the potential entitlement does not lapse, it will vest on a basis that reflects achievement of performance targets up to the end of the financial year last ended before the date (the "cessation date") that the affected participant ceases employment with the group (as determined by the remuneration committee) and time apportioned for the elapsed portion of the applicable performance period up to the cessation date expressed as a fraction of the full applicable performance period. The resultant vested entitlement will be exercisable for a period of twelve months from the cessation date. If a participant leaves after the end of the applicable performance period, the participant may exercise a vested entitlement within six months of leaving.

In the event of a change in control of the company as a result of a takeover offer or similar corporate event, potential entitlements will vest on a basis that reflects achievement of performance targets up to the date (the "applicable date") of change of control or other relevant event (as determined by the remuneration committee).

Directors' remuneration report continued

and time apportioned for the elapsed portion of the applicable performance period up to the applicable date expressed as a fraction of the full applicable performance period. Vested entitlements will be exercisable for a period of one month following the applicable date.

At 31 December 2011, entitlements to a total of 35,557 notional ordinary shares had vested under the first plan and awards of potential entitlements over a maximum of 40,679 notional ordinary shares had been made and remained outstanding under the second plan. On the basis of the market price of the ordinary shares on 31 December 2011 of 570p per share, the total gain to participants in respect of their vested entitlements would have been £53,375 and in respect of their potential entitlements would, if these had vested in full, have been £139,269.

Audited information

Directors' remuneration

The following table shows details of the remuneration of individual directors holding office during the year ended 31 December 2011 (with comparative totals for 2010).

	Salary and fees	Other*	2011 Total	2010 Total
	£'000	£'000	£'000	£'000
R M Robinow (chairman)	188	5	193	183
J C Oakley	300	114	414	419
D J Blackett	22	-	22	22
J M Green-Armytage	20	-	20	20
J R M Keatley	20	-	20	20
D H R Killick	22	-	22	22
L E C Letts	20	-	20	20
C L Lim	20	-	20	20
	612	119	731	726

* comprises benefits plus, in the case of Mr Oakley a bonus of £70,000, and payments in lieu of pension contributions of £56,000 (see "Director's pension arrangements - Mr J C Oakley" below).

The total amount paid to Mr Oakley in respect of 2011 was £15,000 less than the amount to which he would normally have been entitled. The reduction of £15,000 reflected an agreement with Mr Oakley that a benefit in kind that he received in 2006 relating to a tax liability arising on a gain on exercise of share options should effectively be refunded by commensurate reductions in the subsequent remuneration to which Mr Oakley would otherwise become entitled from 1 January 2008. The reduction of £15,000 in 2011 means that, together with the reductions in payments made to Mr Oakley in 2008 and 2009, the applicable benefit in kind has now been offset in full.

Fees paid to Mr Blackett and Mr Killick in respect of 2011 included, in each case, additional remuneration of £2,500 in respect of their membership of the audit committee. Fees payable in respect of Mr Green-Armytage, Mr Letts and Mr Lim were paid to companies in which such directors were interested.

Director's pension arrangements - Mr J C Oakley

Mr Oakley (who was aged 63 at 31 December 2011) was until 31 July 2009 an ordinary member of the R.E.A Pension Scheme. That Scheme is a defined benefit scheme of which details are shown in note 38 to the consolidated financial statements. Mr Oakley elected to become a pensioner member of the scheme on 31 July 2009. In recognition of Mr Oakley's withdrawal from ordinary membership of the scheme ahead of attaining the age of 65, the company is paying Mr Oakley an amount in lieu of the pension contributions that the company would otherwise have paid to the pension scheme. The amount in lieu payable in 2011 was £56,000 (2010 £54,000).

Director's pension entitlement - Mr J C Oakley

Details of Mr Oakley's annual pension entitlement and of the transfer value of that entitlement are set out below

Pension	£
In payment at beginning of year	65,500
Increase during the year, in line with Scheme inflation	2,392
Increase during the year, in excess of Scheme inflation	-
<u>In payment at end of year</u>	<u>67,892</u>

Transfer value	£
At beginning of year	1,415,995
Contributions made by the director during the year	-
Increase during the year based on Scheme inflation	89,501
<u>At end of year</u>	<u>1,505,496</u>

Approved by the board on 27 April 2012

RICHARD M ROBINOW

Chairman



Directors' responsibilities

The directors are responsible for preparing the annual report and the financial statements in accordance with applicable law and regulations

UK company law requires the directors to prepare financial statements for each financial year. The directors are required to prepare the group financial statements in accordance with International Financial Reporting Standards ("IFRS") as adopted by the European Union and Article 4 of the IAS Regulation and have elected to prepare the parent company financial statements in accordance with United Kingdom Generally Accepted Accounting Practice (United Kingdom Accounting Standards and applicable law). Under company law, the directors must not approve the accounts unless they are satisfied that they give a true and fair view of the state of affairs of the company and of the profit or loss of the company for that period.

In preparing the parent company financial statements, the directors are required to

- select suitable accounting policies and then apply them consistently,
- make judgments and accounting estimates that are reasonable and prudent,
- state whether applicable UK Accounting Standards have been followed, subject to any material departures disclosed and explained in the financial statements, and
- prepare the financial statements on the going concern basis unless it is inappropriate to presume that the company will continue in business.

In preparing the group financial statements, International Accounting Standard 1 requires that directors

- properly select and apply accounting policies,

- present information, including accounting policies, in a manner that provides relevant, reliable, comparable and understandable information,
- provide additional disclosures when compliance with the specific requirements in IFRS are insufficient to enable users to understand the impact of particular transactions, other events and conditions on the entity's financial position and financial performance, and
- make an assessment of the company's ability to continue as a going concern.

The directors are responsible for keeping adequate accounting records that are sufficient to show and explain the company's transactions and disclose with reasonable accuracy at any time the financial position of the company and enable them to ensure that the financial statements comply with the Companies Act 2006. They are also responsible for safeguarding the assets of the company and hence for taking reasonable steps for the prevention and detection of fraud and other irregularities.

The directors are also responsible for the maintenance and integrity of the corporate and financial information included on the company's website. Legislation in the United Kingdom governing the preparation and dissemination of financial statements may differ from legislation in other jurisdictions.

Directors' confirmation

To the best of the knowledge of each of the directors

- the financial statements, prepared in accordance with the relevant financial reporting framework, give a true and fair view of the assets, liabilities, financial position and profit or loss of the company and the undertakings included in the consolidation taken as a whole, and
- the "Directors' report" section of this annual report including the "Chairman's statement" and "Review of the group" sections of this annual report which the Directors' report incorporates by reference provides a fair review of the development and performance of the business and the position of the company and the undertakings included in the consolidation taken as a whole together with a description of the principal risks and uncertainties that they face

The current directors of the company and their respective functions are set out in the "Directors" section of this annual report.

By order of the board

R.E.A. SERVICES LIMITED

Secretary

27 April 2012



Auditors' report (group)

Independent auditors' report to the members of
R.E.A Holdings plc

We have audited the group financial statements of R.E.A Holdings plc for the year ended 31 December 2011 which comprise the consolidated income statement, the consolidated balance sheet, the consolidated statement of comprehensive income, the consolidated statement of changes in equity, the consolidated cash flow statement, the accounting policies and the related notes 1 to 44. The financial reporting framework that has been applied in their preparation is applicable law and International Financial Reporting Standards (IFRSs) as adopted by the European Union.

This report is made solely to the company's members, as a body, in accordance with Chapter 3 of Part 16 of the Companies Act 2006. Our audit work has been undertaken so that we might state to the company's members those matters we are required to state to them in an auditors' report and for no other purpose. To the fullest extent permitted by law, we do not accept or assume responsibility to anyone other than the company and the company's members as a body, for our audit work, for this report, or for the opinions we have formed.

Respective responsibilities of directors and auditors

As explained more fully in the statement of Directors' responsibilities, the directors are responsible for the preparation of the group financial statements and for being satisfied that they give a true and fair view. Our responsibility is to audit and express an opinion on the group financial statements in accordance with applicable law and International Standards on Auditing (UK and Ireland). Those standards require us to comply with the Auditing Practices Board's Ethical Standards for Auditors.

Scope of the audit of the financial statements

An audit involves obtaining evidence about the amounts and disclosures in the financial statements sufficient to give reasonable assurance that the financial statements are free from material misstatement, whether caused by fraud or error. This includes an assessment of whether the accounting policies are appropriate to the group's circumstances and have been consistently applied and adequately disclosed, the reasonableness of significant accounting estimates made by the directors, and the overall presentation of the financial statements. In addition, we read all the financial and non-financial information in the annual report to identify material inconsistencies with the audited financial statements. If we become aware of any apparent material misstatements or inconsistencies we consider the implications for our report.

Opinion on financial statements

In our opinion the group financial statements

- give a true and fair view of the state of the group's affairs as at 31 December 2011 and of its profit for the year then ended,
- have been properly prepared in accordance with IFRSs as adopted by the European Union, and
- have been prepared in accordance with the requirements of the Companies Act 2006 and Article 4 of the IAS Regulation.

Opinion on other matter prescribed by the Companies Act 2006

In our opinion the information given in the Directors' report for the financial year for which the financial statements are prepared is consistent with the group financial statements.

Matters on which we are required to report by exception

We have nothing to report in respect of the following

Under the Companies Act 2006 we are required to report to you if, in our opinion


- certain disclosures of directors' remuneration specified by law are not made, or
- we have not received all the information and explanations we require for our audit.

Under the Listing Rules we are required to review

- the directors' statement contained within the Directors' confirmation in relation to going concern,
- the part of the Corporate governance statement relating to the company's compliance with the nine provisions of the UK Corporate Governance Code specified for our review, and
- certain elements of the report to shareholders by the Board on directors' remuneration

Other matter

We have reported separately on the parent company financial statements of REA Holdings plc for the year ended 31 December 2011 and on the information in the Directors' remuneration report that is described as having been audited



Mark McIlquham ACA (Senior Statutory Auditor)
for and on behalf of Deloitte LLP
Chartered Accountants and Statutory Auditors
London, England
27 April 2012

Consolidated income statement

for the year ended 31 December 2011

	Note	2011 \$'000	2010 \$'000
Revenue	2	147,758	114,039
Net gain arising from changes in fair value of agricultural produce inventory	4	4,011	455
Cost of sales		(68,056)	(48,581)
Gross profit		83,713	65,913
Net gain arising from changes in fair value of biological assets	13	7,375	1,588
Other operating income	2	339	449
Distribution costs		(1,719)	(1,455)
Administrative expenses	5	(16,959)	(10,228)
Operating profit		72,749	56,267
Investment revenues	2, 7	2,889	1,894
Finance costs	8	(11,465)	(7,714)
Profit before tax	5	64,173	50,447
Tax	9	(18,559)	(15,474)
Profit for the year		45,614	34,973
Attributable to:			
Ordinary shareholders		40,453	32,325
Preference shareholders	10	5,006	2,360
Non-controlling interests	35	155	288
		45,614	34,973
Earnings per 25p ordinary share	11		
Basic		121.0 cents	97.0 cents
Diluted		121.0 cents	96.8 cents

All operations for both years are continuing

Consolidated balance sheet

as at 31 December 2011

	Note	2011 \$'000	2010 \$'000
Non-current assets			
Goodwill	12	12,578	12,578
Biological assets	13	244,433	221,883
Property, plant and equipment	14	102,185	85,488
Prepaid operating lease rentals	15	23,497	17,277
Indonesian coal interests	16	28,580	18,864
Investments	19	1,430	-
Deferred tax assets	28	4,689	5,743
Non-current receivables		1,835	1,417
Total non-current assets		419,227	363,250
Current assets			
Inventories	18	25,559	14,006
Investments	19	963	-
Trade and other receivables	20	34,162	28,662
Cash and cash equivalents	21	30,601	36,710
Total current assets		91,285	79,378
Total assets		510,512	442,628
Current liabilities			
Trade and other payables	30	(19,895)	(12,833)
Current tax liabilities		(8,349)	(8,973)
Bank loans	23	(2,000)	(7,850)
US dollar notes	25	(4,527)	-
Other loans and payables	29	(1,353)	(604)
Total current liabilities		(36,124)	(30,260)
Non-current liabilities			
Bank loans	23	(27,018)	(12,625)
Sterling notes	24	(51,332)	(55,244)
US dollar notes	25	(29,414)	(43,269)
Preference shares issued by a subsidiary	26	(1,500)	(1,500)
Hedging instruments	27	(16,216)	(17,726)
Deferred tax liabilities	28	(40,283)	(41,010)
Other loans and payables	29	(5,680)	(5,474)
Total non-current liabilities		(171,443)	(176,848)
Total liabilities		(207,567)	(207,108)
Net assets			
		302,945	235,520
Equity			
Share capital	31	87,939	60,548
Share premium account	32	21,771	24,901
Translation reserve	33	(11,762)	(18,197)
Retained earnings	34	202,763	166,228
		300,711	233,480
Non-controlling interests	35	2,234	2,040
Total equity		302,945	235,520

Approved by the board on 27 April 2012 and signed on behalf of the board

RICHARD M ROBINOW

Chairman



Consolidated statement of comprehensive income

for the year ended 31 December 2011

	Note	2011 \$'000	2010 \$'000
Profit for the year		45,614	34,973
Other comprehensive income			
Changes in fair value of cash flow hedges			
Gains / (losses) arising during the year		1,700	(4,117)
Reclassification adjustments for losses included in the consolidated income statement		894	-
		2,594	(4,117)
Changes in fair value of hedged instrument		(303)	1,825
Reclassification adjustments for gains included in the consolidated income statement		(611)	-
Exchange differences on translation of foreign operations		4,102	3,733
Tax relating to components of other comprehensive income	9	(329)	(4,944)
		5,453	(3,503)
Total comprehensive income for the year		51,067	31,470
Attributable to			
Ordinary shareholders		45,867	28,779
Preference shareholders		5,006	2,360
Non-controlling interests		194	331
		51,067	31,470

Consolidated statement of changes in equity

for the year ended 31 December 2011

	Share capital (note 31) \$'000	Share premium (note 32) \$'000	Translation reserve (note 33) \$'000	Retained earnings (note 34) \$'000	Sub total \$'000	Non-controlling interests (note 35) \$'000	Total equity \$'000
At 1 January 2010	43,188	27,297	(13,630)	136,499	193,354	1,314	194,668
Total comprehensive (loss) / income	-	-	(3,546)	34,685	31,139	331	31,470
Share based payment - deferred tax credit	-	-	(1,021)	-	(1,021)	-	(1,021)
Issue of new ordinary shares	329	246	-	-	575	-	575
Issue of new preference shares (cash)	14,389	-	-	-	14,389	-	14,389
Issue of new preference shares (scrip)	2,642	(2,642)	-	-	-	-	-
Dividends to preference shareholders	-	-	-	(2,360)	(2,360)	-	(2,360)
Dividends to ordinary shareholders	-	-	-	(2,596)	(2,596)	-	(2,596)
Changes in non-controlling interests	-	-	-	-	-	395	395
At 31 December 2010	60,548	24,901	(18,197)	166,228	233,480	2,040	235,520
Prior year reclassification	-	-	1,021	(1,021)	-	-	-
Total comprehensive income	-	-	5,414	45,459	50,873	194	51,067
Issue of new preference shares (cash)	24,248	13	-	-	24,261	-	24,261
Issue of new preference shares (scrip)	3,143	(3,143)	-	-	-	-	-
Dividends to preference shareholders	-	-	-	(5,006)	(5,006)	-	(5,006)
Dividends to ordinary shareholders	-	-	-	(2,897)	(2,897)	-	(2,897)
At 31 December 2011	87,939	21,771	(11,762)	202,763	300,711	2,234	302,945

Consolidated cash flow statement

for the year ended 31 December 2011

	Note	2011 \$'000	2010 \$'000
Net cash from operating activities	36	33,776	21,292
Investing activities			
Interest received		2,889	1,894
Proceeds from disposal of property, plant and equipment		11	158
Purchases of property, plant and equipment		(19,487)	(18,504)
Expenditure on biological assets		(18,001)	(15,824)
Expenditure on prepaid operating lease rentals		(6,729)	(3,505)
Investment in Indonesian coal interests		(9,717)	(6,005)
Net cash used in investing activities		(51,034)	(41,786)
Financing activities			
Preference dividends paid		(5,006)	(2,360)
Ordinary dividends paid		(2,897)	(2,597)
Repayment of borrowings		(13,469)	(1,500)
Repayment of obligations under finance leases		-	(64)
Proceeds of issue of ordinary shares		-	575
Proceeds of issue of preference shares		24,260	14,389
Proceeds of issue of preference shares by a subsidiary		-	1,500
Issue of US dollar notes, net of expenses		-	13,071
Redemption of US dollar notes		(10,000)	-
Redemption of sterling notes		(3,949)	-
Sterling note reconstruction expenses		-	(180)
New bank borrowings drawn		22,649	11,743
Changes in non-controlling interests in subsidiaries		-	395
Net cash from financing activities		11,588	34,972
Cash and cash equivalents			
Net (decrease) / increase in cash and cash equivalents	37	(5,670)	14,478
Cash and cash equivalents at beginning of year		36,710	22,050
Effect of exchange rate changes		(439)	182
Cash and cash equivalents at end of year	21	30,601	36,710

Accounting policies (group)

General information

REA Holdings plc is a company incorporated in the United Kingdom under the Companies Act 2006 with registration number 00671099. The company's registered office is at First Floor, 32-36 Great Portland Street, London W1X 8QX. Details of the group's principal activities are provided in the "Directors' report".

Basis of accounting

The consolidated financial statements set out on pages 82 to 117 are prepared in accordance with International Financial Reporting Standards ("IFRS") as adopted by the EU as at the date of approval of the financial statements and therefore comply with Article 4 of the EU IAS Regulation. The statements are prepared under the historical cost convention except where otherwise stated in the accounting policies.

For the reasons given under "Going concern basis" in the "Directors' report", the financial statements have been prepared on the going concern basis.

Functional and presentational currency

The consolidated financial statements of the group are presented in US dollars, which is considered to be the currency of the primary economic environment in which the group operates. References to "\$" or "dollar" in these financial statements are to the lawful currency of the United States of America.

Adoption of new and revised standards

Interpretations issued by the International Financial Reporting Interpretations Committee ("IFRIC") and brought into effect for the latest reporting period have not led to any changes in the group's accounting policies. At the date of authorisation of these financial statements, the following standards and interpretations which have not been applied in these financial statements were in issue but not yet effective (and in some cases had not yet been adopted by the EU):

- IFRS 9 "Financial instruments classification and measurement"
- Improvements of IFRSs (May 2010)
- IAS 12 (amended) "Income taxes"
- IFRS 10 "Consolidated financial statements"

- IFRS 11 "Joint arrangements"
- IFRS 12 "Disclosure on interests in other entities"
- IFRS 13 "Fair value measurement"
- Amendments to IAS 27 and IAS 28 reflecting the changes from the new IFRS 10 and IFRS 11 above
- IAS 19 (amended) "Employee benefits"
- IAS 32 (amended) "Financial instruments presentation - offsetting financial assets and financial liabilities"
- IFRS 7 (amended) "Financial instruments disclosures"
- IFRIC 20 "Stripping costs in the production phase of a surface mine"

The adoption of IFRS 9 which the group plans to adopt for the year beginning on 1 January 2013 will impact both the measurement and disclosures of financial instruments. The size of the impact from such adoption has not yet been estimated. The adoption of IFRS 10 may alter the composition of those subsidiary companies which are included in the consolidated financial statements of the company.

The directors do not expect that the adoption of the other standards listed above will have a material impact on the financial statements of the group in future periods.

Basis of consolidation

The consolidated financial statements consolidate the financial statements of the company and its subsidiary companies (as listed in note (i) to the company's individual financial statements) made up to 31 December of each year.

The acquisition method of accounting is adopted with assets and liabilities valued at fair values at the date of acquisition. The interest of non-controlling shareholders is stated at the non-controlling shareholders' proportion of the fair values of the assets and liabilities recognised. The share of total comprehensive income is attributed to the owners of the parent and to non-controlling interests even if this results in the non-controlling interests having a deficit balance. Results of subsidiaries acquired or disposed of are included in the consolidated income statement from the effective date of acquisition or to the effective date of disposal. Where necessary, adjustments are made to the financial statements of subsidiaries to bring the accounting policies into line with those used by the group.

On acquisition, any excess of the fair value of the consideration given over the fair value of identifiable net assets acquired is recognised as goodwill. Any deficiency in consideration given against the fair value of the identifiable net assets acquired is credited to profit or loss in the consolidated income statement in the period of acquisition.

All intra-group transactions, balances, income and expenses are eliminated on consolidation.

Goodwill

Goodwill is recognised as an asset on the basis described under "Basis of consolidation" above and once recognised is tested for impairment at least annually. Any impairment is debited immediately as a loss in the consolidated income statement and is not subsequently reversed. On disposal of a subsidiary, the attributable amount of any goodwill is included in the determination of the profit or loss on disposal.

For the purpose of impairment testing, goodwill is allocated to each of the group's cash generating units expected to benefit from the synergies of the combination. Cash generating units to which goodwill has been allocated are tested for impairment annually, or more frequently when there is an indication that the unit may be impaired.

Goodwill arising between 1 January 1998 and the date of transition to IFRS is retained at the previous UK Generally Accepted Accounting Practice amount subject to testing for impairment at that date. Goodwill written off to reserves prior to 1 January 1998, in accordance with the accounting standards then in force, has not been reinstated and is not included in determining any subsequent profit or loss on disposal.

Revenue recognition

Revenue is measured at the fair value of the consideration received or receivable in respect of goods and services provided in the normal course of business, net of VAT and other sales related taxes. Sales of goods are recognised when the significant risks and rewards of ownership of the goods are transferred to the buyer and include contracted sales in respect of which the contracted goods are available for collection by the buyer in the accounting period. Income from services is accrued on a time basis by reference to the rate of fee agreed for the provision of services.

Interest income is accrued on a time basis by reference to the principal outstanding and at the effective interest rate applicable (which is the rate that exactly discounts estimated future cash receipts, through the expected life of the financial asset, to that asset's net carrying amount). Dividend income is recognised when the shareholders' rights to receive payment have been established.

Leasing

Assets held under finance leases and other similar contracts are recognised as assets of the group at their fair values or, if lower, at the present values of minimum lease payments (for each asset, determined at the inception of the lease) and are depreciated over the shorter of the lease terms and their useful lives. The corresponding liabilities are included in the balance sheet as finance lease obligations. Lease payments are apportioned between finance charges and a reduction in the lease obligation to produce a constant rate of interest on the balance of the capital repayments outstanding. Hire purchase transactions are dealt with similarly, except that assets are depreciated over their useful lives. Finance and hire purchase charges are charged directly against income.

Rental payments under operating leases are charged to income on a straight-line basis over the term of the relevant lease.

Foreign currencies

Transactions in foreign currencies are recorded at the rates of exchange ruling at the dates of the transactions. At each balance sheet date, assets and liabilities denominated in foreign currencies are retranslated at the rates of exchange prevailing at that date except that non-monetary items that are measured in terms of historical cost in a foreign currency are not retranslated. Exchange differences arising on the settlement of monetary items, and on the retranslation of other items that are subject to retranslation, are included in the net profit or loss for the period, except for exchange differences arising on non-monetary assets and liabilities, including foreign currency loans, which, to the extent that such loans relate to investment in overseas operations or hedge the group's investment in such operations, are recognised directly in equity.

For consolidation purposes, the assets and liabilities of any group entity with a functional currency other than the US dollar

Accounting policies (group) continued

are translated at the exchange rate at the balance sheet date. Income and expenses are translated at the average rate for the period unless exchange rates fluctuate significantly. Exchange differences arising are classified as equity and transferred to the group's translation reserve. Such exchange differences are recognised as income or expenses in the period in which the entity is sold.

Goodwill and fair value adjustments arising on the acquisition of an entity with a functional currency other than the US dollar are treated as assets and liabilities of that entity and are translated at the closing rate of exchange.

Borrowing costs

Borrowing costs incurred in financing construction or installation of qualifying property, plant or equipment are added to the cost of the qualifying asset, until such time as the construction or installation is substantially complete and the asset is ready for its intended use. Borrowing costs incurred in financing the planting of extensions to the developed agricultural area are treated as expenditure relating to biological assets until such extensions reach maturity. All other borrowing costs are recognised in the consolidated income statement of the period in which they are incurred.

Operating profit

Operating profit is stated after any gain or loss arising from changes in the fair value of biological assets (net of expenditure relating to those assets up to the point of maturity) but before investment income and finance costs.

Pensions and other post employment benefits

United Kingdom

Certain existing and former UK employees of the group are members of a defined benefit scheme. The estimated regular cost of providing for benefits under this scheme is calculated so that it represents a substantially level percentage of current and future pensionable payroll and is charged as an expense as it is incurred.

Amounts payable to recover actuarial losses, which are assessed at each actuarial valuation, are payable over a recovery period agreed with the scheme trustees. Provision is made for the present value of future amounts payable by the

group to cover its share of such losses. The provision is reassessed at each accounting date, with the difference on reassessment being charged or credited to the consolidated income statement in addition to the adjusted regular cost for the period.

Indonesia

In accordance with local labour law, the group's employees in Indonesia are entitled to lump sum payments on retirement. These obligations are unfunded and provision is made annually on the basis of a periodic assessment by independent actuaries. Actuarial gains and losses not recognised at the balance sheet date are amortised to income over the expected average remaining lives of the participating employees. Any increase or decrease in the provision, including adjusted actuarial gains and losses, is recognised in the consolidated statement of income, net of amounts added to biological assets.

Taxation

The tax expense represents the sum of tax currently payable and deferred tax. Tax currently payable represents amounts expected to be paid (or recovered) based on the taxable profit for the period using the tax rates and laws that have been enacted or substantially enacted at the balance sheet date. Deferred tax is calculated on the balance sheet liability method on a non-discounted basis on differences between the carrying amounts of assets and liabilities in the financial statements and the corresponding fiscal balances used in the computation of taxable profits (temporary differences). Deferred tax liabilities are generally recognised for all taxable temporary differences and deferred tax assets are recognised to the extent that it is probable that taxable profits will be available against which deductible temporary differences can be utilised. A deferred tax asset or liability is not recognised in respect of a temporary difference that arises from goodwill or from the initial recognition of other assets or liabilities in a transaction which affects neither the profit for tax purposes nor the accounting profit.

Deferred tax is calculated at the tax rates that are expected to apply in the periods when deferred tax liabilities are settled or deferred tax assets are realised. Deferred tax is charged or credited in the consolidated income statement, except when it relates to items charged or credited directly to equity, in which case the deferred tax is also dealt with in equity.

Biological assets

Biological assets comprise oil palm trees and nurseries, in the former case from initial preparation of land and planting of seedlings through to the end of productive life of the trees and in the latter case from planting of seed through to field transplanting of seedlings. Biological assets do not include the land upon which the trees and nurseries are planted, or the buildings, equipment, infrastructure and other facilities used in the upkeep of the planted areas and harvesting of crops. Up to 31 December 2006 biological assets included plantation infrastructure, which includes such assets as roads, bridges and culverts. With effect from 1 January 2007 new expenditure on such assets is included in property, plant and equipment.

The biological process commences with the initial preparation of land and planting of seedlings and ceases with the delivery of crop in the form of fresh fruit bunches ("FFB") to the manufacturing process in which crude palm oil and palm kernel are extracted from the FFB.

Biological assets are revalued at each accounting date on a discounted cash flow basis by reference to the FFB expected to be harvested over the full remaining productive life of the trees, applying a standard pre-tax profit margin and then deriving the present value of the resultant profit stream. For this purpose, the standard pre-tax profit margin is taken to be the average of the historic pre-tax profit margins for the 20 years ending with the year of the valuation subject to buffering of year to year changes, such that the change in the standard pre-tax margin does not exceed 5 per cent and any change in the standard pre tax margin that runs contrary to the trend in current margins is ignored. The historic pre-tax profit margin for each year represents the transfer value of FFB less standard production costs (including an allowance for overheads and a recovery charge in respect of buildings and plant and machinery). FFB transfer value is derived from the average price of crude palm oil FOB Samarinda (itself based on the CIF Rotterdam price less transport costs and export duty) over the relevant year, less processing costs. Assets which are not yet mature at the accounting date, and hence are not producing FFB, are valued on a similar basis but with the discounted value of the estimated cost to complete planting and to maintain the assets to maturity being deducted from the discounted FFB value.

All expenditure on the biological assets up to maturity, including interest, is treated as an addition to the biological assets

Expenditure to maturity includes an allocation of overheads to the point that trees are brought into productive cropping. Such overheads include general charges and the costs of the Indonesian head office (including in both cases personnel costs and local fees) together with costs (including depreciation) arising from the use of agricultural buildings, plantation infrastructure and vehicles.

The variation in the value of the biological assets in each accounting period, after allowing for additions to the biological assets in the period, is charged or credited to profit or loss as appropriate, with no depreciation being provided on such assets.

Property, plant and equipment

All property, plant and equipment (including, with effect from 1 January 2007, additions to plantation infrastructure) is carried at original cost less any accumulated depreciation and any accumulated impairment losses. Depreciation is computed using the straight line method so as to write off the cost of assets, other than property and plant under construction, over the estimated useful lives of the assets as follows: buildings - 20 years, plant and machinery - 5 to 16 years.

Assets held under finance leases are depreciated over their expected useful lives on the same basis as owned assets or, where shorter, over the terms of the relevant leases. The gain or loss on the disposal or retirement of an asset is determined as the difference between the sales proceeds, less costs of disposal, and the carrying amount of the asset and is recognised in the consolidated income statement.

Prepaid operating lease rentals

Payments to acquire leasehold interests in land are treated as prepaid operating lease rentals and amortised over the periods of the leases.

Impairment of tangible and intangible assets excluding goodwill

At each balance sheet date, the group reviews the carrying amounts of its tangible and intangible assets to determine whether there is any indication that any asset has suffered an impairment loss. If any such indication exists, the recoverable amount of the asset is estimated in order to determine the extent of the impairment loss (if any). Where the asset does not generate cash flows that are independent from other assets,

Accounting policies (group) continued

the group estimates the recoverable amount of the cash-generating unit to which the asset belongs. An intangible asset with an indefinite useful life is tested for impairment annually and whenever there is an indication that the asset may be impaired.

The recoverable amount of an asset (or cash-generating unit) is the higher of fair value less costs to sell and value in use. In assessing value in use, estimated future cash flows are discounted to their present value using a pre-tax discount rate that reflects current market assessments of the time value of money and those risks specific to the asset (or cash-generating unit) for which the estimates of future cash flows have not been adjusted. If the recoverable amount of an asset (or cash-generating unit) is estimated to be less than its carrying amount, the carrying amount of the asset (or cash-generating unit) is reduced to its recoverable amount. An impairment loss is recognised as an expense immediately, unless the relevant asset is carried at a revalued amount, in which case the impairment loss is treated as a revaluation decrease.

Where, with respect to assets other than goodwill, an impairment loss subsequently reverses, the carrying amount of the asset (or cash-generating unit) is increased to the revised estimate of its recoverable amount, but so that the increased carrying amount does not exceed the carrying amount that would have been determined had no impairment loss been recognised for the asset (or cash-generating unit) in prior years. A reversal of an impairment loss is recognised as income immediately, unless the relevant asset is carried at a revalued amount, in which case the reversal of the impairment loss is treated as a revaluation increase.

Inventories

Inventories of agricultural produce harvested from the biological assets are stated at fair value at the point of harvest of the FFB from which the produce derives plus costs incurred in the processing of such FFB (including direct labour costs and overheads that have been incurred in bringing such inventories to their present location and condition) or at net realisable value if lower. Inventories of engineering and other items are valued at the lower of cost, on the weighted average method, or net realisable value. For these purposes, net realisable value represents the estimated selling price (having regard to any outstanding contracts for forward sales of produce) less all estimated costs of processing and costs incurred in marketing, selling and distribution.

Recognition and derecognition of financial instruments

Financial assets and liabilities are recognised in the group's financial statements when the group becomes a party to the contractual provisions of the relative constituent instruments. Financial assets are derecognised only when the contractual rights to the cash flows from the assets expire or if the group transfers substantially all the risks and rewards of ownership to another party. Financial liabilities are derecognised when the group's obligations are discharged, cancelled or have expired.

Non-derivative financial assets

The group's non-derivative financial assets comprise loans and receivables (including Indonesian coal interests), and cash and cash equivalents. The group does not hold any financial assets designated as held at 'fair value through profit and loss' ('FVTPL') or 'available-for-sale' financial assets.

Loans and receivables

Trade receivables, loans and other receivables in respect of which payments are fixed or determinable and which are not quoted in an active market are classified as loans and receivables. Indonesian coal interests are also classified as loans and receivables. Indonesian coal interests are measured at amortised cost. All other loans and receivables held by the group are non-interest bearing and are stated at their nominal amount.

All loans and receivables are reduced by appropriate allowances for irrecoverable amounts.

Cash and cash equivalents

Cash and cash equivalents comprise cash in hand, demand deposits and other short-term highly liquid investments that have a maturity of not more than three months from the date of acquisition and are readily convertible to a known amount of cash and, being subject to an insignificant risk of changes in value, are stated at their nominal amounts.

Held-to-maturity investments

Debentures and shares with fixed and determinable payments and fixed maturity dates that are intended to be held to maturity are classified as held-to-maturity investments, and are measured at amortised cost using the effective interest

method, less any impairment, with revenue recognised on an effective yield basis

Non-derivative financial liabilities

The group's non-derivative financial liabilities comprise redeemable instruments, bank borrowings, finance leases and trade payables. The group does not hold any financial liabilities classified as held for trading or designated as held at FVTPL.

Note issues, bank borrowings and finance leases

Redeemable instruments (comprising note issues and redeemable preference shares of a subsidiary of the company), bank borrowings and finance leases are classified in accordance with the substance of the relative contractual arrangements. Finance costs are charged to income on an accruals basis, using the effective interest method, and comprise, with respect to redeemable instruments, the coupon payable together with the amortisation of issuance costs (which include any premiums payable or expected by the directors to be payable on settlement or redemption) and, with respect to bank borrowings and finance leases, the contractual rate of interest together with the amortisation of costs associated with the negotiation of, and compliance with, the contractual terms and conditions. Redeemable instruments are recorded in the accounts at their expected redemption value net of the relative unamortised balances of issuance costs. Bank borrowings and finance leases are recorded at the amounts of the proceeds received less subsequent repayments with the relative unamortised balance of costs treated as non-current receivables.

Trade payables

All trade payables owed by the group are non interest bearing and are stated at their nominal value.

Derivative financial instruments

The group enters into derivative financial instruments to manage its exposure to interest rate and foreign exchange rate risk, further details are disclosed in note 22. Derivatives are initially recognised at fair value at the date of the contract and remeasured to their fair value at the balance sheet date. The resulting gain or loss is recognised immediately in profit or loss unless the derivative is designated and qualifies as a hedging

instrument (either as a cash flow hedge or a fair value hedge), in which case the timing of the recognition in profit or loss depends on the nature of the hedge relationship.

A derivative is presented as a non-current asset or non-current liability if the remaining maturity of the instrument is more than 12 months and the derivative is not expected to be realised or settled within 12 months. Other derivatives are presented as current assets or liabilities.

Cash flow hedges

Changes in the fair value of derivatives which are designated and qualify as cash flow hedges are deferred in equity to the extent attributable to the components of the derivatives that are effective hedges and as such offset the exchange fluctuations relating to the principal amount of the liability or asset being hedged. Other gains or losses arising are recognised immediately in profit or loss, and are included as 'other gains and losses' in the consolidated income statement. Hedge accounting is discontinued when the group revokes the hedging relationship or the hedging instrument expires, is sold, terminated, or exercised, or no longer qualifies for hedge accounting. Any cumulative gain or loss deferred in equity at discontinuance remains in equity.

Fair value hedges

The group does not hold any derivatives designated and qualifying as fair value hedges.

Equity instruments

Instruments are classified as equity instruments if the substance of the relative contractual arrangements evidences a residual interest in the assets of the group after deducting all of its liabilities. Equity instruments issued by the company are recorded at the proceeds received, net of direct issue costs not charged to income. The preference shares of the company are regarded as equity instruments.

Share-based payments

The group has applied the transitional provisions of IFRS 2 "Share-based payments" which provide certain exemptions for grants of equity instruments prior to 7 November 2002.

Notes to the consolidated financial statements

1 Critical accounting judgements and key sources of estimation uncertainty

In the application of the group's accounting policies, which are set out in the "Accounting policies (group)" section of this annual report, the directors are required to make judgements, estimates and assumptions. Such judgements, estimates and assumptions are based on historical experience and other factors that are considered to be relevant. Actual values of assets and amounts of liabilities may differ from estimates. The judgements, estimates and assumptions are reviewed on a regular basis. Revisions to estimates are recognised in the period in which the estimates are revised.

Critical judgements in applying the group's accounting policies

The following are critical judgements not being judgements involving estimations (which are dealt with below) that the directors have made in the process of applying the group's accounting policies:

Biological assets

IAS 41 "Agriculture" requires the determination of the fair value of biological assets. In the absence of an active market for such assets, similar in condition and location to those owned by the group, management must select an appropriate methodology to be used, together with suitable metrics, for determining fair value. The directors have applied a discounted cash flow method and have selected a discount rate that, in their opinion, reflects an appropriate rate of return on investment taking into account the cyclicality of commodity markets (see note 13).

Capitalisation of interest and other costs

As described under "Biological assets" in "Accounting policies (group)", all expenditure on biological assets up to maturity, including interest, is treated as an addition to such assets. The directors have determined that normally such capitalisation will cease at the end of the third financial year following the year in which land clearing commenced. At this point, plantings should produce a commercial harvest and accordingly be treated as having been brought into use for the purposes of IAS 16 "Property, plant and equipment" and of IAS 23 "Borrowing costs". However, crop yields at this point may vary depending on the time of year that land clearing commenced and on climatic conditions thereafter. In specific cases, the directors may elect to extend the period of capitalisation by a further year.

Derivatives

As described in note 22, the directors use their judgement in selecting appropriate valuation techniques for financial instruments not quoted in an active market. For derivative financial instruments, assumptions are made based on quoted market rates adjusted for the specific features of the instruments.

Key sources of estimation uncertainty

The key sources of estimation uncertainty at the balance sheet date, which have a significant risk of causing a material adjustment to the carrying amounts of assets and liabilities within the next financial year, are described below:

Biological assets

Because of the inherent uncertainty associated with the valuation methodology used in determining the fair value of the group's biological assets, and in particular the volatility of prices for the group's agricultural produce and the absence of a liquid market for Indonesian oil palm plantations, the carrying value of the biological assets may differ from their realisable value (see note 13).

1 Critical accounting judgements and key sources of estimation uncertainty - continued

Income taxes

The group is subject to income taxes in various jurisdictions. Significant judgement is required in estimating the group's liability to both current and deferred tax having regard to the uncertainties relating to the availability of tax losses and to the future periods in which timing differences are likely to reverse as well as uncertainty regarding recoverability of tax paid against disputed items in assessments of tax on an Indonesian group company.

2 Revenue	2011 \$'000	2010 \$'000
Sales of goods	147,523	113,805
Revenue from services	235	234
	147,758	114,039
Other operating income	339	449
Investment revenue	2,889	1,894
Total revenue	150,986	116,382

In 2011, two customers accounted for respectively 51 per cent and 13 per cent of the group's sales of agricultural goods (2010 two customers, 57 per cent and 17 per cent). As stated in note 22 "Credit risk", substantially all sales of goods are made on the basis of cash against documents or letters of credit and accordingly the directors do not consider that these sales result in a concentration of credit risk to the group.

The crop of oil palm fresh fruit bunches for 2011 amounted to 607,335 tonnes (2010 518,742 tonnes). The fair value of the crop of fresh fruit bunches was \$90,906,000 (2010 \$65,344,000), based on the price formula determined by the Indonesian government for purchases of fresh fruit bunches from smallholders (see note 13).

3 Segment information

In the table below, the group's sales of goods are analysed by geographical destination and the carrying amounts of net assets is analysed by geographical area of asset location.

	2011 \$'m	2010 \$'m
Sales by geographical destination		
Indonesia	532	470
Rest of Asia	943	668
	1475	1138
Carrying amount of net assets by geographical area of asset location		
UK, Continental Europe and Singapore	446	238
Indonesia	2583	2117
	3029	2355

The group has three reportable segments under IFRS 8. These comprise two operating segments, cultivation of oil palms and coal operations, and a head office segment comprising the activities of the parent company and its UK, European and Singaporean subsidiaries. The accounting policies of the reportable segments are the same as the group's accounting policies set out on pages 86 to 91. Segment profit is the operating profit or loss earned by each segment before investment revenues, finance costs and taxation. This is the measure by which the group's chief executive assesses segment performance. The resolution of competing rights over certain plantation areas referred to in note 42 concern assets in the group's segment 'cultivation of oil palms'.

Notes to the consolidated financial statements continued

3 Segment information - continued

Year to 31 December 2011	Plantations \$'000	Coal \$'000	Head office \$'000	Total \$'000
Revenue	129,542	18,216	-	147,758
Gross profit	82,218	1,495	-	83,713
Net gain from changes in fair value of biological assets	7,375	-	-	7,375
Other operating income	339	-	-	339
Distribution costs	(1,719)	-	-	(1,719)
Administrative expenses	(10,756)	(1,158)	(5,045)	(16,959)
Operating profit / (loss)	77,457	337	(5,045)	72,749
Investment revenues				2,889
Finance costs				(11,465)
Profit before taxation				64,173
Taxation				(18,559)
Profit for the year				45,614
Consolidated total assets	453,384	36,403	20,725	510,512
Consolidated total liabilities	113,379	2,341	91,847	207,567
Depreciation charged to consolidated income statement	5,385	7	52	5,444
Additions to non-current assets	51,686	9,721	1,630	63,037
Year to 31 December 2010	Plantations \$'000	Coal \$'000	Head office \$'000	Total \$'000
Revenue	109,866	4,171	2	114,039
Gross profit	65,612	300	1	65,913
Net gain from changes in fair value of biological assets	1,588	-	-	1,588
Other operating income	449	-	-	449
Distribution costs	(1,455)	-	-	(1,455)
Administrative expenses	(5,914)	(310)	(4,004)	(10,228)
Operating profit / (loss)	60,280	(10)	(4,003)	56,267
Investment revenues				1,894
Finance costs				(7,714)
Profit before taxation				50,447
Taxation				(15,474)
Profit for the year				34,973
Consolidated total assets	391,833	23,434	27,361	442,628
Consolidated total liabilities	102,834	778	103,496	207,108
Depreciation charged to consolidated income statement	3,667	6	41	3,714
Additions to non-current assets	40,623	6,087	13	46,723

4 Agricultural produce inventory movement

The net gain arising from changes in fair value of agricultural produce inventory represents the movement in the fair value of that inventory less the amount of the movement in such inventory at historic cost (which is included in cost of sales)

5 Profit before tax	2011 \$'000	2010 \$'000
Salient items charged / (credited) in arriving at profit before tax		
Administrative expenses (see below)	16,959	10,228
Movement in inventories (at historic cost)	(5,943)	588
Operating lease rentals	405	339
Depreciation of property, plant and equipment	5,292	3,630
Amortisation of prepaid operating lease rentals	152	84

Administrative expenses

Net foreign exchange losses / (gains)	519	(74)
Release of provision for UK pension (see note 38)	(253)	(225)
Loss on disposal of fixed assets	408	-
Indonesian operations	11,445	6,254
Head office	4,840	4,273
	16,959	10,228

Amounts payable to the company's auditors

The amount payable to Deloitte LLP for the audit of the company's financial statements was \$124,000 (2010 \$126,000) Amounts payable to Deloitte LLP for the audit of accounts of associates of the company pursuant to legislation were \$16,000 (2010 \$16,000)

Amounts payable to Deloitte LLP for other services were \$3,000 (2010 \$7,000) for the provision of certificates of group compliance with covenants under certain debt instruments (being certificates that those instruments require to be provided by the company's auditors)

Amounts payable to associates of Deloitte LLP for the audit of subsidiaries' financial statements were \$24,000 (2010 amount payable to an associate for the audit of a subsidiary was \$16,000)

	2011 \$'000	2010 \$'000
Earnings before interest, tax, depreciation and amortisation and net biological gain		
Operating profit	72,749	56,267
Depreciation and amortisation	5,444	3,715
Net biological gain	(7,375)	(1,588)
	70,818	58,394

Notes to the consolidated financial statements continued

6 Staff costs, including directors	2011	2010
	Number	Number
Average number of employees (including executive directors)		
Agricultural - permanent	4,668	4,135
Agricultural - temporary	2,850	2,315
Head office	7	7
	<u>7,525</u>	<u>6,457</u>
	\$'000	\$'000
Their aggregate remuneration comprised		
Wages and salaries	23,651	19,538
Social security costs	893	754
Pension costs	423	293
	<u>24,967</u>	<u>20,585</u>
7 Investment revenues	2011	2010
	\$'000	\$'000
Interest on bank deposits	507	257
Other interest income	2,382	1,637
	<u>2,889</u>	<u>1,894</u>
8 Finance costs	2011	2010
	\$'000	\$'000
Interest on bank loans and overdrafts	2,510	974
Interest on US dollar notes	3,671	3,883
Interest on sterling notes	5,679	5,666
Interest on obligations under finance leases	-	1
Reclassification from translation reserve in equity	283	-
Other finance charges	1,942	1,910
	<u>14,085</u>	<u>12,434</u>
Amount included as additions to biological assets	<u>(2,620)</u>	<u>(4,720)</u>
	<u>11,465</u>	<u>7,714</u>

The reclassification from equity arises from the early repurchase for cancellation of £246 million of 9.5 per cent guaranteed sterling notes 2015/17 (see note 24) which was hedged by a cross currency interest swap (see note 27). Deferred tax previously provided in respect of this amount has also been reclassified to income (see note 9).

Amounts included as additions to biological assets arose on borrowings applicable to the Indonesian operations and reflected a capitalisation rate of 20.9 per cent (2010: 39.7 per cent), there is no directly related tax relief.

9 Tax	2011	2010
	\$'000	\$'000
Current tax		
UK corporation tax	–	1,042
Foreign tax	14,634	12,817
Total current tax	14,634	13,859
Deferred tax		
Current year	3,925	1,615
Total tax	18,559	15,474

Taxation is provided at the rates prevailing for the relevant jurisdiction. For Indonesia, the current and deferred taxation provision is based on a tax rate of 25 per cent (2010 25 per cent) and for the United Kingdom, the taxation provision reflects a corporation tax rate of 26.5 per cent (2010 28 per cent) and a deferred tax rate of 26 per cent (2010 28 per cent).

The tax charge for the year can be reconciled to the profit per the consolidated income statement as follows

	2011	2010
	\$'000	\$'000
Profit before tax	64,173	50,447
Notional tax at the UK standard rate of 26.5 per cent (2010 28 per cent)	17,006	14,125
Tax effect of the following items		
Expenses not deductible in determining taxable profit	532	560
Non taxable income	(135)	(123)
Overseas tax rates below UK standard rate	(793)	(1,588)
Overseas withholding taxes, net of relief	1,947	1,855
Tax effect of change in rate on UK net deferred tax assets	41	–
Additional tax provisions	(39)	645
Tax expense at effective tax rate for the year	18,559	15,474

In addition to the amount charged to the income statement, the following amounts relating to tax have been recognised directly in other comprehensive income

Tax relating to cash flow hedges		
Current	286	4,883
Deferred	(73)	(394)
	213	4,489
Reclassification to income statement (see note 8)	116	–
	329	4,489

Notes to the consolidated financial statements continued

10 Dividends	2011	2010
	\$'000	\$'000
Amounts recognised as distributions to equity holders		
Preference dividends of 9p per share	5,006	2,360
Ordinary dividends of 5.5p per share (2010 4.5p)	2,897	2,596
	<u>7,903</u>	<u>4,956</u>

An interim dividend of 3p per ordinary share in respect of the year ended 31 December 2011 was paid on 27 January 2012 in accordance with IAS10 "Events after the reporting period", this dividend, amounting in aggregate to \$1,562,000 has not been included in the 2011 financial statements.

11 Earnings per share	2011	2010
	\$'000	\$'000
Earnings for the purpose of basic and diluted earnings per share *	<u>40,453</u>	<u>32,325</u>
* being net profit attributable to ordinary shareholders		
	'000	'000
Weighted average number of ordinary shares for the purpose of basic earnings per share	33,415	33,343
Effect of dilutive potential ordinary shares	-	66
Weighted average number of ordinary shares for the purpose of diluted earnings per share	<u>33,415</u>	<u>33,409</u>

12 Goodwill	2011	2010
	\$'000	\$'000
Beginning of year	<u>12,578</u>	<u>12,578</u>
End of year	<u>12,578</u>	<u>12,578</u>

The goodwill of \$12,578,000 arose from the acquisition by the company in 2006 of a non-controlling interest in the issued ordinary share capital of Makassar Investments Limited, the parent company of PT REA Kaltim Plantations, for a consideration of \$19 million. The goodwill is reviewed for impairment as explained under "Goodwill" in "Accounting policies (group)". The recoverable amount of the goodwill is based upon value in use of the oil palm business in Indonesia, which is regarded as the cash generating unit to which the goodwill relates. Value in use is assessed by revaluing the biological assets of the oil palm business on the basis of the principles applied in determining their fair value as detailed in note 13 but utilising a standard unit profit margin calculated by reference to a five year average of historic profit margins rather than the longer term average assumed in determining fair value. The directors consider this to be an appropriate method for determining value in use as it maintains consistency of methodology between estimations of value in use and the IAS 41 valuation.

13 Biological assets	2011	2010
	\$'000	\$'000
Beginning of year	221,883	204,087
Reclassification from infrastructure (see note 14)	-	1,076
Additions to planted area and costs to maturity including finance costs (see note 8)	15,502	15,028
Transfers (to) / from property, plant and equipment (see note 14)	(76)	772
Transfers to non-current receivables	(3)	(227)
Transfers to current receivables	(248)	(441)
Net biological gain	7,375	1,588
End of year	244,433	221,883
Net biological gain comprises		
Fair value of crops harvested during the year (see note 2)	(90,906)	(65,344)
Gain arising from movement in fair value attributable to other physical changes	87,186	66,932
Gain arising from movement in fair value attributable to price changes	11,095	-
	7,375	1,588

The nature of the group's biological assets and the basis of determination of their fair value is explained under "Biological assets" in "Accounting policies (group)". Critical judgements in relation to these matters are detailed in note 1. The fair value determination assumed a discount rate of 16 per cent in the case of PT REA Kaltim Plantations ("REA Kaltim"), 17.5 per cent in the case of PT Sasana Yudha Bhakti ("SYB") and 19 per cent in the case of all other group companies (2010: 16 per cent in the case of REA Kaltim, 17.5 per cent in the case of SYB and 19 per cent in the case of all other group companies) and a standard unit margin of \$52.50 per tonne of oil palm fresh fruit bunches ("FFB") (2010: standard unit margin of \$50.00 per tonne of FFB).

The fair valuation of the group's biological assets as at 31 December 2011 determined on the basis of the methodology utilised as at 31 December 2010 would have amounted to \$232 million.

The valuation of the group's biological assets would have been reduced by \$13,600,000 (2010: \$12,560,000) if the crops projected for the purposes of the valuation had been reduced by 5 per cent, by \$12,890,000 (2010: \$12,000,000) if the discount rates assumed had been increased by 1 per cent and by \$25,880,000 (2010: \$25,100,000) if the assumed unit profit margin per tonne of oil palm FFB had been reduced by \$5.

As a general rule, all palm products produced by the group are sold at prices prevailing immediately prior to delivery but on occasions, when market conditions appear favourable, the group makes forward sales at fixed prices. When making such sales, the group would not normally commit more than 60 per cent of its projected production for a forthcoming period of twelve months. At 31 December 2011, the group had no outstanding forward sale contracts at fixed prices (2010: none).

At 31 December 2011, the group had outstanding forward sales of 6,000 tonnes per month for the eleven month period to November 2012, on terms that the sales price of each delivery be determined immediately ahead of delivery by reference to prevailing open market prices (31 December 2010: 6,000 tonnes per month for the five month period to 31 May 2011).

At the balance sheet date, biological assets of \$64,349,000 (2010: \$215,700,000) had been charged as security for bank loans (see note 23) but there were otherwise no restrictions on titles to the biological assets (2010: none). Expenditure approved by the directors for the development of immature areas in 2012 amounts to \$47,000,000 (2010: \$33,000,000).

Notes to the consolidated financial statements continued

14 Property, plant and equipment	Buildings and structures	Plant, equipment and vehicles	Construction in progress	Total
	\$'000	\$'000	\$'000	\$'000
Cost				
At 1 January 2010	45,707	37,410	4,400	87,517
Reclassification as biological assets (see note 13)	(1,076)	-	-	(1,076)
Additions	7,655	2,075	9,546	19,276
Exchange differences	-	(16)	-	(16)
Disposals	-	(237)	-	(237)
Transfers (see note 13)	1,532	232	(2,536)	(772)
At 31 December 2010	53,818	39,464	11,410	104,692
Additions	3,329	1,747	17,116	22,192
Exchange differences	-	(17)	-	(17)
Disposals	(76)	(234)	-	(310)
Transfers (see note 13)	2,035	7,193	(9,152)	76
At 31 December 2011	59,106	48,153	19,374	126,633
Accumulated depreciation				
At 1 January 2010	2,862	12,397	-	15,259
Charge for year	1,511	2,599	-	4,110
Exchange differences	-	(10)	-	(10)
Eliminated on disposals	-	(155)	-	(155)
At 31 December 2010	4,373	14,831	-	19,204
Charge for year	2,047	3,379	-	5,426
Exchange differences	-	(12)	-	(12)
Eliminated on disposals	(11)	(159)	-	(170)
At 31 December 2011	6,409	18,039	-	24,448
Carrying amount				
End of year	52,697	30,114	19,374	102,185
Beginning of year	49,445	24,633	11,410	85,488

The depreciation charge for the year includes \$135,000 (2010 \$374,000) which has been capitalised as part of the additions to biological assets

At the balance sheet date, the book value of finance leases included in property, plant and equipment was \$nil (2010 \$nil)

At the balance sheet date, the group had entered into contractual commitments for the acquisition of property, plant and equipment amounting to \$37,849,000 (2010 \$1,367,000)

15 Prepaid operating lease rentals	2011	2010
	\$'000	\$'000
Cost		
Beginning of year	18,532	15,027
Additions	6,729	3,505
End of year	25,261	18,532
Accumulated depreciation		
Beginning of year	1,255	910
Charge for year	509	345
End of year	1,764	1,255
Carrying amount		
End of year	23,497	17,277
Beginning of year	17,277	14,117

The depreciation charge for the year includes \$357,000 (2010 \$261,000) which has been capitalised as part of the additions to biological assets

At 31 December 2011, land title certificates had been obtained in respect of areas covering 70,584 hectares (2010 63,263 hectares)

16 Indonesian coal interests

The balance of \$28,580,000 (2010 \$18,864,000) comprises interest bearing loans made to two Indonesian companies that, directly and through a further Indonesian company, own rights in respect of certain coal concessions in East Kalimantan Indonesia, together with related balances, such loans are repayable not later than 2020 Pursuant to the arrangements between the group and its local partners, KCC Resources Limited ("KCC") now has the right, following implementation of the new mining law and subject to satisfaction of local regulatory requirements, to acquire the three concession holding companies at original cost on a basis that will give the group (through KCC) 95 per cent ownership with the balance of five per cent remaining owned by the local partners The group is preparing applications for the necessary regulatory approvals In the meantime, the concession holding companies are being financed by loan funding from the group and no dividends or other distributions or payments may be paid or made by the concession holding companies to the local partners without the prior agreement of KCC The directors do not consider that any provision for impairment of the Indonesian coal interests is required

17 Subsidiaries

A list of the principal subsidiaries, including the name, country of incorporation and proportion of ownership is given in note (i) to the company's individual financial statements

18 Inventories	2011	2010
	\$'000	\$'000
Agricultural produce	16,169	6,231
Engineering and other operating inventory	9,390	7,775
	25,559	14,006

Notes to the consolidated financial statements continued

19 Investments	2011	2010
	\$'000	\$'000
Shares (non-current assets)	1,430	-
Redeemable notes (current assets)	963	-
	<u>2,393</u>	<u>-</u>

The investments are categorised as held-to-maturity and are carried at amortised cost. The shares comprise 1,430,500 redeemable participating preference shares of \$10 each issued by KCC Resources Limited as described in note 26. The redeemable notes comprise \$1 million nominal of the 7.5 per cent dollar notes 2012/14 issued by the company, as described in note 25. The fair value of these investments is set out in note 22 under the heading 'Fair value of financial instruments'.

20 Trade and other receivables	2011	2010
	\$'000	\$'000
Due from sale of goods	2,507	5,064
Prepayments and advance payments	11,380	5,216
Advance payment of taxation	13,226	12,695
Deposits and other receivables	7,049	5,687
	<u>34,162</u>	<u>28,662</u>

Sales of goods are normally made on a cash against documents basis with an average credit period (which takes account of customer deposits as disclosed in note 30) of 4 days (2010: 9 days). The directors consider that the carrying amount of trade and other receivables approximates their fair value.

21 Cash and cash equivalents

Cash and cash equivalents comprise cash held by the group, short-term bank deposits with a maturity of less than three months or less and a UK government security with a maturity of less than three months. Cash balances amounting to \$nil (2010: \$4.0 million) are subject to a charge in favour of the trustee for the 9.5 per cent guaranteed sterling notes 2015/17 issued by a subsidiary (see note 24). The Moody's prime rating of short term bank deposits amounting to \$24.2 million is set out in note 22 under the heading 'Credit risk'.

22 Financial instruments

Capital risk management

The group manages as capital its debt, which includes the borrowings and redeemable preference shares of a subsidiary disclosed in notes 23 to 26, cash and cash equivalents and equity attributable to shareholders of the parent, comprising issued ordinary and preference share capital, reserves and retained earnings as disclosed in notes 31 to 34. The group is not subject to externally imposed capital requirements.

The directors' policy in regard to the capital structure of the group is to seek to enhance returns to holders of the company's ordinary shares by meeting a proportion of the group's funding needs with prior ranking capital and to constitute that capital as a mix of preference share capital and borrowings from banks, development institutions and the public debt market, in proportions which suit, and as respects borrowings have a maturity profile which suits, the assets that such capital is financing. In so doing, the directors regard the company's preference share capital as permanent capital and then seek to structure the group's borrowings so that shorter term bank debt is used only to finance working capital requirements while debt funding for the group's development programme is sourced from issues of medium term listed debt securities and borrowings from development institutions.

22 Financial instruments - continued

Net debt to equity ratio

Net debt, equity and the net debt to equity ratio at the balance sheet date were as follows

	2011 \$'000	2010 \$'000
Debt and related engagements *	126,588	132,056
Cash and cash equivalents	(30,601)	(36,710)
Net debt and related engagements	95,987	95,346
* being the book value of long and short term borrowings as detailed in the table below under "Fair value of financial instruments"		
Equity (including non-controlling interests)	302,945	235,520
Net debt to equity ratio	31.7%	40.5%

Significant accounting policies

Details of the significant accounting policies and methods adopted, including the criteria for recognition, the basis of measurement and the basis on which income and expenses are recognised, in respect of each class of financial instrument are disclosed in the "Accounting policies (group)" section of this annual report.

Categories of financial instruments

Non-derivative financial assets as at 31 December 2011 comprised loans, investments and receivables (including Indonesian coal interests) and cash and cash equivalents amounting to \$67,127,000 (2010 \$66,293,000)

Non-derivative financial liabilities as at 31 December 2011 comprised liabilities at amortised cost amounting to \$123,694,000 (2010 \$118,424,000)

Derivative financial instruments at 31 December 2011 comprised instruments in designated hedge accounting relationships at fair value amounting to a liability of \$15,321,000 (2010 a liability of \$17,726,000) and instruments not in designated hedge accounting relationships at fair value amounting to a liability of \$895,000 (2010 \$nil)

As explained in note 16, conditional arrangements exist for the group to acquire at historic cost the shares in the Indonesian companies owning rights over certain coal concessions. The directors have attributed a fair value of zero to these rights in view of the prior claims of loans to the concession owning companies and the present stage of the operations.

Financial risk management objectives

The group manages the financial risks relating to its operations through internal reports which permit the degree and magnitude of such risks to be assessed. These risks include market risk, credit risk and liquidity risk.

The group seeks to reduce risk by using, where appropriate, derivative financial instruments to hedge risk exposures. The use of derivative financial instruments is governed by group policies set by the board of directors of the company. The board also sets policies on foreign exchange risk, interest rate risk, credit risk, the use of non-derivative financial instruments, and the investment of excess liquidity. Compliance with policies and exposure limits is reviewed on a continuous basis. The group does not enter into or trade financial instruments, including derivative financial instruments, for speculative purposes.

Notes to the consolidated financial statements continued

22 Financial instruments - continued

Market risk

The financial market risks to which the group is primarily exposed are those arising from changes in interest rates and foreign currency exchange rates

The group's policy as regards interest rates is to borrow whenever possible at fixed interest rates, but where borrowings are raised at floating rates the directors would not normally seek to hedge such exposure. The sterling notes and the US dollar notes carry interest at fixed rates of, respectively, 9.5 and 7.5 per cent per annum. In addition, the company's preference shares carry an entitlement to a fixed annual dividend of 9 pence per share.

Interest is payable on drawings under an Indonesian rupiah term loan facility at 3.5 per cent (2010: 3.5 per cent) above the Jakarta Inter Bank Offer Rate. In addition, the interest rate formula includes an allowance for the bankers' cost of funds. Interest is payable on drawings under US dollar short-term facilities at floating rates varying between 6.9 per cent and 8 per cent (2010: 9 per cent).

A one per cent increase in interest applied to those financial instruments shown in the table below entitled "Fair value of financial instruments" as held at 31 December 2011 which carry interest at floating rates would have resulted over a period of one year in a pre-tax profit (and equity) increase of approximately \$16,000 (2010: pre-tax profit (and equity) increase of \$162,000).

The group regards the US dollar as the functional currency of most of its operations and has, until recently, sought to ensure that, as respects that proportion of its investment in the operations that is met by borrowings, it has no material currency exposure against the US dollar. Accordingly, where borrowings were incurred in a currency other than the US dollar, the group endeavoured to cover the resultant currency exposure by way of a debt swap or other appropriate currency hedge. The receipt by a subsidiary of the company during 2010 of an Indonesian tax assessment seeking to disallow for tax purposes losses on currency hedges has called into question this policy and, for the immediate future, the group has not hedged its Indonesian rupiah borrowings. The group does not cover the currency exposure in respect of the component of the investment in its operations that is financed with pounds sterling denominated equity. The group's policy is to maintain limited balances in pounds sterling sufficient to meet its projected sterling expenditure for a period of up to twelve months and a balance in Indonesian rupiahs up to the aggregate amount drawn in that currency under local bank facilities but, otherwise, to keep all cash balances in US dollars. The group does not normally otherwise hedge its revenues and costs arising in currencies other than the US dollar.

At the balance sheet date, the group had non-US dollar monetary items denominated in pounds sterling and Indonesian rupiah. A 5 per cent strengthening of the pound sterling against the US dollar would have resulted in a gain dealt with in the consolidated income statement and equity of \$421,000 on the net sterling denominated non-derivative monetary items (excluding the sterling notes which are hedged) (2010: gain of \$157,000). A 5 per cent strengthening of the Indonesian rupiah against the US dollar would have resulted in a loss dealt with in the consolidated income statement and equity of \$1,151,000 on the net Indonesian rupiah denominated, non-derivative monetary items (2010: gain of \$373,000).

Credit risk

Credit risk refers to the risk that a counterparty will default on its contractual obligations resulting in financial loss to the group. The directors consider that the group is not exposed to any major concentrations of credit risk. At 31 December 2011, 67 per cent of bank deposits were held with banks with a Moody's prime rating of P1, 28 per cent with a bank with a Moody's prime rating of P3 and the balance with banks with no Moody's prime rating. Substantially all sales of goods are made on the basis of cash against documents or letters of credit. At the balance sheet date, no trade receivables were past their due dates, nor were any impaired, accordingly no bad debt provisions were required. The maximum credit risk exposures in respect of the group's financial assets at 31 December 2011 and 31 December 2010 equal the amounts reported under the corresponding balance sheet headings.

22 Financial instruments - continued

Liquidity risk

Ultimate responsibility for liquidity risk management rests with the board of directors of the company, which has established an appropriate framework for the management of the group's short, medium and long-term funding and liquidity requirements. Within this framework, the board continuously monitors forecast and actual cash flows and endeavours to maintain adequate liquidity in the form of cash reserves and borrowing facilities while matching the maturity profiles of financial assets and liabilities. Undrawn facilities available to the group at balance sheet date are disclosed in note 23.

The board reviews the cash forecasting models for the operation of the plantations and compares these with the forecast outflows for debt obligations and projected capital expenditure programmes for the plantations, applying sensitivities to take into account perceived major uncertainties. In their review, the directors place the greatest emphasis on the cash flow of the first two years.

Non-derivative financial instruments

The following tables detail the contractual maturity of the group's non-derivative financial liabilities. The tables have been drawn up based on the undiscounted amounts of the group's financial liabilities based on the earliest dates on which the group can be required to discharge those liabilities. The table includes liabilities for both principal and interest.

	Weighted average interest rate	Under 1 year	Between 1 and 2 years	Over 2 years	Total
	%	\$'000	\$'000	\$'000	\$'000
2011					
Bank loans	11.3	4,988	2,797	30,223	38,008
US dollar notes	9.1	7,625	17,250	16,125	41,000
Sterling notes	10.4	5,080	5,070	69,118	79,268
KCC preference shares (see note 26)		-	-	1,500	1,500
Trade and other payables, and customer deposits		10,997	-	-	10,997
		28,690	25,117	116,966	170,773
2010					
Bank loans	8.6	9,106	3,708	12,773	25,587
US dollar notes	8.6	3,375	18,375	33,375	55,125
Sterling notes	10.4	5,481	5,467	79,659	90,607
KCC preference shares (see note 26)		-	-	1,500	1,500
Trade and other payables, and customer deposits		7,115	-	-	7,115
		25,077	27,550	127,307	179,934

At 31 December 2011, the group's non-derivative financial assets (other than receivables) comprised cash and deposits of \$30,601,000 (2010: \$36,710,000) carrying a weighted average interest rate of 2.3 per cent (2010: 0.9 per cent) all having a maturity of under one year, and Indonesian coal interests of \$28,580,000 (2010: \$18,864,000) details of which are given in note 16.

Derivative financial instruments

The following table details the amounts due in respect of the group's derivative financial instruments. These arise under the cross currency interest rate swaps ("CCIRS") described in note 27. The cash flows are settled gross and, therefore, the table takes no account of sterling receipts under the CCIRS.

Notes to the consolidated financial statements continued

22 Financial instruments - continued

	Under 1 year	Between 1 and 2 years	Over 2 years	Total
	\$'000	\$'000	\$'000	\$'000
At 31 December 2011	7,296	7,197	82,936	97,429
At 31 December 2010	7,177	7,296	90,133	104,606

Fair value of financial instruments

The table below provides an analysis of the book values and fair values of financial instruments, excluding receivables and trade payables and Indonesian coal interests, as at the balance sheet date. All financial instruments are classified as level 1 in the fair value hierarchy prescribed by IFRS 7 "Financial instruments disclosures" other than the cross currency interest rate swaps and the preference shares issued by a subsidiary that are classified as levels 2 and 3 respectively. No reclassifications between levels in the fair value hierarchy were made during 2011 (2010: none).

	2011 Book value \$'000	2011 Fair value \$'000	2010 Book value \$'000	2010 Fair value \$'000
Cash and deposits ⁺	30,601	30,601	36,710	36,710
Bank debt - within one year ⁺	(2,000)	(2,000)	(7,850)	(7,850)
Bank debt - after more than one year ⁺	(27,018)	(27,018)	(12,625)	(12,625)
Preference shares issued by a subsidiary	(1,500)	(1,500)	(1,500)	(1,500)
US dollar notes ^o	(33,941)	(35,000)	(43,269)	(42,750)
Sterling notes ^o	(51,332)	(56,094)	(55,244)	(60,827)
Cross currency interest rate swaps - hedge against principal liabilities	(10,797)	(10,797)	(11,568)	(11,568)
Net debt and related engagements	(95,987)	(101,808)	(95,346)	(100,410)
Cross currency interest rate swaps - hedge against interest liabilities	(4,524)	(4,524)	(6,158)	(6,158)
Cross currency interest rate swaps - hedge against interest liabilities	(895)	(895)	-	-
	(101,406)	(107,227)	(101,504)	(106,568)

⁺ bearing interest at floating rates

^o bearing interest at fixed rates

The fair values of cash and deposits and bank debt approximate their carrying values since these carry interest at current market rates. The fair values of the US dollar notes and sterling notes are based on the latest prices at which those notes were traded prior to the balance sheet dates.

The fair value of the preference shares issued by a subsidiary has been estimated by the directors on the basis of their assessment of the probability of the shares becoming redeemable on 31 December 2014 in accordance with their terms and of the redemption value then applicable discounted for the period from the balance sheet date to 31 December 2014.

The fair value of the CCIRS has been derived by a discounted cash flow analysis using quoted foreign forward exchange rates and yield curves derived from quoted interest rates with maturities corresponding to the applicable cash flows. The valuation of the CCIRS at 31 December 2011 at fair value resulted in a loss of \$16,216,000 (2010 loss of \$17,726,000). The movement in 2011 of \$1,510,000, net of related tax relief, has been dealt with as follows: a loss of \$190,000 has been included in finance charges in the consolidated income statement and a gain of \$1,700,000 has been taken directly to equity (2010: loss of \$4,117,000 net of tax relief taken directly to equity). A 50 basis points movement in the spread between the assumed yield curves for pounds sterling and the US dollar would increase or decrease the valuation by approximately \$1,607,000 (2010: \$2,173,000).

23 Bank loans	2011	2010
	\$'000	\$'000
Bank loans	29,018	20,475
The bank loans are repayable as follows		
On demand or within one year	2,000	7,850
Between one and two years	-	2,700
After two years	27,018	9,925
	29,018	20,475
Amount due for settlement within 12 months (shown under current liabilities)	2,000	7,850
Amount due for settlement after 12 months	27,018	12,625
	29,018	20,475

All bank loans are denominated in either US dollars or Indonesian rupiahs and are at floating rates, thus exposing the group to interest rate risk. The weighted average interest rate in 2011 was 11.3 per cent (2010 7.3 per cent). Bank loans of \$nil (2010 \$13,469,000) were secured on substantially the whole of the assets and undertaking of PT REA Kaltim Plantations ("REA Kaltim"), and were fully repaid in 2011. Bank loans of \$27,018,000 (2010 \$6,006,000) are secured on the land, plantations, property, plant and equipment owned by PT Sasana Yudha Bhakti ("SYB"), having an aggregate book value of \$91 million (2010 \$70 million), and are the subject of an unsecured guarantee by the company and REA Kaltim. The banks are entitled to have recourse to their security on usual banking terms.

At the balance sheet date, the group had undrawn US dollar denominated bank facilities of \$10 million (2010 \$2 million) and undrawn Indonesian rupiah denominated facilities of \$11.6 million (2010 \$32.9 million).

24 Sterling notes

The sterling notes comprise £34.54 million (2010 £37 million) nominal of 9.5 per cent guaranteed sterling notes 2015/17 issued by the company's subsidiary, REA Finance BV ("REAF"). On 12 July 2011, REAF completed the purchase for cancellation of £2.46 million of sterling notes. Unless previously redeemed or purchased and cancelled by the issuer, the sterling notes are repayable in three equal instalments commencing on 31 December 2015.

The repayment obligation in respect of the sterling notes of £34.54 million (\$53 million) is hedged by forward foreign exchange contracts for the purchase of £37 million and for the sale of \$68.6 million and is carried in the balance sheet net of the unamortised balance of the note issuance costs. The gain or loss on the ineffective portion of these contracts is reflected in finance costs in the consolidated income statement.

If a person or group of persons acting in concert obtains the right to exercise more than 50 per cent of the votes that may generally be cast at a general meeting of the company, each holder of sterling notes has the right to require that the notes held by such holder be repaid at 101 per cent of par, plus any interest accrued thereon up to the date of completion of the repayment.

25 US dollar notes

The US dollar notes comprise US\$35 million (2010 \$45 million) nominal of 7.5 per cent dollar notes 2012/14 of the company, and are stated net of the unamortised balance of the note issuance costs. Save to the extent previously redeemed or purchased and cancelled by the company, the US dollar notes are redeemable in three equal annual instalments commencing on 31 December 2012.

\$10 million nominal of US dollar notes were purchased for cancellation during the year at par, plus accrued interest (2010 \$nil).

Notes to the consolidated financial statements continued

25 US dollar notes - continued

Pursuant to a supplemental rights agreement dated 23 January 2006 between the company and the holders of \$9 million (2010 \$19 million) nominal of US dollar notes, the latter have the right, exercisable under certain limited circumstances, to require the company to purchase the US dollar notes held by them at a price equal to the aggregate of the nominal amount of the notes being purchased and any interest accrued thereon up to the date of completion of the purchase. Such circumstances include a material disposal of assets by the group or a person or group of persons acting in concert obtaining the right to exercise more than 50 per cent of the votes that may generally be cast at a general meeting of the company.

Pursuant to a placing agreement dated 28 January 2010 under which the company placed \$15 million nominal of US dollar notes and the company's subsidiary, KCC Resources Limited, issued to placees 150,000 redeemable participating preference shares in the capital of KCC ("KCC preference shares"), the company granted to each placee a non-assignable option, exercisable on the occurrence of any one of certain events and on a basis relating to the number of KCC preference shares retained by the placee at the date of such occurrence, to require the company to purchase or procure the purchase of the US dollar notes acquired by the placee in the placing at a price equal to the aggregate of the nominal value of such notes and any interest accrued thereon up to the date of completion of the purchase. Such events include the disposal of a significant part of the group's coal business or a person or group of persons acting in concert obtaining the right to exercise more than 50 per cent of the votes that may generally be cast at a general meeting of the company.

26 Preference shares issued by a subsidiary

On 11 February 2010 150,000 redeemable participating preference shares of \$10 each were issued by KCC Resources Limited ("KCC preference shares"), a subsidiary undertaking of the company, fully paid, by way of a placing at par. The KCC preference shares provide a limited participation in the coal interests of the company such that if those interests achieve an average annual level of earnings before interest, tax, depreciation and amortisation of \$8 million over the four and a half year period from 1 January 2010 to 30 June 2014 (equivalent to \$36 million for the full period), those persons who subscribed 7.5 per cent dollar notes 2012/14 of the company and KCC preference shares in a combined issue of those securities pursuant to a placing agreement dated 28 January 2010, and who retain their notes and shares until redeemed, will receive an overall compound return of 15 per cent per annum on their total investment. If the required level of earnings is not achieved, then, except in certain limited circumstances (such as divestment of all or a significant part of the coal interests or a change in control of the company), no dividends or other distributions will be paid or made on the KCC preference shares and after 31 December 2014 such shares will be converted into valueless deferred shares. The company's investment in the KCC preference shares is disclosed note 19.

27 Hedging instruments

At both 31 December 2011 and 31 December 2010, the group had outstanding three contracts for the forward purchase of £37 million and sale of \$68.6 million maturing in 2015 pursuant to the cross currency interest rate swaps ("CCIRS") entered into by the group to hedge the foreign currency exposure of the group arising from the interest and principal repayment obligations of its 9.5 per cent guaranteed sterling notes 2015/17 ("sterling notes"). Either party to the CCIRS had or has the option to terminate the CCIRS as to £22 million on 14 February 2012 (not exercised), as to £8 million on 30 September 2013 and as to £7 million on any of 24 October 2013, 2014 and 2015 on the basis that, upon such termination, the CCIRS will be closed out at prevailing market value calculated by reference to mid market interest and sterling US dollar exchange rates with no adjustment for specific credit risk. Until 12 July 2011, the hedges were effective in hedging the related sterling interest payment obligations on the sterling notes up to and including 31 December 2015 and in providing the £37 million required to meet the principal repayment obligations. On 12 July 2011, the group purchased for cancellation £2.46 million nominal of sterling notes and reclassified from equity to consolidated income statement the loss at that date on a corresponding amount of the CCIRS. The fair value of the CCIRS has been described in note 22.

28 Deferred tax

The following are the major deferred tax liabilities and assets recognised by the group and the movements thereon during the year and preceding year

Deferred tax assets / (liabilities)	Property, plant and equipment \$'000	Biological assets \$'000	Income/ expenses* \$'000	Share based payments \$'000	Tax losses \$'000	Total \$'000
At 1 January 2010	(20,380)	(16,637)	472	1,373	731	(34,441)
(Charge) / credit to income for the year	(2,733)	(894)	1,982	175	(145)	(1,615)
Credit / (charge) to equity for the year	-	-	394	(1,021)	-	(627)
Exchange differences **	443	253	935	(239)	24	1,416
Unutilised loss on exercise	-	-	-	(288)	288	-
At 31 December 2010	(22,670)	(17,278)	3,783	-	898	(35,267)
(Charge) / credit to income for the year	(1,816)	(2,260)	(587)	-	760	(3,903)
Effect of change in tax rate	(1)	-	-	-	(21)	(22)
Charge to equity for the year	-	-	(271)	-	-	(271)
Exchange differences **	4,060	-	(160)	-	(31)	3,869
At 31 December 2011	(20,427)	(19,538)	2,765	-	1,606	(35,594)
Deferred tax assets	247	-	2,836	-	1,606	4,689
Deferred tax liabilities	(20,674)	(19,538)	(71)	-	-	(40,283)
At 31 December 2011	(20,427)	(19,538)	2,765	-	1,606	(35,594)
Deferred tax assets	287	-	4,558	-	898	5,743
Deferred tax liabilities	(22,957)	(17,278)	(775)	-	-	(41,010)
At 31 December 2010	(22,670)	(17,278)	3,783	-	898	(35,267)

* includes income, gains or expenses recognised for reporting purposes, but not yet charged to or allowed for tax.

** forming part of the exchange differences on translation of foreign operations.

At the balance sheet date, the group had unused tax losses of \$64 million (2010 \$35 million) available to be applied against future profits. A deferred tax asset of \$1,606,000 (2010 \$898,000) has been recognised in respect of these losses.

At the balance sheet date, the aggregate amount of temporary differences associated with undistributed earnings of subsidiaries for which deferred tax liabilities have not been recognised was \$11,869,000 (2010 \$9,600,000). No liability has been recognised in respect of these differences because the group is in a position to control the reversal of the temporary differences and it is probable that such differences will not significantly reverse in the foreseeable future.

The deferred tax asset in respect of Indonesian tax losses assumes that losses for tax purposes incurred by the operating companies in Indonesia may be carried forward for five years.

Notes to the consolidated financial statements continued

29 Other loans and payables	2011	2010
	\$'000	\$'000
Retirement benefit obligations (see note 38)		
UK	2,230	2,493
Indonesia	4,260	2,779
Other	543	806
	<u>7,033</u>	<u>6,078</u>

The amounts are repayable as follows

On demand or within one year (shown under current liabilities)	1,353	604
In the second year	1,316	663
In the third to fifth years inclusive	2,524	1,773
After five years	1,840	3,038
Amount due for settlement after 12 months	5,680	5,474
	<u>7,033</u>	<u>6,078</u>

Amounts of liabilities by currency

Sterling	2,469	2,932
US dollar	304	367
Indonesian rupiah	4,260	2,779
	<u>7,033</u>	<u>6,078</u>

Further details of the retirement benefit obligations are set out in note 38. The directors estimate that the fair value of retirement benefit obligations and of other loans and payables approximates their carrying value.

30 Trade and other payables	2011	2010
	\$'000	\$'000
Trade purchases and ongoing costs	7,013	3,900
Customer deposits	3,695	2,096
Other tax and social security	2,982	3,046
Accruals	5,694	3,021
Other payables	511	770
	<u>19,895</u>	<u>12,833</u>

The average credit period taken on trade payables is 38 days (2010 26 days)

The directors estimate that the fair value of trade payables approximates their carrying value.

31 Share capital	2011	2010
	£'000	£'000
Authorised (in pounds sterling)		
45,000,000 - 9 per cent cumulative preference shares of £1 each (2010 27,500,000)	45,000	27,500
41,000,000 - ordinary shares of 25p each (2009 41,000,000)	10,250	10,250
	<u>55,250</u>	<u>37,750</u>

31 Share capital - continued	2011	2010
Issued and fully paid (in US dollars)	\$'000	\$'000
44,068,553 - 9 per cent cumulative preference shares of £1 each (2010 27,063,681)	73,381	45,990
33,414,545 - ordinary shares of 25p each (2010 33,414,545)	14,558	14,558
	<u>87,939</u>	<u>60,548</u>

The preference shares entitle the holders thereof to payment, out of the profits of the company available for distribution and resolved to be distributed, of a fixed cumulative preferential dividend of 9 per cent per annum on the nominal value of the shares and to repayment, on a winding up of the company, of the amount paid up on the preference shares and any arrears of the fixed dividend in priority to any distribution on the ordinary shares. Subject to the rights of the holders of preference shares, holders of ordinary shares are entitled to share equally with each other in any dividend paid on the ordinary share capital and, on a winding up of the company, in any surplus assets available for distribution among the members.

Changes in share capital

- on 14 June 2011, the authorised share capital of the company was increased from £37,750,000 to £55,250,000 by the creation of 17,500,000 new 9 per cent cumulative preference shares
- on 19 July 2011, 15,000,000 9 per cent cumulative preference shares were issued, fully paid, by way of a placing at 103p per share
- on 29 September 2011, 2,004,872 9 per cent cumulative preference shares were issued, credited as fully paid, to ordinary shareholders by way of capitalisation of share premium account.

32 Share premium account

	\$'000
At 1 January 2010	27,297
Issue of new ordinary shares	246
Issue of new preference shares (scrip)	(2,642)
At 31 December 2010	24,901
Issue of new preference shares (cash and scrip)	(3,130)
At 31 December 2011	<u>21,771</u>

33 Translation reserve

	Hedging reserve \$'000	Other reserve \$'000	Total \$'000
At 1 January 2010	(3,231)	(10,399)	(13,630)
Change in fair value of cash flow hedge	(4,117)	-	(4,117)
Exchange differences on translation of foreign operations	1,825	3,733	5,558
Taxation for the year	(4,944)	(1,021)	(5,965)
Attributable to non-controlling interests	16	(59)	(43)
At 31 December 2010	(10,451)	(7,746)	(18,197)
Prior year reclassification (note 34)	-	1,021	1,021
Change in fair value of cash flow hedge	1,700	-	1,700
Exchange differences on translation of foreign operations	(303)	4,102	3,799
Other movements in the year	283	-	283
Taxation for the year	(329)	-	(329)
Attributable to non-controlling interests	1	(40)	(39)
At 31 December 2011	<u>(9,099)</u>	<u>(2,663)</u>	<u>(11,762)</u>

Notes to the consolidated financial statements continued

34 Retained earnings	2011	2010
	\$'000	\$'000
Beginning of year	166,228	136,499
Prior year reclassification (note 33)	(1,021)	-
Profit for the year	40,453	32,325
Ordinary dividend paid	(2,897)	(2,596)
End of year	202,763	166,228

35 Non-controlling interests	2011	2010
	\$'000	\$'000
Beginning of year	2,040	1,314
Share of profit for the year	155	288
Share of items taken directly to equity	(1)	(28)
Exchange translation differences	40	71
Subscription to share capital of new subsidiary	-	395
End of year	2,234	2,040

36 Reconciliation of operating profit to operating cash flows	2011	2010
	\$'000	\$'000
Operating profit	72,749	56,267
Depreciation of property, plant and equipment	5,292	4,110
Increase in fair value of agricultural produce inventory	(4,011)	(455)
Amortisation of prepaid operating lease rentals	152	345
Amortisation of sterling and US dollar note issue expenses	1,012	793
Biological gain	(7,375)	(1,588)
Loss / (gain) on disposal of property, plant and equipment	419	(52)
Operating cash flows before movements in working capital	68,238	59,420
(Increase) / decrease in inventories (excluding fair value movements)	(7,661)	180
Increase in receivables	(9,028)	(10,278)
Increase in payables	8,490	486
Exchange translation differences	(185)	402
Cash generated by operations	59,854	50,210
Taxes paid	(15,176)	(21,134)
Interest paid	(10,902)	(7,784)
Net cash from operating activities	33,776	21,292

No additions to property, plant and equipment during the year were financed by new finance leases (2010 \$nil)

37 Movement in net borrowings	2010	2010
	\$'000	\$'000
Change in net borrowings resulting from cash flows (Decrease) / increase in cash and cash equivalents	(5,670)	14,478
Net increase in borrowings	(9,180)	(10,243)
	(14,850)	4,235
Issue of US dollar notes, net of amortisation of issue expenses	-	(13,579)
Redemption of US dollar notes, net of amortisation of issue expenses	9,328	-
Redemption of sterling notes, net of amortisation of issue expenses	3,609	-
Sterling note reconstruction expenses less amortisation	-	(104)
Proceeds of issue of preference shares by a subsidiary	-	(1,500)
Lease repayments	-	64
	(1,913)	(10,884)
Currency translation differences	501	1,981
Net borrowings at beginning of year	(83,778)	(74,875)
Net borrowings at end of year	(85,190)	(83,778)

38 Retirement benefit obligations

United Kingdom

The company is the principal employer of the REA Pension Scheme (the "Scheme") and a subsidiary company is a participating employer. The Scheme is a multi-employer contributory defined benefit scheme with assets held in a trustee-administered fund, which has participating employers outside the group. The Scheme is closed to new members.

As the Scheme is a multi-employer scheme, in which the employer is unable to identify its share of the underlying assets and liabilities (because there is no segregation of the assets) and does not prepare valuations on an IAS19 basis, the group accounts for the Scheme as if it were a defined contribution scheme.

A non-IAS 19 valuation of the Scheme was last prepared, using the attained age method, as at 31 December 2008. This method was adopted in the previous valuation as at 31 December 2005, as it was considered the appropriate method of calculating future service benefits as the Scheme is closed to new members. At 31 December 2008 the Scheme had an overall shortfall in assets (deficit), when measured against the Scheme's technical provisions, of £3,850,000. The technical provisions were calculated using assumptions of an investment return of 5.85 per cent pre-retirement and 4.92 per cent post-retirement, an annual increase in pensionable salaries of 3.75 per cent and an annual increase in present and future pensions of 3.0 per cent. The rate of increase in the retail price index was assumed to be 3.0 per cent. It was further assumed that both non-retired and retired members' mortality would reflect PNA00 1c YOB tables, with males at min 0.75 per cent 110 per cent and females at min 0.5 per cent 110 per cent and that members would take the maximum cash sums permitted from 1 January 2009. Had the Scheme been valued at 31 December 2008 using the projected unit method and the same assumptions, the overall deficit would have been similar.

The Scheme has agreed a statement of funding principles with the principal employer and has also agreed a schedule of contributions with participating employers covering normal contributions which are payable at a rate calculated to cover future service benefits under the Scheme. The Scheme has also agreed a recovery plan with participating employers which sets out the basis for recovery of the deficit shown by the 31 December 2008 valuation through the payment of quarterly additional contributions over the period from 1 January 2010 to 30 September 2018 after taking account of the additional contributions paid in 2009 under the 31 December 2005 valuation.

Notes to the consolidated financial statements continued

38 Retirement benefit obligations - continued

The normal contributions paid by the group in 2011 were £16,000 - \$26,000 (2010 £15,000 - \$24,000) and represented 23.4 per cent (2010 23.4 per cent) of pensionable salaries. The additional contribution applicable to the group for 2011 was £225,000 - \$362,000 (2010 £219,000 - \$339,000). Under the valuation as at 31 December 2008 the normal contributions will continue at the rate of 23.4 per cent of pensionable salaries and the additional contribution will rise to £231,000 - \$359,000 for 2012 and thereafter by 2.7 per cent per annum. A provision of £1,435,000 - \$2,230,000 (2010 £1,592,000 - \$2,493,000) for these additional contributions adjusted for the time value of money has been recognised under retirement benefit obligations (see note 29) with an equal charge to income, net of related tax relief. To the extent that the group makes additional contribution to the scheme, a relevant portion of such provision is credited to income. During the year, \$253,000 has been credited to income (2010 \$225,000) (see note 5).

The next actuarial valuation which is to be made as at 31 December 2011 is currently in hand.

The company has a contingent liability for additional contributions payable by other (non-group) employers in the Scheme, such liability will only arise if other (non-group) employers do not pay their contributions. There is no expectation of this at the present time, and, therefore, no provision has been made.

Indonesia

In accordance with Indonesian labour laws, group employees in Indonesia are entitled to lump sum payments on retirement at the age of 55 years. The group makes a provision for such payments in its financial statements but does not fund these with any third party or set aside assets to meet the entitlements. The provision was assessed at each balance sheet date by an independent actuary using the projected unit method. The principal assumptions used were as follows:

	2011	2010
Discount rate	7.1%	9%
Salary increases per annum	7%	7%
Mortality table (Indonesia)	TM 1-11	TM 1-11
Retirement age (years)	55	55
Disability rate (% of the mortality table)	10	10

The movement in the provision for employee service entitlements was as follows:

	2011	2010
	\$'000	\$'000
Balance at 1 January	2,779	1,781
Current service cost	849	594
Interest expense	285	216
Actuarial loss	725	380
Exchange	(71)	90
Paid during the year	(307)	(282)
Balance at 31 December	4,260	2,779

38 Retirement benefit obligations - continued

The amounts recognised in administrative expenses in the consolidated income statement were as follows

	2011	2010
	\$'000	\$'000
Current service cost	849	594
Interest expense	285	216
Actuarial loss	725	380
	1,859	1,190
Amount included as additions to biological assets	(337)	(425)
	1,522	765

Unrecognised actuarial losses at 31 December 2011 amounted to \$448,000 (2010 \$317,000) The movement in the present value of the employee service entitlements (including such unrecognised actuarial losses) were as follows

	2011	2010
	\$'000	\$'000
Balance at 1 January	3,096	1,987
Current service cost	849	594
Interest expense	285	216
Actuarial loss	856	481
Exchange	(71)	100
Paid during the year	(307)	(282)
Balance at 31 December (see note 29)	4,708	3,096

Estimated benefit payments in 2012 are \$885,000 (2011 \$206,000)

39 Related party transactions

Transactions between the company and its subsidiaries, which are related parties, have been eliminated on consolidation and are not disclosed in this note Transactions between the company and its subsidiaries are dealt with in the company's individual financial statements. The remuneration of the directors, who are the key management personnel of the group, is set out below in aggregate for each of the categories specified in IAS 24 "Related party disclosures" Further information about the remuneration of, and fees paid in respect of services provided by, individual directors is provided in the audited part of the "Directors' remuneration report"

	2011	2010
	\$'000	\$'000
Short term benefits	1,315	1,252
Post employment benefits	-	-
Other long term benefits	-	-
Termination benefits	-	-
Share based payments	-	-
	1,315	1,252

Notes to the consolidated financial statements continued

40 Rates of exchange	2011 Closing	2011 Average	2010 Closing	2010 Average
Indonesia rupiah to US dollar	9,046	8,790	8,991	9,078
US dollar to pound sterling	1 554	1 61	1 566	1 55

41 Events after the reporting period

An interim dividend of 3p per ordinary share in respect of the year ended 31 December 2011 was paid on 27 January 2012. In accordance with IAS10 "Events after the reporting period" this dividend, amounting in aggregate to \$1,562,000, has not been reflected in these financial statements.

42 Resolution of competing rights over certain plantation areas

The fully titled land areas held by PT Sasana Yudha Bhakti ("SYB"), a plantation subsidiary of the company, include 3,557 hectares that are the subject of third party claims in respect of the rights to coal underneath such land. On 30 December 2011, SYB entered into a conditional settlement arrangement to resolve such claims. Under this agreement, SYB has agreed to swap the 3,557 hectares the subject of the claims for 9,097 hectares of fully titled land held by another company, PT Prasetya Utama ("PU"), the whole of the issued share capital of which is to be transferred to SYB. As a term of the settlement, SYB has also agreed to relinquish the 2,212 hectares in respect of which it holds a land allocation still subject to completion of titling (being land that is also subject to overlapping mineral rights). The book value of the assets to be relinquished by SYB amounted as at 31 December 2011 to \$139 million, comprising prepaid operating lease rentals of \$29 million and biological assets of \$110 million. The arrangements are conditional, inter alia, upon the consent of the holders of the 95 per cent guaranteed sterling notes 2015/17 (see note 24) which was obtained on 14 March 2012.

43 Contingent liabilities

Guarantee given by a subsidiary company

In furtherance of Indonesian government policy which requires the owners of oil palm plantations to develop smallholder plantations, during 2009 PT REA Kaltim Plantations ("REA Kaltim"), a wholly owned subsidiary of the company, entered into an agreement with Koperasi Perkebunan Kahad Bersatu (the "cooperative") to develop and manage 1,500 hectares of land owned by the cooperative as an oil palm plantation. To assist with the funding of such development, the cooperative concluded on 14 October 2009 a long term loan agreement with Bank Pembangunan Daerah Kalimantan Timur ("Bank BPD"), a regional development bank, under which the cooperative may borrow up to Indonesian rupiah 86.6 billion (\$9.6 million) with amounts borrowed repayable over 15 years and secured on the land to be developed ("the bank facility"). REA Kaltim has guaranteed the obligations of the cooperative as to payments of principal and interest under the bank facility and, in addition, has committed to lend to the cooperative any further funds required to complete the agreed development. REA Kaltim is entitled to a charge over the development when the bank facility has been repaid in full.

On maturity of the development, the cooperative is required to sell all crops from the development to REA Kaltim and to permit repayment of indebtedness to Bank BPD and REA Kaltim out of the sales proceeds.

As at 31 December 2011 the outstanding balance owing by the cooperative to Bank BPD amounted to Indonesian rupiah 54 billion (\$5,963,000) (2010 Indonesian rupiah 42 billion - \$4,759,000) and the outstanding balance owing by the cooperative to REA Kaltim amounted to Indonesian rupiah 2.1 billion (\$232,000) (2010 the balance owing by REA Kaltim to the cooperative amounted to Indonesian rupiah 3.0 billion - \$314,000).

44 Operating lease commitments

The group leases office premises under operating leases in London, Jakarta and Samarinda. These leases, which are renewable, run for periods of between 1 month and 60 months, and do not include contingent rentals, or options to purchase the properties

The future minimum lease payments under operating leases are as follows:

	2011	2010
	\$'000	\$'000
Within one year	93	304
In the second to fifth year inclusive	508	23
After five years	-	-
	<hr/>	<hr/>
	601	327

Auditors' report (company)

Independent auditors' report to the members of R.E.A Holdings plc

We have audited the parent company financial statements of R.E.A Holdings plc for the year ended 31 December 2011 which comprise the balance sheet, the movement in total shareholders' funds, the statement of total recognised gains and losses, the accounting policies and the related notes (i) to (xiii). The financial reporting framework that has been applied in their preparation is applicable law and United Kingdom Accounting Standards (United Kingdom Generally Accepted Accounting Practice).

This report is made solely to the company's members, as a body, in accordance with Chapter 3 of Part 16 of the Companies Act 2006. Our audit work has been undertaken so that we might state to the company's members those matters we are required to state to them in an auditors' report and for no other purpose. To the fullest extent permitted by law, we do not accept or assume responsibility to anyone other than the company and the company's members as a body, for our audit work, for this report, or for the opinions we have formed.

Respective responsibilities of directors and auditors

As explained more fully in the statement of Directors' responsibilities, the directors are responsible for the preparation of the parent company financial statements and for being satisfied that they give a true and fair view. Our responsibility is to audit the parent company financial statements in accordance with applicable law and International Standards on Auditing (UK and Ireland). Those standards require us to comply with the Auditing Practices Board's Ethical Standards for Auditors.

Scope of the audit of the financial statements

An audit involves obtaining evidence about the amounts and disclosures in the financial statements sufficient to give reasonable assurance that the financial statements are free from material misstatement, whether caused by fraud or error. This includes an assessment of whether the accounting policies are appropriate to the parent company's circumstances and have been consistently applied and adequately disclosed, the reasonableness of significant accounting estimates made by the directors, and the overall presentation of the financial statements. In addition, we read all the financial and non-financial information in the annual report to identify material inconsistencies with the audited financial statements. If we become aware of any apparent material misstatements or inconsistencies we consider the implications for our report.

Opinion on financial statements

In our opinion the parent company financial statements

- give a true and fair view of the state of the parent company's affairs as at 31 December 2011,
- have been properly prepared in accordance with United Kingdom Generally Accepted Accounting Practice, and
- have been prepared in accordance with the requirements of the Companies Act 2006.

Opinion on other matters prescribed by the Companies Act 2006

In our opinion

- the part of the Directors' remuneration report to be audited has been properly prepared in accordance with the Companies Act 2006, and

- the information given in the Directors' report for the financial year for which the financial statements are prepared is consistent with the parent company financial statements


Matters on which we are required to report by exception

We have nothing to report in respect of the following matters where the Companies Act 2006 requires us to report to you if, in our opinion

- adequate accounting records have not been kept by the parent company, or returns adequate for our audit have not been received from branches not visited by us, or
- the parent company financial statements and the part of the Directors' remuneration report to be audited are not in agreement with the accounting records and returns, or
- certain disclosures of directors' remuneration specified by law are not made, or
- we have not received all the information and explanations we require for our audit.

Other matter

We have reported separately on the group financial statements of REA Holdings plc for the year ended 31 December 2011



Mark McIlquham ACA (Senior Statutory Auditor)
for and on behalf of Deloitte LLP
Chartered Accountants and Statutory Auditors
London, England
27 April 2012

Company balance sheet

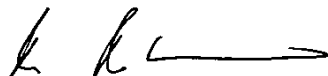
as at 31 December 2011

	Note	2011 £'000	2010 £'000
Fixed and non-current assets			
Investments	(i)	130,678	121,591
Deferred tax asset	(ii)	223	-
		130,901	121,591
Current assets			
Debtors	(iii)	5,957	3,196
Cash		6,122	12,417
Total current assets		12,079	15,613
Creditors amounts falling due within one year	(iv)	(14,465)	(18,534)
Net current liabilities		(2,386)	(2,921)
Total assets less current liabilities		128,515	118,670
Creditors: amounts falling due after more than one year			
Borrowings	(v)	(56,532)	(65,389)
Net assets		71,983	53,281
Capital and reserves			
Share capital	(vi)	52,422	35,417
Share premium account	(vii)	11,148	13,146
Profit and loss account	(vii)	8,413	4,718
Total shareholders' funds		71,983	53,281

Approved by the board on 27 April 2012 and signed on behalf of the board

RICHARD M ROBINOW

Chairman



Movement in total shareholders' funds

for the year ended 31 December 2011

	2011 £'000	2010 £'000
Total recognised gains for the year	8,734	4,297
Dividends to preference shareholders	(3,201)	(1,689)
Dividends to ordinary shareholders	(1,838)	(1,486)
Issue of new preference shares by way of placing	15,450	9,000
Issue of new ordinary shares by way of exercise of options	-	368
Issue costs of ordinary shares, preference shares and debt securities	(443)	-
Movement on exchange reserves	-	(181)
	<hr/>	<hr/>
	18,702	10,309
Shareholders' funds at beginning of year	53,281	42,972
Shareholders' funds at end of year	<hr/>	<hr/>
	71,983	53,281

Statement of total recognised gains and losses

for the year ended 31 December 2011

	2011 £'000	2010 £'000
Profit for the year	8,734	5,148
Share based payment - deferred tax (charge)	-	(851)
	<hr/>	<hr/>
	8,734	4,297

Accounting policies (company)

Accounting convention

Separate financial statements of REA Holdings plc (the "company") are required by the Companies Act 2006, as permitted by that act they have been prepared in accordance with generally accepted accounting practice in the United Kingdom ("UK GAAP") The principal accounting policies have been applied consistently and are unchanged from the previous year

The accompanying financial statements have been prepared under the historical cost convention

By virtue of section 408 of the Companies Act 2006, the company is exempted from presenting a profit and loss account. Equally, no cash flow statement has been prepared, as permitted by FRS 1 (revised 1996) "Cash flow statements"

Investments

The company's investments in its subsidiaries are stated at cost less any provision for impairment. Impairment provisions are charged to the profit and loss account. Dividends paid by subsidiaries are credited to the company's profit and loss account.

Foreign exchange

Transactions in foreign currencies are recorded at the rates of exchange at the dates of the transactions. Monetary assets and liabilities denominated in foreign currencies at the balance sheet date are reported at the rates of exchange prevailing at that date. Differences arising on the translation of foreign currency borrowings have been offset against those arising on an equivalent amount of investment in the equity of, or loans to, foreign subsidiaries and taken to reserves, net of any related taxation. All other exchange differences are included in the profit and loss account.

Taxation

Current tax including UK corporation tax and foreign tax is provided at amounts expected to be paid (or recovered) using the tax rates and laws that have been enacted or substantially enacted by the balance sheet date. Deferred tax is calculated on the liability method. Deferred tax is provided on a non discounted basis on timing and other differences which are expected to reverse, at the rate of tax likely to be in force at the time of reversal. Deferred tax is not provided on timing differences which, in the opinion of the directors, will probably not reverse.

Deferred tax assets are only recognised to the extent that it is regarded as more likely than not that there will be suitable taxable profits from which the future reversal of timing differences can be deducted.

Leases

No assets are held under finance leases. Rentals under operating leases are charged to profit and loss account on a straight-line basis over the lease term.

Notes to the company financial statements

(i) Investments	2011	2010
	£'000	£'000
Shares in subsidiaries	58,004	57,374
Loans to subsidiaries	72,674	64,217
	<u>130,678</u>	<u>121,591</u>

The movements were as follows

	Shares	Loans
	£'000	£'000
Beginning of year	57,374	64,217
Additions to shares in and loans to subsidiaries	885	8,333
Exchange translation difference arising on foreign currency hedge	(255)	124
End of year	<u>58,004</u>	<u>72,674</u>

Shares in subsidiaries include an investment in KCC Resources Limited's redeemable participating preference shares of \$10 each. 143,050 of these shares were purchased from the original placees during June and July 2011 at a price of \$11.07 per share, amounting to \$1,583,730 (£979,985). The interest premium was written off in the profit and loss account.

The principal subsidiaries at the year end, together with their countries of incorporation, are listed below. Details of UK dormant subsidiaries and UK subsidiary sub-holding companies are not shown.

Subsidiary	Activity	Class of shares	Percentage owned
Makassar Investments Limited (Jersey)	Sub holding company	Ordinary	100
PT Cipta Davia Mandiri (Indonesia)	Plantation agriculture	Ordinary	95
PT Kartanegara Kumala Sakti (Indonesia)	Plantation agriculture	Ordinary	95
PT KCC Mining Services (Indonesia)	Coal operations	Ordinary	95
PT Kutai Mitra Sejahtera (Indonesia)	Plantation agriculture	Ordinary	95
PT Putra Bongan Jaya (Indonesia)	Plantation agriculture	Ordinary	95
PT REA Kaltim Plantations (Indonesia)	Plantation agriculture	Ordinary	100
PT Sasana Yudha Bhakti (Indonesia)	Plantation agriculture	Ordinary	95
KCC Resources Limited	Group finance	Ordinary	100
KCC Resources Limited	Group finance	Preference	95
REA Finance BV (Netherlands)	Group finance	Ordinary	100
REA Services Limited (England and Wales)	Group services	Ordinary	100
REA Services Private Limited (Singapore)	Group services	Ordinary	100

The entire shareholdings in Makassar Investments Limited, REA Services Limited, REA Finance BV and REA Services Private Limited are held directly by the company. All other shareholdings are held by subsidiaries.

Notes to the company financial statements continued

(ii) Deferred tax asset and provision for liabilities and charges	2011 £'000	2010 £'000
Deferred tax		
Beginning of year	-	(912)
Net amount (credited) / debited to profit and loss account	(223)	131
Net amount debited to reserves	-	781
End of year	(223)	-
Included in provisions for liabilities and charges	-	-
Included in non-current assets	223	-
Net deferred tax asset at end of year	223	-
The provision for deferred tax is made up as follows		
Timing differences	-	-
Tax losses available	223	-
Undiscounted deferred tax	223	-

At the balance sheet date, the company had unused tax losses available to be applied against future profits amounting to £860,000 (2010 £nil). A deferred tax asset of £223,000 (2010 £nil) has been recognised in respect of these losses.

(iii) Debtors	2011 £'000	2010 £'000
Trade debtors	-	-
Amount owing by group undertakings	5,921	3,180
Other debtors	4	9
Prepayments and accrued income	32	7
	5,957	3,196
(iv) Creditors amounts falling due within one year	2011 £'000	2010 £'000
US dollar notes	2,913	-
Amount owing to group undertakings	11,431	18,272
Other creditors	22	73
Accruals	99	189
	14,465	18,534

(v) Creditors amounts falling due after more than one year	2011	2010
	£'000	£'000
US dollar notes	19,057	27,914
Amount owing to group undertaking	37,475	37,475
	<u>56,532</u>	<u>65,389</u>
Amounts due between two and five years	44,040	40,247
Amounts due after five years	12,492	25,142
	<u>56,532</u>	<u>65,389</u>

The US dollar notes comprise US\$35 million (2010 US\$45 million) nominal of 7.5 per cent dollar notes 2012/14 issued by the company ("US dollar notes") and are stated net of the unamortised balance of the issuance costs. Save to the extent previously redeemed or purchased and cancelled by the company, the US dollar notes are redeemable in three equal annual instalments commencing on 31 December 2012.

\$10 million nominal of US dollar notes were purchased for cancellation during the year at par, plus accrued interest (2010 \$nil).

As disclosed in note (viii), the US dollar notes are designated as a hedge against the exchange translation exposure in respect of an equivalent amount of the company's investment in subsidiaries whose functional currency is the US dollar.

Pursuant to a supplemental rights agreement dated 23 January 2006 between the company and holders of \$9 million (2010 \$19 million) nominal of US dollar notes issued at that date, those holders have the right, exercisable under certain limited circumstances, to require the company to purchase the US dollar notes held by them at a price equal to the aggregate of the nominal amount of the notes being purchased and any interest accrued thereon up to the date of completion of the purchase. Such circumstances include a material disposal of assets by the group or a person or group of persons acting in concert obtaining the right to exercise more than 50 per cent of the votes that may generally be cast at a general meeting of the company.

Pursuant to a placing agreement dated 28 January 2010 under which the company placed \$15 million nominal of US dollar notes and the company's subsidiary, KCC Resources Limited, issued to placees 150,000 redeemable participating preference shares in the capital of KCC ("KCC preference shares"), the company granted to each placee a non-assignable option, exercisable on the occurrence of any one of certain events and on a basis relating to the number of KCC preference shares retained by the placee at the date of such occurrence, to require the company to purchase or procure the purchase of the US dollar notes acquired by the placee in the placing at a price equal to the aggregate of the nominal value of such notes and any interest accrued thereon up to the date of completion of the purchase. Such events include the disposal of a significant part of the group's coal business or a person or group of persons acting in concert obtaining the right to exercise more than 50 per cent of the votes that may generally be cast at a general meeting of the company.

Notes to the company financial statements continued

(vi) Share capital	2011	2010
	£'000	£'000
Authorised		
45,000,000 - 9 per cent cumulative preference shares of £1 each (2010 27,500,000)	45,000	27,500
41,000,000 - ordinary shares of 25p each (2010 41,000,000)	10,250	10,250
	<u>55,250</u>	<u>37,750</u>
Called-up and fully paid		
44,068,553 - 9 per cent cumulative preference shares of £1 each (2010 27,063,681)	44,069	27,064
33,414,545 - ordinary shares of 25p each (2010 33,414,545)	8,353	8,353
	<u>52,422</u>	<u>35,417</u>

The preference shares entitle the holders thereof to payment, out of the profits of the company available for distribution and resolved to be distributed, of a fixed cumulative preferential dividend of 9 per cent per annum on the nominal value of the shares and to repayment, on a winding up of the company, of the amount paid up on the preference shares and any arrears of the fixed dividend in priority to any distribution on the ordinary shares. Subject to the rights of the holders of preference shares, holders of ordinary shares are entitled to share equally with each other in any dividend paid on the ordinary share capital and, on a winding up of the company, in any surplus assets available for distribution among the members.

Changes in share capital

- on 14 June 2011, the authorised share capital of the company was increased from £37,750,000 to £55,250,000 by the creation of 17,500,000 new 9 per cent cumulative preference shares
- on 19 July 2011, 15,000,000 9 per cent cumulative preference shares were issued, fully paid, by way of a placing at 103p per share
- on 29 September 2011, 2,004,872 9 per cent cumulative preference shares were issued, credited as fully paid, to ordinary shareholders by way of capitalisation of share premium account.

(vii) Movement in reserves	Share premium account	Profit and loss account
	£'000	£'000
Beginning of year	13,146	4,718
Recognised gains for the year	-	8,734
Dividends to preference shareholders	-	(3,201)
Dividends to ordinary shareholders	-	(1,838)
Issue of preference shares (scrp)	(2,005)	-
Issue of preference shares (cash)	450	-
Costs of issues	(443)	-
End of year	<u>11,148</u>	<u>8,413</u>

As permitted by section 408 of the Companies Act 2006, a separate profit and loss account dealing with the results of the company has not been presented. The profit before dividends recognised in the company's profit and loss account for the year is £8,734,000 (2010 profit £5,148,000) - see statement of total recognised gains and losses.

(viii) Financial instruments and risks

Financial instruments

The company's financial instruments comprise borrowings, cash and liquid resources and in addition certain debtors and trade creditors that arise from its operations. The main purpose of these financial instruments is to raise finance for, and facilitate the conduct of, the company's operations. The table below provides an analysis of the book and fair values of financial instruments excluding debtors and creditors at balance sheet date.

	2011	2011	2010	2010
	Book value	Fair value	Book value	Fair value
	£'000	£'000	£'000	£'000
Cash and deposits	6,122	6,122	12,417	12,417
US dollar notes	(21,970)	(21,970)	(27,914)	(27,304)
Net debt	(15,848)	(15,848)	(15,497)	(14,887)

The fair value of the US dollar notes reflects the last price at which transactions in those notes were effected prior to 31 December 2011 (2010: 31 December 2010).

Risks

The main risks arising from the company's financial instruments are liquidity risk, interest rate risk and foreign currency risk. The board reviews and agrees policies for managing each of these risks. These policies have remained unchanged since the beginning of the year. It is, and was throughout the year, the company's policy that no trading in financial instruments be undertaken.

The company finances its operations through a mixture of share capital, retained profits, borrowings in US dollars at fixed rates and credit from suppliers. At 31 December 2011, the company had outstanding US\$35 million (2010: \$45 million) of 7.5 per cent dollar notes 2012/14. In accordance with a decision of the board of the company at the time of issue of the first tranche of these notes, such notes are treated as a currency hedge against the company's long term loans to subsidiaries (which are denominated in US dollars) and the additional investment in Makassar Investments Limited that was acquired during 2006 for a consideration of US\$19 million. The company's policy towards currency risk is not to cover the long-term exposure in respect of its investment in subsidiaries (whose operations are mainly conducted in US dollars) to the extent that this exposure relates to the component of investment that is financed with sterling denominated shareholders' funds.

A limited degree of interest rate risk is accepted. A substantial proportion of the company's financial instruments at 31 December 2011 carried interest at fixed rates and, on the basis of the company's analysis, it is estimated that a rise of one percentage point in all interest rates would give rise to an increase of approximately £61,000 (2010: £124,000) in the company's interest revenues in its profit and loss account.

(ix) Pensions

The company is the principal employer in the R.E.A. Pension Scheme (the "Scheme") and a subsidiary company is a participating employer. The Scheme, which has participating employers outside the R.E.A. Holdings plc group, is a multi-employer contributory defined benefit scheme with assets held in a trustee-administered fund. The Scheme is closed to new members.

As the Scheme is a multi-employer scheme, in which the employer is unable to identify its share of the underlying assets and liabilities (because there is no segregation of the assets) and does not prepare valuations on an FRS 17 "Retirement Benefits" basis, the company accounts for the Scheme as if it were a defined contribution scheme.

Notes to the company financial statements continued

(ix) Pensions - continued

A non-FRS 17 valuation of the Scheme was last prepared, using the attained age method, as at 31 December 2008. This was considered to be the most appropriate method of calculating contributions to cover future service benefits as the Scheme is closed to new entrants. Had the Scheme been valued at 31 December 2008 using the projected unit method and the same assumptions, the overall deficit would have been similar. The principal actuarial assumptions adopted in this valuation were an annual investment return of 5.85 per cent pre-retirement and 4.92 per cent post-retirement, an annual increase in pensionable salaries of 3.75 per cent and an annual increase in present and future pensions of 3.0 per cent. The rate of increase in the retail price index was assumed to be 3.0 per cent. It was further assumed that both non-retired and retired members' mortality would reflect PNA00 LC YOB tables, with males at min 0.75 per cent 1.10 per cent and females at min 0.5 per cent 1.10 per cent. The valuation at 31 December 2008 showed an overall shortfall in assets (deficit), when measured against the Scheme's technical provisions, of £3,850,000. This is applicable to all participants and is being funded by additional deficit funding contributions by participating employers over the period to 30 September 2018, as agreed with the Scheme trustee.

The next actuarial valuation which is to be made as at 31 December 2011 is currently in hand.

The subsidiary company that is a participating employer and other participating employers in the scheme have entered into an agreement with the Scheme to make special contributions to the Scheme to cover the deficit shown by the 31 December 2008 valuation. The company made no payments to the Scheme in 2011 (2010: £nil). The company has a contingent liability for special contributions payable by other participating employers in the Scheme, such liability will only arise if such other participating employers do not pay their contributions. There is no expectation of this at the present time and, therefore, no provision has been made by the company.

(x) Related party transactions	2011 £'000	2010 £'000
Aggregate directors' remuneration		
Salaries and fees	613	584
Benefits	48	77
Annual bonus	70	65
	<hr/> 731	<hr/> 726

During 2011 and 2010, there were service arrangements with companies connected with certain directors as detailed under "Directors' remuneration" in the "Directors' remuneration report", the costs of which are included in the table above.

(xi) Rates of exchange

See note 40 to the consolidated financial statements.

(xii) Contingent liabilities and commitments

Sterling notes

The company has guaranteed the obligations for both principal and interest relating to the outstanding £35 million (2010: £37 million) 95 per cent guaranteed sterling notes 2015/17 issued by REA Finance BV. The directors consider the risk of loss to the company from this guarantee to be remote.

(xii) Contingent liabilities and commitments - continued

Bank borrowings

The company has given, in the ordinary course of business, guarantees in support of the subsidiary company borrowings from, and other contracts with, banks (including cross currency interest rate swaps) amounting in aggregate to £29 million (2010 £24 million) The directors consider the risk of loss to the company from these guarantees to be remote

Pension liability

The company's contingent liability for pension contributions is disclosed in note (ix) above

Operating leases

The company has an annual commitment under a non-cancellable operating lease of £105,000 (2010 £102,000) The commitment expires after 5 years The lease does not contain any contingent rentals or an option to purchase the property

(xiii) Post balance sheet event

A first interim dividend of 3p per ordinary share in respect of the year ended 31 December 2011 was paid on 27 January 2012 In accordance with IAS10 "Events after the reporting period" this dividend, amounting in aggregate to £1,002,000, has not been reflected in these financial statements

Notice of annual general meeting

This notice is important and requires your immediate attention. If you are in any doubt as to what action to take, you should consult your stockbroker, solicitor, accountant or other appropriate independent professional adviser authorised under the Financial Services and Markets Act 2000 if you are resident in the United Kingdom or, if you are not so resident, another appropriately authorised independent adviser. If you have sold or otherwise transferred all your ordinary shares in R.E.A. Holdings plc, please forward this document and the accompanying form of proxy to the person through whom the sale or transfer was effected, for transmission to the purchaser or transferee.

Notice is hereby given that the fifty-second annual general meeting of R.E.A. Holdings plc will be held at the London office of Ashurst LLP at Broadwalk House, 5 Appold Street, London EC2A 2HA on 12 June 2012 at 1000 am to consider and, if thought fit, to pass the following resolutions. Resolutions 16 and 17 will be proposed as special resolutions, all other resolutions will be proposed as ordinary resolutions

- 1 To receive the company's annual accounts for the financial year ended 31 December 2011, together with the directors' report, the directors' remuneration report and the auditors' report.
- 2 To approve the directors' remuneration report for the financial year ended 31 December 2011
- 3 To declare a final dividend in respect of the year ended 31 December 2011 of 3½p per ordinary share to be paid on 27 July 2012 to ordinary shareholders on the register of members at the close of business on 29 June 2012
- 4 To re-elect as a director Mr R M Robinow, who, having been a non-executive director for more than nine years, retires as required by the UK Corporate Governance Code and submits himself for re-election
- 5 To re-elect as a director Mr J C Oakley, who, having been a director at each of the two preceding annual general meetings and who was not re-appointed by the company in general meeting at or since either of such meetings, retires in accordance with the articles of association and submits himself for re-election
- 6 To re-elect as a director Mr D J Blackett, who, having been a director at each of the two preceding annual general meetings and who was not re-appointed by the company in general meeting at or since either of such meetings, retires in accordance with the articles of association and submits himself for re-election
- 7 To re-elect as a director Mr J M Green-Armytage, who, having been a non-executive director for more than nine years, retires as required by the UK Corporate Governance Code and submits himself for re-election
- 8 To re-elect as a director Mr J R M Keatley, who, having been a non-executive director for more than nine years, retires as required by UK Corporate Governance Code and submits himself for re-election
- 9 To re-elect as a director Mr L E C Letts, who, having been a non-executive director for more than nine years, retires as required by the UK Corporate Governance Code and submits himself for re-election
- 10 To re-elect as a director Mr C L Lim, who, having been a non-executive director for more than nine years, retires as required by the UK Corporate Governance Code and submits himself for re-election
- 11 To re-appoint Deloitte LLP, chartered accountants, as auditors of the company to hold office until the conclusion of the next annual general meeting of the company at which accounts are laid before the meeting
- 12 To authorise the directors to fix the remuneration of the auditors
- 13 That the authorised share capital of the company (being the maximum amount of shares in the capital of the company that the company may allot) be and is hereby increased from £55,250,000 to £60,250,000 by the creation of 5,000,000 9 per cent cumulative preference shares of £1 each ranking pari passu in all respects with the existing 9 per cent cumulative preference shares of £1 each in the capital of the company
- 14 That the directors be and are hereby generally and unconditionally authorised for the purposes of section 551 of the Companies Act 2006 (the "Act") to exercise all the

powers of the company to allot, and to grant rights to subscribe for or to convert any security into, shares in the capital of the company (other than 9 per cent cumulative preference shares) up to an aggregate nominal amount (within the meaning of sub-sections (3) and (6) of section 551 of the Act) of £1,896,363 75, such authorisation to expire at the conclusion of the next annual general meeting of the company (or, if earlier, on 30 June 2013), save that the company may before such expiry make any offer or agreement which would or might require shares to be allotted, or rights to be granted, after such expiry and the directors may allot shares, or grant rights to subscribe for or to convert any security into shares, in pursuance of any such offer or agreement as if the authorisations conferred hereby had not expired

15 That the directors be and are hereby generally and unconditionally authorised for the purposes of section 551 of the Companies Act 2006 (the "Act") to exercise all the powers of the company to allot, and to grant rights to subscribe for or to convert any security into, 9 per cent cumulative preference shares in the capital of the company ("preference shares") up to an aggregate nominal amount (within the meaning of sub-sections (3) and (6) of section 551 of the Act) of (a) £931,447, or (b) subject to the passing of resolution 13 set out in the notice of the 2012 annual general meeting of the company £5,931,447, such authorisation to expire at the conclusion of the next annual general meeting of the company (or, if earlier, on 30 June 2013), save that the company may before such expiry make any offer or agreement which would or might require preference shares to be allotted or rights to be granted, after such expiry and the directors may allot preference shares, or grant rights to subscribe for or to convert any security into preference shares, in pursuance of any such offer or agreement as if the authorisations conferred hereby had not expired

16 That, subject to the passing of resolution 14 set out in the notice of the 2012 annual general meeting of the company (the "2012 Notice"), the directors be and are hereby given power

(a) for the purposes of section 570 of the Companies Act 2006 (the "Act"), to allot equity securities (as defined in sub-section (1) of section 560 of the Act) of the company for cash pursuant to the authorisation

conferred by resolution 14 set out in the 2012 Notice, and

(b) for the purposes of section 573 of the Act, to sell ordinary shares (as defined in sub-section (1) of section 560 of the Act) in the capital of the company held by the company as treasury shares for cash

as if section 561 of the Act did not apply to the allotment or sale, provided that such powers shall be limited

(i) to the allotment of equity securities for cash in connection with a rights issue or open offer in favour of holders of ordinary shares and to the sale of treasury shares by way of an invitation made by way of rights to holders of ordinary shares, in each case in proportion (as nearly as practicable) to the respective numbers of ordinary shares held by them on the record date for participation in the rights issue, open offer or invitation (and holders of any other class of equity securities entitled to participate therein or, if the directors consider it necessary, as permitted by the rights of those securities) but subject in each case to such exclusions or other arrangements as the directors may consider necessary or appropriate to deal with fractional entitlements, treasury shares (other than treasury shares being sold), record dates or legal, regulatory or practical difficulties which may arise under the laws of any territory or the requirements of any regulatory body or stock exchange in any territory whatsoever, and

(ii) otherwise than as specified at paragraph (i) of this resolution, to the allotment of equity securities and the sale of treasury shares up to an aggregate nominal amount (calculated, in the case of the grant of rights to subscribe for, or convert any security into, shares in the capital of the company, in accordance with sub-section (6) of section 551 of the Act) of £417,681

and shall expire at the conclusion of the next annual general meeting of the company (or, if earlier, on 30 June 2013), save that the company may before such expiry make any offer or agreement which would or might require equity securities to be allotted, or treasury shares to be sold, after such expiry and the directors may allot equity securities or sell treasury shares, in pursuance of any such offer or agreement as if the power conferred hereby had not expired

Notice of annual general meeting continued

17 That a general meeting of the company other than an annual general meeting may be called on not less than 14 clear days' notice



By order of the board
R.E.A. SERVICES LIMITED
Secretary
27 April 2012

Registered office
First Floor
32 - 36 Great Portland Street
London W1W 8QX

Registered in England and Wales no 00671099

Notes

The sections of the accompanying Directors' report entitled "Results and dividends", "Directors", "Increase in share capital", "Authorities to allot share capital", "Authority to disapply pre-emption rights", "General meeting notice period" and "Recommendation" contain information regarding, and recommendations by the board of the company as to voting on, resolutions 3 to 10 and 13 to 17 set out above in this notice of the 2012 annual general meeting of the company (the "2012 Notice").

The company specifies that in order to have the right to attend and vote at the annual general meeting (and also for the purpose of determining how many votes a person entitled to attend and vote may cast), a person must be entered on the register of members of the company at 6.00 pm on 10 June 2012 or, in the event of any adjournment, at 6.00 pm on the date which is two days before the day of the adjourned meeting. Changes to entries on the register of members after this time shall be disregarded in determining the rights of any person to attend or vote at the meeting.

Only holders of ordinary shares are entitled to attend and vote at the annual general meeting. A holder of ordinary shares may appoint another person as that holder's proxy to exercise all or any of the holder's rights to attend, speak and vote at the annual general meeting. A holder of ordinary shares may appoint more than one proxy in relation to the meeting provided that each proxy

is appointed to exercise the rights attached to (a) different share(s) held by the holder. A proxy need not be a member of the company. A form of proxy for the meeting is enclosed. To be valid, forms of proxy and other written instruments appointing a proxy must be received by post or by hand (during normal business hours only) by the company's registrars, Capita Registrars, at PXS, 34 Beckenham Road, Beckenham BR3 4TU by no later than 10.00 am on 10 June 2012.

Alternatively, appointment of a proxy may be submitted electronically by using either Capita Registrars' share portal service at www.capitashareportal.com (and so that the appointment is received by the service by no later than 10.00 am on 10 June 2012) or the CREST electronic proxy appointment service as described below. Shareholders who have not already registered for Capita Registrars' share portal service may do so by registering as a new user at www.capitashareportal.com and giving the investor code shown on the enclosed proxy form (as also shown on their share certificate). Completion of a form of proxy, or other written instrument appointing a proxy, or any appointment of a proxy submitted electronically, will not preclude a holder of ordinary shares from attending and voting in person at the annual general meeting if such holder wishes to do so.

CREST members may register the appointment of a proxy or proxies for the annual general meeting and any adjournment(s) thereof through the CREST electronic proxy appointment service by using the procedures described in the CREST Manual (available via www.euroclear.com/CREST) subject to the company's articles of association. CREST personal members or other CREST sponsored members, and those CREST members who have appointed (a) voting service provider(s), should refer to their CREST sponsor or voting service provider(s), who will be able to take the appropriate action on their behalf.

In order for a proxy appointment or instruction regarding a proxy appointment made or given using the CREST service to be valid, the appropriate CREST message (a "CREST proxy instruction") must be properly authenticated in accordance with the specifications of Euroclear UK and Ireland Limited ("Euroclear") and must contain the required information as described in the CREST Manual (available via www.euroclear.com/CREST). The CREST proxy instruction, regardless of whether it constitutes a proxy appointment or an instruction to amend a previous proxy appointment, must, in order to be valid be transmitted so as to be received by the company's registrars (ID RA10) by 10.00 am on 10 June 2012. For this purpose, the time of receipt will be taken to be

the time (as determined by the time stamp applied to the message by the CREST applications host) from which the company's registrars are able to retrieve the message by enquiry to CREST in the manner prescribed by CREST. The company may treat as invalid a CREST proxy instruction in the circumstances set out in Regulation 35(5)(a) of the Uncertificated Securities Regulations 2001.

CREST members and, where applicable, their CREST sponsors or voting service provider(s) should note that Euroclear does not make available special procedures in CREST for particular messages. Normal system timings and limitations will therefore apply in relation to the input of CREST proxy instructions. It is the responsibility of the CREST member concerned to take (or, if the CREST member is a CREST personal member or sponsored member or has appointed (a) voting service provider(s), to procure that such member's CREST sponsor or voting service provider(s) take(s)) such action as shall be necessary to ensure that a message is transmitted by means of the CREST system by any particular time. In this connection, CREST members and, where applicable, their CREST sponsors or voting service provider(s) are referred, in particular, to those sections of the CREST Manual concerning practical limitations of the CREST system and timings.

The rights of members in relation to the appointment of proxies described above do not apply to persons nominated under section 146 of the Companies Act 2006 to enjoy information rights ("nominated persons") but a nominated person may have a right, under an agreement with the member by whom such person was nominated, to be appointed (or to have someone else appointed) as a proxy for the annual general meeting. If a nominated person has no such right or does not wish to exercise it, such person may have a right, under such an agreement, to give instructions to the member as to the exercise of voting rights.

Any corporation which is a member can appoint one or more corporate representatives who may exercise on its behalf all of its powers as a member provided that they do not do so in relation to the same shares.

Any member attending the annual general meeting has the right to ask questions. The company must cause to be answered any such question relating to the business being dealt with at the meeting but no such answer need be given if (a) to do so would interfere unduly with the preparation for the meeting or involve the disclosure of confidential information, (b) the answer has already been given on a website in the form of an answer to a question, or

(c) it is undesirable in the interests of the company or the good order of the meeting that the question be answered.

Copies of the executive director's service agreement and letters setting out the terms and conditions of appointment of non-executive directors are available for inspection at the company's registered office during normal business hours from the date of this 2012 Notice until the close of the annual general meeting (Saturdays, Sundays and public holidays excepted) and will be available for inspection at the place of the annual general meeting for at least 15 minutes prior to and during the meeting.

A copy of this 2012 Notice, and other information required by section 311A of the Companies Act 2006, may be found on the company's website www.rea.co.uk.

Under section 527 of the Companies Act 2006, members meeting the threshold requirements set out in that section have the right to require the company to publish on a website (in accordance with section 528 of the Companies Act 2006) a statement setting out any matter that the members propose to raise at the relevant annual general meeting relating to (i) the audit of the company's annual accounts that are to be laid before the annual general meeting (including the auditor's report and the conduct of the audit), or (ii) any circumstance connected with an auditor of the company having ceased to hold office since the last annual general meeting of the company. The company may not require the members requesting any such website publication to pay its expenses in complying with section 527 or section 528 of the Companies Act 2006. Where the company is required to place a statement on a website under section 527 of the Companies Act 2006, it must forward the statement to the company's auditors by not later than the time when it makes the statement available on the website. The business which may be dealt with at the annual general meeting includes any statement that the company has been required under section 527 of the Companies Act 2006 to publish on a website.

As at the date of this 2012 Notice, the issued share capital of the company comprises 33,414,545 ordinary shares and 44,068,553 9 per cent cumulative preference shares. Only holders of ordinary shares (and their proxies) are entitled to attend and vote at the annual general meeting. Accordingly, the voting rights attaching to shares of the company exercisable in respect of each of the resolutions to be proposed at the annual general meeting total 33,414,545 as at the date of this 2012 Notice.

Notice of annual general meeting continued

Shareholders may not use any electronic address (within the meaning of sub-section 4 of section 333 of the Companies Act 2006) provided in this 2012 Notice (or any other related document including the form of proxy) to communicate with the company for any purposes other than those expressly stated

Under section 338 and section 338A of the Companies Act 2006, members meeting the threshold requirements in those sections have the right to require the company (i) to give, to members of the company entitled to receive notice of the annual general meeting, notice of a resolution which may properly be moved and is intended to be moved at the meeting and/or (ii) to include in the business to be dealt with at the meeting any matter (other than a proposed resolution) which may be properly included in the business. A resolution may properly be moved or a matter may properly be included in the business unless (a) (in the case of a resolution only) it would, if passed, be ineffective (whether by reason of inconsistency with any enactment or the company's constitution or otherwise), (b) it is defamatory of any person, or (c) it is frivolous or vexatious. Such a request may be in hard copy form or electronic form, must identify the resolution of which notice is to be given or the matter to be included in the business, must be authorised by the person or persons making it, must be received by the company not later than the date 6 clear weeks before the meeting, and (in the case of a matter to be included in the business only) must be accompanied by a statement setting out the grounds for the request.

This annual report is produced in an environmentally responsible manner – including the sourcing of materials. The paper in this report is Chorus Silk which is Forestry Stewardship Council (FSC), Mixed Sources, certified.

This annual report was printed in the UK by Royle Print Limited, a carbon-neutral printing company. It was originated, printed and bound on one production site and only required electric transportation between processes. Under the framework of ISO 14001 Royle Print takes a structured approach to measure, improve and audit its environmental status on an on-going basis. The main areas targeted for continual reduction arise from use of solvents, energy consumption and waste generation. Royle Print is also Forest Stewardship Council (FSC) chain-of-custody certified.

When you have finished with this report, please remove the cover and dispose of the text in your recycled paper waste.

