


CAPITAL GEARING TRUST P.L.C.

COMPANY NUMBER: NI005574

TUESDAY



J5C1HV1V

JNI

26/07/2016

#71

COMPANIES HOUSE

Annual Report and Accounts

For the year ended 5 April 2016

Company Summary

- **Investment objective**

To achieve capital growth in absolute terms rather than relative to a particular stock market index, principally through investment in quoted closed-ended and other collective investment vehicles with a willingness to hold cash, bonds, index-linked securities and commodities when it is considered appropriate.

- **Capital structure and voting rights**

The share capital comprises Ordinary shares of 25 pence each. As at 5 April 2016, 3,190,981 shares were in issue (5 April 2015: 2,926,906). Each Ordinary share has one vote.

- **Discount/Premium Management Policy**

The Company will purchase or issue shares to ensure, in normal market conditions, that the shares trade as close as possible to their underlying Net Asset Value per share.

- **Investment management and custodian**

Investment management is carried out by CG Asset Management Limited under an agreement dated 6 April 2014. Custodial services are carried out by The Northern Trust Company under an agreement dated 22 September 2011.

- **Company secretarial, administrative and accounting services**

Company secretarial, administrative and accounting services are provided by Personal Assets Trust Administration Company Limited.

- **Annual general meeting**

The annual general meeting of the Company will be held at the offices of PricewaterhouseCoopers LLP, 1 Embankment Place, London, WC2N 6RH at 11.00 a.m. on Thursday, 7 July 2016.

- **ISA**

The Company manages its affairs so as to be a fully qualifying investment trust under the individual savings account (ISA) rules.

- **Non-Mainstream Pooled Investment Rules**

The Company's shares are 'excluded securities' for the purposes of the rules relating to non-mainstream pooled investments. This means they can be recommended by independent financial advisors to their ordinary retail clients, subject to normal suitability requirements.

The Company is a member of the Association of Investment Companies.

Information disclaimer

This report is produced for members of the Company with the purpose of providing them with information relating to the Company and its financial results for the period under review. This report contains subjective opinion, analysis and forward looking statements which, by their very nature involve uncertainty. Events beyond the control of the directors and the Company may affect actual future results which may therefore differ to those indicated within this historical report. Market and currency fluctuations may occur which may in turn have an impact on the value of the Company's underlying investments in the future. Past performance is no guarantee of future performance. Investments are not guaranteed and you may not get back the amount you originally invested. Neither the directors nor the Company take responsibility for matters outside of their control.

Contents

	Company Summary
1	Contents page
2-3	Highlights and Performance
4-11	The Board's Strategic Report
4-5	Chairman's Statement
6	Investment Objective and Investment Policy
7	Strategic Review
8	Investment Manager's Report
9-11	Portfolio Analysis
12-29	Governance Report
12	Board, Management and Administration
13-17	Directors' Report
18-22	Corporate Governance Statement
23-25	Audit Committee Report
26	Directors' Remuneration Policy
27-28	Directors' Remuneration Report
29	Directors' Responsibilities Statement
30-34	Independent Auditors' Report
35-50	Financial Statements
35	Income Statement
36	Statement of Changes in Equity
37	Statement of Financial Position
38	Cash Flow Statement
39-50	Notes to the Financial Statements
51-53	Notice of Annual General Meeting
54	Shareholder Information
55	Shareholder Analysis

Highlights

	5 April 2016	5 April 2015	% Change
Share price	3,420.0p	3,316.5p	+3.1
Net asset value per ordinary share	3,382.0p	3,297.6p	+2.6
Premium	1.1%	0.6%	-
Shareholders' funds	£107.9m	£96.5m	+11.8
Market capitalisation	£109.1m	£97.1m	+12.4
Ongoing charges percentage*	1.04%	0.96%	-
Dividend per Ordinary share	20.00p	20.00p	-

* Ongoing charges calculation prepared in accordance with the recommended methodology of the Association of Investment Companies

Performance

Performance in the 10 years to 2016

5 April	Net assets £'000	NAV per 25p share p	Appreciation on previous year %	Cumulative appreciation from 5 April 2006 %	FTSE All-Share Index*		
					Index	Appreciation on previous year %	Cumulative appreciation from 5 April 2006 %
2007	56,576	2,024.2	5	5	3,331.8	8	8
2008	59,432	2,126.4	5	10	3,039.6	(9)	(2)
2009	59,404	2,125.4	-	10	2,051.0	(33)	(34)
2010	68,962	2,467.4	16	27	2,943.9	44	(5)
2011	75,550	2,652.8	8	37	3,116.6	6	1
2012	84,637	2,898.6	9	50	2,977.0	(4)	(4)
2013	93,469	3,198.9	10	65	3,292.7	11	7
2014	91,312	3,119.7	(2)	61	3,604.9	9	17
2015	96,519	3,297.6	6	70	3,696.0	3	20
2016	107,920	3,382.0	3	75	3,350.7	(9)	9

Performance over the last 10 years

The graph below demonstrates the performance of the Company's NAV per ordinary share and share price against the FTSE All-Share Index* and the Retail Price Index over 1, 3, 5 and 10 years to 5 April 2016. All figures are rebased to 100 at the start of the measurement period.

*Source: CG Asset Management Ltd

Performance (continued)

Share price total return performance 2006 to 2016

Based on mid-market prices, the graph below illustrates the total return to investors in the Company over the past 10 years, compared with the total return on the FTSE All-Share Index*. Each measure is rebased to 100 in 2006.

*Source: CG Asset Management Ltd

Net asset value performance 1986 to 2016

Based on the Company's NAV per ordinary share, the graph below illustrates the total return to investors in the Company over the past 30 years, compared with the total return on the FTSE All-Share Index*. Each measure is rebased to 100 in 1986.

*Source: CG Asset Management Ltd

The Board's Strategic Report

Chairman's Statement

Overview

As at 5 April 2016, the net asset value (NAV) per share was 3,382p compared to 3,297p a year earlier. Although an increase across the year of 2.6% might be seen as modest, this achievement is more creditable when measured against, for example, the decline in the FTSE All-Share Index of 9.3% over the same period. The Company's stated policy is to achieve growth in absolute terms, seeking to protect shareholder's capital when markets face headwinds whilst possibly sacrificing potential short term returns during periods of market exuberance. Over the longer term, the cumulative effect of sustained positive compound returns has resulted in significant outperformance demonstrated by the Company's record. The Board believes that shareholders look to the Company to preserve the real value of their wealth, in part by avoiding the pitfalls of chasing momentum or overvalued asset classes.

Dividend and Earnings

The revenue return per share in the year ended 5 April 2016 was 16.91p, as against 26.82p in the previous year. It is not the aim of the Board or the Managers to search for income in order to support a target dividend payment. The objective is to seek an absolute positive total return. Nonetheless, the Board believes that dividend payouts should not necessarily suffer from short term movements in revenue earnings. Last year, a total distribution of 20p per Ordinary share was made. At this year's annual general meeting (the "AGM"), the Board will be recommending a maintained distribution of 20p per Ordinary share, drawing on revenue reserves for the uncovered shortfall in this year's net revenue.

Annual General Meeting

This year, the AGM will be held in London at the offices of PricewaterhouseCoopers LLP on Thursday 7 July 2016 at 11.00 a.m. The notice convening the fifty-third AGM of the Company is set out at the end of this document and I, and the rest of the Board, look forward to meeting you then. As has become customary, after the formal business of the meeting has concluded, our Managers will be making a short presentation on the outlook for markets and the Company's investments, including a question and answer session for shareholders.

Share Issuance and Buybacks

In last year's Annual Report, the Board set out the case for introducing a discount control policy ("the DCP"). Shareholders were presented with resolutions at the AGM in July 2015 to enable the Board to operate the DCP. These resolutions were strongly supported by shareholders and the Company began the operation of the DCP in early August 2015.

The principal aims of the Board in introducing the DCP were, in normal market conditions, to reduce the volatility in share price around the underlying NAV, and to improve the liquidity in the trading of the Company's shares. The DCP has been operated so as to limit the premium or discount to NAV at which the Company's shares trade, by issuing new shares to the market when the share price exceeds NAV by a small percentage or by repurchasing shares should the share price move to more than a small discount to NAV.

The implementation of the DCP policy has resulted in a significant reduction in the volatility in the premium / discount at which the shares previously traded. It has also improved liquidity by allowing the Company to satisfy demand from investors wanting to buy into the Company. Throughout the last eight months, the share price has tended to trade at par or at a small premium to NAV, and only very briefly at a small discount.

Share repurchase has been at a very low level – only 9,450 shares were bought at an average discount of 1.1% to the prevailing NAV. Share issuance has been more regular and persistent, especially since the start of 2016. 273,525 shares were issued at an average premium of 1.5% to prevailing NAV. Taking issuance and repurchases together, there was a net cash inflow of £8.89m to the portfolio.

It must be stressed that growth in assets under management, per se, is not an aim of the DCP. There may well be periods in the future when the level of share buybacks significantly exceeds the level of issuance. The Board and the Managers are prepared for such an eventuality and will ensure that an appropriate proportion of the Company's portfolio is held in liquid assets with low price volatility to fund such a repurchase programme should the need arise.

The operation of the DCP is dependent on the Directors having requisite shareholder authority to buyback and issue new shares and being satisfied that any offer or purchase of shares is in the best interest of shareholders of the Company as a whole. Such has been the rate of net share issuance, especially since the start of 2016, that the Board has had to request that shareholders approve an extension of the issuance and buyback authority at a General Meeting on 11 April 2016 and also to extend powers to issue shares through the publication of a prospectus on 6 May 2016.

As I noted in my statement with the interim results last October, it is too early to assess the impact of the DCP properly. The policy has yet to be exposed to a period of high volatility in markets or in the portfolio's asset value. However, the Board is reassured that the aims of the mechanism appear to be being met at present – to the benefit of both existing and potential shareholders.

Costs

The Board remains watchful of the costs of running the Company in a climate that continues to demand ever greater regulatory and compliance overheads. It is a matter of some regret therefore that the ongoing charges percentage has risen slightly during the year from 0.96% to 1.04%. There are two principal reasons for this. Changes in the composition of the Board necessitated a short period of 'double-banking' last summer. The decision to appoint Personal Assets Trust Administration Company Ltd (PATAC) as the Company Secretary and Administrator also resulted in some one-off handover costs. It is to PATAC's credit that the transition was handled most smoothly, and the Board has benefited greatly from the experience and professionalism of the team over the past several months, not least in the effective operation of the DCP.

The current investment management fee of 0.6% reduces to 0.45% on incremental NAV above £120m and below £500m. As at the year end the Company's NAV was £107.92m. The Board does not anticipate substantial issuance of shares in the short term, however even modest share issuance under the DCP would ameliorate the ever-growing costs associated with the regulatory compliance of the Company.

The Board's Strategic Report (continued)

Chairman's Statement

The Board

Last year saw refreshment in Board membership, with a change of Chairman and two new non-executive directors appointed. Both Robin Archibald and Jean Matterson have quickly proved their worth in our deliberations and initiatives.

George Prescott, the Chairman of the Audit Committee, and I both retire at the AGM and offer ourselves for re-election. Further details in respect of each director's retirement, evaluation and re-election can be found on page 15.

Alternative Investment Fund Managers Directive

As highlighted previously, the Company is an 'Alternative Investment Fund' ("AIF"), as defined by the Alternative Investment Fund Managers Directive ("AIFMD"). The Company is registered under the AIFMD as a 'small internally managed AIF'. Under the Company's current AIFMD status the Company will remain ungeared. The Company's position in relation to the AIFMD is being continually monitored.

Outlook

The Company's portfolio enters the new financial year, as twelve months ago, very defensively positioned. Apparently slowing growth in GDP in several key economies, consistently high debt levels, and the feeling that central banks may be scraping the barrel of monetary policy ingenuity, all point to a difficult year ahead for bond and equity markets. Additionally, neither the risk of geopolitical strife in the Middle and Far East nor threats to free trade from upcoming political events in the USA and UK bode well for market progress. Any significant rebalancing of the portfolio's asset allocation towards a greater emphasis on equities must still await the emergence of better value in risk markets. Protection of wealth remains a priority.

Graham Meek

Chairman

31 May 2016



The Board's Strategic Report (continued)

Investment Objective and Investment Policy

Investment objective

The Company's objective is to achieve capital growth in absolute terms rather than relative to a particular stock market index. The preservation of shareholders' wealth is an important consideration in fulfilling this objective and has a strong underlying influence on the Company's investment policy.

The Company uses the Retail Price Index ("RPI") as a comparator. However, such a comparator is not used as a reason to suspend the exercise of investment judgement by CG Asset Management Limited ("CGAM") as investment manager, or by the Board.

Investment policy

Policy and risk

To meet its objective, the Company's long-term investment policy is to invest primarily in quoted closed-ended and other collective investment vehicles with a willingness to hold cash, bonds, index-linked securities and commodities when it is considered appropriate.

Recognising the diverse attributes of most closed-ended investment companies and collective investment instruments, as well as the lower-risk characteristics attached to the other principal asset classes in which the Company invests, a flexible approach to asset allocation is adopted. CGAM and the Board monitor the investment portfolio regularly and amend investments and asset allocation as necessary to maximise shareholder returns.

Asset allocation

It is anticipated that under most market conditions, a broad mix of assets will be maintained and a maximum 80% exposure to either equity or fixed-interest securities, including index-linked securities and cash, may be held.

The maximum proportion of the Company's gross assets that can be held in other UK-listed investment companies (which do not have a stated investment policy to invest no more than 15% of their gross assets in other UK investment companies) is 10% in accordance with Listing Rule 15.2.5. It is however the aim of the Company to maintain a maximum 6% investment level in such companies in order to avoid any potential breach of this rule and to maintain investment flexibility.

The investment manager has the authority to invest in any geographical region and has no set limits on industry sector or country exposure. However, the Company will not invest more than 15% of its investment portfolio in any single investment or acquisition.

Gearing

The gearing range of the Company, at any one time, shall be between 0% and 20% of NAV at the time of acquisition and shall be subject to prior Board approval.

Additional elements

The Board will from time to time consider investments in derivatives such as guarantees, options and currency. Such investments may be made only for the purpose of efficient portfolio management and are subject to prior Board approval, which may be granted only following review of the investment, the potential return for shareholders and the regulatory impact on the Company. Additionally, investments in other funds managed by CGAM or by associates of CGAM will be considered by the Board on a case by case basis and are subject to Board approval.

Voting policy

It is the Company's voting policy in respect of its investee companies that the custodian should vote all the Company's shares through its delegated authority from the Board. The exercise of voting rights attached to the Company's portfolio has been delegated to CGAM, and CGAM includes on its website a disclosure about the nature of its commitment to the FRC's Stewardship Code; details may be found at www.cgasset.com. Corporations are playing an increasingly important role in global economic activity, and the adoption of good corporate governance enhances a company's economic prospects by reducing the risk of government and regulatory intervention and any ensuing damage to its business or reputation. The investment manager engages actively, where appropriate, with the underlying investee companies to encourage good governance practices.

The Board's Strategic Report (continued)

Strategic Review

Investment strategy and business model

Capital Gearing Trust P.L.C. seeks to deliver absolute returns through the construction of multi asset portfolios with a specialist focus on investment trust equities and related securities. Portfolio construction is the key tool to mitigate capital loss in any given year. The fund manager allocates across asset classes based on an assessment of capital markets and macro-economic risks, with the aim of avoiding capital loss. In addition a portion of the portfolio is invested into the investment trust market with the aim of exploiting inefficiencies to generate risk adjusted returns that are superior to those available in more liquid equity markets.

Key performance indicators ("KPIs")

The Board monitors numerous KPI indices and ratios for the purpose of assessing and reporting investment performance. The Company seeks to achieve capital growth in real terms over both short-term and long-term periods. The Board monitors the performance of the investment manager against RPI over the short term (3 years) and the FTSE All Share over the longer term (10 years).

Graphs showing the performance of the Company's NAV per share compared with the RPI and the FTSE All Share Index over 1, 3, 5 and 10 years and over the period from 1986 are shown on pages 2 and 3.

In addition, the Board monitors the following KPIs:

- Share price premium/discount to NAV, an important measure of demand for the Company's shares and a key indicator of the need for shares to be bought back or issued. At the start of the year under review the premium to NAV was 0.6% compared with 1.1% at the year end; and
- Ongoing charges percentage, calculated using the methodology recommended by the Association of Investment Companies which enables the Board to measure the control of costs and help in meeting the dividend payment objective. This percentage was 1.04% for the year to 5 April 2016 (2015: 0.96%).

Principal risks and uncertainties

The directors have carried out a robust assessment of the principal risks facing the Company, including those that would threaten its business model, future performance, solvency or liquidity.

Premium/Discount level

During the year, to assist in reducing premium volatility, the Company implemented a zero discount/premium management policy. Under this policy the Company will purchase or issue shares to ensure that in normal market conditions the shares trade as close as possible to their underlying Net Asset Value per share.

Stock price

Uncertainty of future stock prices presents a risk in relation to potential losses on market positions held. The Board, with the investment manager, consider asset allocation on a regular basis to minimise potential risks where possible.

Register of members

The Board reviews all large transactions in the Company's shares and periodically considers a full shareholder analysis.

Other risks

Risks associated with the Company's financial instruments include market price, interest rate, foreign currency and credit; information relating to such risks is given in note 17 to the financial statements on page 45. The Board also recognises a number of risks associated with operating in a regulatory environment and monitors operations closely in conjunction with their advisors in relation to sections 1158 to 1162 of the Corporation Tax Act 2010, the UKLA Listing Rules and the Companies Act 2006. Other risks are identified and managed by the Company's internal control and risk management system, which is summarised on page 21 and 22.

Employee, human rights, social and environmental matters

The Board recognises the requirement under section 414C Companies Act 2006 to provide information about employees, human rights and community issues, including information in respect of any policies it has in relation to these matters and their effectiveness. These requirements do not apply to the Company as it has no employees, all directors are non-executive and it has outsourced all its functions to third-party providers. The Company has therefore not reported further in respect of these provisions.

The Company has limited direct impact on the environment. It invests primarily in closed-ended and other collective investment vehicles or government bonds. The sectors chosen do not generally raise ethical issues. The Board monitors and is satisfied with the underlying investee companies' policies to act with due regard to community, welfare and environmental factors. The Company aims to conduct itself responsibly, ethically and fairly and has sought to ensure that CGAM's management of the portfolio of investments takes account of social, environmental and ethical factors where appropriate.

Gender and diversity

At the end of the year under review, the Board comprised four male and one female director. The Board supports the principle of boardroom diversity in its broadest sense, in terms of gender, expertise, geographic background, age and race. Our Company is specialised and our priority to shareholders is to have a Board with the specialist abilities to look after the Company's investments. In addition, the Board should be able to conclude that any new appointee would make an appropriate contribution. It is the Board's policy to review its composition regularly and, when appropriate, to refresh the Board through recruitment, with the aim of having the blend of skills and attributes that will best serve shareholders in the future.

The Board's Strategic Report (continued)

Investment Manager's Report

Review

Against a weak equity market backdrop the Company's investment trust holdings performed well, in both absolute and relative terms. North Atlantic Smaller Companies Investment Trust and Oryx International Growth Fund were two UK focused holdings that delivered very strong gains. Renewable Energy Generation and Japan Residential Investment Company were two large specialist positions that were taken over during the year at significant premia to their opening value. The companies mentioned above represented over 25% of the opening equity portfolio and collectively delivered high teen returns. This solid performance in our larger holdings was enough to offset pockets of weakness in our smaller holdings including Candover Investments, which had a large exposure to the very weak oil and gas sector. The investment trust market continues to offer a number of opportunities to generate strong relative returns, however with valuations of the underlying equities still high, absolute return prospects are limited.

Just when it seemed government bond yields could go no lower, central bankers discovered a new tool: negative nominal interest rates. The European Central Bank, Bank of Japan, Swiss Central Bank and the Swedish Central Bank have all embraced the policy with the result that approximately 30% of the bonds in the global government bond index have negative nominal yields. This extraordinary development inverts the laws of finance, with potentially devastating implications for financial institutions and savers if it persists. However in the short term the impact has been soaring bond prices. The fund has now exited all its conventional bond holdings with the proceeds held as cash or reinvested into index-linked bonds.

Inflation has been growing in all developed market jurisdictions albeit from very depressed levels. This trend is most notable in the US where core CPI has returned to pre-crisis norms and has upwards momentum. With deflationary fears receding index-linked bonds performed strongly in the second half of the year, outperforming conventional bonds as breakevens (the market's implicit view of inflation) rose. Ten-year breakevens increased to 1.6%. However, this is still below the Federal Reserve's target, below current core inflation, and below the CPI level forecast for 2016. Inflation linked bonds remain good value relative to conventional bonds and are still the most attractive defensive asset available to the Company.

Sterling weakness was a helpful tailwind in the year. A combination of factors impacted sterling including a slowing economy, lowering interest rate expectations, consistently poor current account data and most importantly Brexit fears.

Outlook

Financial markets are as distorted as any time in history, as evidenced by one third of all government debt trading on negative yields. That in turn reflects the extraordinary fiscal and monetary policy that has been deployed by governments and central banks. All this is an effort to avoid the natural consequences of the excesses that preceded the Great Financial Crisis. The most significant of those excesses was the level of debt which rose alarmingly in the developed nations up to 2008. For the world as a whole, debt has risen much further as a percentage of GDP since the crisis, exacerbated by an extraordinary expansion in China. The solution to the problem of debt has been more debt.

Against that background, low growth in nominal GDP would cause disaster and central bankers are prepared to take high risks to stimulate growth and inflation so as to avoid the defaults that threaten both corporate and sovereign bonds. It is unclear if the world economy is entering a period of renewed weakness, but if it is, then the central banks will be tempted by the next extension of QE, namely monetary finance. That involves increasing government expenditure on infrastructure, or tax cuts, or simply handing out cash to citizens, financed by printed money. Such a policy would surely succeed in raising both growth and inflation; the difficulty is in calibrating the latter. Governments can always promote inflation if they are aggressive enough, just not 2% inflation.

Whether the economy holds up or not, the yield curve could steepen markedly sooner or later, undermining both bond and equity markets. The latter looks particularly vulnerable as valuations only make sense if current low interest rates persist indefinitely. Implicit in persistently low interest rates is persistently low nominal GDP growth which means current record high levels of corporate profits would prove unsustainable.

As always there are political and macro economic clouds on the horizon. A few potential concerns include a hard landing in China, economic problems in the Eurozone, growing political unrest in the European periphery, Brexit, military tension in the Middle East, and the threat of protectionism growing in the shadow of US politics. Given these risks combined with very high asset prices it seems reasonable to expect better investment opportunities in the future than are available today.

The portfolio remains defensively positioned and broadly spread with a high weighting to short duration assets. This positioning is consistent with the current aim of protecting capital after taxes, fees and inflation. There will be a time when portfolio positioning becomes more ambitious but only when the value on offer in risk markets is considerably more attractive than today.

Alastair Laing
31 May 2016

Peter Spiller
31 May 2016

The Board's Strategic Report (continued)

Portfolio Analysis

Distribution of investment funds of £107,821,000 (2015: £96,465,000)

	UK %	North America %	Europe %	Elsewhere %	2016 Total %	2015 Total %
Investment Trust Assets:						
Ordinary shares	11.8	8.2	2.0	8.6	30.6	27.9
Zero dividend preference shares	11.2	1.8	–	9.2	22.2	19.9
Other Assets:						
Index-linked	14.7	15.9	2.1	–	32.7	26.8
Fixed interest	3.0	–	–	1.5	4.5	16.3
Cash	10.0	–	–	–	10.0	9.1
	50.7	25.9	4.1	19.3	100.0	100.0

Investments of the Company

	2016 £'000	2015 £'000
Investment Trust Ordinary Shares:		
North Atlantic Smaller Companies	4,865	4,111
Schroder Global Real Estate Securities	2,245	234
Prospect Japan Fund	1,458	1,510
Rights & Issues Capital	1,338	952
Invesco Perpetual UK Smaller Companies Investment Trust	1,320	1,372
ETFS Metal Securities (physical gold)	1,273	1,190
Empiric Student Property	1,095	–
Oryx International Growth Fund	1,004	838
Better Capital PCC	979	519
North American Income Trust	943	616
Mithras Investment Trust	875	962
JP Morgan Private Equity USD	873	715
Schroder UK Growth Fund	862	204
Henderson Global Trust	788	724
Phoenix Spree Deutschland	768	–
JP Morgan Senior Secured Loan	672	–
Ground Rents Income Fund Ordinary	609	256
EPE Special Opportunities	602	159
John Laing Environmental Assets Group	505	–
Foresight Solar Fund	472	865
Private Equity Investor	469	684
Highbridge Multi-Strategy Fund	464	–
Rights & Issues Investment Trust	458	362
Advance Frontier Markets Fund	442	–
Miton Worldwide Growth Investment Trust	437	449
GCP Student Living	436	–
NextEnergy Solar Fund	429	278
Land Securities Group	385	–
Value & Income Trust	360	–
Candover Investments	350	328
Artemis Alpha Trust	318	–
Eurovestech	313	–
Jupiter US Smaller Companies	312	–
Bluecrest Allblue	309	–
Atlantis Japan Growth Fund	284	219
Project Finance Investments	277	–
Ecofin Water & Power Opportunities	275	–
JP Morgan Overseas Investment Trust	245	548
Real Estate Credit Investments	232	–
P2P Global Investments	226	–
Foreign & Colonial Investment Trust	222	42
LMS Capital	209	389
Aberdeen Asian Income Fund	192	–
Witan Pacific Investment Trust	190	473
Marwyn Value Investors	188	191
VPC Speciality Lending Investments	169	412
Henderson Alternative Strategies Trust	148	–
JP Morgan Income & Growth Income	130	130

The Board's Strategic Report (continued)

Portfolio Analysis

Investments of the Company continued

	2016 £'000	2015 £'000
Investment Trust Ordinary Shares continued:		
Aberdeen Latin American Income	130	183
Alliance Trust	126	–
GCP Infrastructure Investments	98	90
Hansa Trust 'A' Shares	98	112
Polar Capital Global Healthcare Growth & Income	72	143
Acencia Debt Strategies	66	–
North American Banks Fund	62	18
Weiss Korea Opportunities Fund	54	–
Thames River Multi Hedge	50	50
Shape Capital	47	252
Signet Global Fixed Income Strategies	46	67
Alternative Investment Trust	45	47
HG Capital Trust	41	–
Close European Accelerated Fund	16	16
RENN Universal Growth Investment Trust	11	16
Cambium Global Timberland	6	19
Alternative Liquidity Solutions	2	62
Prospect Epicure J-REIT Value Fund	2	2
BlackRock Absolute Return Strategies	–	411
Renewable Energy Generation	–	1,199
Bluefield Solar	–	893
Greencoat UK Wind	–	546
Aurora Investment Trust	–	522
Japan Residential Investment Company	–	503
Castle Private Equity	–	480
Renewable Energy Infrastructure	–	445
BlackRock Income Strategies Trust	–	418
Dexion Absolute EUR	–	174
JP Morgan Income & Growth	–	161
Dexion Absolute USD	–	148
BlueCrest BlueTrend	–	93
BACIT	–	66
Sequoia Economic Infrastructure Income	–	53
Active Capital Trust	–	8
Thompson Clive Investments	–	3
	32,987	26,932

	2016 £'000	2015 £'000
Investment Trust Zero Dividend Preference Shares:		
M&G High Income Investment Trust 2017	2,976	2,874
Ecofin Water & Power Opportunities Finance 2016	2,816	2,624
Electra Private Equity 2016	2,396	1,574
JZ Capital Partners 2022	2,142	–
Aberforth Geared Income Trust 2017	2,121	2,048
NB Private Equity Partners 2017	1,972	956
JP Morgan Income & Capital Trust 2018	1,691	1,533
Acorn Income Fund 2017	1,217	741
Jupiter Dividend & Growth Trust 2017	1,151	638
JZ Capital Partners 2016	1,113	1,571
Utilico Investments 2018	1,088	1,073
Premier Energy & Water Trust 2020	1,057	1,108
Utilico Finance 2016	912	894
JP Morgan Private Equity 2017	581	235
Picton Property 2016	333	–
Utilico Investments 2020	249	227
Small Companies Dividend Trust 2018	145	–
JP Morgan Private Equity 2015	–	1,140
	23,960	19,236

The Board's Strategic Report (continued)

Portfolio Analysis

Investments of the Company continued

	2016 £'000	2015 £'000
Index-Linked Securities:		
UK Treasury 1.25% 2017	6,777	3,483
UK Treasury 0.125% 2019	4,433	550
USA Treasury 1.375% 2018	3,594	3,448
USA Treasury 2.0% 2026	3,434	3,281
USA Treasury 0.625% 2021	2,883	2,723
UK Treasury 0.125% 2024	2,860	2,829
USA Treasury 0.125% 2023	2,196	2,067
USA Treasury 0.125% 2020	1,677	-
Sweden (Kingdom of) 0.5% 2017	1,516	2,227
USA Treasury 1.125% 2021	1,022	971
UK Treasury 1.875% 2022	846	849
USA Treasury 1.375% 2020	828	790
USA Treasury 0.125% 2024	708	-
Sweden (Kingdom of) 4.0% 2020	703	656
USA Treasury 0.125% 2019	583	550
Tesco Personal Finance 1% 2019	508	-
USA Treasury 0.125% 2022	188	176
The Housing Finance Corporation 5.5% 2024	152	-
National Grid 2.983% 2018	102	-
Nationwide 3.875% 2021	87	-
British Telecom 3.5% 2025	67	-
Tesco 4% 2016	50	-
The Housing Finance Corporation 5.65% 2020	26	-
Canada (Govt of) 4.0% 2031	-	618
USA Treasury 0.125% 2018	-	488
USA Treasury 1.625% 2018	-	118
	35,240	25,824
	2016 £'000	2015 £'000
Fixed-Interest Securities:		
City Natural Resources 3.5% Convertible Unsecured Loan Stock 2018	1,014	968
Pershing Square 5.5% 2022	968	-
Ecofin Water & Power Opportunities plc 6.0% Convertible Unsecured Loan Stock 2016	924	991
F&C Global Smaller Companies plc 3.5% Convertible Unsecured Loan Stock 2019	542	520
JZ Capital Partners 6.0% Convertible Unsecured Loan Stock 2021	491	517
Edinburgh Dragon Trust 3.5% 2018	481	391
Scottish American 8.0% 2022	194	198
The Mercantile Investment Trust plc 6.125% 2030	190	191
Aberdeen Asian Smaller Companies Investment Trust 3.5% 2019	74	-
UK Treasury 2.0% 2016	-	5,570
Switzerland (Govt of) 3.0% 2018	-	2,335
USA Treasury 0.5% 2017	-	2,225
The Cayenne Trust 3.25% Convertible Unsecured Loan Stock 2016	-	771
SVG Capital 8.25% Convertible 2016	-	638
EPE Special Opportunities Convertible Loan Notes	-	442
	4,878	15,757
Total investments	97,065	87,748
Cash held by the custodian awaiting investment	10,756	8,717
Total investment funds	107,821	96,465

The Strategic Report, contained on pages 4 to 11 has been approved by the Board and signed on its behalf by:

Graham Meek
Chairman
31 May 2016



Governance Report

Board, Management and Administration

Directors

Graham Meek MSc Chairman

Appointed a director in 2004 and Chairman with effect from 8 July 2015. Mr Meek is also a member of the Company's Audit Committee. Mr Meek is a former investment banker and stockbroker and was previously an executive director of Smith New Court plc and chairman of SPI Lasers plc. He was until recently non-executive director of Filtronic plc, and of King's College Hospital NHS Foundation Trust.

George Prescott BA FCA Chairman of the Audit Committee/Senior Independent Director

Appointed a director in 2010 and became Senior Independent Director in 2015. Mr Prescott is also Chairman of the Company's Audit Committee. Mr Prescott is a chartered accountant and until his retirement in 2009 was Deputy Group Chief Executive of the Ecclesiastical Insurance Group. He is currently a member of the Board of JP Morgan Cazenove Pension Trustee Company, Regis Mutual Management Limited, Charities Investment Managers Limited and Qatar Reinsurance Company Ltd. He sits on the Advisory Committee of The Equities Investment Fund for Charities (Charifund) and also on the board of The Charibond Charities Fixed Interest Common Investment Fund. Mr Prescott is a member of the Court and of the Finance & Investment Committee of the Worshipful Company of Coopers.

Alastair Laing CA MBA

Appointed a director in November 2013. Mr Laing joined CG Asset Management Limited in 2011 and has been co-manager of the Company since that time. Mr Laing joined CG Asset Management Limited from Hg Capital LLP (a pan-European private equity fund) and previously worked with the mergers and acquisitions team at Deloitte LLP. Mr Laing was educated at Edinburgh University and was an MBA Scholar at London Business School. He is a member of the Chartered Institute of Accountants of Scotland.

Jean Matterson MCSI

Appointed a director in May 2015. Miss Matterson is a partner of Rossie House Investment Management in Edinburgh which specialises in private client portfolio management with particular emphasis on investment trusts. She was previously with Stewart Ivory & Co Ltd for 20 years, as an investment manager and director. She is the Chairman and non-executive director of Pacific Horizon Investment Trust plc and a non-executive director of BlackRock Throgmorton Trust plc.

Robin Archibald BCom CA

Appointed a director in May 2015. He qualified as a chartered accountant in 1983 and subsequently worked with Samuel Montagu, SG Warburg Securities, NatWest Wood Mackenzie and as partner and corporate financier with the corporate finance division of a Scottish accountancy firm. He was head of corporate finance and broking of Winterflood Investment Trusts until 2013. Since the early nineties, he has concentrated on advising and managing transactions in the UK closed-ended funds sector and he continues to do so through StockBridge Advisers, a corporate finance boutique. He is a non-executive director and audit chairman of Albion Technology and General VCT plc, a non-executive director of Ediston Property Investment Company plc and Henderson European Focus Trust plc and Chairman of the Stewart Ivory Financial Education Trust, an Educational charity.

Investment manager

CG Asset Management Limited

25 Moorgate, London EC2R 6AY
Tel.: 020 7131 4987

Established in 2000. The company currently has three clients: Capital Gearing Trust plc, the Capital Gearing Portfolio Fund Plc and the CG Portfolio Fund plc with total funds under management of £1.4 billion.

Custodian

Northern Trust

50 Bank Street, Canary Wharf, London E14 5NT
Tel.: 020 7982 2000

Company secretary and administrator

Steven Cowie BA CA

Personal Assets Trust Administration Company Limited

10 St Colme Street, Edinburgh EH3 6AA
E-mail: company.secretary@capitalgearingtrust.com

Registered office

Waterfront Plaza, 8 Laganbank Road, Belfast BT1 3LR

AIC

Association of Investment Companies

www.theaic.co.uk

Registrar

Computershare Investor Services Plc

The Pavilions, Bridgwater Road, Bristol BS13 8AE

Banker

Danske Bank Limited

Donegall Square West, Belfast BT1 6JS

Independent auditors

PricewaterhouseCoopers LLP

Waterfront Plaza, 8 Laganbank Road, Belfast BT1 3LR

Corporate Stockbroker

JP Morgan Cazenove

20 Moorgate, London EC2R 6DA

Governance Report (continued)

Directors' Report

The directors present the annual report and financial statements of Capital Gearing Trust P.L.C. for the year ended 5 April 2016.

Company status

The Company is an investment company as defined by section 833 of the Companies Act 2006 and operates as an investment trust in accordance with Chapter 4 of Part 24 of the Corporation Tax Act 2010 (the "CT Act"). This legislation provides conditions that the Company must meet in respect of each accounting period for which it seeks to be classified as an investment trust. A breach of Chapter 4 of Part 24 of the CT Act could lead to the Company being subject to capital gains tax on its investments. Following changes to the rules with effect from 1 January 2012, the Company no longer has to seek approval as an investment trust under section 1158 of the CT Act each year, but had to make a one-off application for approval as an investment trust.

The Company received confirmation from the HM Revenue and Customs that it was accepted as an approved investment trust with effect from 6 April 2014, provided that it continues to meet the eligibility conditions for section 1158 and the ongoing requirements for approved companies in the Investment Trust (Approved Company) (Tax) Regulations 2011. The Company will continue to conduct its affairs as an investment trust. The Company does not fall within the definition of a 'close company' under the CT Act.

Revenue and dividend

The net return attributable to ordinary shareholders for the financial year was £503,000 (2015: £785,000).

The Board recommends the payment of a dividend of 20p per Ordinary share for the year ended 5 April 2016, (2015: 20p) for approval by shareholders at the forthcoming annual general meeting. The dividend will be payable on 22 July 2016 to shareholders on the register of members on 10 June 2016, the associated ex-dividend date being 9 June 2016. Final dividends should not be accrued in the financial statements under FRS 102 unless they are approved by shareholders before the balance sheet date. As such, the amount recognised in the 2016 financial statements comprises the 2015 final dividend.

Net asset value per Ordinary share

The net assets per 25p Ordinary share of the Company were valued at 3,382.0p, compared with 3,297.6p as at 5 April 2015.

Share capital and share repurchases

The Company's share capital comprises 3,191,062 Ordinary shares of 25p each nominal value. The voting rights of the Ordinary shares on a poll are one vote for each share held. As at 5 April 2016, 3,190,981 Ordinary shares were in issue (2015: 2,926,906) and 81 shares were held in treasury (2015: nil).

There are no:

- a) restrictions on transfer of or in respect of the voting rights of the Company's shares;
- b) agreements, known to the Company, between holders of securities regarding the transfer of such shares; or
- c) special rights with regard to control of the Company attaching to any such shares.

During the year ended 5 April 2016 9,450 Ordinary shares were purchased and held in treasury and 9,369 Ordinary shares of 25p each re-issued from treasury. As at the date of this report the issued share capital consisted of 3,400,378 Ordinary shares of 25p each and no shares were held in treasury. Whilst the shares are held in treasury no dividends are paid on them and they have no voting rights.

Management and contracts

Investment manager

The Company's investments are managed by CG Asset Management Limited ("CGAM") under an agreement dated 6 April 2014. Under this agreement, CGAM receives an annual investment management fee of 0.60% of the gross assets of the Company up to £120m, based on quarterly valuations and payable quarterly in arrears, as detailed in note 3 to the financial statements on page 41. The agreement is terminable on six months' notice, and in the event of termination otherwise than at the end of a quarter, the Company shall pay to CGAM a due proportion of the fee for the period ended on the termination of the agreement, calculated by reference to the gross assets of the Company as at the date of termination. No other compensation would arise in the event of termination.

The investment manager operates under an investment policy and guidelines drawn up by the Board as detailed on page 6. Any proposed deviation from this policy is required to be discussed with and agreed by the Board or by the Chairman where authority is required between Board meetings. In addition, the investment manager presents a report at each Board meeting detailing compliance with the policy during the preceding quarter and outlining any instances where approval for investment decisions was sought from either the Board or the Chairman.

Performance, evaluation and the continuing appointment of the investment manager

The directors, sitting as the Management and Engagement Committee, held a detailed review into the investment strategy adopted by the investment manager on 21 April 2015. The performance of the investment manager during the year and the contractual arrangements with the investment manager were discussed at a Board meeting on 25 May 2016. Mr Laing, as a director of the investment manager, was not present during the course of the discussion at the Board meeting.

In reviewing the investment manager's performance, the directors consider the following:

- adherence to the pre-agreed investment policy and guidelines as prescribed by the Board;
- whether the strategy adopted by the investment manager has been and continues to be consistent with the aim of providing growth in net asset value in absolute terms;

Governance Report (continued)

Directors' Report

Management and contracts continued

- the asset value performance achieved in the year under review as well as over the longer term and whether this satisfies the investment objectives as communicated to shareholders;
- performance comparison to a selected peer group; and
- compliance and administration competence.

Based on investment performance over the year, the independent directors concluded on 25 May 2016 that the continuing appointment of the investment manager on the existing terms is in the best interests of the shareholders as a whole.

Custodian

The Northern Trust Company was appointed on 22 September 2011 to provide custodial services for the portfolio. Pursuant to the terms of this agreement, The Northern Trust Company receives a safe-keeping fee and transaction fees which vary by market, subject to a minimum fee of £12,000 per annum. Termination of the custody agreement requires one month's written notice.

Corporate secretarial, administrative and accounting services

Personal Assets Trust Administration Company Limited ("PATAAC") was appointed by the Company in 2015 to provide company secretarial, administrative and accounting services. After an initial 12 month period to 22 July 2016, this agreement may be terminated on three months' notice, and PATAAC receives an annual fee of £135,000 exclusive of VAT for these services. The fees are recalculated annually in line with the increase in the Consumer Price Index for the preceding 12 month period.

Details of the fees paid during the year, including those paid to Northern Trust, PATAAC and the previous Company Secretary, are recorded in note 4 of the financial statements on page 41.

Creditor payment policy

It is the Company's payment policy to obtain the best possible terms for all business. Whilst following no formal code, the Company settles all its investment transactions within the time frames indicated in the markets in which it operates, generally within one week of the transaction. Other expenses are paid within 30 days in the normal course of business or under agreed terms with suppliers. At the year end, creditors represented 65 days (2015: 60 days).

Going concern

The Company's investment objectives and business activities, together with the main trends and factors likely to affect its future development and performance, are described in the Board's Strategic Report. The financial position of the Company, including its cash flows and liquidity positions, is also described in the Strategic Report and financial statements. Note 17 to the financial statements describes the Company's processes for managing its capital, its financial risk management objectives, details of its financial instruments and its exposures to market price, interest rates, foreign currency, credit and liquidity risk. The directors believe that the Company is well placed to manage its business risks successfully and consider that the Company has adequate resources, an appropriate financial structure and suitable management arrangements in place to continue in operational existence. For this reason, they continue to adopt the going concern basis in preparing the annual report and accounts. The directors do not consider that there are any material uncertainties to the Company's ability to continue to adopt this approach over a period of at least twelve months from the date of approval of these financial statements.

Viability statement

The Board has carried out a robust assessment of the principal risks facing the Company including those that would threaten its business model, future performance, solvency or liquidity. The Board has drawn up a risk map of the risks facing the Company and has put in place appropriate processes and controls in order to mitigate these risks as far as practicable. The principal risks which have been identified, and the steps taken by the Board to manage these, are detailed on page 7.

The Company is a long-term investor and the Board believes it is appropriate to assess the Company's viability over a three year period in recognition of our investment manager's long-term horizon and also what we believe to be investors' horizons, taking account of the Company's current position and the potential impact of the principal risks and uncertainties as shown on page 7 of this annual report.

The Directors also took into account the liquidity of the portfolio when considering the viability of the Company over the next three years and its ability to meet liabilities as they fall due.

The Directors do not expect there to be any significant change in the principal risks that have been identified and the adequacy of the controls in place. Also the Directors do not envisage any change in strategy or objectives or any events that would prevent the Company from continuing to operate over that period as the Company's assets are liquid, its commitments are limited and the Company intends to continue to operate as an investment trust. The Directors believe that only a substantial financial crisis affecting the global economy could have an impact on this assessment.

Based on this assessment, the Directors have a reasonable expectation that the Company will be able to continue in operation and meet its liabilities as they fall due over the next three years.

Political and charitable contributions

No contributions were made during the year for political or charitable purposes (2015: nil).

Greenhouse gas emissions

As the Board has engaged external firms to undertake the investment management, secretarial and custodial activities of the Company, the Company has no greenhouse gas emissions to report from its operations, nor does it have responsibility for any other emissions-producing sources under the Companies Act 2006 (Strategic Report and Directors' Reports) Regulations 2013.

Governance Report (continued)

Directors' Report

Whistleblowing policy

As the Company has neither executive directors nor employees, a formal whistleblowing policy has not been adopted. However the Board has agreed a procedure by means of which any directors or employees of external service-providers can bring to the attention of the Chairman or Senior Independent Director matters of concern to them.

Directors' indemnity

The Company has directors' and officers' liability insurance in place for all directors, which is reviewed periodically. Subject to the provisions of UK legislation, the Company's articles of association provide the directors with a qualifying third-party indemnity provision against costs which they may incur relating to the defence of any proceedings brought against them arising out of their positions as directors, in which they are acquitted or judgment is given in their favour by the courts, as defined by section 234 of the Companies Act 2006. The qualifying third-party indemnity provision was in force throughout the financial year and at the date of approval of the annual report.

Conflicts of interest

In line with the Companies Act 2006, the Board has the power to authorise any potential conflicts of interest that may arise and impose such limits or conditions as it thinks fit. A register of interests and potential conflicts is maintained and is reviewed at every Board meeting to ensure all details are kept up to date. Appropriate authorisation is sought prior to the appointment of any new director or if any new conflicts or potential conflicts arise.

Directors

The directors of the Company who held office at 5 April 2016 and at the date of approval of this report are set out on page 12, together with their biographies. The former chairman Mr T R Pattison retired at the conclusion of the 2015 AGM on 8 July 2015. Directors' interests in the shares of the Company are set out in the Directors' Remuneration Report on page 28.

Retirement and re-election of directors

The following directors will retire at the forthcoming AGM and, being eligible, will be proposed for re-election.

Mr Meek offers himself for re-election in accordance with Principle 3 of the AIC Code as he has served as a director for more than nine years.

Mr Prescott offers himself for re-election in accordance with the articles of association of the Company.

In accordance with Principle 3 of the AIC Code Mr Laing will next offer himself for re-election in 2017 and Miss Matterson and Mr Archibald in 2018.

After due consideration of the results of the performance evaluation, the Board confirms that they are content that the performances of Mr Meek and Mr Prescott continue to be effective and demonstrate commitment to their role, including the necessary commitment of time for Board and committee meetings and other duties as required. The Board believes that the re-election of Mr Meek and Mr Prescott is in the best interests of the Company and its shareholders.

Directors' meeting attendance

The number of meetings held during the year from 6 April 2015 to 5 April 2016 and the directors' attendance is detailed below.

	Board	Audit Committee	Management Engagement Committee
Mr E G Meek	4/4	3/3	1/1
Mr G A Prescott	4/4	3/3	1/1
Mr A L Laing	4/4	3/3	N/A
Miss J G K Matterson	3/3	2/2	N/A
Mr R Archibald	3/3	2/2	N/A

All directors attended the 2015 AGM.

Substantial shareholders

During the year to 5 April 2016, the Company received notification of interest in the company's shares from Investec Wealth and Investment and Schroders plc. These interests together with any non-discretionary holdings are included in the following table.

Since 5 April 2016 to the date of this report, the Company has been informed by Smith and Williamson of an increase in its notifiable Ordinary Share class holdings.

Governance Report (continued)

Directors' Report

At 5 April 2016, persons with a significant direct or indirect holding of shares in the company were as follows:

Name	Number of Ordinary shares	Issued Share Capital Held
Smith & Williamson	474,331	14.86%
R P A Spiller	305,675	9.58%
D R Hunter	217,000	6.80%
Alliance Trust Savings	198,354	6.22%
Schroders Private Banking	178,208	5.58%
Pictet	140,125	4.39%
Barclays Personal Investment Management	136,272	4.27%
Brewin Dolphin Securities	106,677	3.34%
Investec Wealth and Investment	105,857	3.32%
Integrated Finance Arrangements	102,857	3.22%

Other statutory information

The following information is disclosed in accordance with the Companies Act 2006:

- Details of the significant direct or indirect holdings of the Company's shares are shown in the substantial shareholders table on page 15 and 16;
- The rules on the appointment and replacement of the directors are set out in the Company's articles of association (the "Articles"). Any change to the Articles would be governed by the Companies Act 2006;
- Subject to the provisions of the Companies Act 2006, to the Articles, and to any directions given by special resolution, the business of the Company shall be managed by the directors who may exercise all the powers of the Company. The powers shall not be limited by any special power given to the directors by the Articles and a meeting of the directors at which a quorum is present may exercise all powers exercisable by the directors. The directors' powers to issue and buy back shares, in force at the year end, are recorded on page 17; and
- There are no agreements:
 - (i) to which the Company is a party that might affect its control following a takeover bid; and/or
 - (ii) between the Company and its directors concerning compensation for loss of office.

Corporate Governance

Full details are given in the Corporate Governance Statement on pages 18 to 22. The Corporate Governance Statement forms part of this Directors' Report.

Bribery Act 2010

The Company has zero tolerance towards bribery and is committed to carrying out business fairly, honestly and openly. The investment manager also adopts a zero tolerance approach and has policies and procedures in place to prevent bribery.

Annual general meeting (the "AGM")

The following is important and requires your immediate attention. If you are in any doubt as to the action you need to take, please seek advice from your stockbroker, bank manager, solicitor, accountant or other financial advisor authorised under the Financial Services and Markets Act 2000.

If you have sold or transferred all your Ordinary shares in the Company, please send this document, but not the accompanying form of proxy, to the purchaser/transferee or to the stockbroker, bank or other agent through whom the sale or transfer was affected.

The AGM of the Company will be held on 7 July 2016 at 11am at the offices of PricewaterhouseCoopers LLP, 1 Embankment Place, London, WC2N 6RH. The formal notice of such is set out on pages 51 to 53. Resolutions relating to items of noteworthy and/or special business as detailed below will be proposed at the AGM.

Resolutions 6 and 7 – Re-election of directors

The Board has noted the recommendation in the AIC Code of Corporate Governance that non-executive directors serving longer than nine years be subject to annual re-election. Accordingly, Mr Meek will offer himself for re-election at this year's AGM. As noted earlier, the Board subscribes to the AIC Code view that length of tenure is not necessarily an issue, rather the directors' contribution, their ability and assertion of their authority. The directors are conscious of the benefits of continuity on the Board and believe that retaining directors with sufficient experience of both the Company and the markets is of great benefit to shareholders. Moreover, long-serving directors are less likely to take a short-term view. This opinion is based on the following assessment of Mr Meek's contribution to the operation of the Board.

Mr Meek is a former investment banker and stockbroker, with significant experience in senior financial roles, including previous appointments as an executive director and a non-executive chairman for publicly listed companies. His knowledge and experience are of great value to the Board.

Mr Prescott having been elected in 2013 will retire by rotation at the AGM and being eligible offers himself for re-election. Mr Laing, having been elected in 2014, will next retire by rotation at the AGM in 2017. Miss Matterson and Mr Archibald having been elected in 2015 will next retire by rotation in 2018.

The Board recommends that Mr Meek and Mr Prescott be re-elected.

Governance Report (continued)

Directors' Report

Resolutions 10 and 11 – Directors' authority to allot shares and disapply pre-emption rights

At the AGM held on 8 July 2015 (the "2015 AGM"), the directors were given the authority until the date of the following AGM to allot up to 975,635 Ordinary shares and to disapply pre-emption rights in respect of up to 292,690 of these shares. At a general meeting on 11 April 2016 the directors were given further authority to disapply pre-emption rights in respect of 318,356 Ordinary shares. Details of the shares issued under these authorities can be found in note 12 on page 45.

At this year's AGM, the directors are seeking authority to allot up to 1,113,459 Ordinary shares, in aggregate a nominal value of £283,364.75, representing one third of the issued share capital as at the date of this report. The directors are also seeking to disapply pre-emption rights in respect of the allotment of up to 10% of the issued share capital of the Company (equivalent to 340,037 Ordinary shares at the date of this report with an aggregate nominal value of £85,009.25), including any shares which have been bought back as treasury shares.

The Board recognises institutional investor guidelines which state that non pre-emptive issues should be limited to a maximum of 10% (an increase of 5% of issued share capital, with the additional 5% being used only in connection with an acquisition or specified capital investment being announced contemporaneously with the issue).

However, the Board believes that a degree of flexibility is appropriate in circumstances where issuance of equity securities on a non pre-emptive basis would be in the interests of the Company and its shareholders.

Resolution 12 – Authority to make market purchases of the Company's shares

At the 2015 AGM, the directors were given the authority until the date of the following AGM to buy back up to 438,743 Ordinary shares (14.99% of the issued share capital at the date of the 2015 AGM). Details of the shares bought back under this authority can be found in note 12 on page 45.

At this year's AGM, the directors are seeking authority to buy back up to 509,716 Ordinary shares (14.99% of the issued share capital at the date of this report) for cancellation or holding up to 10% in treasury, for re-sale into the market during more favourable market conditions at values equal or at a premium to NAV.

If approved, the powers as detailed above and in the formal notice of the AGM will expire at the 2017 AGM unless previously renewed, varied or revoked by the Company in general meeting. These powers will be exercised only if the Board is of the opinion that it would result in an enhancement to the NAV per share of the company and therefore have a positive effect on shareholder funds.

Resolution 13 – Notice of general meeting

At the Company's 2015 AGM, a resolution was passed to allow the Company to call a general meeting other than an AGM on at least 14 clear days' notice. Such shareholder authority must be renewed annually, and must exclude AGMs, which can only be held on 21 clear days' notice. Without such shareholder authority, all general meetings need 21 clear days' notice.

The Board considers it prudent to retain the ability to call general meetings other than AGMs on the shorter notice period of 14 clear days, and this resolution seeks such approval from the shareholders.

Recommendation

The directors consider that all the resolutions detailed in the formal notice are in the best interests of the Company and the shareholders taken as a whole and therefore unanimously recommend to shareholders that they vote in favour of each resolution, as the directors intend to in respect of their own holdings.

Statutory auditor

The Audit Committee is satisfied that PricewaterhouseCoopers LLP is independent of the Company. A resolution to re-appoint PricewaterhouseCoopers LLP as the Company's auditors will be put to shareholders at the forthcoming AGM.


Directors' statement as to disclosure of information to auditors

The directors who were members of the Board at the time of approving the Directors' Report are listed on page 12. Each director in office at the date of this report confirms that:

- to the best of each director's knowledge and belief, there is no information relevant to the preparation of their report of which the Company's auditors are unaware; and
- each director has taken all the steps a director might reasonably be expected to have taken to be aware of relevant audit information and to establish that the Company's auditors are aware of that information.

This information is given and should be interpreted in accordance with the provisions of section 418 of the Companies Act 2006.

By order of the Board


Steven Cowie BA CA
Company Secretary
31 May 2016

Governance Report (continued)

Corporate Governance Statement

The Board has considered the principles and recommendations of the AIC Code of Corporate Governance (the "AIC Code") by reference to the AIC Corporate Governance Guide for investment companies (the "AIC Guide"). The AIC Code is endorsed by the Financial Reporting Council, and as explained by the AIC Guide, addresses all the principles set out in the UK Corporate Governance Code, whilst setting out additional principles and recommendations on issues that are of specific relevance to the Company.

The Board believes that the AIC Code, which incorporates the UK Corporate Governance Code, provides the most appropriate governance framework for the Company. Accordingly, we report against the principles and recommendations of the AIC Code by reference to the AIC Guide, as this should provide better information to shareholders. The February 2015 edition of the AIC Code and AIC Guide are applicable to the year under review and can be found at www.theaic.co.uk.

The UK Corporate Governance Code includes provisions relating to the role of the chief executive, executive directors' remuneration and the need for an internal audit function. For the reasons set out in the AIC Code and as explained in the UK Corporate Governance Code, the Board considers that these provisions are not relevant to the position of the Company, being an externally managed investment company. In particular, the Company's day-to-day management and administrative functions are outsourced to third parties. As a result, the Company has no executive directors, employees or internal operations and has therefore not reported further in respect of these provisions.

The following table demonstrates how the principles of the 2015 AIC Code and relevant provisions of the UK Corporate Governance Code have been applied and explains those recommendations which were not followed during the year.

Principle	Company Compliance
1. The chairman should be independent	<p>Mr Meek is the current Chairman of the Board and has served on the Board for 12 years. The Board subscribes to the AIC Code view that the director's contribution is the issue, rather than the length of service. The Board believes that Mr Meek is independent in character and judgement and is free of relationships which may create a conflict of interest between his own and the shareholders' interests. The directors are conscious of the benefits of continuity on the Board and believe that retaining a chairman with sufficient experience of both the Company and the markets is of great benefit to shareholders, as is the likelihood of a long-serving director to take a longer-term view.</p> <p>Mr Prescott is the senior independent director ("SID") and is available to shareholders as a channel of communication if they have concerns in respect of which contact through the channel of the Chairman is inappropriate.</p>
2. A majority of the Board should be independent of the manager.	<p>The Board comprises five non-executive directors, all of whom are considered to be independent in both character and judgement, and with the exception of Mr Laing, all are considered to be independent of the Company's investment manager. Independence questionnaires are completed annually by each director other than Mr Laing, and reviewed by the Chairman and by the Board as a whole. With regard to the length of tenure, as noted above, the Board subscribes to the AIC's belief that, in the case of investment companies, lengthy service on a Board does not compromise independence from the manager and that therefore long-serving directors can form part of an independent majority. In light of the benefits of Board continuity, long-term vision and retention of sufficient experience of both the Company and the markets, the Board believes that the achievement of a balance of newly serving and long-serving directors is of great benefit to shareholders.</p>
3. Directors should be submitted for re-election at regular intervals. Nomination for re-election should not be assumed but be based on disclosed procedures and continued satisfactory performance.	<p>Directors are initially appointed for a three-year term, following which they are subject to re-election by shareholders at the intervals specified in the Company's articles of association and in accordance with good governance practice. Those directors serving for more than nine years are subject to annual re-election. Board support for re-election is based on the outcome of an annual performance evaluation. The performance of each director and nominations for re-election are discussed by the Board as a whole in the absence of the director in question.</p>
4. The Board should have a policy on tenure which is disclosed in the annual report.	<p>Subject to annual re-election and the need to refresh its membership from time to time, the Board is of the opinion that the term of office of individual directors should be determined by the Board's judgement of their continuing effectiveness and performance. No limit is placed on the age or length of service of the directors by the Board or by the articles of association. The Board does not consider that age or tenure should prevent a director from being regarded as independent from the investment manager.</p> <p>No director has a contract of employment with the Company. Directors' terms and conditions for appointment are set out in letters of appointment which are available for inspection at the registered office of the Company and will be on display at the AGM.</p>
5. There should be full disclosure of information about the Board.	<p>The directors' biographies can be found on page 12; details of their interests in shares and meeting attendance are on pages 28 and 15 respectively. The directors' remuneration report is set out on pages 27 and 28. The Board's policy is to establish committees where appropriate, and has accordingly established an Audit Committee and a Management Engagement Committee. Owing to the small size of the Board, the directors do not feel it necessary to establish a separate remuneration or nomination committee at present. The functions of remuneration and nomination are carried out by the Board as a whole as part of the agenda of regular Board meetings.</p>

Governance Report (continued)

Corporate Governance Statement

Principle	Company Compliance
<p>6. The board should aim to have a full balance of skills, experience, length of service and knowledge of the company.</p>	<p>The directors' biographies on page 12 demonstrate the breadth of investment, commercial and professional experience relevant to their positions as directors of the Company. The independence, contribution and performance of each Board member are evaluated annually and the process incorporates analysis of the balance and composition of the Board. It is the directors' measured opinion that the Board displays the necessary balance of skills, experience, length of service and knowledge of the Company.</p>
<p>7. The board should undertake a formal and rigorous annual evaluation of its own performance and that of its committees and individual directors.</p>	<p>Evaluation questionnaires in respect of the performance of individual directors, the Audit Committee, the Board as a whole and the actions of the Board in conjunction with its advisors are completed annually by each member of the Board, then externally collated. The performance of the Company as a whole is considered in detail at each Board meeting. Furthermore all independent directors complete an evaluation of the investment manager within the Management Engagement Committee. Within the evaluation process, each director is encouraged to raise any concerns for the Board to act upon. The company secretary analyses and presents the results, whilst the Board as a whole examines the evaluation results and discusses areas for change or improvement. The performance of the Board, the Audit Committee and the Chairman are considered separately, and the Chairman is not present during the course of the discussion concerning his own evaluation.</p> <p>The Chairman and the SID confirm that the performance of each director continues to be effective and demonstrates his or her commitment to the role. This includes time for ad hoc communications throughout the year in addition to formal Board and committee meetings. Mr Meek is offering himself for re-election at the Company's forthcoming AGM, whilst Mr Prescott is offering himself for re-election, having last been re-elected in 2013. It is considered that each of them merit re-election by shareholders.</p>
<p>8. Director remuneration should reflect their duties, responsibilities and the value of their time spent.</p>	<p>The results of the performance evaluations in respect of the year ended 5 April 2016 were analysed at a meeting of the Board on 25 May 2016. No material issues were identified from this review. The evaluation process itself is examined and refreshed periodically to ensure optimal rigour and practical outcomes.</p> <p>Directors' remuneration is reviewed by the Board as a whole on an annual basis. The Board determines and approves directors' fees following proper consideration, having regard to the level of fees payable to non-executive directors in the industry generally, the role that individual directors fulfil in respect of Board and committee responsibilities, the time committed to the Company's affairs, and activity during the period in question.</p> <p>The Company's articles of association currently limit the aggregate fees payable to the Board to a total of £100,000 per annum. Detailed information on the remuneration arrangements for the directors of the Company can be found in the Directors' Remuneration Report on page 27.</p>
<p>9. The independent directors should take the lead in the appointment of new directors and the process should be disclosed in the annual report.</p>	<p>The directors have determined that, owing to the size of the Board, there is no requirement for a separate nomination committee at present. The Board annually reviews its size and structure, and is responsible for succession planning. The Board has an open mind regarding the use of external recruitment consultants or internal process, and has, in the past, chosen to combine both routes to ensure best practice. The Board believes that diversity of experience and approach amongst Board members is of great importance and it is the Company's policy to give careful consideration to issues of Board balance when making new appointments.</p> <p>The Board seeks to search for candidates and make appointments based on merit, against objective criteria and with due regard for the benefits of diversity on the Board. It also assesses the roles of the existing directors in office to ensure that there continues to be a balanced Board in terms of skills, knowledge, experience and diversity, as well as planning for efficient succession and the progressive refreshing of the Board.</p>
<p>10. Directors should be offered relevant training and induction.</p>	<p>On appointment, directors are provided with key information on their responsibilities and duties as directors, together with relevant background information on the Company and its activities and an induction to the work of the investment manager. Further appropriate training is arranged where this is considered necessary.</p> <p>In addition, each director is encouraged to seek ongoing training opportunities, both in relation to his or her office with the Company and otherwise. In the annual Board evaluation process each director, together with the Chairman, considers if appropriate training has been undertaken.</p> <p>All directors have access to the advice and services of the company secretary who is responsible to the Board for ensuring that Board procedures are followed and that applicable rules and regulations are complied with. The Board has an established procedure, whereby directors, in the furtherance of their duties, may seek independent professional advice at the Company's expense. Directors are updated regularly on statutory, regulatory and industry matters and internal controls, and changes affecting directors' responsibilities are advised to the Board as they arise.</p>

Governance Report (continued)

Corporate Governance Statement

Principle

Company Compliance

11. The chairman (and the Board) should be brought into the process of structuring a new launch at an early stage.

12. Boards and managers should operate in a supportive, co-operative and open environment.

13. The primary focus at regular Board meetings should be a review of investment performance and associated matters such as gearing, asset allocation, marketing/investor relations, peer group information and industry issues.

14. Boards should give sufficient attention to overall strategy.

15. The Board should regularly review both the performance of, and contractual arrangements with, the manager (or executives of a self-managed company).

16. The Board should agree policies with the manager covering key operational issues.

17. Boards should monitor the level of the share price discount or premium (if any) and, if desirable, take action to reduce it.

Not applicable to the Company at present.

The Board meets quarterly and additionally as necessary to review the overall business of the Company, as well as to consider matters specifically reserved for it. Detailed information is provided by the investment manager, administrator and company secretary at each meeting, enabling the directors to monitor the Company's investment performance and other matters of relevance. Details of the numbers of Board and committee meetings held during the financial year and the attendance record of each director are shown on page 15.

The Board is responsible for the effective stewardship of the Company's affairs. Certain strategic issues are monitored by the Board at meetings against a framework which has been agreed with the investment manager, as the Board supervises the management of the investment portfolio, contractually delegated to the investment manager.

In order to enable them to discharge their responsibilities, all directors have full and timely access to relevant information from the company secretary and other advisors, as appropriate. At each meeting, the investment manager presents an update on the investment performance of the Company and a compliance report. The Board reviews the Company's investment performance and considers financial analyses and other reports of an operational nature. The directors thereby monitor compliance with the Company's objectives and ensure adherence to the investment policy, or authorise any policy changes where appropriate.

The company secretary attends all Board and committee meetings and advises the Board, through the Chairman, on all matters relating to Board procedures and corporate governance.

The Board considers and discusses the performance, investment mandate, strategy and continuation of the Company at every Board meeting.

The Board has established a Management Engagement Committee ("MEC"), which comprises the four independent directors and is chaired by Mr Meek. The performance of and contractual arrangements with the investment manager are evaluated annually and discussed by the MEC to ensure the continued suitability of CGAM to manage the Company's portfolio. To this end the investment management agreement is reviewed and updated periodically so that its terms remain competitive, fair and in the best interests of the shareholders. Details of the items considered in the evaluation of the investment manager and the rationale for the continuance of the contract can be found on pages 13 and 14.

The investment manager CGAM operates under an investment policy and within guidelines drawn up by the Board. The guidelines set out parameters within which the investment manager operates, including the overall investment strategy of the Company. Any proposed deviation from the guidelines is required to be discussed with and agreed by the Board or by the Chairman on the Board's behalf where authority is required between meetings.

CGAM reports at every Board meeting on the performance of the Company and submits a statement of compliance with the investment policy. The Board monitors the investment manager's performance and adherence to the policy and regularly discusses the Company's investment strategy.

Unless specifically directed by the Board, the investment manager has the authority to vote the shares held in the investee companies in the best interests of the Company and will bring to the attention of the Board any matters requiring direction or of a contentious nature. The investment manager broadly supports the principles of the Financial Reporting Council's Stewardship Code, and a statement of its position on each of the seven principles of the Stewardship Code can be found on its website: www.cgasset.com.

The Board pays close attention to the level of discount and premium to net asset value and gives careful consideration to the most appropriate means of optimising the situation for shareholders, given the stated objectives of the Company. During the year the Board implemented a discount/premium management policy to minimise volatility. Details of the shares issued and bought back during the year can be found in note 12 on page 45.

Governance Report (continued)

Corporate Governance Statement

Principle	Company Compliance
<p>18. The Board should monitor and evaluate other service providers.</p>	<p>In addition to investment management, the Board has delegated to external third parties the custodial services (which include the safeguarding of assets), the day-to-day accounting, company secretarial services, payroll and registration services. Each contract was entered into after full and proper consideration of the quality and cost of the services offered, including the control systems in operation insofar as they relate to the affairs of the Company. These contracts and internal control systems are reviewed and evaluated annually by the Board to ensure their continued competitiveness and efficacy. During the year, following a substantial review of its service providers, the Board appointed Personal Assets Trust Administration Company Limited to provide administrative, accounting and company secretarial services.</p>
<p>19. The Board should regularly monitor the shareholder profile of the company and put in place a system for canvassing shareholder views and for communicating the Board's views to shareholders.</p>	<p>Shareholder relations are accorded a high priority by both the Board and the investment manager. All shareholders have the opportunity to attend and vote at the AGM, at which a presentation is made by the investment manager following the business of the meeting. Shareholders have the opportunity to address questions to the Chairman and the Chairman of the Audit Committee and the directors are available to discuss key issues affecting the Company. All shareholders are encouraged to attend the AGM.</p> <p>The Board reviews large transactions within the shareholder register as they occur and at Board meetings where required. Informal communications with major shareholders continue to be maintained by the Chairman and/or investment manager in order that the Board has an understanding of their views on the Company. In addition, every director is always available to discuss issues of concern raised by any of the shareholders.</p> <p>It is the intention of the Board that the annual report and accounts and notice of the AGM be issued to shareholders so as to provide at least twenty working days' notice of the AGM. Shareholders and others wishing to contact the Board are invited to do so by writing to the company secretary at the registered address given on page 12 or via the Company website at www.capitalgearingtrust.com. All meetings between the manager and shareholders are reported to the Board</p>
<p>20. The Board should normally take responsibility for, and have a direct involvement in, the content of communications regarding major corporate issues even if the manager is asked to act as spokesman.</p>	<p>The Board is directly involved in and responsible for communications on major corporate issues.</p>
<p>21. The Board should ensure that shareholders are provided with sufficient information for them to understand the risk:reward balance to which they are exposed by holding the shares.</p>	<p>The prime medium by which the Company communicates with shareholders is through the interim and annual reports which aim to provide shareholders with a clear understanding of the Company's activities and their results. This information is supplemented by the daily calculation of the NAV of the Company's shares, monthly and quarterly portfolio updates, together with the full portfolio list at each half-year and year end, which are published on the London Stock Exchange and the Company's website. The annual report and interim report are posted to each shareholder, and are also available on the Company's website. All information provided is considered to be a useful update for shareholders and others taking an interest in the Company.</p> <p>The annual report sets out the responsibilities reserved for the Board and those delegated to the investment manager, and records the Board's consideration of the performance of the investment manager over the year.</p>

Internal controls

The Board has overall responsibility for the Company's systems of internal controls and for reviewing their effectiveness. In common with the majority of investment trusts, the Board has determined that the most efficient and effective management of the Company is achieved by the directors determining the investment strategy, and the investment manager being responsible for the day-day investment management decisions on behalf of the Company. Accounting, company secretarial and custodial services have also been delegated to organisations that are specialists in these areas, and which can provide, because of their size and specialisation, economies of scale, segregation of duties and all that is required to provide proper systems of internal control within a regulated environment.

As the Company has no employees and its operational functions are undertaken by third parties, the Audit Committee does not consider it necessary for the Company to establish its own internal audit function. Instead, the Audit Committee examines internal control reports received from its principal service-providers to satisfy itself as to the controls in place. The internal controls aim to ensure that assets of the Company are safeguarded, proper accounting records are maintained, and the financial information used within the business and for publication is reliable.

Governance Report (continued)

Corporate Governance Statement

Control of risks identified, covering financial, operational, compliance and risk management, is embedded in the controls of the Company by a series of regular investment performance statements, financial and risk analyses, investment manager reports and control reports. Key risks have been identified and controls put in place to mitigate them, including those not directly the responsibility of the manager. The effectiveness of the internal controls is assessed on a continuing basis by the manager, the custodian and the company secretary. Each maintains its own system of internal controls, and the Board and Audit Committee receive regular reports from them. The control systems are designed to provide reasonable, but not absolute, assurance against material misstatement or loss and to manage, rather than eliminate, risk of failure to achieve objectives.

It is a requirement that the Board monitors the Company's risk management and internal controls systems, and, at least annually, carries out a review of their effectiveness. The Board has established a process for identifying, evaluating and managing the principal risks faced by the Company in accordance with the Financial Reporting Council's guidance document "Guidance on Risk Management, Internal Control and Related Financial and Business Reporting". Business risks have also been analysed by the Board and recorded in a risk map that is reviewed regularly. The Board confirms that no significant failings or weaknesses were identified from the ongoing review of the efficacy of internal controls during the year. These controls have been in place throughout the period under review and up to the date of signing the accounts.

Management Engagement Committee

A Management Engagement Committee was established in 2013, comprises all the independent directors of the Company and is chaired by Mr Meek. The Committee meets at least once a year to consider the remuneration of the investment manager and to review the terms of the investment management contract.


Compliance with the recommendations of AIC Code and UK Corporate Governance Code

Subject to the exceptions explained in the forgoing table and paragraphs, during the financial year the Company has complied with the recommendations of the 2015 AIC Code and the relevant provisions of the UK Corporate Governance Code.

Matters reserved for the Board

The Board has a formal schedule of matters specifically reserved for its decision, which are categorised under various headings, including strategy, management, structure, capital, financial reporting, internal controls, gearing, asset allocation, share price discount, contracts, investment policy, finance, risk, investment restrictions, performance, corporate governance and Board membership and appointments.

By order of the Board


Steven Cowie BA CA
Company Secretary
31 May 2016

Governance Report (continued)

Audit Committee Report

Dear Shareholder,

As Chairman of the Company's Audit Committee (the "Committee") I am pleased to present the Committee's report to shareholders for the year ended 5 April 2016.

This report presents an opportunity to show more clearly the range of work that the Committee has considered and the judgements it has exercised. The Committee, which met in full three times during the year, has continued to support the Board in fulfilling its oversight responsibilities, reviewing the financial reporting process, the systems of internal control and management of risk, the audit process and the Company's process for monitoring compliance with laws and regulations and its own code of business conduct.

Role and Responsibilities

The responsibilities of a company's audit committee are set out in the UK Corporate Governance Code and Disclosure and Transparency Rule 7.1. The key objective of the Committee is to provide assurance to the Board as to the effectiveness of the Company's internal controls and the integrity of its financial records and externally published results. In doing so, the Committee operates within its terms of reference, which are available on the corporate website at <http://www.capitalgearingtrust.com/the-board>, and are reviewed annually. It discharges the following key functions:

- The Committee meets at least three times a year to review the internal financial and non-financial controls, to consider the integrity of and recommend to the Board for approval the contents of the draft interim and annual reports to shareholders and related announcements;
- To review the accounting policies and significant financial reporting judgements;
- The Committee reviews the external auditors' independence, objectivity, effectiveness, appointment, remuneration, the quality of the services of the service-providers to the Company;
- Together with the investment manager, the Committee reviews the Company's compliance with financial reporting and regulatory requirements; and
- The Committee meets with representatives of the investment manager and receives reports on the quality and effectiveness of the accounting records and management information maintained on behalf of the Company.

Composition

The Audit Committee comprises myself as Chairman, Mr Meek, Miss Matterson and Mr Archibald, all of whom have recent and relevant financial experience from their senior management roles. I am a chartered accountant with substantial experience in senior financial roles in a number of business sectors. My biography and those of the other committee members can be found on page 12.

Significant issues considered regarding the annual report and financial statements

During the year, the Committee considered the significant issues and areas of key audit risk in respect of the Annual Report and Accounts. The Committee reviewed the external audit plan at an early stage and concluded that the appropriate areas of audit risk relevant to the Company had been identified and that suitable audit procedures had been put in place to obtain reasonable assurance that the financial statements as a whole would be free of material misstatements.

Governance Report (continued)

Audit Committee Report

The table below sets out the key areas of risk identified and also explains how these were addressed during the year to 5 April 2016.

Significant Issue	How the issue was addressed
Risk of fraud in revenue recognition, particularly as a result of investing in unlisted trusts.	The investment manager reported to the Committee that less than 1% of the Company's fund is invested in delisted investment trusts, with the values of these investments treated conservatively.
Potential for management override of controls	The Committee together with the Board have established clear lines of responsibility between the investment manager, custodian, company secretary and administrator and receive appropriate reports from them regarding the operation of those organisations controls.
Valuation, existence and ownership of investments	The valuation of investments is undertaken in accordance with the accounting policies disclosed in note 1 to the financial statement on page 39. Controls are in place to ensure that valuations are appropriate and existence is verified through custodian reconciliations. The external auditors test the value and existence of targeted investments.
AIFM Directive – registration under small internally managed AIF regime vs full scope	The investment manager has been instructed to manage its leveraged positions to comply with the sub-threshold regulations. The Committee regularly reviews and discusses the Company's position in relation to the AIFMD and is progressing the due diligence process with a view to appointing an AIFM under the full scope regime as and when necessary.
Going Concern	The content of the investment portfolio, trading activity, portfolio diversification and the cash balances are discussed at each meeting. After due consideration, the Committee concluded it was appropriate to prepare the Company's accounts on a going concern basis and made this recommendation to the Board. The relatively high level of liquidity of the portfolio was a key factor that led to this conclusion.
Compliance with sections 1158 and 1159 Corporation Tax Act 2010	Approval for the Company as an investment trust under sections 1158 and 1159 of the Corporation Tax Act 2010 for financial years commencing on or after 6 April 2012 has been obtained and ongoing compliance with the eligibility criteria is monitored on a regular basis.

2016 – 2017 Action plan

A number of similar matters will be considered again during the year to 5 April 2017, particularly those relating to the changing regulatory and economic environment, and the risks and opportunities so presented. Inevitably, the annual report and accounts and the interim statement will occupy much Committee time.

Auditor and audit tenure

The Company's current auditor, PricewaterhouseCoopers LLP ("PwC") have acted in this role for more than ten years. The Committee reviews the performance of the auditor on a regular basis, taking into consideration the services and advice provided to the Company and the fees charged for these services. The audit partner changes at least every five years. On the basis of the auditor's performance, the Audit Committee considers their on-going selection to be in the best interests of the Company and has recommended their continuing appointment to the Board.

There is currently no requirement for the contract to be put out to tender; however EU audit reform proposals have been approved which mean that in the future we will have to rotate our auditor every ten years: based on these proposals, we will be required to rotate our auditor by 2020. However, the Committee will continue to review the efficacy of the appointment of the auditor and, if thought appropriate, will recommend to the Board that the audit be put out to tender in advance of the mandatory rotation date.

There are no contractual obligations that restrict the Company's choice of auditor. The Audit Committee monitors the level of non-audit work carried out by the auditor and seeks assurances from the auditor that they maintain suitable policies and processes ensuring independence, and monitors compliance with the relevant regulatory requirements on an annual basis. The Company operates on the basis whereby the provision of non-audit services by the auditor is permissible where no conflict of interest arises, where the independence of the auditor is not likely to be impinged on by undertaking the work and the quality and objectivity of both the non-audit work and audit work will not be compromised.

The non-audit work carried out during the year related to tax advisory services. Fees paid in respect of these services were £17,000 excluding VAT (2015: £16,000). The fees paid to the external auditor are set out in note 4 on page 41. The fees for non-audit work carried out this year represent 74% of audit fees.

Representatives of PwC attend the Committee and subcommittee meetings at which the draft annual report and accounts are reviewed, and are given the opportunity to speak to the Committee members without the presence of the representatives of the manager. The Chairman of the Audit Committee will be present at the AGM to deal with questions relating to the accounts.

The auditors have indicated their willingness to continue in office and resolutions proposing their reappointment and authorising the directors to determine their remuneration for the ensuing year will be proposed at the AGM.

Governance Report (continued)

Audit Committee Report

Assessment of the efficacy of the external audit process

To assess the effectiveness of the external audit, the Audit Committee has adopted a framework in its review of the effectiveness of the external audit process and audit quality. This includes a review of the following areas:

- a) the quality of the audit engagement partner and the audit team;
- b) the expertise of the audit firm and the resources available to it;
- c) identification of areas of audit risk;
- d) planning, scope and execution of the audit;
- e) consideration of the appropriateness of the level of audit materiality adopted;
- f) role of the Board, the investment manager and third-party service providers in an effective audit process;
- g) communications by the auditor with the Audit Committee;
- h) how the auditor supports the work of the Audit Committee;
- i) how the audit contributes added value;
- j) a review of independence and objectivity of the audit firm; and
- k) the quality of the formal audit report to shareholders.

The Committee regularly reviews the effectiveness of the external audit process against these criteria, and is satisfied that audit quality continues to be sufficient to allow the Company to meet its obligations, and to gain value from the services provided.

Committee Evaluation

The Board conducts a formal annual review of the Committee's effectiveness, using an evaluation questionnaire. The outcome was positive with no significant concerns expressed.


Conclusions in respect of the annual report and financial statements

The production and the audit of the Company's Annual Report and Financial Statements is a comprehensive process requiring input from a number of different contributors. One of the key governance requirements of the Company's Annual Report and Financial Statements is that they are fair, balanced and understandable. The Board has requested that the Audit Committee advise on whether it considers that the Annual Report and Financial Statements fulfil these requirements, and that the Audit Committee has given consideration to the following:

- a) the comprehensive documentation that is in place setting out the controls over the production of the Annual Report and Financial Statements, including the verification processes in place to deal with the factual content;
- b) the comprehensive reviews that are undertaken at different levels in the production process of the Annual Report and Financial Statements, by the Investment Manager, the third party service providers responsible for accounting services and the Audit Committee that aim to ensure consistency and overall balance;
- c) the controls that are in place at the Investment Manager and third party service providers to ensure the completeness and accuracy of the Company's financial records and the security of the Company's assets; and
- d) the existence of satisfactory control reports that have been reviewed and reported on by external auditors to verify the effectiveness of the internal controls of the Investment Manager and the Company's third party service providers (Service Organisation Control (SOC 01) reports and Audit and Assurance Faculty (AAF) reports).

As a result of the work performed, the Committee has concluded that the Annual Report and Financial Statements for the year ended 5 April 2016, taken as a whole, are fair, balanced and understandable and provide the information necessary for shareholders to assess the Company's performance, position, business model and strategy and has reported on these findings to the Board. The Board's conclusions in this respect are set out in the Statement of Directors' Responsibilities on page 29.

George Prescott
Chairman
Audit Committee
31 May 2016



Governance Report (continued)

Directors' Remuneration Policy

This section provides details of the remuneration policy for the directors of the Company. All directors are non-executive, appointed under the terms of letters of appointment and none has a service contract. The Company has no employees.

The Board has prepared this report in accordance with the requirements of the Companies Act 2006. The shareholders approved the current remuneration policy at the annual general meeting in 2014. The Company has implemented the approved remuneration policy with effect from 5 April 2015. This policy, together with the directors' letters of appointment, may be inspected at the Company's registered office.

In accordance with the requirements of the Companies Act 2006, as the Board wishes to increase the limit on aggregate annual fees from £100,000 per annum to £150,000 per annum by amending the Company's articles of association, the policy set out below will be put to shareholders for approval at the annual general meeting in 2016.

The Board is composed wholly of non-executive directors who together consider and determine all matters relating to the directors' remuneration at the beginning of each financial year. A remuneration committee has not been formed as all the directors are non-executive. The directors are remunerated exclusively by fixed fees in cash. There are no performance related elements to the directors' fees and the Company does not operate any type of incentive, share scheme or pension scheme. Therefore, no directors receive bonus payments or pension contributions from the Company or hold options to acquire shares in the Company.

Company's policy on directors' remuneration

The Company's policy is that the remuneration of each director should be commensurate with the duties, responsibilities and time commitment of each respective role and consistent with the requirement to attract and retain directors of appropriate quality and experience. The remuneration should also be comparable to that of similar investment trusts within the AIC Flexible Investment Sector and other investment trusts which are similar in size and structure. No shareholder has expressed any views to the Company in respect of the remuneration policy and the directors' remuneration. The remuneration policy is not subject to employee consultation as the Company has no employees. As such, there are no employee comparative data to provide in relation to the setting of the remuneration policy of the directors.

The Board, at its discretion, shall determine directors' remuneration subject to the aggregate annual fees not exceeding the amount set out in the Company's articles of association from time to time. The current limit of the total aggregate annual fees payable is £100,000. This limit can be increased by ordinary resolution of the shareholders and a resolution to increase this limit to £150,000 will be proposed at the 2016 annual general meeting. Such remuneration is solely composed of directors' fees and directors are not eligible for any other remuneration for their duties. Fees for each financial year are agreed and approved by the Board at each January board meeting.

The Board will consider any comments received from shareholders on the remuneration policy on an ongoing basis and will take account of these views where appropriate. It is intended that this policy will remain in place for the following financial year and subsequent financial years.

Loss of office

A director may be removed from office without notice and no compensation will be due on loss of office.

Expenses

All directors are entitled to the reimbursement of reasonable out of pocket expenses incurred by them in order to perform their duties as directors of the Company.

Review of remuneration policy

The Board reviews the above policy at least annually to ensure that it remains appropriate.

Governance Report (continued)

Directors' Remuneration Report

This report is prepared in accordance with section 421 of the Companies Act 2006. The Company's auditors are required to report on certain information contained within this report. These elements are described below as 'audited'. The auditors' opinion is included within the auditors' report set out on pages 30 to 34. An ordinary resolution for the approval of this report will be put to the members at the forthcoming annual general meeting ("AGM") and every year thereafter.

No advice from remuneration consultants was received during the year.

The directors who served during the year received remuneration as detailed below and in note 5 to the financial statements on page 42.

The directors are remunerated exclusively by fixed fees in cash and do not receive bonus payments or pension contributions from the Company, hold options to acquire shares in the Company, or other benefits:

	2016 fees £	Other taxable benefits £	Performance related benefits £	Pension related benefits £
Chairman	25,000	n/a	n/a	n/a
Audit Committee Chairman	20,000	n/a	n/a	n/a
All other directors	18,000	n/a	n/a	n/a

The remuneration of the Chairman over the last five years ending 5 April 2016 is summarised below:

	Fees £	Other taxable benefits £	Performance related benefits £	Pension related benefits £
2016	£25,000	n/a	n/a	n/a
2015	£25,000	n/a	n/a	n/a
2014	£25,000	n/a	n/a	n/a
2013	£25,000	n/a	n/a	n/a
2012	£23,100	n/a	n/a	n/a

Single total figure of remunerations (audited)

The single total figure of remuneration for the board as a whole for the year ended 5 April 2016 was £98,362 (2015: £85,500). The single total figure table for the total remuneration of each director for the year ended 5 April 2016, together with the prior year's comparative, is set out in the table below:

Directors	Base salary		Total	
	2016 £	2015 £	2016 £	2015 £
Mr E G Meek (Chairman of the Board from 8 July 2015)	23,211	18,000	23,211	18,000
Mr G A Prescott (Chairman of the Audit Committee)	20,000	20,000	20,000	20,000
Mr A R Laing	18,000	18,000	18,000	18,000
Miss J G K Matterson (appointed 28 May 2015)	15,162	–	15,162	–
Mr R Archibald (appointed 28 May 2015)	15,162	–	15,162	–
Mr R P A Spiller (retired 11 July 2014)	–	4,500	–	4,500
Mr T R Pattison (retired 8 July 2015)	6,827	25,000	6,827	25,000
	98,362	85,500	98,362	85,500

No payments were made to any former directors other than the sum shown above in respect of Mr Pattison's service to 8 July 2015. No loss of office payments were made to any person who has previously served as a director of the Company at any time during the financial year ended 5 April 2016.

Governance Report (continued)

Directors' Remuneration Report

Directors and their interests (audited)

The directors in the office at 5 April 2016 and the number of shares in the Company over which they held an interest are listed below. The interests of each director include the interests of their connected persons:

	Ordinary shares of 25p each	
	5 April 2016	5 April 2015
Mr E G Meek Non-executive Chairman	14,834	12,334
Mr G A Prescott Non-executive Director and Senior Independent Non-executive Director	200	200
Mr A R Laing Non-executive Director and director of the investment manager	11,573	3,464
Miss J G K Matterson (appointed 28 May 2015) Non-executive Director	5,500	–
Mr R Archibald (appointed 28 May 2015) Non-executive Director	–	–

No changes in these holdings have been notified since 5 April 2016 up to the date of this report. The Company has no share options or any share schemes, and does not operate a pension scheme. None of the directors are required to own shares in the Company.

Mr Laing holds indirect voting rights over 158 shares in his pension scheme which are legally owned by Brewin Nominees Limited, and which were held by him prior to his appointment as a director.

Performance graphs

Graphs showing the Company's net asset value compared with the FTSE All-Share Index over the last ten years and over the period from 1986 to date are shown on pages 2 and 3. A graph comparing the Company's share price total return to shareholders over the last ten years, with the FTSE All-Share Index, is shown on page 3.

Actual expenditure by the Company on remuneration and distributions to shareholders for the current and prior year are detailed in the table below:

	2016	2015	% change
Remuneration paid to all directors	£98,362	£85,500	+15*
Distribution to shareholders by way of dividend**	£638,000	£585,000	+9

*Increase in 2016 remuneration paid to all directors attributable to the timing of directors' appointments and retirements.

**Dividend for 2016 comprises the final dividend proposed for the year but not yet paid (estimated on the number of shares in issue at 5 April 2016).

Statement of voting at the last Annual General Meeting

At the last AGM held on 8 July 2015, shareholders passed the resolutions to approve the Directors' Remuneration Report on a show of hands. Furthermore of the total 348,450 proxy votes cast, 348,450 were in favour and none were against. 150 votes were withheld. There were therefore no substantial shareholder votes against the resolutions at the Annual General Meeting in 2015. Should there be in the future, the directors will seek to discuss with relevant shareholders the reasons for any such vote and any actions in response will be disclosed in future reports.

Annual Statement

On behalf of the Board and in accordance with Part 2 of Schedule 8 of the Large and Medium-Sized Companies and Groups (Accounts and Reports) (Amendment) Regulations 2013, I confirm that the above Directors' Remuneration Report summarises as appropriate for the year ended 5 April 2016:

- the major decisions on directors' remuneration;
- any substantial changes relating to directors' remuneration made during the year; and
- the context in which those changes occurred and decisions were taken.

By order of the Board



Graham Meek
Chairman
31 May 2016

Governance Report (continued)

Directors' Responsibilities Statement in Respect of the Annual Report and the Financial Statements

The directors are responsible for preparing financial statements for each financial year. The directors are also required to prepare a strategic report, directors' report, directors' remuneration report and corporate governance statement in accordance with applicable law and regulations.

Company law requires the directors to prepare financial statements for each financial year. Under that law the directors have prepared the financial statements in accordance with United Kingdom Generally Accepted Accounting Practice (United Kingdom Accounting Standards and applicable law). Under company law, the directors must not approve the financial statements unless they are satisfied that they give a true and fair view of the state of affairs of the Company and of the net return of the Company for that year. In preparing these financial statements, the directors are required to:

- select suitable accounting policies and then apply them consistently;
- make judgements and accounting estimates that are reasonable and prudent;
- state whether applicable UK Accounting Standards have been followed, subject to any material departures disclosed and explained in the financial statements respectively; and
- prepare the financial statements on the going concern basis unless it is inappropriate to presume that the Company will continue in business.

The directors are responsible for keeping adequate accounting records that are sufficient to show and explain the Company's transactions and disclose with reasonable accuracy at any time the financial position of the Company and enable them to ensure that the financial statements and the directors' Remuneration Report comply with the Companies Act 2006. They are also responsible for safeguarding the assets of the Company and hence for taking reasonable steps for the prevention and detection of fraud and other irregularities.

The financial statements are published on the Company's website, www.capitalgearingtrust.com. The directors are responsible for the maintenance and integrity of the Company's website and financial information included within the website. The work carried out by the auditors does not involve consideration of these matters and, accordingly, the auditors accept no responsibility for changes that may have occurred to the financial statements since they were initially presented on the website. Legislation in the United Kingdom governing the preparation and dissemination of financial statements may differ from legislation in other jurisdictions.

Declaration

Each of the directors confirms that, to the best of his or her knowledge:

- the financial statements, which have been prepared in accordance with United Kingdom Generally Accepted Accounting Practice (United Kingdom Accounting Standards and applicable law), give a true and fair view of the assets, liabilities, financial position and net return of the Company; and
- the strategic report includes a fair review of the development and performance of the business and the position of the Company, together with a description of the principal risks and uncertainties that it faces.

In addition, each of the directors considers that the Annual Report, taken as a whole, is fair, balanced and understandable and provides the information necessary for shareholders to assess the Company's performance, position, business model and strategy.

For and on behalf of the Board

Graham Meek
Chairman
31 May 2016



Independent auditors' report to the members of Capital Gearing Trust P.I.c.

Report on the financial statements

Our opinion

In our opinion, Capital Gearing Trust P.I.c.'s financial statements (the "financial statements"):

- give a true and fair view of the state of the Company's affairs as at 5 April 2016 and of its profit and cash flows for the year then ended;
- have been properly prepared in accordance with United Kingdom Generally Accepted Accounting Practice; and
- have been prepared in accordance with the requirements of the Companies Act 2006.

What we have audited

The financial statements included within the Annual Report and Accounts (the "Annual Report") comprise:

- the Statement of Financial Position as at 5 April 2016;
- the Income Statement for the year then ended;
- the Cash Flow Statement for the year then ended;
- the Statement of Changes in Equity for the year then ended; and
- the notes to the financial statements, which include a summary of significant accounting policies and other explanatory information.

The financial reporting framework that has been applied in the preparation of the financial statements is United Kingdom Accounting Standards, comprising FRS 102 "The Financial Reporting Standard applicable in the UK and Republic of Ireland" (United Kingdom Generally Accepted Accounting Practice) and applicable law.

Our audit approach

Overview

- Overall materiality: £1,079,000 which represents 1% of net assets.
- The company is a standalone Investment Trust Company and engages CG Asset Management Limited (the 'Manager') to manage its assets.
- Personal Assets Trust Administration Company Ltd were appointed by the Company during the financial year to provide company secretarial, administrative and accounting services.
- We tailored the scope of our audit taking into account the types of investments within the Company, the involvement of the third parties referred to above, the accounting processes and controls, and the industry in which the Company operates.
- Risk of fraud in income recognition.
- Valuation and existence of investments.

The scope of our audit and our areas of focus

We conducted our audit in accordance with International Standards on Auditing (UK and Ireland) ("ISAs (UK & Ireland)").

We designed our audit by determining materiality and assessing the risks of material misstatement in the financial statements. In particular, we looked at where the directors made subjective judgements, for example in respect of significant accounting estimates that involved making assumptions and considering future events that are inherently uncertain. As in all of our audits, we also addressed the risk of management override of internal controls, including evaluating whether there was evidence of bias by the directors that represented a risk of material misstatement due to fraud.

The risks of material misstatement that had the greatest effect on our audit, including the allocation of our resources and effort, are identified as "areas of focus" in the table below. We have also set out how we tailored our audit to address these specific areas in order to provide an opinion on the financial statements as a whole, and any comments we make on the results of our procedures should be read in this context. This is not a complete list of all risks identified by our audit.

Independent auditors' report to the members of Capital Gearing Trust P.I.c. (continued)

Our audit approach continued

Area of focus

How our audit addressed the area of focus

Risk of fraud in income recognition

ISAs (UK & Ireland) presume there is a risk of fraud in income recognition because of the pressure management may feel to achieve total return in line with the objective of the company.

We focused on the accuracy and completeness of dividend income recognition and its presentation in the Income Statement as set out in the requirements of The Association of Investment Companies Statement of Recommended Practice (the 'AIC SORP'). This is because incomplete or inaccurate income could have a material impact on the company's net asset value.

We have focused on the accuracy of revenue journals from underlying investments, both income and capital, to ensure that income is accurately posted to the revenue accounts.

We assessed the accounting policy for income recognition for compliance with accounting standards and the AIC SORP and performed testing to check that income had been accounted for in accordance with this stated accounting policy.

We found that the accounting policies implemented were in accordance with accounting standards and the AIC SORP, and that income has been accounted for in accordance with the stated accounting policy.

We understood and assessed the design and implementation of key controls surrounding income recognition.

In addition, we tested dividend receipts by agreeing the dividend rates from a sample of investments to independent third party sources. No misstatements were identified. To test for completeness, we tested that the appropriate dividends had been received in the year by reference to independent data of dividends declared by a sample of investment holdings in the portfolio. Our testing did not identify any unrecorded dividends.

We tested the allocation and presentation of dividend income between the income and capital return columns of the Income Statement in line with the requirements set out in the AIC SORP.

The gains/losses on investments held at fair value comprise realised and unrealised gains/losses:

For realised gains/losses, we tested disposal proceeds by agreeing the proceeds to bank statements and sale agreements and we re-performed the calculation of a sample of realised gains/losses.

For unrealised gains/losses, we obtained an understanding of, and then tested the valuation process to ascertain whether these gains/losses were appropriately calculated.

No misstatements were identified by our testing which required reporting to those charged with governance.

Valuation and existence of investments

The investment portfolio at the year-end principally comprised listed equity investments valued at £97m

We focused on the valuation and existence of investments because investments represent the principal element of the net asset value as disclosed on the Statement of Financial Position in the financial statements.

We tested the valuation of the listed equity investments by agreeing the prices used in the valuation to independent third party sources. No misstatements were identified by our testing which required reporting to those charged with governance.

We tested the existence of the investment portfolio by agreeing the holdings for investments to an independent custodian confirmation from Northern Trust Company. No differences were identified.

How we tailored the audit scope

We tailored the scope of our audit to ensure that we performed enough work to be able to give an opinion on the financial statements as a whole, taking into account the accounting processes and controls, and the industry in which the Company operates.

The Company's accounting is delegated to the Administrator who maintain their own accounting records and controls and report to the Manager and the directors.

As part of our risk assessment, we assessed the control environment in place at both the Manager and the Administrator to the extent relevant to our audit. This assessment of the operating and accounting structure in place at both organisations involved obtaining and reading the relevant control reports issued by the independent auditor of the Manager and the Administrator in accordance with generally accepted assurance standards for such work. Following this assessment, we applied professional judgement to determine the extent of testing required over each balance in the financial statements and determined that testing of controls in place at the Administrator was not required because sufficient substantive testing was performed.

Independent auditors' report to the members of Capital Gearing Trust P.L.C. (continued)

Our audit approach continued

Materiality

The scope of our audit was influenced by our application of materiality. We set certain quantitative thresholds for materiality. These, together with qualitative considerations, helped us to determine the scope of our audit and the nature, timing and extent of our audit procedures on the individual financial statement line items and disclosures and in evaluating the effect of misstatements, both individually and on the financial statements as a whole.

Based on our professional judgement, we determined materiality for the financial statements as a whole as follows:

Overall materiality	£1,079,000 (2015: £965,000).
How we determined it	1% of net assets.
Rationale for benchmark applied	We have applied this benchmark, a generally accepted auditing practice for investment trust audits, in the absence of indicators that an alternative benchmark would be appropriate and because we believe this provides an appropriate and consistent year-on-year basis for our audit.

We agreed with the Audit Committee that we would report to them misstatements identified during our audit above £54,000 (2015: £48,000) as well as misstatements below that amount that, in our view, warranted reporting for qualitative reasons.

Going concern

Under the Listing Rules we are required to review the directors' statement, set out on page 29, in relation to going concern. We have nothing to report having performed our review.

Under ISAs (UK & Ireland) we are required to report to you if we have anything material to add or to draw attention to in relation to the directors' statement about whether they considered it appropriate to adopt the going concern basis in preparing the financial statements. We have nothing material to add or to draw attention to.

As noted in the directors' statement, the directors have concluded that it is appropriate to adopt the going concern basis in preparing the financial statements. The going concern basis presumes that the Company has adequate resources to remain in operation, and that the directors intend it to do so, for at least one year from the date the financial statements were signed. As part of our audit we have concluded that the directors' use of the going concern basis is appropriate.

However, because not all future events or conditions can be predicted, these statements are not a guarantee as to the Company's ability to continue as a going concern.

Other required reporting

Consistency of other information

Companies Act 2006 opinions

In our opinion:

- the information given in the Strategic Report and the Directors' Report for the financial year for which the financial statements are prepared is consistent with the financial statements.
- the information given in the Corporate Governance Statement set out on pages 18 to 22 with respect to internal control and risk management systems and about share capital structures is consistent with the financial statements.

ISAs (UK & Ireland) reporting

Under ISAs (UK & Ireland) we are required to report to you if, in our opinion:

- information in the Annual Report is:
 - materially inconsistent with the information in the audited financial statements; or
 - apparently materially incorrect based on, or materially inconsistent with, our knowledge of the Company acquired in the course of performing our audit; or
 - otherwise misleading.We have no exceptions to report.
- the statement given by the directors on page 29, in accordance with provision C.1.1 of the UK Corporate Governance Code ("the Code"), that they consider the Annual Report taken as a whole to be fair, balanced and understandable and provides the information necessary for members to assess the Company's position and performance, business model and strategy is materially inconsistent with our knowledge of the Company acquired in the course of performing our audit. We have no exceptions to report.
- the section of the Annual Report on pages 23 to 25, as required by provision C.3.8 of the Code, describing the work of the Audit Committee does not appropriately address matters communicated by us to the Audit Committee. We have no exceptions to report.

Independent auditors' report to the members of Capital Gearing Trust P.l.c. (continued)

The directors' assessment of the prospects of the Company and of the principal risks that would threaten the solvency or liquidity of the Company.

Under ISAs (UK & Ireland) we are required to report to you if we have anything material to add or to draw attention to in relation to:

- | | |
|---|--|
| <ul style="list-style-type: none">• the directors' confirmation on page 7 of the Annual Report, in accordance with provision C.2.1 of the Code, that they have carried out a robust assessment of the principal risks facing the Company, including those that would threaten its business model, future performance, solvency or liquidity. | We have nothing material to add or to draw attention to. |
| <ul style="list-style-type: none">• the disclosures in the Annual Report that describe those risks and explain how they are being managed or mitigated. | We have nothing material to add or to draw attention to. |
| <ul style="list-style-type: none">• the directors' explanation on page 14 of the Annual Report, in accordance with provision C.2.2 of the Code, as to how they have assessed the prospects of the Company, over what period they have done so and why they consider that period to be appropriate, and their statement as to whether they have a reasonable expectation that the Company will be able to continue in operation and meet its liabilities as they fall due over the period of their assessment, including any related disclosures drawing attention to any necessary qualifications or assumptions. | We have nothing material to add or to draw attention to. |

Under the Listing Rules we are required to review the directors' statement that they have carried out a robust assessment of the principal risks facing the Company and the directors' statement in relation to the longer-term viability of the Company. Our review was substantially less in scope than an audit and only consisted of making inquiries and considering the directors' process supporting their statements; checking that the statements are in alignment with the relevant provisions of the Code; and considering whether the statements are consistent with the knowledge acquired by us in the course of performing our audit. We have nothing to report having performed our review.

Adequacy of accounting records and information and explanations received

Under the Companies Act 2006 we are required to report to you if, in our opinion:

- we have not received all the information and explanations we require for our audit; or
- adequate accounting records have not been kept, or returns adequate for our audit have not been received from branches not visited by us; or
- the financial statements and the part of the Directors' Remuneration Report to be audited are not in agreement with the accounting records and returns.

We have no exceptions to report arising from this responsibility.

Directors' remuneration

Directors' Remuneration Report – Companies Act 2006 opinion

In our opinion, the part of the Directors' Remuneration Report to be audited has been properly prepared in accordance with the Companies Act 2006.

Other Companies Act 2006 reporting

Under the Companies Act 2006 we are required to report to you if, in our opinion, certain disclosures of directors' remuneration specified by law are not made. We have no exceptions to report arising from this responsibility.

Corporate governance statement

Under the Companies Act 2006 we are required to report to you if, in our opinion, a corporate governance statement has not been prepared by the Company. We have no exceptions to report arising from this responsibility.

Under the Listing Rules we are required to review the part of the Corporate Governance Statement relating to ten further provisions of the Code. We have nothing to report having performed our review.

Responsibilities for the financial statements and the audit

Our responsibilities and those of the directors

As explained more fully in the Directors' Responsibilities Statement in respect of the Annual Report and the Financial Statements set out on page 29, the directors are responsible for the preparation of the financial statements and for being satisfied that they give a true and fair view.

Our responsibility is to audit and express an opinion on the financial statements in accordance with applicable law and ISAs (UK & Ireland). Those standards require us to comply with the Auditing Practices Board's Ethical Standards for Auditors.

This report, including the opinions, has been prepared for and only for the Company's members as a body in accordance with Chapter 3 of Part 16 of the Companies Act 2006 and for no other purpose. We do not, in giving these opinions, accept or assume responsibility for any other purpose or to any other person to whom this report is shown or into whose hands it may come save where expressly agreed by our prior consent in writing.

Independent auditors' report to the members of Capital Gearing Trust P.l.c. (continued)

What an audit of financial statements involves

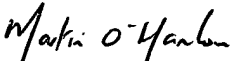
An audit involves obtaining evidence about the amounts and disclosures in the financial statements sufficient to give reasonable assurance that the financial statements are free from material misstatement, whether caused by fraud or error. This includes an assessment of:

- whether the accounting policies are appropriate to the Company's circumstances and have been consistently applied and adequately disclosed;
- the reasonableness of significant accounting estimates made by the directors; and
- the overall presentation of the financial statements.

We primarily focus our work in these areas by assessing the directors' judgements against available evidence, forming our own judgements, and evaluating the disclosures in the financial statements.

We test and examine information, using sampling and other auditing techniques, to the extent we consider necessary to provide a reasonable basis for us to draw conclusions. We obtain audit evidence through testing the effectiveness of controls, substantive procedures or a combination of both.

In addition, we read all the financial and non-financial information in the Annual Report to identify material inconsistencies with the audited financial statements and to identify any information that is apparently materially incorrect based on, or materially inconsistent with, the knowledge acquired by us in the course of performing the audit. If we become aware of any apparent material misstatements or inconsistencies we consider the implications for our report.



Martin O'Hanlon (Senior Statutory Auditor)

for and on behalf of

PricewaterhouseCoopers LLP

Chartered Accountants and Statutory Auditors

Belfast

31 May 2016

Income Statement

for the year ended 5 April 2016

	Note	Revenue £'000	Capital £'000	2016 Total £'000	Revenue £'000	Capital £'000	2015* Total £'000
Net gains on investments	9	-	3,067	3,067	-	4,736	4,736
Exchange (losses)/gains		-	(123)	(123)	-	454	454
Investment income	2	1,167	-	1,167	1,355	-	1,355
Gross return		1,167	2,944	4,111	1,355	5,190	6,545
Investment management fee	3	(238)	(357)	(595)	(224)	(337)	(561)
Other expenses	4	(421)	-	(421)	(345)	-	(345)
Net return on ordinary activities before tax		508	2,587	3,095	786	4,853	5,639
Tax (charge)/credit on net return on ordinary activities	6	(5)	5	-	(1)	37	36
Net return attributable to equity shareholders	15	503	2,592	3,095	785	4,890	5,675
Net return per Ordinary Share	8	16.91p	87.14p	104.05p	26.82p	167.07p	193.89p

The total column of this statement represents the income statement of the Company. The revenue return and capital return columns are supplementary to this and are prepared under guidance issued by the Association of Investment Companies.

All revenue and capital items in the above statement derive from continuing operations.

There are no gains or losses other than those recognised in the income statement and therefore no statement of comprehensive income has been presented.

*The 2015 comparatives have been restated after a prior period adjustment to reclassify a movement in an unrealised gain of £1,431,000 from exchange (losses)/gains to net gains on investment within the capital account. This restatement has no effect on the net return on ordinary activities before tax.

The notes on pages 39 to 50 form an integral part of these financial statements.

Statement of Changes in Equity

for the year ended 5 April 2016

	Note	Called-up share capital £'000	Share premium account £'000	Capital redemption reserve £'000	Capital reserve* £'000	Revenue reserve £'000	Total equity shareholders' funds £'000
Balance at 6 April 2014		731	12,107	16	76,974	1,484	91,312
Net return attributable to equity shareholders and total comprehensive income for the year		-	-	-	4,890	785	5,675
Dividends paid	7	-	-	-	-	(468)	(468)
Total transactions with owners recognised directly in equity		-	-	-	-	(468)	(468)
Balance at 5 April 2015		731	12,107	16	81,864	1,801	96,519
Balance at 6 April 2015		731	12,107	16	81,864	1,801	96,519
Net return attributable to equity shareholders and total comprehensive income for the year		-	-	-	2,592	503	3,095
Shares bought back into treasury		-	-	-	(309)	-	(309)
Shares issued from treasury		-	9	-	306	-	315
New shares issued		67	8,818	-	-	-	8,885
Dividends paid	7	-	-	-	-	(585)	(585)
Total transactions with owners recognised directly in equity		67	8,827	-	(3)	(585)	8,306
Balance at 5 April 2016		798	20,934	16	84,453	1,719	107,920

*The Capital reserve balance at 5 April 2016 includes unrealised gains on fixed asset investments of £10,301,000 (5 April 2015 – gains of £9,316,000). The balance at 6 April 2015 is restated after a prior period adjustment of a decrease in the realised gains of investments sold of £6,813,000 and an increase in the unrealised gains on fixed asset investments of £6,813,000. This restatement had no net impact on the Capital Reserve.

The notes on pages 39 to 50 form an integral part of these financial statements.

Statement of Financial Position

as at 5 April 2016

	Note	2016 £'000	2015 £'000
Fixed assets			
Investments held at fair value through profit or loss	9	97,065	87,748
Current assets			
Debtors	10	464	465
Cash at bank and in hand		10,756	8,737
		11,220	9,202
Creditors: amounts falling due within one year	11	(365)	(431)
Net current assets		10,855	8,771
Total assets less current liabilities		107,920	96,519
Capital and reserves			
Called-up share capital	12	798	731
Share premium account	13	20,934	12,107
Capital redemption reserve	13	16	16
Capital reserve	13	84,453	81,864
Revenue reserve	13	1,719	1,801
Total equity shareholders' funds	15	107,920	96,519
Net asset value per Ordinary Share	14	3,382.0p	3,297.6p

The financial statements on pages 35 to 50 were approved by the Board on 31 May 2016 and signed on its behalf by:



Graham Meek
Chairman

The notes on pages 39 to 50 form an integral part of these financial statements.

Cash Flow Statement

for the year ended 5 April 2016

	Note	2016 £'000	2015 £'000
Net cash outflow from operations before dividends and interest	16	(1,175)	(519)
Dividends received		510	661
Interest received		677	753
Net cash inflow from operating activities		12	895
Payments to acquire investments		(42,819)	(22,510)
Receipts from sale of investments		36,691	21,827
Net cash outflow from investing activities		(6,128)	(683)
Equity dividends paid	7	(585)	(468)
Repurchase of ordinary shares		(309)	-
Issue of ordinary shares		9,029	-
Net cash inflow/(outflow) from financing activities		8,135	(468)
Increase/(decrease) in cash and cash equivalents		2,019	(256)
Cash and cash equivalents at start of year		8,737	21
Reclassification of funds held by custodian from debtors to cash		-	8,972
Cash and cash equivalents at end of year		10,756	8,737
Increase/(decrease) in cash and cash equivalents		2,019	(256)
Cash and cash equivalents consist of cash at bank, and in hand		10,756	8,737

The notes on pages 39 to 50 form an integral part of these financial statements.

Notes to the Financial Statements

1 Accounting policies

a) Basis of accounting

Capital Gearing Trust P.L.C. is a public company limited by shares, is incorporated and domiciled in Northern Ireland and carries on business as an investment trust. Details of the registered office and company status can be found on pages 12 and 13 respectively.

The accounts are prepared in accordance with the Companies Act 2006, United Kingdom Generally Accepted Accounting Practice (Accounting Standards "UK GAAP") and the Statement of Recommended Practice "Financial Statements of Investment Trust Companies and Venture Capital Trusts" ("the SORP") issued by the Association of Investment Companies in November 2014 and which superseded the SORP issued in January 2009. All of the Company's operations are of a continuing nature.

The accounts have been prepared on a going concern basis under the historical cost convention, as modified by the revaluation of Investments held at fair value through profit or loss.

The Company has adopted Financial Reporting Standard (FRS) 102 "The Financial Reporting Standard applicable in the UK and Republic of Ireland" and the amended SORP, both of which became effective for periods beginning on or after 1 January 2015. FRS 102 replaces all extant standards applicable to the Company's accounts. As a result there are some presentational changes to the accounts but no change to the measurement of numbers.

The changes to these accounts required by FRS 102 and the amended SORP may be summarised briefly as follows:

- the reconciliation of movements in shareholders' funds has been renamed "Statement of changes in equity";
- the balance sheet has been renamed "Statement of financial position"; and
- a footnote has been added to note 13, indicating which of the Company's reserves are regarded as distributable.

The Company has early adopted an amendment to paragraph 34.22 of FRS 102, issued by the Financial Reporting Council in March 2016 regarding the categorisation of financial instruments into the fair value hierarchy in note 17. As a result of this amendment, the criteria used to allocate financial instruments into the three levels remain unchanged from prior years.

Estimates and judgements are continually evaluated and are based on historical experience and other factors, including expectations of future events that are believed to be reasonable under the circumstances.

There are no critical accounting estimates or judgements.

b) Valuation of investments

The Company's business is investing in financial assets with a view to profiting from their total return in the form of income and capital growth. This portfolio of financial assets is managed and its performance evaluated on a fair value basis in accordance with a documented investment strategy and information is provided internally on that basis to the Company's Board of Directors. Accordingly, upon initial recognition the investments are designated by the Company as "held at fair value through profit or loss". Investments are included initially at fair value which is taken to be their cost, including expenses incidental to purchase. Subsequently the investments are valued at fair value, which are quoted bid prices for investments traded in active markets. Where trading in the securities of an investee company is suspended, the investment is valued at the Board's estimate of its net realisable value.

All purchases and sales are accounted for on a trade date basis.

c) Accounting for reserves

Gains and losses on sales of investments and management fee and finance costs allocated to capital and any other capital charges are included in the Income Statement and dealt with in the capital reserve. Increases and decreases in the valuation of investments held at the year end and foreign exchange gains and losses on cash balances held at the year end are also included in the Income Statement and dealt with in the capital reserve. The cost of repurchasing the Company's own shares for cancellation including the related stamp duty and transaction costs is charged to the distributable element of the capital reserve.

d) Dividends

In accordance with FRS 102 the final dividend is included in the financial statements in the year that it is approved by shareholders.

Special dividends receivable have been taken to capital where relevant circumstances indicate that the dividends are capital in nature.

e) Income

Dividends receivable on listed equity shares are recognised on the ex-dividend date as a revenue return, and the return on zero dividend preference shares is recognised as a capital return.

Dividends receivable on equity shares where no ex-dividend date is quoted are recognised when the Company's right to receive payment is established.

Income from fixed-interest securities is recognised as revenue on a time apportionment basis so as to reflect their effective yield.

Income from securities where the return is linked to an inflation index is recognised on a time apportionment basis so as to reflect their effective yield, including the anticipated inflationary increase in their redemption value. The element of the total effective yield that relates to the inflationary increase in their redemption value is considered to represent a capital return, and is included in the Income Statement as such in accordance with the SORP. The amount recognised as a capital return on index-linked securities in the year was £287,000 (2015: £279,000).

Notes to the Financial Statements (continued)

1 Accounting policies continued

f) Expenses

All expenses include, where applicable, value added tax ("VAT"). Expenses are charged through the revenue account except when expenses are charged to capital reserve where a connection with the maintenance or enhancement of the value of the investments can be demonstrated. The investment management fees have been allocated 60% (2015: 60%) to capital and 40% (2015: 40%) to revenue, in line with the Board's expected long-term split of returns, in the form of capital gains and income respectively, from the investment portfolio of the Company.

g) Other financial instruments

Other debtors and creditors do not carry any interest, are short term in nature and initially recognised at fair value and then held at amortised cost, with debtors reduced by appropriate allowances for estimated irrecoverable amounts.

Cash at bank and in hand may comprise cash and demand deposits which are readily convertible to a known amount of cash and are subject to insignificant risk of changes in value.

h) Taxation

The charge for taxation is based on the net return for the year and takes into account taxation deferred because of timing differences between the treatment of certain items for taxation and accounting purposes.

Deferred tax is recognised in respect of all timing differences that have originated but not reversed at the balance sheet date where transactions or events that result in an obligation to pay more tax in the future or a right to pay less tax in the future have occurred at the balance sheet date.

A net deferred tax asset is recognised as recoverable and therefore recognised only when, on the basis of all available evidence, it can be regarded as more likely than not that there will be suitable taxable profits against which to recover carried forward tax losses and from which the future reversal of underlying timing differences can be deducted.

Deferred tax is measured at the average tax rates that are expected to apply in the years in which the timing differences are expected to reverse, based on tax rates and laws that have been enacted or substantively enacted by the balance sheet date. Deferred tax is measured on an undiscounted basis.

The tax effect of the allocation of expenditure between capital and revenue is reflected in the financial statements using the Company's effective rate of tax for the year.

i) Foreign currency

The results and financial position of the Company are expressed in pounds sterling, which is the functional and presentational currency of the Company. The directors, having regard to the currency of the Company's share capital and the predominant currency in which the Company operates, have determined the functional currency to be Sterling.

Transactions denominated in foreign currencies are recorded in the functional currency at actual exchange rates as at the date of the transaction. Monetary assets and liabilities denominated in foreign currencies at the year end are reported at the rates of exchange prevailing at the year end.

j) Capital reserve

The following are accounted for in this reserve:

- gains and losses on the realisation of investments;
- realised exchange differences of a capital nature;
- expenses (transaction and investment) and finance costs, together with the related taxation effect, charged to this reserve in accordance with the above policies;
- increases and decreases in the valuation of investments held at the year end; and
- unrealised exchange differences of a capital nature.

k) Repurchases of shares into Treasury and subsequent reissues

The cost of repurchasing shares into Treasury, including the related stamp duty and transaction costs is dealt with in the Statement of Changes in Equity. Share repurchase transactions are accounted for on a trade date basis. Where shares held in Treasury are subsequently cancelled, the nominal value of those shares is transferred out of "called-up share capital" and into "capital redemption reserve".

The sales proceeds of Treasury shares reissued are treated as a realised profit up to the amount of the purchase price of those shares and is transferred to capital reserves. The excess of the sales proceeds over the purchase price is transferred to "share premium".

2 Investment income

	2016 £'000	2015 £'000
Income from investments:		
Income from UK bonds	420	420
Income from UK equity and non-equity investments	483	411
Interest from overseas bonds	264	297
Interest from overseas equity and non-equity investments	–	227

Notes to the Financial Statements (continued)

Total income	1,167	1,355
	2016	2015
	£'000	£'000
Total income comprises:		
Dividends	483	638
Interest	684	717
	1,167	1,355
	2016	2015
	£'000	£'000
Income from investments comprises:		
Listed in the UK	903	831
Listed overseas	264	524
	1,167	1,355

3 Investment management fee

	Revenue £'000	Capital £'000	2016 Total £'000	Revenue £'000	Capital £'000	2015 Total £'000
Investment management fee	238	357	595	224	337	561

The Company's investment manager CG Asset Management Limited received an annual management fee equal to 0.60% (2015: 0.60%) of the gross assets of the Company. At 5 April 2016 £161,838 (2015: £144,680) was payable. The percentage allocation of the investment management fee charged to capital and revenue is 60:40 as explained further in note 1(f) on page 40. The terms of the investment manager are detailed on page 13.

4 Other expenses

	2016 £'000	2015 £'000
Administrative expenses:		
Portfolio administration and custody services	72	56
Fees payable to Company auditor for the audit of Company accounts	23	22
Fees payable to Company auditor for other services:		
Services relating to taxation compliance	13	12
Other taxation services	4	4
Directors' remuneration (note 5)	98	86
Company secretarial and accountancy services	127	106
General expenses	84	59
	421	345

The above expenses include irrecoverable VAT where appropriate.

5 Directors' remuneration

	2016 Total £'000	2015 Total £'000
The fees payable to the directors were as follows:		
Mr E G Meek	23	18
Mr T R Pattison (retired 8 July 2015)	7	25
Mr G A Prescott	20	20
Mr R P A Spiller (retired 11 July 2014)	-	5
Mr R A Archibald (appointed 28 May 2015)	15	-
Mr A R Laing	18	18
Miss J G K Matterson (appointed 28 May 2015)	15	-
	98	86

Mr R P A Spiller's and Mr A R Laing's fees are paid directly to their employer. The Company made no pension contributions (2015: Enil) in respect of directors and no pension benefits are accruing to any director (2015: Enil).

Notes to the Financial Statements (continued)

Mr A R Laing received remuneration totalling £48,203 (2015: £32,233) from CG Asset Management Limited in respect of its services to the Company. CG Asset Management Limited does not recharge this remuneration to the Company.

Details of transactions with CG Asset Management Limited, of which Mr R P A Spiller and Mr A R Laing are directors, are disclosed in notes 3 and 18. There were no other transactions with directors during the year.

6 Tax (charge)/credit on net return on ordinary activities

	Revenue £'000	Capital £'000	2016 Total £'000	Revenue £'000	Capital £'000	2015 Total £'000
Current tax:						
Corporation tax	(5)	5	-	(37)	37	-
Adjustment in respect of prior year:						
Foreign tax	-	-	-	36	-	36
Current tax charge/(credit) for the year	(5)	5	-	(1)	37	36

The tax assessed for the year is lower (2015: lower) than the standard rate of corporation tax in the UK of 20% (2015: 20%). The differences are explained below:

	Revenue £'000	Capital £'000	2016 Total £'000	Revenue £'000	Capital £'000	2015 Total £'000
Return on ordinary activities before taxation	508	2,587	3,095	786	4,853	5,639
Return on ordinary activities at the standard rate of UK corporation tax	102	517	619	157	971	1,128
UK franked dividends*	(97)	-	(97)	(120)	-	(120)
Capital returns*	-	(588)	(588)	-	(1,038)	(1,038)
Unrelieved loss for the year	-	66	66	-	30	30
Foreign tax	-	-	-	(36)	-	(36)
Current tax charge/(credit) for the year	5	(5)	-	1	(37)	(36)

*The Company is an Investment Trust Company as defined by section 833 of the Companies Act 2006 and these items are not subject to corporation tax within an Investment Trust Company.

No deferred tax liability has been recognised on unrealised gains on investments as it is anticipated that the Company will retain investment company status in the foreseeable future.

Potential deferred tax assets in respect of unrelieved management charges of £248,000 at 5 April 2016 (£182,000 at 5 April 2015) have not been recognised as the prospect for their recovery against future taxation liabilities is uncertain.

During the year there were no withholding tax refunds (2015: £39,000) in relation to prior years received from the Swiss tax authorities. Of the £39,000 received in 2015 £36,000 were credited to the income statement and £3,000 were offset against the existing corporation tax debtor.

7 Dividends paid

	2016 £'000	2015 £'000
Ordinary Shares		
2015 dividend paid 17 July 2015 (20.0p per share)	585	-
2014 dividend paid 17 July 2014 (16.0p per share)	-	468

The directors have recommended to shareholders a final dividend of 20p per share for the year ended 5 April 2016. If approved, this dividend will be paid to shareholders on 22 July 2016. This dividend is subject to approval by shareholders at the AGM and, therefore, in accordance with FRS 102, it has not been included as a liability in these financial statements. The total estimated dividend to be paid is £638,000 (based on the number of shares in issue at 5 April 2016).

	2016 £'000	2015 £'000
Revenue available for distribution by way of dividend for the year	508	785
Proposed final dividend of 20p for the year ended 5 April 2016	(638)	(585)
Undistributed revenue for purposes of Chapter 4 of Part 24 of the Corporation Tax Act 2010*	(130)	200

* Undistributed revenue comprises approximately 0.0% (2015: 14.8%) of income from investments of £1,167,000 (2015: £1,355,000).

Notes to the Financial Statements (continued)

8 Net return per Ordinary share

The net return per Ordinary share of 104.05p (2015: 193.89p) is based on the total net return after taxation for the financial year of £3,095,000 (2015: £5,675,000) and on 2,974,510 (2015: 2,926,906) Ordinary shares, being the weighted average number of Ordinary shares in issue in each year.

Revenue return per Ordinary share of 16.91p (2015: 26.82p) is based on the net revenue return on ordinary activities after taxation of £503,000 (2015: £785,000) and on 2,974,510 (2015: 2,926,906) Ordinary shares, being the weighted average number of Ordinary shares in issue in each year.

Capital return per Ordinary share of 87.14p (2015: 167.07p) is based on the net capital return for the financial year of £2,592,000 (2015: £4,890,000) and on 2,974,510 (2015: 2,926,906) Ordinary shares, being the weighted average number of Ordinary shares in issue in each year.

The Company does not have dilutive securities. Therefore the basic and diluted returns per share are the same.

Notes to the Financial Statements (continued)

9 Investments held at fair value through profit or loss

	2016 £'000	2015 £'000
Investments comprise –		
Listed investment companies:		
Ordinary shares UK	17,018	16,353
Ordinary shares Overseas	15,969	10,580
Zero Dividend Preference Shares UK	15,071	13,832
Zero Dividend Preference Share Overseas	8,890	5,403
Listed UK Government Bonds	14,916	13,281
Listed UK Non-Government Bonds	4,282	4,590
Listed Overseas Government Bonds	19,331	22,672
Listed Overseas Non-Government Bonds	1,588	1,037
	97,065	87,748
Cost of investments held at 6 April*	74,330	77,495
Unrealised appreciation at 6 April*	13,418	4,857
Fair value of investments held at 6 April	87,748	82,352
Additions at cost	42,768	22,661
Sales – proceeds	(36,518)	(22,001)
– net gains on sales	3,075	2,988
Movement in unrealised appreciation in the year	(8)	1,748
Fair value of investments held at 5 April	97,065	87,748
Book cost at 5 April	83,655	81,143
Unrealised appreciation at 5 April	13,410	6,605
	97,065	87,748
Disposals – realised gains	3,075	2,988
(Decrease)/increase in unrealised appreciation	(8)	1,748
Gains on investments	3,067	4,736

*The balances at 6 April 2015 are restated after a prior period adjustment of a decrease in realised gains on investments sold of £6,813,000 and an increase in the unrealised appreciation on fixed asset investments of £6,813,000. This restatement has no net impact on the fair value of investments held.

The geographical spread of investments is shown on page 9.

The Company's investment policy is detailed on page 6.

The total transaction costs on additions were £64,000 (2015: £45,000) and on sales £15,000 (2015: £15,000). These costs are included in the book cost of acquisitions and the net proceeds of sales.

10 Debtors

	2016 £'000	2015 £'000
Other debtors	171	173
Prepayments and accrued income	166	187
Corporation tax	127	105
	464	465

Notes to the Financial Statements (continued)

11 Creditors: amounts falling due within one year

	2016 £'000	2015 £'000
Other creditors	100	151
Accruals and deferred income	265	280
	365	431

12 Called-up share capital

	2016 £'000	2015 £'000
Allotted and fully paid		
At the beginning of the year: 2,926,906 Ordinary shares (2015: 2,926,906)	731	731
Allotted during the year: 264,156 Ordinary shares (2015: nil)	67	-
At the end of the year: 3,191,062 Ordinary shares (2015: 2,926,906)	798	731

During the year to 5 April 2016 there were 9,450 Ordinary shares of 25p each repurchased by the Company at a total cost of £309,000 and placed in treasury.

During the year to 5 April 2016 the Company re-issued 9,369 Ordinary shares of 25p each from treasury for proceeds totalling £315,000.

There were no shares repurchased by the Company nor were any shares re-issued from treasury during the year ended 5 April 2015.

During the year to 5 April 2016 there were 264,156 new Ordinary shares of 25p each issued by the Company for cash proceeds totalling £8,885,000. During the year to 5 April 2015 there were no new Ordinary shares issued by the Company.

No shares were purchased for cancellation during the year (2015: nil) and at the year end 81 shares were held in treasury (2015: nil).

13 Reserves

	Share premium account £'000	Capital redemption reserve £'000	Capital reserve* £'000	Revenue reserve £'000
Balance at 6 April 2015	12,107	16	81,864	1,801
Net return to equity shareholders	-	-	2,592	503
Shares bought back into treasury	-	-	(309)	-
Shares issued from treasury	9	-	306	-
Premium on new shares issued	8,818	-	-	-
Dividends paid (note 7)	-	-	-	(585)
Balance at 5 April 2016	20,934	16	84,453	1,719

*The Capital reserve balance at 5 April 2016 includes unrealised gains on fixed asset investments of £13,410,000 (6 April 2015 – gains of £13,418,000). The balance at 6 April 2015 is restated after a prior period adjustment of a decrease in the realised gains of investments sold of £6,813,000 and an increase in the unrealised gains on fixed asset investments of £6,813,000. This restatement had no impact on the Capital Reserve.

As at 5 April 2016 £71,043,000 (2015: £68,446,000) of the Capital Reserve is regarded as being available for distribution.

14 Net asset value per Ordinary share

The net asset value per Ordinary share and the net asset value attributable to each class of Ordinary share at the year end, calculated in accordance with the articles of association, were as follows:

Net asset value per Ordinary share attributable to

	2016 3,382.0p	2015 3,297.6p
Ordinary shares (basic)		

Net asset value attributable to

	2016 £'000	2015 £'000
Ordinary shares (basic)	107,920	96,519

The movements during the year in the net assets attributable to the Ordinary shares are detailed in note 15 on page 46.

Net asset value per Ordinary share is based on the net assets, as shown above, and on 3,190,981 (2015: 2,926,906) Ordinary shares, being the number of Ordinary shares in issue at the year end (excluding treasury shares).

Notes to the Financial Statements (continued)

15 Reconciliation of movements in shareholders' funds

	2016 £'000	2015 £'000
Opening equity shareholders' funds	96,519	91,312
Net proceeds on ordinary shares issued during the year	8,891	–
Net return for the financial year	3,095	5,675
Dividends paid (note 7)	(585)	(468)
Closing equity shareholders' funds	107,920	96,519

16 Reconciliation of net return on ordinary activities before finance costs and taxation to net cash outflow from operations before dividends and interest

	2016 £'000	2015 £'000
Net return on ordinary activities before finance costs and taxation	3,095	5,639
Less capital return on ordinary activities before finance costs and taxation	(2,587)	(4,853)
Decrease in prepayments and accrued income	1	–
Decrease in accruals and deferred income	(15)	(83)
Management fees charged to capital	(357)	(337)
Overseas withholding tax	(22)	16
Dividends received	(483)	(638)
Interest received	(684)	(717)
Realised (losses)/gains on foreign currency transactions	(123)	454
Net cash outflow from operations before dividends and interest	(1,175)	(519)

17 Financial instruments

The Company has the following financial instruments:

	2016 £'000	2015 £'000
Financial assets at fair value through profit or loss		
– Investments held at fair value through profit and loss	97,065	87,748
Financial assets that are debt instruments measured at amortised cost		
– Cash at bank and at hand	10,756	8,737
– Other debtors	171	173
– Accrued income	155	175
	11,082	9,085

	2016 £'000	2015 £'000
Financial liabilities measured at amortised cost		
– Other creditors	100	151
– Accruals	258	280
	356	431

The Company's financial instruments comprise:

- investment trust ordinary shares, investment trust capital shares, investment trust zero dividend preference shares, commodity funds and real estate, and fixed and index-linked securities that are held in accordance with the Company's investment objective;
- cash and liquid resources that arise directly from the Company's operations; and
- debtors and creditors.

The main risks arising from the Company's financial instruments are market price risk, interest rate risk, foreign currency risk and credit risk. The Board regularly reviews and agrees policies for managing each of these risks and they are summarised below.

Other debtors and creditors do not carry any interest and are short term in nature and accordingly are stated at their nominal value.

Notes to the Financial Statements (continued)

17 Financial instruments continued

Market price risk

Market price risk arises mainly from uncertainty about the future prices of financial instruments held. It represents the potential loss the Company might suffer through holding market positions in the face of price movements.

The Company invests in the shares of other investment companies. These companies may use borrowings or other means to gear their balance sheets which may result in returns that are more volatile than the markets in which they invest, and the market value of investment company shares may not reflect their underlying assets.

To mitigate these risks, the Board's investment strategy is to select investments for their fundamental value. Stock selection is therefore based on disciplined financial, market and sector analysis, with the emphasis on long-term investments. An appropriate spread of investments is held in the portfolio in order to reduce both the systemic risk and the risk arising from factors specific to a country or sector. The investment manager actively monitors market prices throughout the year and reports to the Board, which meets regularly to consider investment strategy. A list of the investments held by the Company is shown on pages 9 to 11. All investments are stated at bid value, which in the directors' opinion is equal to fair value.

Price risk sensitivity

The following table illustrates the sensitivity of the net return after taxation for the year and the net assets and net asset value per share to an increase or decrease of 5% in market prices. This level of change is considered to be reasonably possible based on an observation of current market conditions. The sensitivity analysis is based on the Company's investments at the balance sheet date with all other variables held constant.

	2016 5% increase in market prices £'000	2016 5% decrease in market prices £'000	2015 5% increase in market prices £'000	2015 5% decrease in market prices £'000
Income statement – net return after taxation				
Revenue return	(10)	10	(11)	11
Capital return	4,837	(4,837)	4,373	(4,373)
Total return after taxation	4,827	(4,827)	4,362	(4,362)
Net assets	4,827	(4,827)	4,362	(4,362)
Net asset value per Ordinary share	154.66p	(154.66)p	149.03p	(149.03)p

Interest rate risk

Bond and preference share yields, and as a consequence their prices, are determined by market perception as to the appropriate level of yields given the economic background. Key determinants include economic growth prospects, inflation, the Government's fiscal position, short-term interest rates and international market comparisons. The investment manager takes all these factors into account when making any investment decisions as well as considering the financial standing of the potential investee company.

Returns from bonds and preference shares are fixed at the time of purchase, as the fixed coupon payments are known, as are the final redemption proceeds. This means that if a bond is held until its redemption date, the total return achieved is unaltered from its purchase date. However, over the life of a bond the market price at any given time will depend on the market environment at that time. Therefore, a bond sold before its redemption date is likely to have a price different from its purchase level and a profit or loss may be incurred.

Interest rate sensitivity

The following table illustrates the sensitivity of the net return after taxation for the year and the net assets and net asset value per Ordinary share to an increase or decrease of 1% in regard to the Company's monetary financial assets and financial liabilities. The financial assets affected by interest rates are funds held by the custodian on deposit. There are no financial liabilities affected by interest rates. This level of change is considered to be reasonably possible based on an observation of current market conditions. The sensitivity analysis is based on the Company's monetary financial instruments at the balance sheet date with all other variables held constant.

	2016 1% increase in market prices £'000	2016 1% decrease in market prices £'000	2015 1% increase in market prices £'000	2015 1% decrease in market prices £'000
Income statement – net return after taxation				
Revenue return	86	(86)	70	(70)
Capital return	–	–	–	–
Total return after taxation	86	(86)	70	(70)
Net assets	86	(86)	70	(70)
Net asset value per Ordinary share	2.76p	(2.76)p	2.39p	(2.39)p

Notes to the Financial Statements (continued)

17 Financial instruments continued

The interest rate profile of the Company's assets at 5 April 2016 was as follows:

	Total (as per Balance Sheet) £'000	Floating rate £'000	Index- linked £'000	Other fixed rate £'000	Assets/ (liabilities) on which no interest is paid £'000	Weighted average interest rate %	Weighted average period for which rate is fixed (years)
Assets							
Investment trusts	56,947	-	-	-	56,947	-	-
UK index-linked government bonds	14,916	-	14,916	-	-	0.7	3.7
UK index-linked non-government bonds	1,067	-	1,067	-	-	0.7	4.6
UK non-government bonds	2,803	-	-	2,803	-	5.3	2.7
Overseas index-linked government bonds	19,331	-	19,331	-	-	0.9	5.2
Overseas non-government bonds	2,001	-	-	2,001	-	3.1	5.2
Invested funds	97,065	-	35,314	4,804	56,947		
Cash at bank	10,756	10,751	-	-	5	-	-
Other debtors	464	-	-	-	464	-	-
Liabilities							
Creditors	(365)	-	-	-	(365)	-	-
Total net assets	107,920	10,751	35,314	4,804	57,051		

The interest rate profile of the Company's assets at 5 April 2015 was as follows:

	Total (as per Balance Sheet) £'000	Floating rate £'000	Index- linked £'000	Other fixed rate £'000	Assets/ (liabilities) on which no interest is paid £'000	Weighted average interest rate %	Weighted average period for which rate is fixed (years)
Assets							
Investment trusts	39,208	-	-	-	39,208	-	-
UK index-linked government bonds	7,711	-	7,711	-	-	0.7	5.6
UK government bonds	5,570	-	-	5,570	-	1.8	0.8
UK non-government bonds	4,590	-	-	4,590	-	4.7	2.6
Overseas index-linked government bonds	18,112	-	18,112	-	-	1.0	6.3
Overseas government bonds	4,560	-	-	4,560	-	0.9	2.3
Overseas non-government bonds	1,037	-	-	1,037	-	2.6	5.3
Other equities	6,960	-	-	-	6,960	-	-
Invested funds	87,748	-	25,823	15,757	46,168		
Cash at bank	8,737	8,717	-	-	20	-	-
Other debtors	465	-	-	-	465	-	-
Liabilities							
Creditors	(431)	-	-	-	(431)	-	-
Total net assets	96,519	8,717	25,823	15,757	46,222		

Notes to the Financial Statements (continued)

17 Financial instruments continued

Fair value of financial assets and liabilities

All financial assets and liabilities are either included in the Balance Sheet at fair value or at a reasonable approximation of fair value.

FRS 102 requires financial instruments to be categorised into a hierarchy consisting of the three levels below. Note that the criteria used to categorise investments include an amendment to paragraph 34.22 of FRS 102, issued by the Financial Reporting Council in March 2016, and which the Company has early adopted.

Level 1: valued using unadjusted quoted prices in active markets for identical assets.

Level 2: valued using observable inputs other than quoted prices included within Level 1.

Level 3: valued using inputs that are unobservable.

The Company's assets that are measured at fair value through the Income Statement are investments in listed securities and are fair valued under level 1 of the fair value measurement hierarchy. The fair value of financial instruments traded in active markets is based on quoted market prices at the balance sheet date. A market is regarded as active if quoted prices are readily and regularly available from an exchange, dealer, broker, industry group, pricing service, or regulatory agency, and those prices represent actual and regularly occurring market transactions on an arm's length basis. The quoted market price used for financial assets held by the Company is the current bid price. These instruments are included in level 1 of the fair value measurement hierarchy.

Foreign currency risk

The Company's investments in foreign currency securities are subject to the risk of currency fluctuations. The investment manager monitors current and forward exchange rate movements in order to mitigate this risk. The Company's investments denominated in foreign currencies are:

	2016 Investments £'000	2016 Accrued interest £'000	2015 Investments £'000	2015 Accrued interest £'000
Canadian Dollar	-	-	618	5
Euro	-	-	174	-
US Dollar	22,035	47	20,881	32
Swedish Krona	2,219	13	2,883	16
Swiss Franc	47	-	2,587	15
Australian Dollar	45	-	47	-
	22,346	60	27,190	68

Foreign currency sensitivity

The following table illustrates the sensitivity of the net return after taxation for the year and the net assets and net asset value per Ordinary share to an increase or decrease of 10% in the rates of exchange of foreign currencies relative to Sterling. This level of change is considered to be reasonably possible based on an observation of current market conditions. The sensitivity analysis is based on the Company's foreign currency investments at the balance sheet date with all other variables held constant.

	2016 10% appreciation of Sterling £'000	2016 10% depreciation of Sterling £'000	2015 10% appreciation of Sterling £'000	2015 10% depreciation of Sterling £'000
Income statement – net return after taxation				
Revenue return	(21)	21	(42)	42
Capital return	(2,435)	2,435	(2,719)	2,719
Total return after taxation	(2,456)	2,456	(2,761)	2,761
Net assets	(2,456)	2,456	(2,761)	2,761
Net asset value per Ordinary share	(78.69)p	78.69p	(94.33)p	94.33p

Liquidity risk

Liquidity risk is not considered to be significant as the Company has no bank loans or other borrowings. All liabilities are payable within 3 months.

Notes to the Financial Statements (continued)

17 Financial Instruments continued

Credit risk

In addition to interest rate risk, the Company's investment in bonds, the majority of which are government bonds, is also exposed to credit risk which reflects the ability of a borrower to meet its obligations. Generally, the higher the quality of the issue, the lower the interest rate at which the issuer can borrow money. Issuers of a lower quality will tend to have to pay more to borrow money to compensate the lender for the extra risk taken. Investment transactions are carried out with a number of brokers whose credit standing is reviewed periodically by the investment manager. The investment manager assesses the risk associated with these investments by prior financial analysis of the issuing companies as part of his normal scrutiny of existing and prospective investments and reports regularly to the Board. Cash is held with a reputable bank with a high-quality external credit rating.

A further credit risk is the failure of a counterparty to a transaction to discharge its obligations under that transaction, which could result in a loss to the Company. The following table shows the maximum credit risk exposure.

Credit risk exposure

Compared to the Balance Sheet, the maximum credit risk exposure is:

	2016 Balance sheet £'000	2016 Maximum exposure £'000	2015 Balance sheet £'000	2015 Maximum exposure £'000
Fixed assets – listed investments at fair value through profit and loss	97,065	40,118	87,748	41,580
Debtors – amounts due from the custodian, dividends and interest receivable	326	326	348	348
Cash at bank	10,756	10,756	8,737	8,737
	108,147	51,200	96,833	50,665

Capital management policies and procedures

The Company's capital management objectives are:

- to ensure that it will be able to continue as a going concern; and
- to maximise the income and capital return to its equity.

The Company's capital at 5 April 2016 of £107,920,000 (2015: £96,519,000) comprises its equity share capital and reserves.

The Board, with the assistance of the investment manager, monitors and reviews the broad structure of the Company's capital on an ongoing basis. This review includes:

- the planned level of gearing, which takes into account the investment manager's views on the market;
- the need to buy back equity shares;
- the need for new issues of equity shares; and
- the extent to which revenue in excess of that which is required to be distributed should be retained.

The Company's objectives, policies and processes for managing capital are unchanged from the preceding accounting year. The Company is subject to externally imposed capital requirements:

- as a public company, the Company must have a minimum share capital of £50,000; and
- in order to pay dividends out of profits available for distribution, the Company must meet the capital restriction test imposed on investment companies by company law.

18 Related-party transactions

Related-party transactions with Mr A R Laing, director of the Company, for the year ended 5 April 2016 are disclosed in notes 3 and 5 to the financial statements. There were no other related-party transactions.

Notice of Annual General Meeting

NOTICE IS HEREBY GIVEN THAT the fifty third Annual General Meeting of the Company will be held at the offices of PricewaterhouseCoopers LLP, 1 Embankment Place, London WC2N 6RH on Thursday, 7 July 2016 at 11.00 a.m. for the following purposes:

Ordinary business

1. To receive the Report of the Directors and the audited accounts for the year ended 5 April 2016.
2. To approve the Directors' Remuneration Report for the year ended 5 April 2016, together with the report of the auditor thereon.
3. To approve that the maximum aggregate sum available for directors' fees shall be £150,000 per annum.
4. To approve the remuneration policy of the Company.
5. To declare a final dividend of 20 pence per ordinary share.
6. To re-elect Graham Meek as a director.
7. To re-elect George Prescott as a director.
8. To re-appoint PricewaterhouseCoopers LLP as auditors of the Company.
9. To authorise the directors to determine the remuneration of the auditors.

Special business

To consider and, if thought fit, pass the following resolutions, of which resolution 10 will be proposed as an ordinary resolution and resolutions 11 to 13 will be proposed as special resolutions:

Ordinary resolutions

Directors' authority to allot shares

10. THAT the directors be generally and unconditionally authorised, pursuant to section 551 of the Companies Act 2006 (the "Act"), to exercise all powers of the Company to allot relevant securities (within the meaning of section 551 of the Act) up to a maximum aggregate nominal value of £283,364.75 (being one third of the issued share capital of the Company at the date of the notice convening the meeting at which this resolution is proposed, and representing 1,113,459 Ordinary shares of 25p each), provided that such authority shall expire at the conclusion of the AGM of the Company to be held in 2017, unless previously revoked, varied or renewed by the Company in general meeting and provided that the Company shall be entitled to make, prior to the expiry of such authority, an offer or agreement which would or might require relevant securities to be allotted after such expiry and the Board may allot relevant securities pursuant to such offer or agreement as if the authority conferred hereby had not expired.

Special resolutions

Directors' authority to disapply pre-emption rights

11. THAT, the directors be and are hereby empowered pursuant to section 570 of the Companies Act 2006 (the "Act") to allot equity securities (within the meaning of section 560 of the Act) for cash pursuant to the authority conferred on them by resolution 10 above or otherwise as if section 561 of the Act did not apply to any such allotment, and be empowered pursuant to section 573 of the Act to sell relevant shares (within the meaning of section 560 of the Act) if, immediately before the sale, such shares were held by the Company as treasury shares (as defined in section 724 of the Act ("treasury shares")), for cash as if section 561 of the Act did not apply to any such sale, provided that this power shall be limited to the allotment of equity securities and the sale of treasury shares, in connection with and pursuant to:

- a) an offer of equity securities open for acceptance for a period fixed by the Board where the equity securities respectively attributable to the interests of holders of Ordinary shares of 25p each in the Company (the "Ordinary Shares") are proportionate (as nearly as may be) to the respective numbers of Ordinary Shares held by them but subject to such exclusions or other arrangements in connection with the issue as the Board may consider necessary, appropriate or expedient to deal with equity securities representing fractional entitlements or to deal with legal or practical problems arising in any overseas territory, the requirements of any regulatory body or stock exchange, or any other matter whatsoever; and
- b) otherwise than pursuant to sub-paragraph a) above, up to an aggregate nominal value of £85,009.25 or, if less, the number representing 10% of the issued share capital of the Company at the date of the meeting at which this resolution is proposed; and

this power shall expire at the conclusion of the AGM of the Company to be held in 2017, unless previously renewed, varied or revoked by the Company in general meeting and provided that the Company shall be entitled to make, prior to the expiry of such authority, an offer or agreement which would or might require equity securities to be allotted or treasury shares to be sold after such expiry and the Board may allot equity securities or sell treasury shares pursuant to such offer or agreement as if the power conferred hereby had not expired.

Authority to make market purchases of the Company's own shares

12. THAT the Company be and is hereby generally and unconditionally authorised in accordance with section 701 of the Companies Act 2006 (the "Act") to make market purchases (within the meaning of section 693 of the Act) of Ordinary shares of 25p each in the Company (the "Ordinary Shares"), provided that:

- a) the maximum aggregate number of Ordinary Shares to be purchased shall be 509,716 or, if less, the number representing 14.99% of the issued share capital of the Company at the date of the meeting at which this resolution is proposed;
- b) the minimum price which may be paid for an Ordinary Share shall be 25p;


Notice of Annual General Meeting (continued)

- c) the maximum price, excluding expenses, which may be paid for an Ordinary Share shall be an amount equal to the higher of
 - (i) 105% of the average of the middle market quotations for an Ordinary Share as derived from the Daily Official List of the London Stock Exchange for the five business days immediately preceding the day on which such purchase is made;
 - (ii) the higher of the last independent trade and the highest current independent bid relating to an Ordinary Share on the trading venue where the purchase is carried out;
- d) the authority hereby conferred shall expire at the conclusion of the AGM of the Company to be held in 2017 unless such authority is renewed prior to such time; and
- e) the Company may enter into a contract to purchase Ordinary Shares under this authority prior to the expiry of such which will or may be completed or executed wholly or partly after the expiration of such authority.

Notice of general meetings

13. THAT a general meeting other than an annual general meeting may be called on not less than 14 clear days' notice.

By order of the Board


Steven Cowie BA CA
Company Secretary

Registered Office:
Waterfront Plaza
8 Laganbank Road
Belfast BT1 3LR
31 May 2016

Location of Annual General Meeting

PricewaterhouseCoopers LLP
1 Embankment Place
London
WC2N 6RH

at 11.00 a.m. on Thursday, 7 July 2016

Nearest National Railway Stations:

London Charing Cross

Nearest London Underground Stations:

Charing Cross – Bakerloo and Northern Lines

Embankment – Bakerloo, Circle, District and Northern Lines

Notice of Annual General Meeting (continued)

Notes

1. Members are entitled to attend, speak and vote at the annual general meeting (the "AGM"). A member entitled to attend, speak and vote at the AGM is also entitled to appoint one or more proxies to attend, speak and vote instead of him/her. The proxy need not be a member of the Company. A member may appoint more than one proxy in relation to the AGM, provided that each proxy is appointed to exercise the rights attached to different shares.
2. A form of proxy is enclosed with this notice, together with a pre-paid reply envelope. Completion and return of such form of proxy or any CREST Proxy Instruction (as described in note 8 below) will not prevent a member from subsequently attending the AGM and voting in person if they so wish.
3. To be valid, the proxy form and any power of attorney or other authority under which it is signed, or a notarially certified copy of such power or authority, must be deposited at the offices of the Company's registrar (either using the reply envelope provided or delivered by post or by hand to Computershare Investor Services PLC, The Pavilions, Bridgwater Road, Bristol BS99 6ZY not later than 11.00 a.m. on 5 July 2016 (the "specified time"), or in the case of a poll taken more than 48 hours after it is demanded, not less than 24 hours before the time appointed for the taking of the poll at which the proxy is to be used. No account shall be taken of any part of any day that is not a working day.
4. A person who is not a member of the Company, but has been nominated by a member of the Company (the "relevant member") under section 146 of the Companies Act 2006 to enjoy information rights (the "nominated person"), does not have a right to appoint any proxies under note 1 above. A nominated person may have a right under an agreement with the relevant member to be appointed or to have somebody else appointed as a proxy for the AGM. If a nominated person does not have such a right, or has such a right and does not wish to exercise it, he may have a right under an agreement with the relevant member to give instructions as to the exercise of voting rights. It is important to remember that a nominated person's main contact in terms of their investment remains as the relevant member (or perhaps the custodian or broker who administers the investment) and a nominated person should continue to contact them (and not the Company) regarding any changes or queries relating to their personal details and holding (including any administration thereof). The only exception to this is where the Company writes to a nominated person directly for a response.
5. In the case of joint holders the vote of the senior who tenders the vote shall be accepted to the exclusion of the votes of the other joint holders. For this purpose, seniority shall be determined by the order in which the names stand in the register of members.
6. The Company, pursuant to section 360B of the Companies Act 2006 and to regulation 41 of the Uncertificated Securities Regulations 2001, specifies that only those members detailed in the register of members at the specified time shall be entitled to attend and vote at the AGM in respect of the number of shares registered in their name at that time. Changes to entries on the register of members after such time shall be disregarded in determining the rights of any person to attend and vote at the AGM. If the AGM is adjourned to a time not more than 48 hours after the time applicable to the original AGM, that time will also apply for the purpose of determining the entitlement of members to attend and vote. If however the AGM is adjourned for a longer period then, to be so entitled, members must be entered on the Company's register of members at the time which is 48 hours prior to the time fixed for such adjourned AGM.
7. Any corporation which is a member can appoint one or more corporate representatives who may exercise on its behalf all of its powers as a member provided that they do not do so in relation to the same shares.
8. CREST members who wish to appoint a proxy or proxies through the CREST electronic proxy appointment service may do so for the AGM and any adjournment(s) thereof by using the procedures described in the CREST Manual (available via www.euroclear.com/CREST). CREST personal members or other CREST sponsored members, and those CREST members who have appointed a voting service provider(s), should refer to their CREST sponsor or voting service provider(s), who will be able to take the appropriate action on their behalf.

In order for a proxy appointment or instruction made using the CREST service to be valid, the appropriate CREST message (a "CREST Proxy Instruction") must be properly authenticated in accordance with Euroclear UK & Ireland Limited's specifications and must contain the information required for such instructions, as described in the CREST Manual. The message, regardless of whether it constitutes the appointment of a proxy or an amendment to the instruction given to a previously appointed proxy must, in order to be valid, be transmitted so as to be received by the Company's agent (ID: 3RA50) by the latest time(s) for receipt of proxy appointments specified in the notice of AGM. For this purpose, the time of the receipt will be taken to be the time (as determined by the timestamp applied to the message by the CREST Applications Host) from which the Company's agent is able to retrieve the message by enquiry to CREST in the manner prescribed by CREST. After this time any change of instructions to proxies appointed through CREST should be communicated to the appointee through other means.

CREST members and, where applicable, their CREST sponsors or voting service providers should note that Euroclear UK & Ireland Limited does not make available special procedures in CREST for any particular messages. Normal system timings and limitations will therefore apply in relation to the input of CREST Proxy Instructions. It is the responsibility of the CREST member concerned to take (or, if the CREST member is a CREST personal member or sponsored member or has appointed a voting service provider(s), to procure that his CREST sponsor or voting service provider(s) take(s) such action as shall be necessary to ensure that a message is transmitted by means of the CREST system by any particular time. In this connection, CREST members and, where applicable, their CREST sponsors or voting service providers are referred, in particular, to those sections of the CREST Manual concerning practical limitations of the CREST system and timings.

The Company may treat as invalid a CREST Proxy Instruction in the circumstances set out in regulation 35(5)(a) of the Uncertificated Securities Regulations 2001.

9. Any member attending the AGM has the right to ask questions. The Company must cause to be answered any such questions relating to the business being dealt with at the AGM but no such answer need be given if (a) to do so would interfere unduly with the preparation for the AGM or involve the disclosure of confidential information, (b) the answer has already been given on a website in the form of an answer to a question, or (c) it is undesirable in the interests of the Company or the good order of the AGM that the question be answered.
10. Resolutions 1 to 10 are proposed as ordinary resolutions which, to be passed, require more than half of the votes cast to be in favour of the resolution. Resolutions 11 to 13 are proposed as special resolutions which, to be passed, require at least three-quarters of the votes cast to be in favour of the resolution.
11. As at 31 May 2016 (being the last practicable date prior to the publication of this document) the total number of Ordinary shares of 25p each in issue and the total number of voting rights was 3,400,378.
12. Biographical details of the directors seeking re-election can be found at page 12 of the report and accounts.
13. Copies of the letters of appointment for the non-executive directors will be available for inspection at the Company's registered office and the office of the company secretary, during usual business hours on any weekday (public holidays excluded) from the date of this notice until the close of the AGM and will also be available for inspection at the AGM from 10.30 a.m. until the close of the AGM.
14. A copy of this notice, and other information required by section 311A of the Companies Act 2006, can be found at www.capitalgearingtrust.com.

Shareholder Information

Financial Reporting	Copies of the Company's annual and half-year reports may be obtained from the company secretary and electronic copies can be accessed on the Company's website www.capitalgearingtrust.com	
Contacting the Board	Any shareholders wishing to communicate directly with the Board should do so via the company secretary	
Capital Gains Tax	As at 31 March 1982 the adjusted value for capital gains tax purposes of the 25p Ordinary shares was 21.25p	
Financial Calendar (guide)	Annual Results	May
	Annual General Meeting	July
	Dividend Payment Date	July
	Half-Year Report	November
Frequency of NAV Publication	Daily	
How to Invest	Via your bank, stockbroker or other financial adviser	
Sources of Further Information	Company's website	www.capitalgearingtrust.com
	Financial Times	www.ft.com
	AIC	www.theaic.co.uk
Share Identification Codes	SEDOL:	0173861
	ISIN:	GB0001738615
	BLOOMBERG:	CGT:LN
	FT:	CGT:LSE
Substantial Shareholdings	The Disclosure and Transparency Rules require shareholders of the Company simultaneously to inform the Company and the Financial Conduct Authority (the "FCA") of changes to major holdings in the Company's shares within two trading days of the change For further information, please visit the FCA's website: www.fca.gov.uk/pages/doing/ukla/company/notifications/index.shtml	
Nominee Share Code	The Company will arrange for copies of shareholder documents to be made available on request to interested parties and operators of nominee accounts	
Disability Act	Access for the hard of hearing to the services of the registrar to the Company, Computershare Investor Services PLC, is provided by their contact centre's text phone service on 0370 702 0005. Alternatively, if you prefer to go through a 'typetalk' operator (provided by the RNID) you should dial 18001 followed by the number you wish to dial.	

Shareholder Analysis

Beneficial owner analysis

	2016	2016	2015	2015
	Number	% of	Number	% of
As at 5 April:	of shares	issued	of shares	Issued
		capital		capital
Retail-Private Client	1,694,200	53.1	1,455,482	49.7
Named Private Individuals	848,263	26.6	849,025	29.0
Bank-Building Society	349,674	11.0	348,388	11.9
Open Ended Investment Companies	70,355	2.2	55,678	1.9
Other types of beneficial owner	228,489	7.1	218,333	7.5
	3,190,981	100	2,926,906	100