

Gresham Computing plc

Registered Number 1072032

A public limited company incorporated in England and Wales

Annual Financial Report

31 December 2010



Section	Page
Directors and Advisors	1
Chairman's Statement	3
Operational Review	4
Directors' Report	10
Corporate Governance Statement	18
Directors Remuneration Report	25
Statement of Director's Responsibilities	29
Independent Auditor's Report	30
Consolidated Income Statement	32
Consolidated Statement of Comprehensive Income	33
Consolidated Statement of Financial Position	34
Consolidated Statement of Changes in Equity	35
Consolidated Statement of Cash Flows	36
Notes to the Financial Statements	37
Company Balance Sheet	76
Company Notes to the Financial Statements	77

Directors

K Archer
 CM Errington
 M Royde

Non-Executive Chairman
 Chief Executive Officer
 Senior Non-Executive Director

Secretary R Grubb	Registered Office Sopwith House Brook Avenue Warsash Southampton SO31 9ZA
Broker and Financial Adviser Singer Capital Markets Limited 1 Hanover Street London W1S 1YZ	Auditors BDO LLP Arcadia House Maritime Walk Ocean Village Southampton SO14 3TL
Solicitors Blake Laphorn New Kings Court Tollgate, Chandlers Ford Eastleigh Southampton SO53 3LG	Registrars Equiniti Limited Aspect House Spencer Road Lancing West Sussex BN99 6DA
Bankers HSBC Bank plc 165 High Street Southampton SO14 2NZ	

Directors

K Archer

Non-Executive Director and Chairman

Ken Archer was appointed to the Board in June 2010 and became Non-Executive Chairman in November 2010. Ken has over 35 years of experience in the IT industry most recently as CEO of SmartStream Technologies following their buyout by TA Associates from 3i. In November 2007, SmartStream was acquired by Dubai International Financial Centre Investments valuing the company at approximately £208 million. Ken continued as CEO following the acquisition until April 2009.

M Royde

Senior Non-Executive Director and Chairman of Audit and Remuneration Committees

Max was appointed to the Board in August 2009 and is the Group's Senior Independent Non-Executive Director. Max is a Partner at Kestrel Partners LLP, a smaller company fund management business founded in October 2009, having previously been at KBC Peel Hunt, the mid-cap broker, for over 10 years where he latterly held the position as Managing Director responsible for the firm's technology franchise.

CM Errington

Executive Director and Chief Executive Officer

Chris was appointed CEO in 2010 having previously held the position of CFO for 6 years. Prior to joining Gresham, he worked for Ernst & Young and BDO with a focus on fast growth and listed companies in the technology sector. Chris has a first class honours degree in Biochemistry and is a fellow of the ICAEW.

Fiscal 2010 was a year of consolidation and stabilisation of the company following concerted actions to strengthen the balance sheet and cut costs - thereby laying the foundations for profitable growth. Financial Services continues to be our primary market and despite broader economic conditions weighing heavily on IT spending plans, our focus on key business drivers of improved efficiency and reduced risk has allowed us to perform slightly ahead of market forecasts.

Looking ahead, the Board took the decision to carry out an in-depth review of its positioning and strategy for future growth in the markets we serve. This included a comprehensive review of our product and service portfolio taking into account the current market environment, feedback from our customers and our competitive position. As a result of this work we have established and staffed a new product development centre in Bristol UK charged with delivering new offerings, including upgrades to our existing products, focused on bringing greater transparency and reduced transaction risk in customers' operations. We are confident that these initiatives will drive future profitable growth for our Company. At the same time, we maintain our commitment to serve our current clients many of whom will benefit from this investment in the future.

We have dealt with the additional challenges to the organisation of combining the needs of current operations and at the same time repositioning for growth and I would like to express my thanks to our management and staff for their dedication to excellent service and their patience and support as we embark upon this transition.

I look forward to us working as a team to turn the vision into reality in 2011 and beyond.



Ken Archer

Chairman

28 March 2011

Gresham Computing plc is a specialist provider of software based solutions that enable customers to achieve real-time financial certainty in transaction and cash management

We aim to be the leader in reducing control failure risk and optimising business performance through the integration and use of real-time financial transaction data in core business processes

Results for the year ended 31 December 2010 were significantly improved on prior years, with a return to profitability and much strengthened balance sheet. Profit after tax was £0.6m on revenues of £9.1m with year-end cash of £3.1m. We entered 2011 with a solid order book and trading for the first two months of 2011 was significantly improved on the prior year. Our financial position remains strong with cash continuing to track ahead of our expectations from strong trading. As a result of these improvements, we now expect trading for 2011 to be materially ahead of market expectations.

We are currently investing a proportion of near term operating cash in the development of new solutions and upgrades to our existing products to provide the Group with a platform for long term profitable growth.

Financial Review

Trading

The following table summarises the Group's financial performance in 2010

	12 months 31 December 2010	12 months 31 December 2009	
	£m	£m	%
Software	3.5	3.5	-
Real-time financial solutions	5.3	4.6	+15%
Underlying revenues	8.8	8.1	+8%
Business disposals and IT staff placement business	0.3	1.8	-83%
Total revenues	9.1	9.9	-8%
Profit / (Loss) before tax	0.3	(7.7)	
Amortisation and depreciation charge	0.5	3.8	
Share option (credit) / charge	(0.2)	0.2	
Adjusted EBITDA profit / (loss)	0.6	(3.7)	

Underlying revenues grew 8% in 2010 to £8.8m and this growth was wholly attributable to our core real-time financial solutions business, which grew by 15% year on year. Within the real-time financial solutions business we achieved near 30% growth other than in the Asia Pacific region where underlying revenues were reduced by about 30% as expected (following the restructuring) although the impact of this reduction was less pronounced because of positive foreign exchange movements. Revenues from our software business remained stable across the year as planned.

In 2010, approximately 60% of our revenues arose from annuity maintenance and Software as a Service (SaaS) contracts, a further 30% from professional services work performed for existing customers and the remaining 10% from sales of licences.

In our Software business approximately 80% of our revenues arose from annuity maintenance and SaaS contracts and the remaining 20% from sales of licences

In our Real-time financial solutions business just less than 50% of our revenue arose from annuity maintenance and SaaS contracts, just under 50% from professional services work and a small amount from sales of licences

We have restated the presentation of cost of sales and gross margin within these results. In prior years, we included elements of direct internal cost in cost of sales together with third party costs of sale which we do not believe presented a clear picture of our underlying margins. Going forward, we will show only third party costs in the costs of sales line with the 2009 comparatives restated accordingly. On this basis, we achieved a mixed gross margin of 81% in 2010 compared to 75% in 2009 the improvement arising from our focus on higher margin work

Following the restructuring commenced in 2009, staff costs in 2010 fell by over 20% (from £6.5m to £5.1m) with the main driver being a headcount reduction, from an average of 100 in 2009 down to an average of 80 in 2010, and we enter 2011 with 84 employees

Other administration costs were also reduced in 2010 across many areas of the business, including a substantial reduction in property costs from negotiations on rent and sub-letting of empty space

Adjusted EBITDA profit was £0.6m (2009 £3.7m loss), which includes the impact of a net £0.2m restructuring cost incurred in 2010

Working capital and funding

	2010	2009
	£m	£m
Cash at 1 January	0.7	1.2
Net cash inflow / (outflow) from operations	1.7	(1.2)
Net cash (used in) / generated from investing	(0.1)	0.7
Net cash generated from / (used in) financing	0.8	-
Cash at 31 December	3.1	0.7

Cash increased substantially during the year due to a combination of improved trading and a placing of new shares in June 2010. I am pleased to say that our net cash inflow from operations was £1.7m in 2010 compared with a £1.2m outflow in 2009. After taking into account the advance payment of £1.3m, received in connection with the VME Software deal announced in October 2010 and noted below, the profit generated for 2010 is represented by a corresponding increase in cash.

We remain focused on managing cash during 2011 with an objective of funding our product development and growth plans from cash generated by the business, thereby at least sustaining our underlying cash reserves through into 2012.

Asset impairment charge

Whilst we continue to invest in the Asia Pacific region for growth, we have cautiously re-assessed our business following the restructuring in 2009 / 2010 leading to a write down in the carrying value of goodwill associated with this region of £0.3m.

Share option charges

In December 2010, we gained approval for a new share option scheme, which led to the termination of the 2007 Executive Option Plan. As a result of the business restructuring and a number of other one-off factors, we had experienced a very high level of leavers from this 2007 Plan and as a result, on termination of the Plan the charge already recorded in the income statement for 2010 and prior years exceeded the charge required.

This led to a reversal of prior charges associated with the 2007 Plan in 2010 and a resulting credit to the income statement of £0.2m

Foreign exchange

The weakness of the pound continued to have a positive impact on our reported results, predominantly across our US\$ and C\$ businesses where strong profits generated more currency for conversion to GBP at good rates

We have continued a program of future cash flow hedges through HSBC to exchange surplus US\$ for GBP, primarily because of the significant volume of US\$ now being generated by our highly profitable Storage software business

Taxation

At 31 December 2010, the Group had total tax losses carried forward for offset against future trading profits of £15m. As a result, the Group has no material tax charge or liability and will be sheltered from UK tax in particular for quite some time.

For the year ended 31 December 2010, the Group has recorded a net tax credit of £0.3m comprising a deferred tax credit of £0.2m arising from the recognition of prior trading tax losses and a research and development tax credit of £0.1m.

Strategy and vision

During 2010, we carried out an in depth review of the Group's market positioning and strategy for future growth. This included a comprehensive review of our product and service portfolio taking into account the current market environment, feedback from our customers and our competitive position.

As a result of this review, we are investing a proportion of near term operating cash in the development of new solutions to improve the growth opportunities available to us both from new offerings but also from upgrades to our existing products for the benefit of customers.

We have also decided to invest in our sales and marketing capabilities ahead of bringing this new technology to market, a decision that began taking effect in late 2010 and has continued into 2011.

Our vision is to provide software based solutions that enable customers to achieve real-time financial certainty. We aim to be the leader in reducing control failure risk and optimising business performance through the integration and use of real-time financial transaction data in core business processes.

Investment in development of new solutions

In Q4 2010 we established and staffed a new product development centre in Bristol UK, charged with delivering new transaction and cash management Processors for both existing and new customers in the Bank to Bank and Bank to Corporate markets.

The cash costs of this development investment are now running at approximately £70,000 per month net of tax credits and are being capitalised in the balance sheet prior to amortisation against future revenues.

Real-time financial solutions

We provide software based solutions that enable customers to achieve real-time financial certainty in cash and transaction management.

Our solutions reduce control failure risk and optimise business performance and comprise an Integration and Processor component.

Gresham's Integration component captures real-time financial transactions and comprises our own proprietary software, implementation methodology and know-how developed over many years working with some of the largest banks and corporates in the world. Real-time financial transactions are passed from the Gresham Integration component into the appropriate Gresham Processor component.

Gresham's Processor components accept real-time financial transactions and the software performs the processing necessary to solve the selected industry, corporate and bank issues. We typically develop and own each Processor but will on occasion make use of a partner's application alongside the Gresham Integration component where this provides an efficient route to market.

When combined, our Integration and Processor components form a powerful working solution that provides significant value to our customers on a long term basis

Business performance*Real-time financial solutions**Gresham Cash Reporting*

Revenues grew slightly during the year as we increased the number of currencies available to user banks in line with plan although this area of our business still remains relatively small. Two major banks continue to use CCRS on a daily basis and we are working towards increased currency usage in 2011. We are also looking to increase the number of users on the service and to increase the functionality available in line with customer demand.

Gresham Banking and Lending

These core banking system solutions are sold predominantly into the Caribbean banking market where we hold a significant market share. We saw solid growth in 2010, with revenues up over 30% compared to 2009 from a combination of professional services work, new licensing and to an extent the strengthening of the C\$.

Gresham Virtual Bank Accounts

A UK bank sells our market leading integrated cash management solution to its corporate customers to assist them in managing client monies effectively and efficiently.

Revenues through this UK bank grew by over 30% during the year, driven by strong levels of professional services work to implement new customers and from a growing annuity base. The majority of this growth arose in the second half and the trend has continued into 2011 building to a near £1m confirmed order book for new customer implementations to be delivered in 2011.

Once a customer is live we earn revenue as a 'per transaction' fee and during 2010 such fees grew on average by 10% per month as customer numbers grew, leading to annuity revenues more than doubling from this source in the year.

As a result of these high current levels of activity strong confirmed order book and trading so far in 2011, we expect further and significant growth from this solution in 2011. This growth will come from continued expansion within our existing customer base together with opportunities to expand the customer base into new territories.

Gresham Supply Chain Financing

Our work in Australia alongside a major bank continued in the year. In the second half of the year we secured a new bank partner in the Caribbean region, themselves a long-term user of our Banking solution. We have now completed the paid for on-boarding of two of the bank's customers for roll out of the solution to their supplier base in 2011.

New Processors

We have identified a demand in the Bank to Bank and Bank to Corporate market for improved control and management of financial transactions. Our newly formed development team is currently writing new Processors that when combined with our Integration layer will provide customers with significantly enhanced real-time control over financial transaction workflows. We expect these Processors to be available in the second half of the year and we are currently gearing up our sales and marketing effort accordingly.

Software

Our EDT and VME software businesses generated strong revenues, profitability and cash flows during the year. In Q4 2010 we renewed a major contract with a VME customer worth £1.3m over 4.5 years (paid up front in full) a 30% increase on the prior contract value with a corresponding increase in our annual revenue run rate going forwards. In the same quarter, we also renewed a major contract with an EDT customer resulting in an initial license and increased maintenance revenues.

Market and Geographies

Our target market for real-time financial solutions falls into two main areas Bank to Bank and Bank to Corporate. In the Bank to Bank market, we sell our solutions to banks for use by banks, whereas in the Bank to Corporate market, we typically sell our solutions to banks who in turn sell a service involving our solution to their corporate customers.

Our solutions appeal to all geographies and our current focus is on those regions where we have a local presence.

We see the market for integrated cash and transaction management solutions growing as banks focus their attention on transaction and cash areas alongside risk and liquidity management.

Customers

Our strategy is to build long term annuity revenues from existing and new customers to increase the visibility of revenues going into future years.

Whilst we typically sell our solutions to banks and financial institutions, we often then roll-out the solution to the corporate customers of these banks and financial institutions (Bank to Corporate).

Gresham has a loyal and diversified customer base with a number of our key software customers having now been on maintenance with Gresham for over 30 years. Even our more typical relationships are in the 5 to 20 year range which is relatively long lived compared to our competitors. Typical contract periods for Software maintenance are in the 1 year to 5 year band, with a weighting towards the 1 to 2 year period. Banking contracts for a deployed solution tend to be in the 3 to 10 year band. Our general experience over the years is one of automatic contract renewal at the end of the term and this has not been significantly affected by the economic downturn.

Board changes

Chris Errington took on the role of Chief Executive Officer on an interim basis from 28 April 2010, an appointment that was made permanent on 2 November 2010.

Ken Archer joined the Board as Non-Executive Director on 9 June 2010 and was appointed Non-Executive Chairman on 2 November 2010.

Rob Grubb has been Interim Finance Director since 28 April 2010 and will be appointed Finance Director on a permanent basis with effect from 29 March 2011.

Andrew Walton-Green and Eric Sepkes resigned as directors on 28 April 2010 and 2 November 2010 respectively.

From 29 March 2011, the Board will comprise

Ken Archer	(Non-Executive Chairman)
Chris Errington	(Chief Executive Officer)
Rob Grubb	(Finance Director and Company Secretary)
Max Royde	(Non-Executive Director)

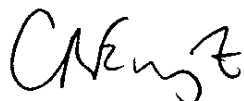
Outlook

We entered 2011 with a large order book, which has continued to grow. Trading for the first two months of 2011 was ahead of our expectations and we expect to report a significantly improved trading performance for the first quarter of 2011. Our financial position remains solid with cash continuing to track ahead of our expectations from resilient trading. As a result of these improvements, we now expect trading for 2011 to be materially ahead of market expectations.

During 2011, we will continue to invest a proportion of near term operating cash in the development of new and existing solutions, whilst also carefully increasing our expenditure on sales and marketing slightly ahead of trading.

We are currently recruiting new professional services staff to meet existing demand for delivery of solutions and have commenced a graduate recruitment program to bring in and train new talent to support future growth.

I am pleased to say that our growth plans are on track and more importantly we are beginning to see the results of our strategic focus being delivered in 2011. The management team is excited about the future prospects for the Company.



Chris Errington

Chief Executive Officer

28 March 2011

Registered Number 1072032

The directors present their report and the Group financial statements for the year ended 31 December 2010

Results and dividends

The Group profit for the year, after taxation amounted to £556,000 (2009 loss £7,364,000). The directors do not recommend a final ordinary dividend, which leaves the profit of £556,000 to be added to reserves. No dividends are recommended and none were paid in the prior year.

Principal activities

The Group's principal activities during the year continued to be the provision of Real Time Financial Solutions and Software Solutions.

Business review and future developments

The Chairman's Statement and Operational Review on pages 3 to 9 of this report cover the directors' review of business performance, including a view on development and its position at the year end, using performance indicators employed by the directors in monitoring the business. The statements also include an indication of likely future developments in the business of the Group.

The market principal risks and uncertainties facing the Group are discussed below.

Financial instruments

Treasury policies

The objective of the treasury team is to manage the Group's financial risk, consider and where appropriate secure cost-effective funding for the Group's operations and to minimise the adverse effects of fluctuations in the financial markets on the value of the Group's financial assets and liabilities on reported profitability and on the cash flows of the Group. The treasury team is accountable through the Finance Director to the Board.

The Group finances its activities with cash and short-term deposits, as disclosed in note 17 and 20 to the Group financial statements. Other financial assets and liabilities, such as trade debtors and trade creditors, arise directly from the Group's operating activities.

Where appropriate, the Group enters into derivative transactions specifically through forward currency contracts. The purpose is to manage the currency risks arising from the Group's operations. It is and has been throughout 2010 and 2009 the Group's policy that no trading in derivatives shall be undertaken.

Financial instruments give rise to foreign currency, interest rate, credit and liquidity risk. Information on how these risks arise is set out in note 20, as are the objectives, policies and processes agreed by the Board for their management and the methods used to measure each risk. Derivative instruments are used where appropriate to change the economic characteristics of financial instruments in accordance with the Group's treasury policies.

Financial position

Capital management

Capital comprises the working capital of the Group as set out in the notes to the Group financial statements with the key element being cash and cash equivalents totalling £3,146,000 for the year ended 31 December 2010.

The primary objective of the Group's capital management is to ensure that it maintains sufficient funds in order to support its business and maximise shareholder value. The Group manages its capital structure and makes adjustments to it, in light of changes in economic conditions as is discussed in note 20. To maintain or adjust the capital structure, the Group may issue new shares subject always to the rules governing such new issues.

During the year shareholder resolutions were passed to allow a 10% share placing, which was completed at a price of 15 75p in June 2010

No changes were made in the Capital management objectives, policies or processes during the year ended 31 December 2010

Distributions

No dividends were paid or proposed during the year

Going concern

The Group's business activities, together with the factors likely to affect its future development, performance and position are set out within the Chairman's Statement and Operational Review. In addition, note 20 to the financial statements includes the Group's objectives, policies and processes for managing its capital, its financial risk management objectives, details of its financial instruments and hedging activities, and its exposures to credit risk and liquidity risk

The Group has sufficient financial resources together with good relationships with a number of customers and suppliers across different geographic areas and industries. The Group also has access to a strong underlying cashflow arising from a long established maintenance business with long standing blue chip customers. The Group offers core solutions to market that match well with both bear and bull markets, providing efficiency cost savings and working capital enhancements. As a consequence, the directors believe that the Group is well placed to manage its business risks successfully despite the current uncertain economic outlook

After making enquiries, the directors have a reasonable expectation that the Company and the Group have adequate resources to continue in operational existence for the foreseeable future. For this reason they continue to adopt the going concern basis in preparing the annual report and financial statements

Market landscape and risks

Market landscape

Gresham sells solutions into a global market, primarily to large organisations and with a key focus on the financial services sub market segment

The financial services markets are large and remain driven principally by technology and the need to service customers differently in an ever more regulated and customer demand led environment. Whilst there are strong drivers for market change, such as regulatory pressure and customer demand, the pace of change is typically slower in the financial services market. However once a decision to change has been made it tends to be followed through with more vigour than other markets. The result is long lived embedded technology that remains part of the market infrastructure for extended periods of time. Financial institutions are looking for trusted vendors that can offer solutions targeted at the changes they are facing, such as cash reporting and the use of real-time financial information. During 2008, the financial institution market suffered a number of serious blows, which, at extremes, drew into question their very ability to survive primarily as a result of liquidity issues arising from the much discussed credit crunch. Uncertainty continues still into 2011 with lengthened buying cycles and caution in any buyer's mind. Attention has been heavily focussed on return on investment, often with the need to demonstrate year one positive returns. Regulation of financial institutions in the area of liquidity management now seems likely and we believe this will be a positive factor for the Group since such regulation invariably shortens buying cycles

Gresham remains well placed to deliver against this changing market landscape with its suite of Real-Time Financial Solutions since they focus primarily on liquidity management. Our solutions are designed to be hosted on an outsourced basis, reducing the initial cost of ownership and increasing speed to market. In addition, we are prepared to earn revenue based on the customer's success with the solution, which is particularly attractive when financial institutions are seeking rapid payback

The global storage market still has to deal with the storage requirements for ever increasing volumes of data, notwithstanding credit crunch issues arising in recent periods. Issues the market faces include management of storage growth, continuous data protection and mitigating risks associated with removable storage, often with

resources that are shrinking. Although both capital and revenue expenditures have been cut back across most industries because of economic conditions, our core storage offerings continue to appeal to customers since they significantly enhance storage management efficiencies and are designed to enhance the use of existing hardware rather than require replacement.

The market for VME software is inherently linked to the Fujitsu VME hardware platform. Whilst the number of users of this platform has contracted over the last five years, the remaining population are in general very large government departments where the likelihood of attrition in the next five years is, in our opinion, remote. Fujitsu has committed to supporting the VME hardware platform until at least 2020 and thereafter plans have recently been released for a continuation of the VME platform on a Fujitsu cloud basis. As a result, we expect to see software revenues from support and maintenance to continue over a relatively long and secure period of time.

Market risks

The global financial crisis

Almost without exception, global markets have been severely affected by the financial crisis and great uncertainty remains in most markets despite the early signs of recovery. We continue to work with our customers to solve their problems in innovative and different ways so as to provide alternative solutions in a difficult market. Exactly what the long term impact of the financial crisis on the Group's activities will be is hard to predict but we continue to adapt our business behaviours accordingly. We remain suitably cautious when formulating budgets and strategies. The market changes in cash management and liquidity arising from the financial crisis present the Group with new and enhanced opportunity and we are seeing more interest in these solutions generally. Increased regulation of liquidity compliance in the financial institution market would be positive for the Group since it will assist in driving demand and shortening purchasing cycles.

Long lead time and timing of deals

Our target markets are dominated by truly global large organisations seeking enterprise class solutions to often mission critical issues. For example, a bank seeking to embed the use of real-time data for the first time will normally do so having carefully considered the knock-on impact that such a change will have across the whole business before proceeding. As a result, the timing of a decision to buy new technology is often difficult to predict and is predicated on the momentum of change in a particular customer, or arising from a regulatory compliance requirement. This uncertainty over decision making can impact the forecasting of revenue recognition in the financial statements, with deals falling in one period or the other dependent on customer specific issues. Gresham works closely with organisations and seeks to become a trusted provider because such status tends to bring more clarity to the buying process and reduces but does not eliminate the uncertainty over timing of orders. The financial crisis introduces further uncertainty into this equation, which we seek to mitigate through open discussion with customers and delivery of value based solutions addressing the core issues of cash and liquidity management. The markets eased in 2010 and we remain cautiously optimistic as to outlook.

Global markets

Our customers tend to operate on a global basis and are looking for a seamless service from vendors treating them as one business regardless of location. To service these global markets effectively, Gresham has established operations in key locations to service customers globally and we also work closely with partners to extend our global reach further. Through such partnerships and the use of centrally hosted solutions, such as the Cash Reporting Service, Gresham operates on a truly global basis in servicing customers.

Highly competitive and dominated by giants

Our target customers tend to buy solutions and embed them in their businesses for significant periods of time. This coupled with large market size provides significant opportunity for vendors leading to a high level of competition. Vendors in this market tend to be either very large or niche players. Over time, the niche vendors are often absorbed into the larger organisation through acquisition perpetuating the dominant position of key vendors. Gresham adopts a strategy of being a flexible niche player offering expert and innovative solutions to specific market problems to address this market risk.

Foreign exchange

Operating globally and especially in the financial services and storage markets often brings with it a requirement to trade in US Dollar, Australian Dollar, Malaysian Ringgit and Euro. This introduces exchange rate volatility risk which is mitigated where significant through the use of foreign exchange instruments.

Principal risks and uncertainties*Liquidity*

In the current economy liquidity risk is something that all companies are seeking to control because access to cash has become a real driver for business compared with prior years. Gresham monitors its liquidity very closely and regularly as discussed in note 20.

Regulation

The financial services market is highly regulated and this regulation continues to evolve in line with the perceived risks in the market. Regulation is typically effected by government regulatory bodies and industry bodies. Whilst such regulation is generally good news for a solution provider such as Gresham, it is possible that regulation could lead to a change in the market that limits our ability to continue selling. We keep a close track on regulation and seek to ensure that our solutions evolve slightly ahead of regulation so as to mitigate the risk of a regulator limiting our market potential.

People

People are key to Gresham's expertise and ability to deliver on a global basis. Retaining people and allowing them to fulfil their potential is important. Loss of key people could slow our ability to grow the business and we seek to provide rewards and job fulfilment that mitigates this risk. In 2011, we are embarking on a graduate intake scheme to bring new ideas and skills into the business.

Technology

Gresham is an innovative Group that develops valuable technology and there is a risk that such technology will be made redundant through copying, further advances in technology or dominant competitive pressures. We aim to keep our technology updated so as to meet both existing and emerging requirements and remain vigilant to changes in market trends. Whilst we carefully assess whether to address emerging trends with new technology there is a risk that the market will ultimately move in a different direction leaving us with technology that no longer addresses the needs of the market.

Wherever possible we seek to protect our technology through patent applications. We also rely on trade secret, copyright and trademark laws, as well as the confidentiality and other restrictions contained in our respective sales contracts and confidentiality agreements to protect our proprietary rights. These legal protections afford only limited protection.

Significant relationships

The Group has a customer relationship with a banking customer within its EMEA RTFS segment which is considered by the directors to be a significant relationship, revenue from this relationship exceeds 10% of the Groups' revenue.

In the opinion of the directors the Group does not have any other individually significant relationships which are critical to the success of the Group's strategy.

Research and development

The Group actively reviews technical development in its markets with a view to taking advantage of the available opportunities to maintain and improve its competitive position through our own development. The

Group has continued to invest in product research and development during the year including establishing a dedicated product development centre in the UK

Events after the Reporting Period

There have been no events since the end of the reporting period which would require any further adjustments to the position presented or require any further disclosures

Employees

Each of the Group's segments review strategies for retaining staff on an ongoing basis that are appropriate to the local geographic and industry economic climate. These strategies include the provision of competitive terms and conditions, administration of and matched contribution to a defined contribution pension scheme, consideration of family needs, provision of training where required and, in some cases, share options and bonuses

Employees are invited to attend regular meetings within individual segments throughout the Group, in addition to regular Group-wide communications. Performance appraisals are made annually or more frequently if required to ensure that employees are getting sufficient support from the Group (including training needs) in order to satisfactorily complete their job requirements

Disabled employees

The Group gives full consideration to applications for employment from disabled persons where the candidate's particular aptitudes and abilities are consistent with adequately meeting the requirements of the job. Opportunities are available to disabled employees for training, career development and promotion

Where existing employees become disabled, it is the Group's policy to provide continuing employment wherever practicable in the same or an alternative position and to provide appropriate training to achieve this aim

Environmental considerations

The directors consider that because of the nature of the activities of the Group it does not have a significant impact on the environment in which it operates. However, the Group recognises the importance of environmental responsibility and seeks, wherever possible to reduce its environmental impact through focus on areas that it can control such as energy saving, recycling and appropriate disposal of old computer equipment and mobile phones

We continue to look at ways of controlling our environmental impact

Directors and their interests

The directors at 31 December 2010 and their connected persons interests in the share capital of the Company (all beneficially held, other than with respect to options to acquire ordinary shares which are detailed in the analysis of options included in the report on directors' remuneration) are as follows

	Ordinary shares of 5 pence each	
	31 December 2010	1 January 2010
CM Errington	2,268	2,268
M Royde	42,472	42,472
M Royde - Kestrel Opportunities (see note below)	3,377,854	-

A Walton-Green resigned as a director effective 28 April 2010

E Sepkes resigned as a director effective 2 November 2010

K Archer was appointed a director on 9 June 2010. On appointment, K Archer did not have a beneficial interest. On 5 January 2011, K Archer purchased a beneficial interest in 100,000 ordinary shares.

M Royde's beneficial interest in the share capital of the Company includes shares held directly by Kestrel Opportunities, a cell of Guernsey Portfolios PCC Limited Kestrel Partners LLP which M Royde is a partner of and holds a beneficial interest in, is the investment manager to Kestrel Opportunities. Kestrel Opportunities share holding is disclosed under Major interests (i.e. those >3%) on page 15.

There have been no further changes in the directors' interests disclosed above from 31 December 2010 to 28 March 2011.

Directors' liabilities

The Company has granted an indemnity to one or more of its directors against liability in respect of proceedings brought by third parties, subject to the conditions set out section 234 of the Companies Act 2006. Such qualifying third party indemnity provision remains in force as at the date of approving the directors' report.

Directors' and Officers' liability insurance with an indemnity limit of £10 million has been purchased in order to minimise the potential impact of proceedings against directors.

Major interests in shares

The Company has been notified of the following interests representing 3% or more of the issued ordinary share capital of the Company as at 25 March 2011.

	Number	Percentage Held
Gartmore Investment Management plc	11,772,326	20.25%
JO Hambro Capital Management Limited	6,905,000	11.88%
The Valentina Discretionary Trust	3,880,491	6.67%
SW Purchase	3,797,139	6.53%
Kestrel Opportunities	3,377,854	5.81%
MA Green	3,273,290	5.63%
Herald Investment Trust plc	2,804,100	4.82%
Strathclyde Pension Fund *	1,601,707	2.76%

* Disclosed position is also included within the Gartmore Investment Management plc notification.

Supplier payment policy and practice

It is the Group's policy that payments to suppliers are made in accordance with those terms and conditions agreed between the Group and its suppliers, provided that all trading terms and conditions have been complied with.

At 31 December 2010, the Group had an average of 60 days (2009: 49 days) purchases owed to trade creditors.

Charitable or Political donations

No donations were made in 2010 or 2009.

Social and Community

No Social or Community review has been performed for 2010 or 2009.

Special business at the annual general meeting

The special business to be conducted at the AGM covers the directors' authority to allot shares and the partial disapplication of pre-emption rights

Resolutions will be proposed to renew the authorities given to the directors to allot and grant rights over the un-issued share capital up to a maximum nominal amount of £968,932.97 representing one-third of the issued ordinary share capital and to allot and grant rights over shares for cash up to a maximum nominal amount of £145,340 representing 5% of the issued ordinary share capital, without first making a pro rata offer to all existing shareholders

In the opinion of the directors, the passing of these resolutions is in the best interests of the shareholders

Additional information for shareholders

The following provides the additional information required for shareholders as a result of the implementation of the Takeovers Directive into UK Law

At 31 December 2010, the Company's issued share capital comprised

	Number	Nominal value £	% of total Share capital
Ordinary shares of £0.05 each	58,135,978	2,906,799	100%

The Company is not aware of any agreements between shareholders that may result in restrictions on the transfer of securities and for voting rights

Ordinary shares

On a show of hands at a general meeting of the Company every holder of ordinary shares present in person and entitled to vote shall have one vote and on a poll, every member present in person or by proxy and entitled to vote shall have one vote for every ordinary share held. The notice of the general meeting specifies deadlines for exercising voting rights either by proxy notice or present in person or by proxy in relation to resolutions to be passed at general meeting. All proxy votes are counted and the numbers for against or withheld in relation to each resolution are announced at the annual general meeting and published on the Company's website after the meeting.

There are no restrictions on the transfer of ordinary shares in the Company other than certain restrictions may from time to time be imposed by laws and regulations (for example, insider trading laws and market requirements relating to close periods)

The Company's articles of association may only be amended by a special resolution at a general meeting of the shareholders. Directors are reappointed by ordinary resolution at a general meeting of the shareholders. The Board can appoint a director but anyone so appointed must be elected by an ordinary resolution at the next annual general meeting. Any director who has held office for more than three years since their last appointment must offer themselves up for re-election at the annual general meeting.

Significant interests

Directors' interests in the share capital of the Company are shown in the table on page 14. Major interests (i.e. those >3%) of which the Company has been notified are shown on page 15.

Change of control

The Group is party to a number of agreements which take effect, alter or terminate upon a change of control of the Group following a takeover bid. In general, where such clauses are included they permit the other party to the agreement to terminate on a change of control at their option subject to continuing to satisfy pre-termination obligations.

Furthermore in the event of a change of control, employee share options granted under the Share Options Plans 2010 will either accelerate vesting, will be rolled-over to the acquiring Company's shares or will lapse.

depending on the circumstances of the change. Further details are provided in note 22 to the financial statements.

There are no other agreements between the Group and its directors or employees providing for compensation for loss of office or employment (whether through resignation, purported redundancy or otherwise) because of a takeover bid.

Power of directors to issue or buy back shares

The directors' existing authorities to allot and grant rights over the un-issued share capital and to allot and grant rights over the un-issued share capital for cash without first making a pro rata offer to all existing shareholders, have expired. Resolutions will be put to shareholders at the upcoming AGM of the Company to renew previous authorities granted.

The directors have no existing authorities to buy back shares over and above the authorities conferred by, and subject to, the Companies Act.

Auditors

During the year, as a result of competitive audit tender process, Ernst & Young LLP resigned as Company and Group auditor and BDO LLP were appointed.

A resolution to re-appoint BDO LLP as the Group's auditor will be put to the forthcoming Annual General Meeting.

Directors' statement as to disclosure of information to auditors

The directors who were members of the Board at the time of approving the directors' report are listed on page 1. Having made enquiries of fellow directors and of the Group's auditors, each of these directors confirms that:

- to the best of each director's knowledge and belief, there is no information (that is, information needed by the Group's auditors in connection with preparing their report) of which the Group's auditors are unaware, and
- each director has taken all the steps a director might reasonably be expected to have taken to be aware of relevant audit information and to establish that the Group's auditors are aware of that information.

Responsibility statements under the disclosure and transparency rules

The directors confirm that to the best of their knowledge:

- The financial statements, prepared in accordance with IFRS as adopted by the European Union, give a true and fair view of the assets, liabilities, financial position and profit or loss of the Company and the undertakings included in the consolidation taken as a whole, and
- The Directors' Report, Chairman's Statement and Operational Review include a fair review of the development and performance of the business and position of the Company and the undertakings included in the consolidation taken as a whole, together with a description of the principal risks and uncertainties that they face.

By order of the Board



R Grubb
Company Secretary
28 March 2011

The Company is committed to meeting high standards of corporate governance and as such the Board acknowledges its contribution to achieving management accountability, improving risk management and ultimately to creating shareholder value. This statement explains how the Company has applied the main and supporting principles of corporate governance and describes the Company's compliance with the provisions set out in Section 1 of the Combined Code on Corporate Governance published by the Financial Reporting Council in June 2008.

Statement by the directors on compliance with the Combined Code

The Company has complied with the provisions set out in Section 1 of the Combined Code throughout the year with the exception of the matters referred to below.

Provision A3.2 requires the Company to have at least two independent non-executive directors. The Company did not comply with this provision. The Board does not have any non-executive directors considered independent as a result of the participation of all directors in the Group's share option scheme during the year. The Board is currently reviewing the need for and appointment of independent non-executive directors. The absence of independent non-executive directors also leads to the Company not complying with Provisions C3.1 and B2.1 in respect of the composition of Audit and Remuneration Committees respectively. In addition, the Audit Committee has not included one member with recent and relevant financial experience as also required by provision C3.1.

Provision A4.1 requires the formation of a nomination committee to lead and oversee the application of Code principles as they relate to Board and senior management appointments. The Company does not have a nomination committee as the Board is relatively small and all directors are consulted in reaching a consensual and collective decision over Board appointments. The Board considers that the input from all directors is important given the size of the Company and such input does not disrupt the normal operations of the Board. The need for a nomination committee is however kept under review taking into account changes in the Company's size, complexity and circumstances.

The Board and its committees

Board composition and independence

The Board currently comprises the non-executive chairman, chief executive and one other non-executive director. The Board does not have any non-executive directors considered independent as a result of the participation of all directors in the Group's share option scheme during the year.

A Walton-Green (Executive Director) left the Company in April 2010 and E Sepkes (Executive Director) left the Company in November 2010. Ken Archer (Non-Executive Director) was appointed in June 2010 and subsequently appointed non-executive chairman in November 2010.

The roles of chairman and chief executive are distinct, set out in writing and agreed by the Board. The chairman is responsible for the effectiveness of the Board and ensuring communication with shareholders and the chief executive is accountable for the management of the Group.

Non-executive directors constructively challenge and assist in the development of strategy. They scrutinise the performance of management in meeting agreed goals and objectives and monitor the reporting of performance.

The Senior Non-Executive Director, M Royde, is available to shareholders if they have concerns which contact through the normal channels of chairman or chief executive has failed to resolve or for which such contact is inappropriate.

The Company consulted with major shareholders prior to the appointments of M Royde and K Archer and prior to the establishment of the Group's new share option scheme. The Board keeps the requirement for non-executive independence under regular review, taking into account changes in circumstances and regular dialogue with shareholders.

The Company Secretary, R Grubb, was not a director of the Company. The appointment and removal of the Company Secretary is a matter for the Board as a whole. R Grubb has been interim Finance Director since 28 April 2010 and will be appointed Finance Director on a permanent basis with effect from 29 March 2011.

Operation of the Board

The Board is responsible to shareholders for the proper management of the Group. A statement of the directors' responsibilities in respect of the financial statements is set out on page 29 and a statement on going concern is given on page 11.

The Board normally meets once a month and has a formal schedule of matters specifically reserved to it for decision. These include strategic planning, business acquisitions and disposals, authorisation of major capital expenditure and material contractual arrangements, setting policies for the conduct of business and approval of budgets and financial statements. Other matters are delegated to the management Board, supported by policies for reporting to the Board. Presentations are made to the main Board on regular occasions by the executive directors and operational management.

The Company Secretary is responsible to the Board for ensuring that Board procedures are followed and that applicable rules and regulations are complied with, and for advising the Board, through the chairman on corporate governance matters. The Company maintains appropriate insurance cover in respect of legal action against the Company's directors, but no cover exists in the event that the director is found to have acted fraudulently or dishonestly.

The non-executive chairman and the non-executive director are able to meet without executives present prior to each Board meeting. The agenda and relevant briefing papers for each Board meeting are distributed by the Company Secretary, usually a week in advance of each Board meeting.

Where directors have concerns which cannot be resolved about the running of the Company or a proposed action, these concerns are recorded in Board minutes. On resignation, a non-executive director provides a written statement to the chairman for circulation to the Board if there are any such concerns.

The following Board committees deal with the specific aspects of the Group's affairs. Terms of reference of each committee, explaining its role and the authority delegated to it by the Board, are available on request from the Company Secretary. The committee chairmen report regularly to the whole Board and are required to confirm that the committees have sufficient resources to undertake their duties.

Audit committee

The audit committee comprised M Royde (Chairman) and K Archer, since his appointment as a director on 9 June 2010. The audit committee does not comprise only independent non-executive directors, as required by provision C 3.1 of the Combined Code.

There were three audit committee meetings during the year and two were attended by the lead external audit partner. The role and responsibilities of the audit committee are set out in terms of reference available on request from the Company Secretary and are described in more detail in the Report of the audit committee on page 21.

Remuneration committee

The remuneration committee comprised M Royde (Chairman) and K Archer since his appointment as a director on 9 June 2010.

Where appropriate, the committee seeks independent advice from remuneration consultants and also consults with the remainder of the Board. The committee is responsible for setting remuneration for all executive directors and the chairman appointed by the Company, including pension rights and provision for compensation payments. The committee also recommends and monitors the level and structure of remuneration for senior management. The remuneration of non-executive directors is a matter for the executive members of the Board, within limits set in the Articles of Association. The remuneration committee consults with the chief executive concerning the remuneration of other executive directors. Further details of the role and responsibilities of the remuneration committee and its activities during the year are given in the report on directors' remuneration on pages 25 to 28.

Appointment to the Board

Appointments to the Board are made on merit and against objective criteria. Care is taken to ensure that appointees have enough time to devote to the job, especially in the case of chairmanships. The Board keeps under review, and takes appropriate action, to ensure orderly succession for appointments to the Board and to senior management, so as to maintain an appropriate balance of skills and experience within the Group and on the Board.

The Code provisions require the formation of a nomination committee to lead and oversee the application of Code principles as they relate to Board and senior management appointments. The Company does not have a nomination committee.

The Board considers the other significant commitments of non-executive directors prior to appointment, to ensure that they have sufficient time to meet what is expected of them, and keeps changes to these commitments under review. The terms and conditions of appointment of non-executive directors are available for inspection by any person at the Company's registered office during normal business hours and at the AGM (for 15 minutes prior to the meeting and during the meeting).

The Board as a whole keeps under review the need for independent non-executive directors.

Meetings and attendance

The following table summarises the number of Board and committee meetings held during the year and the attendance record of individual directors.

	Board	Audit Committee	Remuneration Committee
Number of meetings held	10	3	1
<i>Number of meetings attended</i>			
CM Errington ¹	10	3	1
AJS Walton-Green ^{1 2}	4	1	-
M Royde	10	3	1
K Archer ³	5	2	1
E Sepkes ⁴	8	1	-

¹ in attendance at Audit and Remuneration Committees by invitation

² until resignation as a director 28 April 2010

³ from appointment as a director 9 June 2010

⁴ until resignation as a director 2 November 2010

Induction, training and performance evaluation*Induction and training*

New directors receive appropriate induction on their appointment to the Board covering the activities of the Group and its key business and financial risks, the terms of reference of the Board and its committees and the latest financial information about the Group.

The chairman ensures that directors update their skills, knowledge and familiarity with the Group required to fulfil their roles on the Board and on Board committees. Ongoing training is provided as necessary and includes updates from the Company Secretary on changes to the Listing Rules, requirements under the Companies Act and other regulatory matters. Directors may consult with the Company Secretary at any time on matters related to their role on the Board. All directors have access to independent professional advice at the Company's

expense where they judge it necessary to discharge their duties, with requests for such advice being authorised by the chairman or the Company Secretary

Evaluation of the Board's performance

The Board has undertaken a formal review encompassing the performance of the Board as a whole, its committees and each director. In performing these reviews, criteria that are taken into account include the ability of the director to take the perspective of creating shareholder value, to contribute to the development of strategy and identification of risks, to provide clarity of direction to management, to be a source of wise counsel, to bring a broad perspective to discussions and an understanding of key issues, to commit the time required to fulfil the role, and to listen to and respect the ideas of fellow directors and management.

The Senior Non-Executive Director is responsible for, and has undertaken, the performance evaluation of the chairman, taking into account the views of the executive directors and the criteria above.

Retirement and re-election

All directors are subject to election by shareholders after their appointment and to re-election thereafter at intervals of no more than three years.

Non-executive directors are appointed for specified terms, initially two years with the opportunity for renewal by the Company thereafter. Recommendation to reappoint a non-executive director for a third term is preceded by a rigorous review by the Board and takes into account the need for progressive refreshing of the Board. Non-executive directors who have served more than nine years are subject to annual re-election.

The chairman has formally reviewed the performance of M Royde and satisfied himself that his performance continues to be effective and that he continues to demonstrate commitment to the role. The Board have formally reviewed the performance of K Archer and is satisfied that his performance continues to be effective and that he continues to demonstrate commitment to the role.

K Archer will be subject to election at the forthcoming AGM.

Report of the audit committee

The audit committee is responsible for reviewing the Group's internal control and risk management systems, and reviewing and monitoring the effectiveness of internal and external audit. Its role includes monitoring the integrity of the Group's financial statements and other formal announcements relating to the Group's financial performance, reviewing significant financial reporting judgements contained in them.

The audit committee advises the Board on the appointment, reappointment and removal of external auditors and approves their remuneration and terms of engagement, including developing and implementing a policy on the provision of non-audit services by the external audit firm. It also reviews and monitors the independence and objectivity of the external auditor.

The work of the committee in discharging its responsibilities includes

- monitoring the integrity of the financial statements of the Company, and any formal announcements relating to the Company's financial performance, and reviewing financial reporting judgements contained in them,
- reviewing the Company's internal financial controls and reviewing the Company's internal control and risk management systems,
- reviewing the Company's whistle-blowing arrangements,
- reviewing the need for a separate internal audit function,
- making recommendations to the Board, for it to put to shareholders for their approval in general meeting, in relation to the appointment, re-appointment and removal of the external auditor and to approve the remuneration and terms of engagement of the external auditor,

- reviewing and monitoring the external auditor's independence and objectivity and the effectiveness of the audit process, taking into consideration relevant professional and regulatory requirements,
- developing and implementing policy on engagement of the external auditor to supply non-audit services, taking into account relevant ethical guidance regarding the provision of non-audit services by the external audit firm, and
- to report to the Board, identifying any matters of which it considers that action or improvement is needed and making recommendations as to the steps to be taken

The committee has met with senior management and the external auditors to review financial reporting at both the half and full year, including discussions as to the scope, materiality, timing and findings of the annual audit

The committee seeks to maintain auditor objectivity and independence by reviewing and controlling the manner in which non-audit services are awarded to the auditor on at least an annual basis. The Company has a rigorous policy designed to ensure that the auditors' independence is not compromised by their undertaking inappropriate non-audit work. All significant non-audit work, and any work of a non-compliance consultancy nature, commissioned from the external auditors requires audit committee approval.

The committee formally reviews the independence of the external auditors on an annual basis and has undertaken its annual review of the nature and amount of non-audit work undertaken by the external auditors and satisfied itself that there is no effect on their independence.

During the year, the committee considered the need for a separate internal audit function and concluded that, based on the size of the Group, a separate internal audit function is not necessary at this stage, but has instituted a cyclical review of compliance with internal control procedures. The need for an internal audit function is reviewed at least annually.

The committee has reviewed arrangements by which staff of the Company may, in confidence, raise concerns about possible improprieties in matters of financial reporting or other matters and concluded that they remain appropriate.

Relations with shareholders

Dialogue with institutional shareholders

The Board as a whole is responsible for ensuring that a dialogue is maintained with shareholders based on the mutual understanding of objectives.

The chief executive, non-executive chairman and senior non-executive director meet with major shareholders on a regular basis, including presentations after the Company's announcement of the year end results and at the half year. Non-executives are offered the opportunity to attend meetings with major shareholders and attend where requested.

The Board is kept informed of the views of shareholders at each Board meeting through a standing agenda item to receive a report from the chief executive together with formal feedback on shareholders' views gathered and supplied by the Company's advisors. The views of private and smaller shareholders, typically arising from the AGM or from direct contact with the Company, are also communicated to the Board on a regular basis.

M Royde, the senior independent non-executive Director, and K Archer, the Non-Executive Chairman, are available to shareholders if they have concerns where contact through the normal channels of Chief Executive Director has failed to resolve or for which such contact is inappropriate.

Constructive use of the AGM

The Board uses the Annual General Meeting to communicate with private and institutional investors and welcomes their participation.

All members of the Board attended the Company's last AGM and the chairman aims to ensure that all members of the Board will be available at the forthcoming AGM.

Proxy votes are counted and, except where a poll is called, the level of proxies lodged on each resolution, and the balance for and against the resolution and the number of abstentions, is reported after each resolution has been dealt with on a show of hands at the AGM

Details of resolutions to be proposed at the AGM can be found in the Notice of the Meeting. A separate resolution is proposed for each substantially separate issue including a separate resolution relating to the report and accounts

Accountability and audit

Financial reporting

The Board is responsible for presenting a balanced and understandable assessment of the Company's position and prospects, extending to interim reports and other price-sensitive public reports and reports to regulators as well as to information required to be presented by statutory requirements

Management and specialists within the Finance Department are responsible for ensuring the appropriate maintenance of financial records and processes that ensure all financial information is relevant, reliable, in accordance with the applicable laws and regulations, and distributed both internally and externally in a timely manner. A review of the consolidation and financial statements is completed by management to ensure that the financial position and results of the Group are appropriately reflected. All financial information published by the Group is subject to the approval of the Audit Committee

Going concern

The directors are required to report that the business is a going concern, with supporting assumptions and qualifications as necessary. The directors have concluded that the business is a going concern as further explained in the Directors' Report on page 11

Internal control

The Board is responsible for maintaining a sound system of internal control to safeguard shareholders' investment and the Company's assets. The directors acknowledge their ultimate responsibility for ensuring that the Group has in place a system of controls, financial and otherwise, that is appropriate to the business environment in which it operates and the risks to which it is exposed

The Board has reviewed the effectiveness of the Group's system of internal controls during the year. This review covered all material controls, including financial, operational and compliance controls and risk management systems

The Company's system of internal controls is designed to manage rather than eliminate the risk of failure to achieve business objectives and can only provide reasonable but not absolute assurance against material misstatement or loss. Action has been taken by the Board to enhance financial and other controls during the year. In addition, steps are continuing to be taken to further embed internal control and risk management processes into the operations of the business and to deal with areas of improvement which come to management's and the Board's attention

An embedded ongoing process for identifying, evaluating and managing the significant risks faced by the Group has been in place throughout the year and remains in place up to the date of the approval of the financial statements. The process is regularly reviewed by the Board and accords with the Internal Control Guidance for directors on the Combined Code produced by the Turnbull working party

The processes used by the Board to review the effectiveness of the system of internal control include

- review of management reports,
- discussions with management on risk areas identified by management and the Board,
- review and update of the Group's policy and procedures,
- review of external audit plans,

- review of significant issues arising from the external audit,
- results of site visits carried out by members of the Board, and
- annual review of the control environment and procedures

Control environment

The Group operates within a control framework developed and strengthened over a number of years and communicated as appropriate by a series of written procedures. These lay down accounting policies and financial control procedures, in addition to controls of a more operational nature. The key procedures that the directors have established with a view to providing internal control are as follows:

- the establishment of the organisation structure and the delegated responsibilities of operational management,
- the definition of authorisation limits, including matters reserved for the Board,
- the establishment of detailed operational budgets for each financial year,
- reporting and monitoring performance against budgets and rolling forecasts,
- the security of physical property and of computer information, and
- detailed financial due-diligence on all acquisitions

Information not subject to audit*Remuneration committee and advisers*

The remuneration committee is chaired by M Royde and K Archer is a member

The committee makes recommendations to the Board, within agreed terms of reference, on an overall remuneration package for executive directors and other senior executives. The chief executive provides advice in relation to the remuneration of other senior executives

Remuneration policy

The Group's policy on directors' remuneration for the current and subsequent financial years is that the overall remuneration package should be sufficiently competitive to attract, retain and motivate high quality executives capable of achieving the Group's objectives and thereby enhancing shareholder value. The package consists of basic salary, benefits, share options, performance related bonuses and pensions, with a significant proportion based on performance and dependent upon the achievement of demanding targets. Consideration is given to pay and employment policies elsewhere in the Group, especially when determining annual salary increases by reference to prevailing local market pay rates and overall packages offered.

Executive remuneration package The remuneration committee's policy is to align executive directors' remuneration packages to support the Company's business strategy whilst ensuring that rewards are market competitive. The Group's share option and bonus arrangements include demanding performance targets based around share price and financial performance respectively. The performance measures are designed to closely align with shareholders' returns over the longer term. The details of individual components of the remuneration package and service contracts are discussed below.

Basic salary and benefits Salary and benefits are reviewed annually. Directors received no increase in basic salary for the 2010 calendar year. Benefits principally comprise private healthcare and death in service insurance.

Share options Share options are awarded by the remuneration committee. Options may only be granted at an exercise price of not less than 110% of the mid-market price of ordinary shares on the day prior to the date of grant. Further information concerning share options including performance conditions can be found in note 22 to the Group financial statements.

Performance related bonuses The committee establishes the objectives which must be met for each financial year if a cash bonus is to be paid. The committee believes that any incentive compensation awarded should be tied to the interests of the Company's shareholders and that the principal measure of those interests is the profitability of the Group. The annual bonus plan generally allows for incentive payments of up to 100% of basic salary dependent on the achievement of profitability targets set at the beginning of the year, only in truly exceptional circumstances would the payment be higher than this and then only in the presence of a very significant level of Group profitability. No such bonus payments were made for the year ended 31 December 2010 or 2009.

Pensions The Company makes contributions to defined contribution schemes, usually calculated as a percentage of base salary, for which rates are individually set.

Fees The level of non-executive directors' remuneration is determined by the executive directors after considering the fee levels in comparable businesses. A basic fee is set for normal duties and supplementary fees are paid for any additional duties at fixed day rates. Non-executive directors are not eligible for pensions, incentives or any similar payments other than normal out of pocket expenses incurred on behalf of the business. Compensation for loss of office is not payable to non-executive directors.

Service contracts It is the Company's policy to offer directors service contracts terminable with a maximum of 12 months' rolling notice from either side.

None of the non-executive directors have a service contract. Letters of Appointment provide for an initial period of two years, subject to review.

There are no predetermined special provisions for executive directors with regard to compensation in the event of loss of office. The remuneration committee considers the circumstances of individual cases of early termination and in exceptional circumstances only would recommend compensation payments in excess of the Company's contractual obligations.

Service contracts

CM Errington has a service agreement dated 11 January 2005, which is terminable by 12 months' rolling notice from either side.

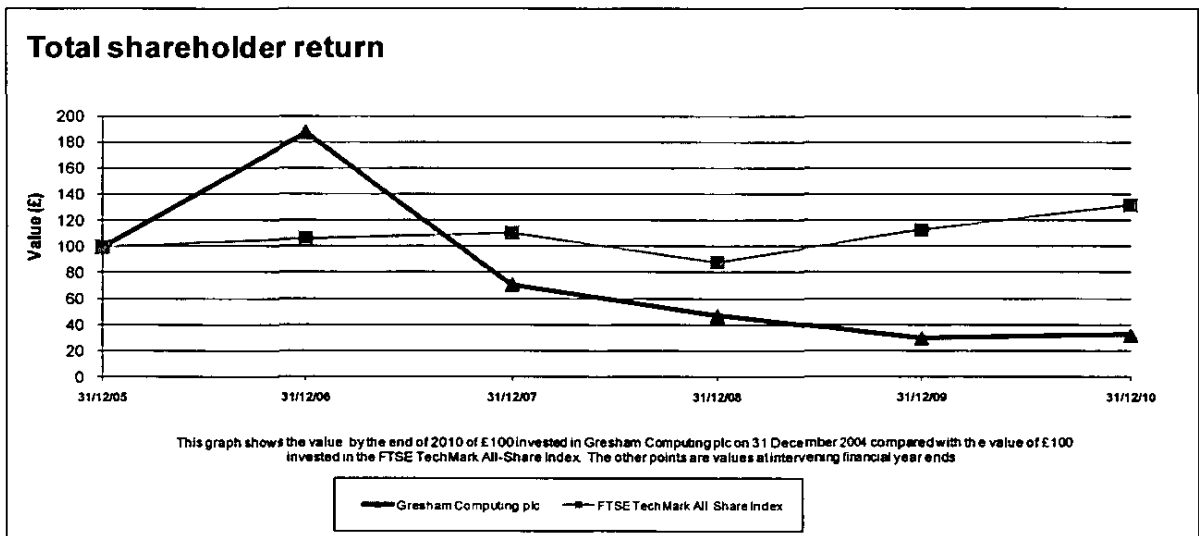
M Royde has a letter of appointment dated 28 August 2009, due for renewal after two years. The services of M Royde are provided and invoiced by Kestrel Partners LLP, a company in which he has an ownership interest.

K Archer has a letter of appointment dated 9 June 2010, due for renewal after two years.

Performance graph

The graph below shows the total shareholder return for each of the last five financial years in terms of the change in value (with dividends reinvested) of an initial investment of £100 on 31 December 2005 in a holding of the Company's shares against the corresponding total shareholder return in a hypothetical holding of shares in the FTSE TechMark All-Share index.

The FTSE TechMark All-Share was selected as it represents a broad equity market index in which the Company is a constituent member.



Information subject to audit*Directors' remuneration*

The remuneration of the directors is as follows

	Basic salary and fees £	Benefits in kind £	Compensation for loss of office £	Performance related bonus £	Total 2010 £	Total 2009 £
<i>Executive directors</i>						
CM Errington ¹	140,000	1,680	-	-	141,680	149,823
E Sepkes ²	62,962	571	55,000	-	118,533	112,368
AJS Walton-Green ³	77,915	596	226,365	-	304,876	189,736
<i>Non-executive directors</i>						
M Royde	40,000	-	-	-	40,000	10,000
Ken Archer ⁴	26,667	-	-	-	26,667	-
JE Aves ⁵	-	-	-	-	-	20,000
	347,544	2,847	281,365	-	631,756	481,927

¹ waived £1 000 per month of salary entitlement from November 2009 for a period of 12 months

² resigned 2 November 2010, waived £4,167 per month of salary entitlement from November 2009 until October 2010

³ resigned 28 April 2010

⁴ appointed 9 June 2010

⁵ resigned 28 August 2009

The remuneration package of each executive director includes non-cash benefits comprising the provision of private healthcare and death in service insurance

Pension entitlements

Contributions paid by the Company in respect of the directors were as follows

	2010 £	2009 £
CM Errington ¹	1,250	6,250
AJS Walton-Green ²	45,718	20,000
E Sepkes ³	5,023	6,000
	51,991	32,250

¹ waived £625 per month of company pension contribution entitlement from November 2009 for a period of 12 months

² resigned 28 April 2010

³ resigned 2 November 2010

Interests in options

The Group has two share option schemes the Executive Scheme 1998, from which no further grants will be made, and the Option Schemes 2010 by which executive directors and other senior executives are able to subscribe for ordinary shares in the Company During the year the Employee Option Plan 2007 was cancelled and replaced by the Option Schemes 2010

Further details concerning the share option schemes in place, including vesting conditions, can be found in note 22 to the Group financial statements

The interests of the directors in share options were as follows

	Options at 1 January 2010	Granted/ (lapsed)	Cancelled	Exercised	Options at 31 December 2010	Date of grant	Exercise price	Date first exercisable	Expiry date
CM Errington	111,111 ^P	-	111,111	-	-	22 10 07	115p	23 10 10	23 10 17
	111 111 ^P	-	111 111	-	-	22 10 07	115p	23 10 11	23 10 17
	277,778 ^P	-	277,778	-	-	22 10 07	115p	23 10 12	23 10 17
	-	1 750,000 ^S			1 750 000	31 12 10	28p	31 12 13	31 12 20
	500 000	1 750 000	500,000	-	1 750,000				
M Royde	-	500,000 ^{S K}	-	-	500,000	31 12 10	28p	31 12 13	31 12 20
K Archer	-	700,000 ^S	-	-	700 000	31 12 10	28p	31 12 13	31 12 20

^P denotes options granted under Executive Scheme 1998

^P denotes awards granted under the EOP 2007 scheme

^S denotes awards granted under the Share Schemes 2010

^K denotes awards granted to Kestrel Partners LLP of which M Royde is a Partner


* denotes options over which the executive has agreed to pay any employer's national insurance arising from the exercise of the options

The closing market price of the Company's shares on 31 December 2010 was 25.5 pence. During the year, the closing price per ordinary share ranged from 13.75 pence to 27.25 pence.

No gains were made on the exercise of director share options in this or the prior year.

The interests of the directors to subscribe for or acquire ordinary shares have not changed since the year end.

On behalf of the Board



M Royde

Chairman of the Remuneration Committee

28 March 2011

Directors' responsibilities

The directors are responsible for preparing the annual report and the financial statements in accordance with applicable law and regulations

Company law requires the directors to prepare financial statements for each financial year. Under that law the directors are required to prepare the Group financial statements in accordance with International Financial Reporting Standards (IFRSs) as adopted by the European Union and have elected to prepare the Company financial statements in accordance with United Kingdom Generally Accepted Accounting Practice (United Kingdom Accounting Standards and applicable law). Under company law the directors must not approve the financial statements unless they are satisfied that they give a true and fair view of the state of affairs of the Group and Company and of the profit or loss for the Group and Company for that period.

In preparing these financial statements, the directors are required to

- select suitable accounting policies and then apply them consistently,
- make judgements and accounting estimates that are reasonable and prudent,
- state whether they have been prepared in accordance with IFRSs as adopted by the European Union, subject to any material departures disclosed and explained in the financial statements,
- prepare a Director's Report and Director's Remuneration Report which comply with the requirements of the Companies Act 2006

The directors are responsible for keeping adequate accounting records that are sufficient to show and explain the Company's transactions and disclose with reasonable accuracy at any time the financial position of the Company and enable them to ensure that the financial statements comply with the Companies Act 2006 and, as regards the Group financial statements, Article 4 of the IAS Regulation. They are also responsible for safeguarding the assets of the Company and hence for taking reasonable steps for the prevention and detection of fraud and other irregularities.

Website publication

The directors are responsible for ensuring the annual report and the financial statements are made available on a website. Financial statements are published on the Company's website in accordance with legislation in the United Kingdom governing the preparation and dissemination of financial statements, which may vary from legislation in other jurisdictions. The maintenance and integrity of the Company's website is the responsibility of the directors. The directors' responsibility also extends to the ongoing integrity of the financial statements contained therein.

Directors' responsibilities pursuant to DTR4

The directors confirm to the best of their knowledge

- The Group financial statements have been prepared in accordance with International Financial Reporting Standards (IFRSs) as adopted by the European Union and Article 4 of the IAS Regulation and give a true and fair view of the assets, liabilities, financial position and profit and loss of the Group
- The annual report includes a fair review of the development and performance of the business and the financial position of the Group and the parent Company, together with a description of the principal risks and uncertainties that they face

**INDEPENDENT AUDITOR'S REPORT TO THE MEMBERS OF GRESHAM COMPUTING
PLC**

We have audited the financial statements of Gresham Computing plc for the year ended 31 December 2010 which comprise the consolidated income statement, the consolidated statement of comprehensive income, the consolidated statement of financial position, the consolidated statement of changes in equity, the consolidated statement of cash flow, the Company balance sheet and the related notes. The financial reporting framework that has been applied in the preparation of the Group financial statements is applicable law and International Financial Reporting Standards (IFRSs) as adopted by the European Union. The financial reporting framework that has been applied in preparation of the parent Company financial statements is applicable law and United Kingdom Accounting Standards (United Kingdom Generally Accepted Accounting Practice).

This report is made solely to the Company's members, as a body, in accordance with Chapter 3 of Part 16 of the Companies Act 2006. Our audit work has been undertaken so that we might state to the Company's members those matters we are required to state to them in an auditor's report and for no other purpose. To the fullest extent permitted by law, we do not accept or assume responsibility to anyone other than the Company and the Company's members as a body, for our audit work, for this report, or for the opinions we have formed.

Respective responsibilities of directors and auditors

As explained more fully in the statement of directors' responsibilities, the directors are responsible for the preparation of the financial statements and for being satisfied that they give a true and fair view. Our responsibility is to audit and express an opinion on the financial statements in accordance with applicable law and International Standards on Auditing (UK and Ireland). Those standards require us to comply with the Auditing Practices Board's (APB's) Ethical Standards for Auditors.

Scope of the audit of the financial statements

A description of the scope of an audit of financial statements is provided on the APB's website at www.frc.org.uk/apb/scope/private.cfm.

Opinion on financial statements

In our opinion:

- the financial statements give a true and fair view of the state of the Group's and the parent Company's affairs as at 31 December 2010 and of the Group's profit for the year then ended,
- the Group financial statements have been properly prepared in accordance with IFRSs as adopted by the European Union,
- the parent Company financial statements have been properly prepared in accordance with United Kingdom Generally Accepted Accounting Practice, and
- the financial statements have been prepared in accordance with the requirements of the Companies Act 2006, and, as regards the Group financial statements, Article 4 of the IAS Regulation.

Opinion on other matters prescribed by the Companies Act 2006

In our opinion

- the part of the directors' remuneration report to be audited has been properly prepared in accordance with the Companies Act 2006, and
- the information given in the directors' report for the financial year for which the financial statements are prepared is consistent with the financial statements

Matters on which we are required to report by exception

We have nothing to report in respect of the following matters where the Companies Act 2006 requires us to report to you if, in our opinion

- adequate accounting records have not been kept by the parent Company, or returns adequate for our audit have not been received from branches not visited by us, or
- the parent Company financial statements and the part of the directors' remuneration report to be audited are not in agreement with the accounting records and returns, or
- certain disclosures of directors' remuneration specified by law are not made, or
- we have not received all the information and explanations we require for our audit

Under the Listing Rules we are required to review

- the directors' statement, set out on page 29, in relation to going concern, and
- the part of the corporate governance statement relating to the Company's compliance with the nine provisions of the June 2008 Combined Code specified for our review

BDO CCP

*Mr Paul Anthony (senior statutory auditor)
For and on behalf of BDO LLP, statutory auditor
Southampton
United Kingdom
Date 28 March 2011*

BDO LLP is a limited liability partnership registered in England and Wales (with registered number OC305127)

Consolidated Income Statement

For the year ended 31 December 2010

	Notes	31 December 2010 £'000	<i>Restated</i> 31 December 2009 £'000
Revenue	3,4,24	9,133	9,886
Cost of goods sold		(1,763)	(2,435)
Gross profit		<u>7,370</u>	<u>7,451</u>
Administrative expenses		(7,085)	(14,115)
Trading profit / (loss)	5	285	(6,664)
Loss on disposal of fixed assets		-	(8)
Profit on disposal of subsidiary undertaking	15	-	132
(Loss) on disposal of business	15	-	(1,168)
Finance revenue	3,8	7	10
Finance costs	8	(21)	(21)
Profit / (loss) before taxation		<u>271</u>	<u>(7,719)</u>
Taxation	9	285	355
Attributable to equity holders of the parent	23	<u><u>556</u></u>	<u><u>(7,364)</u></u>
Earnings/(loss) per share (total and continuing)			
Basic earnings / (loss) per share - pence	10	1 00	(13 93)
Diluted earnings / (loss) per share - pence	10	0 99	(13 93)

All activities during the year were continuing

Consolidated Statement of Comprehensive Income For the year ended 31 December 2010	31 December	31 December
	2010	2009
	£'000	£'000
Attributable profit / (loss) for the year	556	(7,364)
Other comprehensive income		
Exchange differences on translation of foreign operations	85	35
Exchange differences transferred to income statement on disposal of subsidiary undertakings	-	39
	<u>85</u>	<u>74</u>
Total comprehensive income / (loss) for the year	<u>641</u>	<u>(7,290)</u>

All activities during the year were continuing

The tax effect of exchange differences recorded within the Consolidated Statement of Comprehensive Income is a charge of £24,000 (2009 charge of £21,000)

Consolidated Statement of Financial Position		Notes	31 December	31 December
At 31 December 2010			2010	2009
			£'000	£'000
ASSETS				
Non-current assets				
Property, plant and equipment	12		325	235
Intangible assets	13		1,862	1,757
			<u>2,187</u>	<u>1,992</u>
Current assets				
Trade and other receivables	16		3,068	3,140
Income tax receivable	16		346	340
Cash and cash equivalents	17		3,146	745
			<u>6,560</u>	<u>4,225</u>
TOTAL ASSETS			<u><u>8,747</u></u>	<u><u>6,217</u></u>
EQUITY AND LIABILITIES				
Equity attributable to equity holders of the parent				
Called up equity share capital	21		2,907	2,643
Share premium account	23		13,124	12,614
Other reserves	23		1,039	1,039
Foreign currency translation reserve	23		346	261
Retained earnings	23		(15,440)	(15,783)
	23		<u>1,976</u>	<u>774</u>
Non-current liabilities				
Deferred income	18		1,206	313
Provisions	18		423	586
			<u>1,629</u>	<u>899</u>
Current liabilities				
Trade and other payables	18		5,077	4,449
Financial liabilities	18		-	17
Income tax payable	18		2	2
Provisions	18		63	76
			<u>5,142</u>	<u>4,544</u>
Total liabilities			<u>6,771</u>	<u>5,443</u>
TOTAL EQUITY AND LIABILITIES			<u><u>8,747</u></u>	<u><u>6,217</u></u>

The financial statements were approved by the Board of Directors and authorised for issue on 28 March 2011

On behalf of the Board



CM Errington

28 March 2011

Consolidated Statement of Changes in Equity

	Share capital £'000	Share premium £'000	Other reserves £'000	Currency translation £'000	Retained earnings £'000	Total £'000
At 1 January 2009	2,643	12,564	1,039	187	(8,576)	7,857
Attributable loss for the period	-	-	-	-	(7,364)	(7,364)
Other comprehensive income	-	-	-	74	-	74
Total comprehensive income/(expense)	-	-	-	74	(7,364)	(7,290)
Reclaim of VAT on previous share issues costs	-	50	-	-	-	50
Share based payment	-	-	-	-	157	157
At 31 December 2009	2,643	12,614	1,039	261	(15,783)	774
Attributable profit for the period	-	-	-	-	556	556
Other comprehensive income	-	-	-	85	-	85
Total comprehensive income/(expense)	-	-	-	85	556	641
Settlement of claim of VAT on previous share issues costs	-	(10)	-	-	-	(10)
Share issue proceeds	264	568	-	-	-	832
Share issue transaction costs	-	(48)	-	-	-	(48)
Share based payment credit	-	-	-	-	(213)	(213)
At 31 December 2010	2,907	13,124	1,039	346	(15,440)	1,976

Consolidated Statement of Cash Flows		31 December	31 December
For the year ended 31 December 2010		2010	2009
	Notes	£'000	£'000
Cash flows from operating activities			
Profit / (loss) before taxation		271	(7,719)
Depreciation, amortisation and impairment	5	492	3,841
Share based payment (credit) / expense	7,22	(213)	157
Decrease in inventories		-	20
(Increase) / Decrease in trade and other receivables		(497)	604
Increase in trade and other payables		1,521	170
Movement in provisions	18	(176)	494
Revaluation of foreign exchange instrument		(17)	17
Loss on disposal of property, plant & equipment		-	8
(Gain)/loss on disposal of subsidiary undertakings	15	-	(132)
(Gain)/loss on disposal of businesses	15	-	1,168
Net finance (cost)/income	8	(1)	11
Cash inflow / (outflow) from operations		1,380	(1,361)
Net income taxes received		279	211
Net cash inflow / (outflow) from operating activities		1,659	(1,150)
Cash flows from investing activities			
Interest received	8	7	10
Disposal of property, plant and equipment		-	1
Disposal of subsidiary undertakings	15	-	391
Disposal of businesses	15	496	269
Disposal of assets held for sale		-	766
Purchase of property, plant and equipment	12	(284)	(161)
Payments to acquire intangible fixed assets	13	(270)	(550)
Net cash (used in) / generated from investing activities		(51)	726
Cash flows from financing activities			
Interest paid	8	(6)	(13)
Receipts from share issue (net of expenses)	23	784	-
Repayment of capital element of finance leases	23	-	(14)
Net cash generated from / (used in) financing activities		778	(27)
Net increase / (decrease) in cash and cash equivalents		2,386	(451)
Cash and cash equivalents at beginning of year		745	1,214
Exchange adjustments		15	(18)
Cash and cash equivalents at end of year		3,146	745

1. Authorisation of financial statements and statement of compliance with IFRSs

Gresham Computing plc is a public limited company incorporated and domiciled in England and Wales. The Company's ordinary shares are traded on the London Stock Exchange.

The financial statements of Gresham Computing plc and its subsidiaries (the "Group") for the year ended 31 December 2010 were authorised for issue by the Board of directors on 28 March 2011 and the statement of financial position was signed on the Board's behalf by CM Errington.

The Group's financial statements have been prepared in accordance with International Financial Reporting Standards (IFRSs) as adopted by the European Union as they apply to the financial statements of the Group for the year ended 31 December 2010.

The principal accounting policies adopted by the Group are set out below.

2. Accounting policies

Basis of preparation

The Group's financial statements have been prepared in accordance with International Financial Reporting Standards as adopted by the European Union as they apply to the financial statements of the Group for the year ended 31 December 2010 and applied in accordance with the Companies Act 2006. The accounting policies which follow set out those policies which apply in preparing the financial statements for the year ended 31 December 2010.

The Group's financial statements have been prepared on a historical cost basis, except for derivative financial instruments that have been measured at fair value.

During the year the Group changed the classification of some of its staff costs. In previous years, costs associated with customer facing technical staff were disclosed as *Cost of Goods of Sold*, however during the year ended 31 December 2010 all staff costs have been disclosed within *Administrative expenses*. As a result, the Income Statement for the year ended 31 December 2009 has been restated, with £3,039,000 of staff costs that were previously disclosed within *Cost of Goods Sold* being reclassified to *Administrative expenses*. A third Statement of Consolidated Financial Position has not been presented because there are no changes to the Statement of Consolidated Financial Position previously published.

No profit and loss account is presented by the Company as permitted by Section 408 of the Companies Act 2006. For the year ended 31 December 2010, the Company recorded a loss of £47,000 (2009 loss of £10,063,000).

The Group financial statements are presented in Sterling and all values are rounded to the nearest thousand pounds ("£000") except when otherwise indicated.

Judgements and key sources of estimation uncertainty

The preparation of financial statements requires management to make judgements, estimates and assumptions that affect the amounts reported for assets and liabilities as at the statement of financial position date and the amounts reported for revenues and expenses during the year. However, the nature of estimation means that actual outcomes could differ from those estimates.

Estimates and assumptions

The key assumptions concerning the future and other key sources of estimation uncertainty at the statement of financial position date, that have a significant risk of causing a material adjustment to the carrying amounts of assets and liabilities within the next financial year are discussed below.

Revenue and profit recognition

Fixed price contracts are accounted for in accordance with IAS 11 'Construction Contracts'. Revenue and profits are recognised on a percentage-of-completion basis, as costs incurred relate to total costs for the contract, when the outcome of a contract can be estimated reliably. Determining whether a contract's outcome can be estimated reliably, requires management to exercise judgement, whilst calculation of the contract's profit requires estimates of the total contract costs to completion. Cost estimates and judgements are continually reviewed and updated as determined by events or circumstances.

Impairment of goodwill and development costs

The determination of whether or not these intangible assets have been impaired requires an estimate to be made of the value in use of the cash-generating unit to which the intangible asset has been allocated. The value in use calculation includes estimates about future financial performance of the cash-generating units, including management's estimates of long-term operating margins and long-term growth rates. The carrying amount of these intangibles and the key assumptions used in the calculation of value in use of the cash-generating units to which the intangibles are allocated are disclosed in note 14.

Provisions

Provisions are recognised when the Group has a present obligation (legal or constructive) as a result of a past event, it is probable that an outflow of resources embodying economic benefits will be required to settle the obligation and a reliable estimate can be made of the amount of the obligation. If the effect of the time value of money is material, provisions are discounted using a current pre-tax rate that reflects, where appropriate, the risks specific to the liability. Where discounting is used, the increase in the provision due to the passage of time is recognised as a finance cost.

Share-based payments

The Group measures the cost of equity-settled transactions with employees by reference to the fair value of the equity instruments at the date at which they are granted. Judgement is required in determining the most appropriate valuation model for a grant of equity instruments, depending on the terms and conditions of the grant. Management is also required to use judgement in determining the most appropriate inputs to the valuation model including expected life of the option, volatility and dividend yield.

At each statement of financial position date before vesting, the cumulative expense is calculated, representing the extent to which the vesting period has expired and management's best estimate of the achievement or otherwise of non-market conditions and of the number of equity instruments that will ultimately vest or, in the case of an instrument subject to a market condition, be treated as vesting. This includes the review of the applicable staff attrition rate which can have a material impact on the cumulative expense calculated.

The assumptions and models used are disclosed in note 22.

Basis of consolidation

The Group financial statements consolidate the financial statements of Gresham Computing plc and the entities it controls (its subsidiaries) drawn up to 31 December each year.

Subsidiaries are consolidated from the date of their acquisition, being the date on which the Group obtains control, and continue to be consolidated until the date that such control ceases. Control comprises the power to govern the financial and operating policies of the investee so as to obtain benefit from its activities and is achieved through direct or indirect ownership of voting rights, currently exercisable or convertible potential voting rights, or by way of contractual agreement. The financial statements of subsidiaries are prepared for the same reporting year as the parent Company, using consistent accounting policies. All inter-company balances and transactions, including unrealised profits arising from them, are eliminated.

Foreign currency translation

Transactions in foreign currencies are initially recorded in the functional currency by applying an approximation of the spot exchange rate ruling at the date of the transaction. Monetary assets and liabilities denominated in foreign currencies are retranslated at the functional currency rate of exchange ruling at the statement of financial position date. All differences are taken to the income statement, except when hedge accounting is applied and for differences on monetary assets and liabilities that form part of the Group's net investment in a foreign operation. These are taken directly to equity until the disposal of the net investment, at which time they are recognised in profit or loss.

The assets and liabilities of foreign operations are translated into sterling at the rate of exchange ruling at the statement of financial position date. Income and expenses are translated at weighted average exchange rates for the year. The resulting exchange differences are taken directly to a separate component of equity. On disposal of a foreign entity, the deferred cumulative amount recognised in equity relating to that particular foreign operation is recognised in the income statement.

Non-monetary items that are measured in terms of historical cost in a foreign currency are translated using the exchange rates as at the dates of the initial transactions

On transition to IFRS from 1 January 2004, the exemption available under IFRS 1 was taken to start the currency translation reserve at nil

Goodwill

Business combinations on or after 1 January 2004 have been accounted for under IFRS 3 using the purchase method. Any excess of the cost of the business combination over the Group's interest in the net fair value of the identifiable assets, liabilities and contingent liabilities is recognised in the statement of financial position as goodwill and is not amortised. To the extent that the net fair value of the acquired entity's identifiable assets, liabilities and contingent liabilities is greater than the cost of the investment, a gain is recognised immediately in the income statement. Goodwill recognised as an asset as at 31 December 2003 is recorded at its carrying amount under UK GAAP and is not amortised. Any goodwill asset arising on the acquisition of equity accounted entities is included within the cost of those entities.

After initial recognition, goodwill is stated at cost less any accumulated impairment losses, with the carrying value being reviewed for impairment, at least annually and whenever events or changes in circumstances indicate that the carrying value may be impaired.

For the purpose of impairment testing, goodwill is allocated to the related cash-generating units monitored by management, usually at geographical segment level or statutory company level as the case may be. Where the recoverable amount of the cash-generating unit is less than its carrying amount, including goodwill, an impairment loss is recognised in the income statement.

The carrying amount of goodwill allocated to a cash-generating unit is taken into account when determining the gain or loss on disposal of the unit, or of an operation within it. Goodwill arising on acquisitions prior to 31 December 1997 remains set off directly against reserves even if the related investment becomes impaired or the business is disposed of.

Intangible assets

Intangible assets acquired separately are measured on initial recognition at cost. The cost of intangible assets acquired in a business combination is fair value as at the date of acquisition. Following initial recognition, intangible assets are carried at cost less any accumulated amortisation and any accumulated impairment losses. Internally generated intangible assets, excluding capitalised development costs, are not capitalised and expenditure is reflected in the income statement in the year in which the expenditure is incurred.

Intangible assets with finite lives are amortised over the useful economic life and assessed for impairment whenever there is an indication that the intangible asset may be impaired. The amortisation period and the amortisation method for an intangible asset with a finite useful life is reviewed at least at each financial year end. Changes in the expected useful life or the expected pattern of consumption of future economic benefits embodied in the asset is accounted for by changing the amortisation period or method, as appropriate, and are treated as changes in accounting estimates. The amortisation expense on intangible assets with finite lives is recognised in the income statement in the expense category consistent with the function of the intangible asset.

Gains or losses arising from derecognition of an intangible asset are measured as the difference between the net disposal proceeds and the carrying amount of the asset and are recognised in the income statement when the asset is derecognised.

Purchased intangibles with finite lives, including purchased patents, know-how, trademarks, licences and distribution rights are capitalised at cost and amortised on a straight line basis over their estimated useful lives. The estimated useful life of these intangible assets ranges between 2 and 10 years depending on their nature. Amortisation charges in respect of intangible assets are included in administrative expenses.

Research and development costs

Research costs are expensed as incurred. Development expenditure on an individual project is recognised as an intangible asset when the Group can demonstrate the technical feasibility of completing the intangible asset so that it will be available for use or sale, its intention to complete and its ability to use or sell the

asset, how the asset will generate future economic benefits, the availability of resources to complete the asset and the ability to measure reliably the expenditure during development

Following initial recognition of the development expenditure as an asset, the cost model is applied requiring the asset to be carried at cost less any accumulated amortisation and accumulated impairment losses. Amortisation of the asset begins when development is complete and the asset is available for use. It is amortised over the period of expected future benefit. During the period of development, the asset is tested for impairment annually.

Property, plant and equipment

Property, plant and equipment is stated at cost less accumulated depreciation and accumulated impairment losses. Cost comprises the aggregate amount paid and the fair value of any other consideration given to acquire the asset and includes costs directly attributable to making the asset capable of operating as intended.

Depreciation is provided on all property, plant and equipment, other than freehold land, on a straight-line basis over its expected useful life as follows:

- Fixtures and fittings over the term of the underlying property lease
- Plant and equipment over lives ranging between 1 and 10 years to write down the assets to their residual value based on current prices for an asset of the age the plant and equipment is expected to be at the end of its useful life

The carrying values of property, plant and equipment are reviewed for impairment if events or changes in circumstances indicate the carrying value may not be recoverable, and are written down immediately to their recoverable amount. Useful lives and residual values are reviewed annually and where adjustments are required these are made prospectively.

An item of property, plant and equipment is derecognised upon disposal or when no future economic benefits are expected to arise from the continued use of the asset. Any gain or loss arising on derecognition of the asset is included in the income statement in the period of derecognition.

Leases

Group as a lessee

Assets held under finance leases, which transfer to the Group substantially all the risks and benefits incidental to ownership of the leased item, are capitalised at the inception of the lease, with a corresponding liability being recognised for the lower of the fair value of the leased asset and the present value of the minimum lease payments. Lease payments are apportioned between the reduction of the lease liability and finance charges in the income statement so as to achieve a constant rate of interest on the remaining balance of the liability. Assets held under finance leases are depreciated over the shorter of the estimated useful life of the asset and the lease term.

Leases where the lessor retains a significant portion of the risks and benefits of ownership of the asset are classified as operating leases and rentals payable are charged in the income statement on a straight line basis over the lease term.

Group as a lessor

Where the Group has spare capacity in offices held under operating leases and where the head lease permits, the Group sub leases space acting in a lessor capacity. The rental income is recognised on a straight line basis over the lease term and shown separately from the Group's full obligation under the head operating lease.

Impairment of assets

The Group assesses at each reporting date whether there is an indication that an asset may be impaired. If any such indication exists, or when annual impairment testing for an asset is required, the Group makes an estimate of the asset's recoverable amount. An asset's recoverable amount is the higher of an asset's or cash-generating unit's fair value less costs to sell and its value in use and is determined for an individual asset, unless the asset does not generate cash inflows that are largely independent of those from other assets or Groups of assets. Where the carrying amount of an asset exceeds its recoverable amount, the asset is

considered impaired and is written down to its recoverable amount. In assessing value in use, the estimated future cash flows are discounted to their present value using a pre-tax discount rate that reflects current market assessments of the time value of money and the risks specific to the asset. In determining fair value less costs to sell, an appropriate valuation model is used, these calculations corroborated by valuation multiples, or other available fair value indicators. Impairment losses on continuing operations are recognised in the income statement in those expense categories consistent with the function of the impaired asset.

An assessment is made at each reporting date as to whether there is any indication that previously recognised impairment losses may no longer exist or may have decreased. If such indication exists, the recoverable amount is estimated. A previously recognised impairment loss is reversed only if there has been a change in the estimates used to determine the asset's recoverable amount since the last impairment loss was recognised. If that is the case the carrying amount of the asset is increased to its recoverable amount. Impairment charges on goodwill are considered permanent and cannot be reversed. That increased amount cannot exceed the carrying amount that would have been determined, net of depreciation, had no impairment loss been recognised for the asset in prior years. Such reversal is recognised in profit or loss. After such a reversal the depreciation charge is adjusted in future periods to allocate the asset's revised carrying amount, less any residual value, on a systematic basis over its remaining useful life.

Provisions

A provision is recognised when the Group has a legal or constructive obligation as a result of a past event, it is probable that an outflow of economic benefits will be required to settle the obligation and a reliable estimate can be made of the amount of the obligation. If the effect is material, expected future cash flows are discounted using a current pre-tax rate that reflects, where appropriate, the risks specific to the liability.

Where the Group expects some or all of a provision to be reimbursed, for example under an insurance policy, the reimbursement is recognised as a separate asset but only when recovery is virtually certain. The expense relating to any provision is presented in the income statement net of any reimbursement. Where discounting is used, the increase in the provision due to unwinding the discount is recognised as a finance cost.

Financial assets

Financial assets are recognised when the Group becomes party to the contracts that give rise to them and are classified as financial assets at fair value through profit or loss, loans and receivables, held-to-maturity investments, or as available-for-sale financial assets, as appropriate. The Group determines the classification of its financial assets at initial recognition and, where allowed and appropriate, re-evaluates this designation at each financial year-end. When financial assets are recognised initially, they are measured at fair value, being the transaction price plus, in the case of financial assets not at fair value through profit or loss, directly attributable transaction costs. The Group considers whether a contract contains an embedded derivative when the entity first becomes a party to it. The embedded derivatives are separated from the host contract if it is not measured at fair value through profit or loss and when the economic characteristics and risks are not closely related to those of the host contract. Reassessment only occurs if there is a change in the terms of the contract that significantly modifies the cash flows that would otherwise be required.

All regular way purchases and sales of financial assets are recognised on the trade date, being the date that the Group commits to purchase or sell the asset. Regular way transactions require delivery of assets within the timeframe generally established by regulation or convention in the market place. The subsequent measurement of financial assets depends on their classification, as follows:

Loans and receivables

Loans and receivables are non-derivative financial assets with fixed or determinable payments that are not quoted in an active market, do not qualify as trading assets and have not been designated as either fair value through profit or loss or available-for-sale. Such assets are initially valued at fair value and carried at amortised cost using the effective interest method if the time value of money is significant. Gains and losses are recognised in the income statement when the loans and receivables are derecognised or impaired, as well as through the amortisation process.

Financial assets at fair value through profit or loss

Financial assets classified as held for trading and other assets designated as such on inception are included in this category. Financial assets are classified as held for trading if they are acquired for sale in the short term. Derivatives, including separated embedded derivatives, are also classified as held for trading unless they are designated as effective hedging instruments or as financial guarantee contracts. Assets are carried in the statement of financial position at fair value with gains or losses recognised in the income statement.

Available-for-sale financial assets

Available for sale financial assets are those non-derivative financial assets that are designated as available for sale by the directors, taking into account the stage of any marketing or sales activity to promote an end sale. After initial recognition, available-for-sale financial assets are measured at fair value with gains or losses being recognised within the Statement of Comprehensive Income until the investment is derecognised or until the investment is determined to be impaired at which time the cumulative gain or loss previously reported in equity is included in the Income Statement.

Impairment of financial assets

The Group assesses at each statement of financial position date whether a financial asset or Group of financial assets is impaired.

Assets carried at amortised cost

If there is objective evidence that an impairment loss on assets carried at amortised cost has been incurred, the amount of the loss is measured as the difference between the asset's carrying amount and the present value of estimated future cash flows (excluding future credit losses that have not been incurred) discounted at the financial asset's original effective interest rate (i.e. the effective interest rate computed at initial recognition). The carrying amount of the asset is reduced, through the use of an allowance account. The amount of the loss is recognised in administration costs.

If, in a subsequent period, the amount of the impairment loss decreases and the decrease can be related objectively to an event occurring after the impairment was recognised, the previously recognised impairment loss is reversed. Any subsequent reversal of an impairment loss is recognised in the income statement, to the extent that the carrying value of the asset does not exceed its amortised cost at the reversal date.

Trade and other receivables

Trade receivables are recognised and carried at the lower of their original invoiced value and recoverable amount. Where the time value of money is material, receivables are carried at amortised cost. Provision is made when there is objective evidence that the Group will not be able to recover balances in full. Balances are written off when the probability of recovery is assessed as being remote.

In relation to trade receivables, a provision for impairment is made when there is objective evidence (such as the probability of insolvency or significant finance difficulties of the debtor) that the Group will not be able to collect all of the amounts due under the original terms of the invoice. The carrying amount of the receivable is reduced through use of an allowance account. Impaired debts are derecognised when they are assessed as irrecoverable.

Amounts recoverable on contracts

Amounts recoverable on contracts represent revenue recognised to date less amounts invoiced to clients. Full provision is made for known or anticipated project losses.

Cash and cash equivalents

Cash and short-term deposits in the statement of financial position comprise cash at banks and in hand and short-term deposits with an original maturity of three months or less.

For the purpose of the consolidated cash flow statement, cash and cash equivalents consist of cash and cash equivalents as defined above, net of outstanding bank overdrafts.

Income taxes

Current tax assets and liabilities are measured at the amount expected to be recovered from or paid to the taxation authorities, based on tax rates and laws that are enacted or substantively enacted by the statement of financial position date

Deferred income tax is recognised on all temporary differences arising between the tax bases of assets and liabilities and their carrying amounts in the financial statements, with the following exceptions

- where the temporary difference arises from the initial recognition of goodwill or of an asset or liability in a transaction that is not a business combination that at the time of the transaction affects neither accounting nor taxable profit or loss,
- in respect of taxable temporary differences associated with investments in subsidiaries, associates and joint ventures, where the timing of the reversal of the temporary differences can be controlled and it is probable that the temporary differences will not reverse in the foreseeable future, and
- deferred income tax assets are recognised only to the extent that it is probable that taxable profit will be available against which the deductible temporary differences, carried forward tax credits or tax losses can be utilised

Deferred income tax assets and liabilities are measured at the tax rates that are expected to apply when the related asset is realised or liability is settled, based on tax rates and laws enacted or substantively enacted at the statement of financial position date

The carrying amount of deferred income tax assets is reviewed at each statement of financial position date. Deferred income tax assets and liabilities are offset, only if a legally enforceable right exists to set off current tax assets against current tax liabilities, the deferred income taxes relate to the same taxation authority and that authority permits the Group to make a single net payment

Income tax is charged or credited to other comprehensive income or directly to equity if it relates to items that are credited or charged to other comprehensive income or directly to equity. Otherwise income tax is recognised in the income statement

Derecognition of financial assets and liabilities

A financial asset or liability is generally derecognised when the contract that gives rise to it is settled, sold, cancelled or expires

Where an existing financial liability is replaced by another from the same lender on substantially different terms, or the terms of an existing liability are substantially modified, such an exchange or modification is treated as a derecognition of the original liability and the recognition of a new liability, such that the difference in the respective carrying amounts together with any costs or fees incurred are recognised in profit or loss

Derivative financial instruments and hedging

The Group uses derivative financial instruments such as forward currency contracts to hedge its risks associated with foreign currency fluctuations. Such derivative financial instruments are initially recognised at fair value on the date on which a derivative contract is entered into and are subsequently re-measured at fair value

Fair value of derivative financial instruments is calculated by reference to current forward exchange rates for contracts with similar maturity profiles. Derivatives are carried as assets when the fair value is positive and as liabilities when the fair value is negative

Pensions

Contributions to defined contribution schemes are recognised in the income statement in the period in which they become payable

Revenue recognition

Revenue, comprising sales of products and services to third parties, is recognised to the extent that it is probable that the economic benefits will flow to the Group and the revenue can be reliably measured

Revenue is measured at the fair value of the consideration received, excluding discounts, rebates, VAT and other sales taxes. The following criteria must also be met before revenue is recognised:

Software licences

Revenue on software licences is recognised when all of the following criteria are met:

- Persuasive evidence of an arrangement exists, such as a signed contract or purchase order,
- Delivery has occurred and no future elements to be delivered are essential to the functionality of the delivered element,
- The fee is fixed or determinable, and
- Collectibility is probable.

Rendering of services

Revenue and profits from the provision of professional services, such as implementation, development, training and consultancy, are recognised on a percentage-of-completion basis, as costs incurred relate to total costs for the contract, when the outcome of a contract can be estimated reliably. Determining whether a contract's outcome can be estimated reliably, requires management to exercise judgement, whilst calculation of the contract's profit requires estimates of the total contract costs to completion. Cost estimates and judgements are continually reviewed and updated as determined by events or circumstances.

Solution sales

Contracts for the delivery of solutions with multiple elements, typically involving software licences, rendering of services, subscriptions and maintenance, hardware are unbundled where possible and revenue is recognised based on the accounting policy applicable to each constituent part.

Where objective unbundling of a solution is not possible, revenue is recognised as that proportion of the total contract value which costs incurred to date bear to total expected costs for that contract. Profit is recognised on such contracts, if the final outcome can be assessed with reasonable certainty, by including in the income statement revenue and related costs as contract activity progresses.

Subscriptions and maintenance

Revenue from subscription and maintenance services is recognised rateably over the period of the contract.

Interest income

Interest income is recognised as finance revenue as interest accrues using the effective interest method. The effective interest rate is the rate that exactly discounts estimated future cash receipts through the expected life of the financial instrument to its net carrying amount.

Rental income

Rental income arising from operating leases on investment properties is accounted for on a straight-line basis over the lease term.

Share-based payments

Equity-settled transactions

The cost of equity-settled transactions with employees is measured by reference to the fair value at the date at which they are granted and is recognised as an expense over the vesting period, which ends on the date on which the relevant employees become fully entitled to the award.

Fair value of awards with a market condition based performance target is determined by an external valuer using a Monte Carlo simulation pricing model. In valuing equity-settled transactions, no account is taken of any vesting conditions, other than conditions linked to the price of the shares of the Company (market conditions).

Fair value of awards with a financial result based performance target is determined by management using the Black Scholes pricing model.

No expense is recognised for awards that do not ultimately vest, except for awards where vesting is conditional upon a market condition, which are treated as vesting irrespective of whether or not the market condition is satisfied, provided that all other vesting conditions are satisfied

At each statement of financial position date before vesting, the cumulative expense is calculated, representing the extent to which the vesting period has expired and management's best estimate of the achievement or otherwise of non-market conditions and of the number of equity instruments that will ultimately vest or, in the case of an instrument subject to a market condition, be treated as vesting as described above. The movement in cumulative expense since the previous statement of financial position date is recognised in the income statement, with a corresponding entry in equity

Where the terms of an equity-settled award are modified or a new award is designated as replacing a cancelled or settled award, the cost based on the original award terms continues to be recognised over the original vesting period. In addition, an expense is recognised over the remainder of the new vesting period for the incremental fair value of any modification, based on the difference between the fair value of the original award and the fair value of the modified award, both as measured on the date of the modification. No reduction is recognised if this difference is negative

Where an equity-settled award is cancelled, it is treated as if it had vested on the date of cancellation, and any cost not yet recognised in the income statement for the award is expensed immediately. Any compensation paid up to the fair value of the award at the cancellation or settlement date is deducted from equity, with any excess over fair value being treated as an expense in the income statement

The share-based payment expense is recognised as a staff cost and the associated credit entry is made against equity

The Group has taken advantage of the exemption in IFRS 1 in respect of equity-settled awards so as to apply IFRS 2 only to those equity-settled awards granted after 7 November 2002 that had not vested before 1 January 2005

Changes in accounting policy

The accounting policies adopted are consistent with those of the previous financial year

The following new standards have been adopted and are effective for the current year

- IFRS 3 (Revised) – Business combinations
- IAS 27 (Amendment) – Consolidated and Separate Financial Statements
- IAS 39 (Amendment) – Financial Instruments Recognition and Measurement Eligible hedged items
- IFRIC 17 – Distribution of Non-cash assets to Owners
- IFRS 1 (Revised) – First-time adoption of International Financial Reporting Standards
- IFRIC 18 Transfer of Assets from Customers
- Improvement to IFRSs (2009)
- IFRS 2 (Amendment) – Group Cash-settled Share-based Payment Transactions
- IFRS 1 (Amendment) – Additional exemptions for first-time adopters

The adoption of these pronouncements has not impacted the classification or measurement of the Group's assets and liabilities, nor has it resulted in any additional disclosure

New standards and interpretations not applied

IASB and IFRIC have issued the following relevant standards and interpretations with an effective date after the date of these financial statements

Standard or interpretation	Title
Effective from 1 February 2010	
IAS 32	Amendment to IAS 32 – Classification of Rights Issues
Effective from 1 July 2010	
IFRIC 19	Extinguishing Financial Liabilities with Equity Instruments
IFRS 1	Amendment to IFRS 1 – Limited exemption from additional IFRS 7 disclosures
Effective from 1 January 2011	
IAS 24	Amendment to IAS 24 – Disclosure requirements for government-related entities and definition of a related party
IFRIC 14	Limit on a Defined Benefit Asset, Minimum Funding Requirements and their interaction
Effective from 1 July 2011	
IFRS 7 *	Amendment to IFRS 7 – Transfers of financial assets
IFRS 1 *	Amendment to IFRS 1 – Severe Hyperinflation and removal of fixed dates
Effective from 1 January 2012	
IAS 12 *	Amendment to IAS 12 – Deferred tax Recovery of Underlying Assets
Effective from 1 January 2013	
IFRS 9 *	Financial Instruments – Classification and measurement
Various effective dates	
Annual improvements	Improvements to IFRSs (2010)

The Directors do not anticipate that the adoption of the remaining standards and interpretations will have a material impact on the Group's financial statements in the period of initial application

* The effective dates stated here are those given in the original IASB/IFRIC standards and interpretations. As the Group prepares its financial statements in accordance with IFRS as adopted by the European Union, the application of new standards and interpretations will be subject to their having been endorsed for use in the EU via the EU Endorsement mechanism. In the majority of cases this will result in an effective date consistent with that given in the original standard or interpretation but the need for endorsement restricts the Group's discretion to early adopt standards.

3. Revenue

Revenue disclosed in the income statement is analysed as follows

	2010 £'000	2009 £'000
Rendering of services	9,105	9,886
Rental income	28	-
Finance revenue	7	10
	9,140	9,896

4. Segment information

The segmental disclosures reflect the analysis presented on a monthly basis to the chief operating decision maker of the business, the Chief Executive Officer and the Board of Directors

In addition split of revenues and non-current assets by UK and overseas have been included as they are specifically required by IFRS 8 Operating Segments

During the six-months ended 30 June 2010 the Group re-evaluated the internal presentation of its operating segments to more appropriately aggregate the differing sets of risks the Group's businesses face

The change has had the following impact on classification of operating segments

"RTFS" refers to Real Time Financial Reporting, and "EMEA" refers to Europe, Middle East and Africa

<i>Previous classification</i>	<i>Current classification</i>
North America RTFS	North America RTFS
Asia Pacific RTFS	Asia Pacific RTFS
EMEA RTFS	EMEA RTFS
Enterprise Storage Solutions	Software
Adjustments, central & eliminations	Adjustments, central & eliminations

The Group's Fujitsu/ICL Virtual Machine Environment ("VME") business previously included in EMEA RTFS is now included within Software, which previously only included the Group's Enterprise Distribute ("EDT") business. Disclosures in respect of the year ended 31 December 2009 have been updated accordingly

For management purposes, the Group is organised into the following reportable segments as follows

- Software
- EMEA - RTFS
- North America – RTFS
- Asia Pacific - RTFS

The Software solutions segment is a supplier of solutions predominantly to the enterprise level storage market. The RTFS segments are suppliers of solutions predominantly to the finance and banking markets. Included within the RTFS segments are the Group's IT staff placement business.

Transfer prices between segments are set on an arm's length basis in a manner similar to transactions with third parties. Segment revenue, segment expense and segment result include transfers between business segments. Those transfers are eliminated in consolidation.

The results of Gresham Software Labs Pty Limited, a subsidiary of the Group disposed of on 27 August 2009 (see note 15), consolidated by the Group prior to the disposal are included in the Asia Pacific - RTFS segment shown in the following analysis for 2009

The results of Storage Director, a business of the Group disposed of on 16 October 2009 (see note 15), consolidated by the Group prior to the disposal are included in the Software Solutions segment shown in the following analysis for 2009

Year Ended 31 December 2010

	Software £'000	North America RTFS £'000	Asia Pacific RTFS £'000	EMEA RTFS £'000	Adjustments, central & eliminations £'000	Consolidated £'000
<i>Revenue</i>						
External customer	3,507	1,693	1,333	2,291	309	9,133
Inter-segment	-	-	603	32	(635)	-
Total revenue	3,507	1,693	1,936	2,323	(326)	9,133
Interest revenue	-	-	-	-	7	7
Interest expense	-	-	-	(15)	(6)	(21)
Depreciation	(35)	(32)	(42)	(17)	(20)	(146)
Amortisation	-	-	-	(5)	(92)	(97)
Segment profit/(loss)	2,380	99	(115)	(1,676)	(132)	556
Segment assets	769	298	1,643	1,525	4,512	8,747

Year Ended 31 December 2009 (restated)

	Software £'000	North America RTFS £'000	Asia Pacific RTFS £'000	EMEA RTFS £'000	Adjustments, central & eliminations £'000	Consolidated £'000
<i>Revenue</i>						
External customer	3,626	1,256	1,925	2,081	998	9,886
Inter-segment	680	383	425	8	(1,496)	-
Total revenue	4,306	1,639	2,350	2,089	(498)	9,886
Interest revenue	-	-	-	-	10	10
Interest expense	-	-	-	(8)	(13)	(21)
Depreciation	(228)	(30)	(73)	(12)	(17)	(360)
Amortisation	-	-	-	(5)	(650)	(655)
Segment profit/(loss)	227	30	(374)	(3,440)	(3,807)	(7,364)
Segment assets	1,624	253	1,820	649	1,871	6,217

Included in the RTFS business segments are

- EMEA - £nil charge (2009 £2,796,000) in respect of impaired development costs capitalised,
- Asia Pacific - £250,000 charge (2009 £nil) in respect of impaired goodwill,
- Asia Pacific - £nil (2009 £249,000) of revenue in respect of Gresham Software Labs Pty Limited, which was disposed of on 27 August 2009,

Included in the Software Solutions business segment is

- £nil (2009 £158,000) of revenue in respect of the Storage Director business, which was disposed of on 16 October 2009

The Group has a customer relationship with a banking customer within its EMEA RTFS segment which is considered by the directors to be a significant relationship, revenue from this relationship exceeds 10% of the Group's turnover

Included in the Adjustments, central & eliminations segments is £309,000 (2009 £998,000) of revenue in respect of the IT staff placement business which was previously categorised with EMEA RTFS

Segment profit / (loss) represent segment profit after tax, prior to adjustments the for reallocation of share option charges and prior to capitalisation and amortisation of development costs

Adjustments, central & eliminations

Adjustments, central & eliminations to segment profit/(loss) represent IT staff placement profit of £36,000 (2009 £nil), central management functions of £132,000 (2009 £1,153,000), including the Board of Directors, Group finance, HR, IT and marketing in addition to adjustments made to reflect share option credit of £213,000 (2009 charge of £157,000), capitalisation of development costs of £270,000 (2009 £550,000) and amortisation and impairment of capitalised development costs of £342,000 (2009 £3,476,000) and taxation credit of £285,000 (2009 £355,000)

Adjustments, central & eliminations to segment assets represent capitalised development costs of £964,000 (2009 £786,000), cash of £3,146,000 (2009 £745,000), taxation of £345,000 (2009 £340,000) and other assets of £57,000 (2009 £nil)

Geographic information

	2010	2009
	£'000	£'000
<i>Revenues from external customers (by destination)</i>		
UK	3,912	4,385
Overseas	5,221	5,501
	<u>9,133</u>	<u>9,886</u>
<i>Non-current assets</i>	£'000	£'000
UK	1,332	918
Overseas	855	1,074
	<u>2,187</u>	<u>1,992</u>

Non-current assets consist of tangible and intangible fixed assets

5. Group trading profit / (loss)

This is stated after charging / (crediting)

	2010 £'000	2009 £'000
Research and development costs written off	392	581
Impairment of deferred development costs recognised in administrative expenses	-	2,826
Amortisation of deferred development costs recognised in administrative expenses	92	650
Total research and development costs	484	4,057
Depreciation of property, plant and equipment	146	360
Impairment of goodwill	250	-
Amortisation of intangible assets (excluding development costs)	5	5
Total depreciation and amortisation expense	401	365
Net foreign currency differences - gains / (losses)	12	(128)
Revaluation of derivative financial instruments	(17)	17
Operating lease payments		
Minimum lease payments	435	485
Sublease payments	(28)	-
	407	485
Increase / decrease in provision for impairment of trade receivables recognised in administrative expenses	-	(2)

During the year ended 31 December 2010, the Group incurred restructuring costs in connection with Board changes and the associated compensation for loss of office costs as disclosed in the Remuneration Report, offset by a one-off income associated with subletting a Group's property. The associated one off net cost from the Group arising from these totalled approximately £150,000.

During the year ended 31 December 2009, the Group restructured a number of business lines with the aim of significantly reducing the cost base and increasing focus. The associated one off restructuring cost arising from this exercise totalled approximately £1,139,000.

6. Auditors' remuneration

The Group paid the following amounts to its auditors in respect of the audit of the financial statements and for other services provided to the Group

	2010 £'000	2009 £'000
Audit fees		
Audit of the group financial statements	15	25
Other fees to auditors - auditing the accounts of subsidiaries	30	57
Non-audit fees		
Corporate taxation services	37	-
Share option scheme creation	9	-
Other	2	-
	48	-

During the year Ernst & Young LLP resigned as Group and Company Auditor, and BDO LLP were appointed

7. Staff costs and directors' emoluments*(a) Staff and director costs*

	2010 £'000	2009 £'000
Wages and salaries	4,470	5,776
Social security costs	390	481
Other pension costs	270	240
	5,130	6,497

Included in wages and salaries is a total credit of share-based payments of £213,000 (2009 £157,000 expense) all of which arises from transactions accounted for as equity-settled share-based payment transactions

The average monthly number of employees during the year was made up as follows

	2010	2009
Management	8	14
Sales & Administration	17	18
Technical	55	68
	80	100

(b) Directors' emoluments

	2010 £'000	2009 £'000
Directors' emoluments including pension contributions	684	514
Number of directors accruing benefits under defined contribution schemes	3	3

Included within Directors' emoluments including pension contributions is £284,367 (2009 £nil) in respect of compensation for loss of office

8. Finance costs / revenue

	2010	2009
	£'000	£'000
Finance costs		
Other bank charges	6	13
Finance charge on provisions	15	8
Total finance costs	<u>21</u>	<u>21</u>
Finance revenue		
Bank interest receivable	7	10
Total finance revenue	<u>7</u>	<u>10</u>

9. Taxation**(a) Tax on loss on ordinary activities***Tax (credited) / charged in the income statement*

	2010	2009
	£'000	£'000
Current income tax		
UK Corporation tax credit	(91)	(263)
Foreign Corporation tax charge	-	1
Foreign with-holding tax charge	-	13
	<u>(91)</u>	<u>(249)</u>
Amounts over provided in previous years - UK	6	(7)
Amounts over provided in previous years - Overseas	-	(99)
Total current income tax	<u>(85)</u>	<u>(355)</u>
Deferred income tax		
Recognition of deferred tax asset	<u>(200)</u>	-
	(200)	-
Total credit in the income statement	<u>(285)</u>	<u>(355)</u>

(b) Reconciliation of the total tax charge

The tax credit in the income statement for the year is lower than the standard rate of corporation tax in the UK of 28% (2009 – 28%) The differences are reconciled below

	2010 £'000	2009 £'000
Loss before taxation	271	(7,719)
Accounting profit / (loss) multiplied by the UK standard rate of corporation tax of 28%	76	(2,161)
R&D tax credit - current year	(91)	(263)
R&D tax credit - prior year	6	(7)
Losses surrendered for R&D tax credit - current year	182	526
R&D enhanced relief	(82)	(224)
Expenses not deductible for tax purposes	7	-
Utilisation of losses against profit on disposal of overseas businesses	-	(292)
Difference between accounting/tax treatment of disposal	-	(153)
Movement on unrecognised temporary differences	(50)	541
Movement on unprovided fixed asset temporary differences	15	37
Permanent difference on share based payments	(60)	43
Overseas tax	-	(85)
Recognition of deferred tax asset	(200)	-
Increase in losses carried forward not recognised	(88)	1,683
Total tax credit reported in the income statement	(285)	(355)

(c) Unrecognised tax losses

The Group has tax losses that are available indefinitely for offset against future taxable profits of the companies in which the losses arose as analysed in (e) below. Deferred tax assets have not been recognised in respect of these losses as they may not be used to offset taxable profits elsewhere in the Group and they have arisen in subsidiaries that have been loss-making for some time.

The tax effect of exchange differences recorded within the Consolidated Statement of Comprehensive Income is a charge of £24,000 (2009 charge of £21,000)

(d) Temporary differences associated with Group investments

At 31 December 2010, there was no recognised deferred tax liability (2009 Nil) for taxes that would be payable on the un-remitted earnings of certain of the Group's subsidiaries, as the Group has determined that undistributed profits of its subsidiaries will not be distributed in the foreseeable future.

The temporary differences associated with investments in subsidiaries for which deferred tax liability has not been recognised aggregate to £nil (2009 £nil)

(e) Deferred tax*Recognised deferred tax*

Deferred tax of £200,000 has been recognised during the year in respect of our profitable US Software operations for which there are unutilised losses available to relieve profits (2009 £nil)

Unrecognised potential deferred tax assets

The deferred tax not recognised in the Group statement of financial position is as follows

	2010	2009
	£'000	£'000
Depreciation in advance of capital allowances	131	121
Share-based payments temporary differences	-	96
Other temporary differences	689	765
Tax losses	3,868	5,186
Unrecognised deferred tax asset	<u>4,688</u>	<u>6,168</u>
Gross temporary differences unrecognised	3,037	3,507
Gross tax losses unrecognised	<u>14,327</u>	<u>18,522</u>
Gross deferred tax asset unrecognised	<u>17,364</u>	<u>22,029</u>

10. Earnings / (Loss) per ordinary share

Basic earnings / (loss) per share amounts are calculated by dividing net profit or loss for the year attributable to ordinary equity holders of the parent by the weighted average number of ordinary shares outstanding during the year

Diluted earnings / (loss) per share amounts are calculated by dividing the net profit or loss attributable to ordinary equity holders of the parent by the weighted average number of ordinary shares outstanding during the year plus the weighted average number of ordinary shares that would be issued on the conversion of all the dilutive potential ordinary shares into ordinary shares except when such dilutive instruments would reduce the loss per share

The following reflects the earnings / (loss) and share data used in the basic and diluted earnings / (loss) per share computations

	£'000	£'000
Earnings / (loss) attributable to equity holders of the parent	<u>556</u>	<u>(7,364)</u>
	2010	2009
Basic weighted average number of shares	55,819,227	52,850,890
Dilutive potential ordinary shares		
Employee share options - weighted (note 22)	582,965	-
Diluted weighted average number of shares	<u>56,402,192</u>	<u>52,850,890</u>
Basic (loss) / earnings per share - pence	1 00	(13 93)
Diluted (loss) / earnings per share - pence	0 99	(13 93)

On 9 June 2010, shareholders approved the allotment and issue of 5,285,088 new ordinary shares (ranking pari passu with existing shares in issue) via a placing to existing institutional shareholders. This has been reflected in the basic and diluted weighted average number of shares

The employee share options in 2009 were not dilutive as at that time it was considered unlikely any outstanding options will be exercised. During the year ended 31 December 2010, grants issued under the Employee Share Option Plan 2007 were cancelled and new grants were issued under the Share Options Schemes 2010 adopted on 30 December 2010. Refer to note 22

There have been no other transactions involving ordinary shares or potential ordinary shares between the reporting date and the date of completion of this Annual Financial Report

11. Dividends paid and proposed

No dividends were declared or paid during the year and no dividends are proposed for approval at the AGM (2009 None)

12. Property, plant and equipment**31 December 2009**

	Fixtures and fittings £'000	Plant and equipment £'000	Total £'000
Cost			
At 1 January 2009	566	2,837	3,403
Reclassifications	408	(408)	-
Additions	97	64	161
Disposals	(523)	(33)	(556)
Disposal of businesses (note 16)	(13)	(516)	(529)
Exchange adjustment	3	(141)	(138)
At 31 December 2009	<u>538</u>	<u>1,803</u>	<u>2,341</u>

Depreciation and impairment

At 1 January 2009	(555)	(2,196)	(2,751)
Reclassification	(346)	346	-
Charge for year	(58)	(302)	(360)
Disposals	519	28	547
Disposal of businesses (note 16)	9	330	339
Exchange adjustment	1	118	119
At 31 December 2009	<u>(430)</u>	<u>(1,676)</u>	<u>(2,106)</u>

Net carrying amount

At 31 December 2009	108	127	235
At 1 January 2009	11	641	652

31 December 2010

	Fixtures and fittings £'000	Plant and equipment £'000	Total £'000
Cost			
At 1 January 2010	538	1,803	2,341
Additions	153	75	228
Disposals	(217)	(219)	(436)
Exchange adjustment	9	60	69
At 31 December 2010	<u>483</u>	<u>1,719</u>	<u>2,202</u>

Depreciation and impairment

At 1 January 2010	(430)	(1,676)	(2,106)
Charge for year	(60)	(86)	(146)
Disposals	217	219	436
Exchange adjustment	(7)	(54)	(61)
At 31 December 2010	<u>(280)</u>	<u>(1,597)</u>	<u>(1,877)</u>

Net carrying amount

At 31 December 2010	203	122	325
At 1 January 2010	108	127	235

Assets held under finance leases

There were no plant and equipment held under finance leases at the year ended 31 December 2010 and 2009. There were no disposals during the year (2009 £84,000) of plant and equipment held under finance lease. There was no depreciation during the year (2009 £9,000) of plant and equipment held under finance leases and hire purchase.

Assets held for sale

In May 2009, the Group completed the disposal of its freehold property, subsequently leased back under an operating lease. The loss arising on disposal of this asset at the time of disposal was £5,000, which is included within loss on disposal of fixed assets in the consolidated Income Statement for 2009. The net cash proceeds associated with this disposal were £766,000. A further £90,000 of cash consideration was retained by the acquirer and is held by them as a refundable rent deposit.

13. Intangible assets

31 December 2009	Development costs	Patents and licences	Goodwill	Total
	£'000	£'000	£'000	£'000
Cost				
At 1 January 2009	6,924	891	1,172	8,987
Additions	550	-	-	550
Disposals	(2,530)	-	(340)	(2,870)
Exchange adjustment	-	-	132	132
At 31 December 2009	<u>4,944</u>	<u>891</u>	<u>964</u>	<u>6,799</u>

Amortisation and impairment

At 1 January 2009	(1,298)	(879)	-	(2,177)
Charge for year	(650)	(5)	-	(655)
Impairment charge for year	(2,826)	-	-	(2,826)
Disposal of businesses (note 16)	616	-	-	616
Exchange adjustment	-	-	-	-
At 31 December 2009	<u>(4,158)</u>	<u>(884)</u>	<u>-</u>	<u>(5,042)</u>

Net carrying amount

At 31 December 2009	786	7	964	1,757
---------------------	-----	---	-----	-------

31 December 2010	Development costs	Patents and licences	Goodwill	Total
	£'000	£'000	£'000	£'000
Cost				
At 1 January 2010	4,944	891	964	6,799
Additions	271	57	-	328
Exchange adjustment	31	-	124	155
At 31 December 2010	<u>5,246</u>	<u>948</u>	<u>1,088</u>	<u>7,282</u>

Amortisation and impairment

At 1 January 2010	(4,158)	(884)	-	(5,042)
Charge for year	(92)	(5)	-	(97)
Impairment charge for year	-	-	(250)	(250)
Exchange adjustment	(31)	-	-	(31)
At 31 December 2010	<u>(4,281)</u>	<u>(889)</u>	<u>(250)</u>	<u>(5,420)</u>

Net carrying amount

At 31 December 2010	965	59	838	1,862
At 1 January 2010	786	7	964	1,757

Development costs

Development costs are internally generated and are capitalised at cost. These intangible assets have been assessed as having a finite life and are amortised on a straight line basis over their useful lives. These costs are amortised over their useful economic lives of 2 to 10 years (2009: 2 to 10 years). These assets are tested

for impairment where an indicator of impairment arises and annually prior to them being made available for use

Patents and licences

Patents and licences are the third party costs incurred in seeking and obtaining protection for certain of the Group's products and services. These intangible assets have been assessed as having a finite life and are being amortised evenly over their useful economic life, to a maximum of 10 years. Patents have a remaining life of 6 years and licences have no life remaining (and are fully written down).

Goodwill

Goodwill arose on the acquisition of our Asia Pacific real-time financial solutions business. It is assessed as having an indefinite life and is assessed for impairment at least annually. During the year an impairment charge of £250,000 has been recognised.

14. Impairment of goodwill and intangibles

Goodwill

Goodwill acquired through business combinations has been allocated to one individual cash-generating unit ("CGU"), the lowest level at which goodwill is monitored for internal management purposes, for impairment testing.

Asia Pacific real-time financial solutions cash-generating unit

The recoverable amount of this CGU has been determined based on a value in use calculation. To calculate this, cash flow projections are based on financial budgets approved by the Board and extend beyond 5 years period which the Board consider appropriate given the long-term opportunities that exists in the Asia-Pacific real-time financial solutions market. The discount rate applied to cash flow projections is 11% (2009 12%) and cash flows beyond the 5 year period are extrapolated using a 4% growth rate (2009 4%) that is a prudent approximation to the long term average growth rate for the real-time financial solutions market. During the year as a result of this impairment review, an impairment charge of £250,000 has been recognised.

Carrying amount of goodwill

	2010	2009
	£'000	£'000
Asia Pacific real-time financial solutions CGU	838	964

Key assumptions used in the value in use calculations

Key assumptions are made by management based on past experience taking into account external sources of information around gross margins, growth rates and discount rates for similar businesses.

The calculation of value in use is most sensitive to assumptions around

Operating cashflows, based on financial budgets approved by the Board,

Growth rates, based on internally estimated growth rates for the market and the business offerings, and

Discount rate, based on the pre tax weighted average cost of capital of the CGU.

Sensitivity to changes in assumptions

There are no reasonably possible changes in the key assumptions which could cause the carrying value of the unit to exceed its recoverable amount.

Development costs (finite life)

Development costs are reviewed for impairment on an annual basis prior to being made available for use or sooner where an indicator of impairment exists. The following table summarises the net book value of development costs.

	2010 £'000	2009 £'000
EMEA real time financial solutions	851	786
Software	113	-
Net book value	<u>964</u>	<u>786</u>

The total value of development costs not yet available for use at 31 December 2010 is £270,000 (2009 £nil)

The recoverable amount of development costs allocated to CGUs has been determined based on a value in use assessment and the cashflows generated. In determining the recoverable amount the most recent budgets approved by the Board have been used as a basis for estimating future cash flows.

Key assumptions used in the value in use calculations

Where the development costs relate to products or solutions that will be sold in an existing known market past experience is used as a guide to the level of sales achievable, growth rates and associated margins. Where the development costs relate to products or solutions that will be sold into a new or emerging market past experience with similar products or solutions is combined with relevant information from external market sources, such as competitor pricing and discussions with potential customers, in arriving at the level of sales achievable, growth rates and associated margins.

The discount rate applied to cash flow projections is 11% (2009 12%) and cash flows beyond the 5 year period are extrapolated using a growth rates ranging from 2.4% to 2.7% (2009 2.4%) that is a prudent approximation to the long term average growth rate for the relevant product or solution market.

Sensitivity to changes in key assumptions

There are no reasonably possible changes in the key assumptions which could cause the carrying value of the unit to exceed its recoverable amount.

15. Investments

Details of Group undertakings

Details of the investments in which the Group holds 20% or more of the nominal value of any class of share capital are as follows:

<i>Name of subsidiary company</i>	<i>Country of incorporation</i>	<i>Holding (shares)</i>	<i>Proportion of voting rights and shares held</i>	<i>Nature of Business</i>
Gresham Computer Services Limited	England	Ordinary	100%	Real time financial solutions
Gresham Financial Systems Limited	England	Ordinary	100%	Real time financial solutions
Gresham Consultancy Services Limited	England	Ordinary	100%	Real time financial solutions
Gresham Computing Inc	USA	Ordinary	100%	Real time financial solutions
Gresham Enterprise Storage Inc	USA	Ordinary	100%	Storage
Gresham Computing Inc	Canada	Ordinary	100%	Real time financial solutions
Gresham Computing Pty Limited	Australia	Ordinary	100%	Real time financial solutions
Gresham Computing Sdn Bhd (1)	Malaysia	Ordinary	100%	Real time financial solutions

(1) held by a subsidiary undertaking

Disposal of Gresham Software Labs Pty Limited

On 27 August 2009, Gresham disposed of its 100% equity share interest in Gresham Software Labs Pty Ltd ("GSL") to comForte GmbH for a total consideration of £460,000. The consideration was satisfied as to £235,000 in cash on completion and £225,000 on 31 December 2009.

The disposal has not been presented as a discontinued operation since the business did not represent a separate major line of business

Assets and liabilities disposed of other than cash

	£'000
Intangible fixed assets	340
Tangible fixed assets	100
Current assets	48
Current liabilities	(80)
Non-current liabilities	(73)
Deferred income	(116)
Total assets and (liabilities) disposed of other than cash and cash equivalents	<u>219</u>

Cash and cash equivalents relating to the disposal

	£'000
Disposal consideration discharged by means of cash	460
Cash and cash equivalents in company on disposal	(7)
Net cash inflow from disposal of subsidiary undertaking	<u>453</u>
Costs relating to the disposal	(62)
Net cash inflow from disposal of subsidiary undertaking after costs	<u>391</u>

Profit on disposal

	£'000
Total consideration	453
Net assets (excluding cash) disposed	(219)
	<u>234</u>
Costs relating to the disposal	(62)
Deferred cumulative foreign exchange transferred from equity	(40)
Net profit on disposal of Gresham Software Labs Pty Ltd	<u>132</u>

Disposal of Storage Director business

On 16 October 2009, Gresham disposed of its Storage Director business to Tributary Systems Inc. The fixed consideration for the disposal was £831,000, payable in cash. £346,000 was received prior to 31 December 2009, less disposal costs incurred of £77,000. Deferred consideration of £485,000 was paid as follows: £364,000 is on 30 June 2010 and £121,000 is on 31 December 2010. There are no performance conditions attached to payment of the deferred element of the fixed consideration.

In addition, contingent cash consideration is payable by the purchaser based on a minority share of future sales related to the Storage Director business, up to a maximum contingent cash consideration of a further US\$1.8m over the five year period from completion. The contingent consideration of US\$1.8m has not been included in the calculation of profits or total cash consideration arising on the transaction. Any contingent consideration will be accounted for in the year in which it becomes receivable.

The disposal has not been presented as a discontinued operation since the business did not represent a separate major line of business.

Assets and liabilities disposed of other than cash

	£'000
Intangible fixed assets	1,914
Tangible fixed assets	90
Current assets	15
Deferred income	(97)
Total assets and (liabilities) disposed of other than cash and cash equivalents	<u>1,922</u>

Cash and cash equivalents relating to the disposal

	£'000
Disposal consideration discharged by means of cash	831
Cash and cash equivalents in business on disposal	-
Net cash inflow from disposal of subsidiary undertaking	<u>831</u>
Costs relating to the disposal	(77)
Net cash inflow from disposal of subsidiary undertaking after costs	<u>754</u>
Deferred consideration	(485)
Net cash inflow for 2009	<u><u>269</u></u>

Loss on disposal

	£'000
Total consideration	831
Net assets (excluding cash) disposed	(1,922)
	<u>(1,091)</u>
Costs relating to the disposal	(77)
Net loss on disposal of Storage Director business	<u><u>(1,168)</u></u>

16. Trade and other receivables

	2010	2009
	£'000	£'000
Trade receivables	1,614	1,482
Provision for impairment	(4)	(22)
Trade receivables - net	<u>1,610</u>	<u>1,460</u>
Prepayments and accrued income	1,087	880
Deferred consideration	-	496
Amounts recoverable on contracts	371	304
	<u>3,068</u>	<u>3,140</u>

	2010	2009
	£'000	£'000
Income tax	146	-
Deferred tax asset recognised	200	340
	<u>346</u>	<u>340</u>

The following table provides disclosure of contracts in progress at the statement of financial position date

	2010	2009
	£'000	£'000
<i>Contracts in progress at the Statement of Financial Position date</i>		
Contract costs incurred plus recognised profits less recognised losses to date	943	799
Less progress billings	(572)	(495)
	<u>371</u>	<u>304</u>
Recognised as		
Amounts recoverable on contracts	<u>371</u>	<u>304</u>

Trade receivables are denominated in the following currencies

	2010	2009
	£'000	£'000
Sterling	887	445
Euro	87	436
US Dollar	492	303
Canadian Dollar	8	10
Australian Dollar	128	81
Malaysian Ringgit	8	185
	<u>1,610</u>	<u>1,460</u>

The Group held trade receivables with a value of £418,000 in respect of an EMEA banking customer at 31 December 2010. Otherwise, there is no significant concentration of trade receivables around major customers in either year. Trade receivables are non-interest bearing and are generally on 30 – 60 days' terms and are shown net of a provision for impairment.

The nominal value of trade receivables that were impaired and fully provided for together with the movements in the provision for impairment of receivables were as follows

	2010	2009
	£'000	£'000
At 1 January	22	97
Charge for the year	-	12
Amounts written off	(18)	(64)
Unused amounts reversed	-	(14)
Disposal of subsidiary undertaking	-	(9)
At 31 December	<u>4</u>	<u>22</u>

At 31 December, the analysis of trade receivables that were past due but not impaired is as follows

	<i>Neither past due nor impaired</i>			<i>Past due but not impaired</i>			
	<i>Total</i> £'000	<i>impaired</i> £'000	<i>< 30 days</i> £'000	<i>30 - 60 days</i> £'000	<i>60 - 90 days</i> £'000	<i>90 - 120 days</i> £'000	<i>>120 days</i> £'000
2010	1,610	1,207	269	54	3	30	47
2009	1,460	955	375	64	5	58	3

The Group's customers primarily comprise national and international banks, government bodies and substantial private and public companies. As a result, the credit quality of trade receivables that are neither past due nor impaired has been assessed by the directors to be relatively high, taking account of a low historic experience of bad debts and relatively good ageing profiles

17. Cash and short term deposits

	2010 £'000	2009 £'000
Cash at bank and in hand	3,146	745

Cash at bank earns interest at both fixed term rates and floating rates based on daily bank deposit rates. Short-term deposits are made for varying periods of between one day and three months depending on the immediate cash requirements of the Group, and earn interest at the respective short-term deposit rates. The fair value of cash and cash equivalents is the same as stated above. At 31 December 2010, the Group had £nil (2009 £nil) of un-drawn committed borrowing facilities.

For the purpose of the consolidated cash flow statement, cash and cash equivalents comprises cash at bank and in hand and short-term deposits.

18. Trade, other payables, provisions and financial liabilities

Trade and other payables

Trade payables, other payables and deferred income are non-interest bearing

Current

	2010 £'000	2009 £'000
Trade payables	719	834
Other payables	1,535	1,481
Deferred income	2,823	2,134
	<u>5,077</u>	<u>4,449</u>

	2010 £'000	2009 £'000
Income tax payable	<u>2</u>	<u>2</u>

Non-current

	2010 £'000	2009 £'000
Deferred income	<u>1,206</u>	<u>313</u>

Provisions

	Partnership provisions £'000	Property provisions £'000	Total provisions £'000
<i>At 1 January 2010</i>			
- Current	-	76	76
- Non-current	135	451	586
	<u>135</u>	<u>527</u>	<u>662</u>
Finance charge	7	8	15
Unused amounts reversed during the year	-	(191)	(191)
Further amounts provided during the year	-	-	-
<i>At 31 December 2010</i>			
- Current	25	38	63
- Non-current	117	306	423
	<u>142</u>	<u>344</u>	<u>486</u>
	Partnership provisions £'000	Property provisions £'000	Total provisions £'000
<i>At 1 January 2009</i>			
- Current	-	-	-
- Non-current	-	160	160
	<u>-</u>	<u>160</u>	<u>160</u>
Finance charge	-	8	8
Further amounts provided during the year	135	359	494
<i>At 31 December 2009</i>			
- Current	-	76	76
- Non-current	135	451	586
	<u>135</u>	<u>527</u>	<u>662</u>

Partnership provision

The partnership provision relates to payments that are contractually payable to software partners contingent on future minimum performance over the next two years. The provision has been discounted using a rate of 5% which the directors consider to be the relevant pre-tax risk based rate applicable to the liability.

Property provisions

The restructuring provision relates to a rationalisation of the Group's property portfolio and the resulting lease liabilities, comprising end of lease dilapidation costs and empty property costs. The provision has been discounted using a range of rates from 0.25% to 5% which the directors consider to be the relevant pre-tax risk based rate applicable to the liability.

Financial liabilities

	2010 £'000	2009 £'000
Current		
Foreign currency derivative	-	17
	<u>-</u>	<u>17</u>

19. Obligations under leases***Operating lease agreements where the Group is lessee***

The Group has entered into commercial leases on certain properties that have an average duration of between 2 and 5 years. There are no unusual restrictions placed upon the lessee by entering into these leases.

Future minimum rentals payable under non-cancellable operating leases are as follows

	Land and buildings 2010 £'000	Other 2010 £'000	Total 2010 £'000	Land and buildings 2009 £'000	Other 2009 £'000	Total 2009 £'000
Not later than one year	402	15	417	324	24	348
After one but not more than five years	527	26	553	732	2	734
	929	41	970	1,056	26	1,082

Operating lease agreements where the Group is lessor

The Group has entered into commercial leases on a UK property that have an average duration of 1 year. There are no unusual restrictions placed upon the lessor by entering into these leases.

Future minimum rentals payable under non-cancellable operating leases are as follows

	Land and buildings 2010 £'000	Other 2010 £'000	Total 2010 £'000	Land and buildings 2009 £'000	Other 2009 £'000	Total 2009 £'000
Not later than one year	56	-	56	-	-	-
After one but not more than five years	-	-	-	-	-	-
	56	-	56	-	-	-

20. Financial instruments***Objectives, policies and strategies***

The Group's objective is to finance the business through management of existing liquidity, focusing on working capital acceleration to cash and converting illiquid assets to liquid assets and ultimately cash. Investments in intangible fixed assets, property, plant and equipment have been made with the benefit of Research & Development tax credits taken as cash.

The Group's policy towards using financial instruments is to manage credit, liquidity and currency exposure risk without exposing the Group to undue risk or speculation. The policy is kept under review by the Directors according to the Group's foreign exchange and treasury policy.

Risk management

The risks arising from the Group's operations and financial instruments are explained below.

Credit management

The Group monitors exposure to credit risk on an ongoing basis. The risk of financial loss due to a counterparty failure to honour its obligations arises principally in relation to transactions where the Group provides solutions and services on deferred terms and where it invests or deposits surplus cash.

Group policies are aimed at minimising such losses, and require that deferred terms are granted only to customers who demonstrate an appropriate payment history and satisfy creditworthiness procedures. Individual exposures are monitored with customers subject to credit limits to ensure that the Group's

exposure to bad debts is not significant. Solutions and services may be sold on a cash-with-order basis to mitigate credit risk. Bad debt insurance is not carried.

Performance of individual businesses is monitored at both operating unit and Group level allowing the early identification of major risks and reducing the likelihood of an unmanaged concentration of credit risk.

Cash investments are only allowed in liquid securities with major financial institutions that satisfy specific criteria. The maximum credit risk exposure at the statement of financial position date is represented by the carrying value of financial assets and there are no significant concentrations of credit risk.

Interest rate risk

The Group has limited exposure to interest rate risk since it has no bank borrowings and interest receivable on cash deposits does not form a material part of Group income.

Capital risk

The Group defines its capital as the Group's total equity and manages capital based on the level of net cash held. Its objective when managing capital is to safeguard the Group's ability to continue as a going concern in order to provide returns for shareholders, to provide an adequate return to investors based upon the level of risk undertaken, to have available the necessary financial resources to allow the Group to invest in areas that may deliver future benefit to investors and maintain sufficient financial resources to mitigate risks and unforeseen events.

In order to maintain or adjust the capital structure the Group may issue new shares or sell assets to provide additional capital.

Financial liabilities – by maturity

The table below summarises the remaining contractual maturity for the Group's financial liabilities, based on contractual undiscounted payments.

	Less than 1 year £'000	Between 1 to 2 years £'000	Between 2 to 5 years £'000
<i>Year ended 31 December 2010</i>			
Provisions	63	113	343
	<u>63</u>	<u>113</u>	<u>343</u>
<i>Year ended 31 December 2009</i>			
Foreign exchange derivative Provisions	613	-	-
	<u>76</u>	<u>101</u>	<u>586</u>
	689	101	586

All current liabilities are expected to fall due within one year of the statement of financial position date at their carrying amount.

Liquidity risk

During 2008, the subject of liquidity risk management came to the fore within the global economy and affected our primary customer base, the financial institutions, acutely. As a result, the Group undertook a thorough review of its liquidity position and controls and continues to monitor this carefully. The Group's liquidity risk falls within the following major categories:

- **Trade receivables** – A significant element of the Group's liquidity is tied up in working capital, which primarily comprises trade receivables. The settlement risk associated with these assets comprises both credit risk (the risk that the counterparty will not settle at all) and liquidity risk (the risk that the counterparty will not settle on time).
- **Property, plant & equipment** – A significant element of the Group's liquidity is tied up in tangible fixed assets. For those assets required in the business for day to day operations the Group

considers the use of finance lease arrangements to reduce the amount of liquidity tied up in such assets. The Group keeps its investment in fixed assets under review and actively considers converting such assets to more liquid assets.

- Currency risk. This risk is discussed below.

The Group monitors and controls liquidity through the following key controls:

- Daily cash at bank is reported to the executive Board.
- Cash forecasts are maintained.
- Foreign exchange risks are hedged where significant.
- Credit control is operated locally with Group oversight.

Discounts are offered for early payment by customers and finance lease and deferred payment arrangements are considered to retain or improve liquidity.

Fair values of financial assets and liabilities

Set out below is an analysis by category of the Group's financial assets and liabilities that are carried in the financial statements (there is no material difference between the carrying amounts and fair values).

Year ended 31 December 2010	Note	Loans and receivables	Fair value through profit and loss	Amortised cost	Total carrying amount
		£'000	£'000	£'000	£'000
<i>Financial assets</i>					
Trade receivables		1,610	-	-	1,610
Accrued income		484	-	-	484
Amounts recoverable on contract		371	-	-	371
Cash and cash equivalents		3,146	-	-	3,146
		<u>5,611</u>	<u>-</u>	<u>-</u>	<u>5,611</u>
<i>Financial liabilities</i>					
Trade payables		-	-	(719)	(719)
Other payables		-	-	(864)	(864)
Provisions		-	-	(486)	(486)
		<u>-</u>	<u>-</u>	<u>(2,069)</u>	<u>(2,069)</u>

Year ended 31 December 2009	Note	Loans and receivables	Fair value through profit and loss	Amortised cost	Total carrying amount
		£'000	£'000	£'000	£'000
Financial assets					
Trade receivables		1,460	-	-	1,460
Accrued income		329	-	-	329
Deferred consideration		496	-	-	496
Amounts recoverable on contract		304	-	-	304
Cash and cash equivalents		745	-	-	745
		<u>3,334</u>	<u>-</u>	<u>-</u>	<u>3,334</u>
Financial liabilities					
Trade payables		-	-	(834)	(834)
Other payables		-	-	(465)	(465)
Provisions		-	-	(662)	(662)
Foreign exchange instrument		-	(17)	-	(17)
		<u>-</u>	<u>(17)</u>	<u>(1,961)</u>	<u>(1,978)</u>

Fair value hierarchy

The Group uses the following hierarchy for determining and disclosing the fair value of financial instruments by valuation technique

- *Level 1* quoted (unadjusted) prices in active markets for identical assets or liabilities
- *Level 2* other techniques for which all inputs which have a significant effect on the recorded fair value are observable, either directly or indirectly
- *Level 3* techniques which use inputs which have a significant effect on the recorded fair value that are not based on observable market data

As at 31 December 2009, the Group held a foreign exchange instrument that had been measured at fair value using Level 2 techniques. The Group held no foreign exchange instruments at 31 December 2010.

Financial liabilities relate to derivative financial instruments which have a negative fair value. Fair value is calculated by reference to current forward exchange rates for contracts with similar maturity profiles.

Currency risk

The Group has exposures to the main currency types US Dollar, Canadian Dollar, Australian Dollar, Malaysian Ringgit and Euro rates in particular.

Currency exposure arises through intra-group loans and trading balances throughout all Group locations. Natural hedging is employed, to the extent possible, to minimise net exposures, however where significant exposures arise outside of intra-group trading, it is Group policy to enter in to formal hedging arrangements where these can be shown to be effective. At 31 December 2010, the Group had no outstanding forward currency contracts.

Currency exposures comprise the monetary assets and monetary liabilities of the Group that are not denominated in the functional currency of the operating unit involved, other than those borrowings treated as hedges of foreign equity investments. In general all overseas operating units trade and hold assets and liabilities in their functional currency.

Sensitivities

The following table details the Group's sensitivities to a change in sterling exchange rates against the respective foreign currencies. The sensitivities represent management's assessment of the effect on monetary assets of the possible changes in foreign exchange rates, which for 2010 and 2009 take account of the potential fluctuations seen in the most recent periods. The sensitivity analysis of the Group's exposure to foreign currency risk at the year end has been determined based on the assumption that the change is

effective throughout the financial year and all other variables remain constant. The impact of translating the net assets of foreign operations into sterling is excluded from the sensitivity analysis.

A positive number indicates an increase in profit after taxation and other components of equity where sterling weakens against the respective currencies.

	Increase/Decrease in exchange rates	Effect on profit before tax £'000
2010		
Euro	+20%	(44)
	-20%	66
Australian Dollar	+20%	(25)
	-20%	37
US Dollar	+20%	(135)
	-20%	202
Canadian Dollar	+20%	(12)
	-20%	18
Malaysian Ringgit	+20%	(20)
	-20%	30
2009		
Euro	+20%	(86)
	-20%	129
Australian Dollar	+20%	(22)
	-20%	33
US Dollar	+20%	(83)
	-20%	125
Canadian Dollar	+20%	(5)
	-20%	7
Malaysian Ringgit	+20%	(34)
	-20%	51

The Group has no material exposure to interest rate sensitivities.

21. Issued share capital

Ordinary shares allotted, called up and fully paid	Number	Nominal value £'000
At 1 January 2009 and 31 December 2009	52,850,890	2,643
At 1 January 2010 and 31 December 2010	58,135,978	2,907

The Company's ordinary share capital consists of individual share having a nominal value of 5 pence each.

At 31 December 2010 and 2009 there were outstanding options granted to acquire ordinary shares in the Company. See note 22 for further details.

During the year ended 31 December 2010, as a result of adoption of the remaining parts of the Companies Act 2006, the Board obtained approval from shareholders to amend the Company's Articles of Association. The most substantial change was to remove the Company's Authorised Share Capital limit.

There are no preference shares in issue (2009: none).

On 9 June 2010, shareholders approved the allotment and issue of 5,285,088 new ordinary shares (ranking *pari passu* with existing shares in issue) via a placing to existing institutional shareholders. The shares were issued on 10 June 2010 at a placing price of 15.75 pence raising £784,000, after expenses of £48,000.

An explanation of the Group's capital management process and objectives is set out in the discussion of capital management on page 10 in the Directors' report and capital risk disclosures in note 20.

22. Share-based payments

The following disclosures are in respect of both the Company and the Group

The grant of all options and awards is made by the Remuneration Committee and such grants involve equity settlement. In granting executive share options the Remuneration Committee has regard to both the participant's level of responsibility within the Group and to individual and Group performance.

On 30 December 2010 shareholders voted to adopt 3 new share option schemes ("Share Option Schemes 2010"). On 31 December 2010 grants of options to subscribe for ordinary shares were made under these schemes, and simultaneously all existing grants of options issued under the Employee Option Plan 2007 were replaced.

Share Option Schemes 2010

The Share Option Schemes 2010 were approved by shareholders on 30 December 2010. The Schemes consist of

- the Gresham Computing plc Enterprise Management Incentive Plan 2010,
- the Gresham Computing plc Unapproved Share Option Plan 2010, and
- the Gresham Computing plc Non Employee Share Option Plan 2010

As its name implies, the EMI Plan operates as an enterprise management incentive scheme complying with the EMI Code and accordingly being entitled to certain beneficial tax treatment.

The Unapproved Plan enables the Remuneration Committee to grant share options in excess of the limits applicable under the EMI Code and / or to employees of the Group who do not qualify for EMI treatment.

The Non Employee Plan enables the Remuneration Committee to grant share options to persons whose services are made available to the Group without a formal employment relationship.

The Remuneration Committee is responsible for administering the Share Option Schemes 2010, and may grant options to acquire Ordinary Shares to any employees and directors of the Group, and retains discretion to impose exercise performance conditions as appropriate. Options are granted free of charge and are non-transferable.

The exercise price per Ordinary Share is determined by the Remuneration Committee but will not be less than 110% of the middle market price for the dealing day immediately preceding the date of grant of the relevant option.

Options may normally be exercised only on or after the third anniversary of the date of grant, save to the extent that the Remuneration Committee in its discretion declares any other period for exercise and will lapse on cessation of such employment, save again to the extent the Remuneration Committee in its discretion allows it to remain exercisable for such period following the cessation as it may determine.

Exercise is permitted in conjunction with a takeover or similar transaction and in such circumstances the vesting period does not apply. In the event of a takeover, an option holder may by agreement with the acquirer exchange his options for options over shares in the acquiring Company.

At 31 December 2010, 22 participants held awards under this scheme (2009 nil).

Executive Option Plan 2007 ("EOP")

This Plan was approved by shareholders on 29 June 2007 in General Meeting. All remaining grants previously issued under the Plan were cancelled on 31 December 2010 as a result of replacement grants issued from the Share Option Schemes 2010.

The Executive Option Plan 2007 has no participants as at 31 December 2010 (2009 16) and is closed to new participants or any further grants.

Executive Scheme 1998

Approved options under this scheme are only exercisable if, on average, over a three year period the Group's earnings per share increase by five per cent per annum above the retail price index. Any unapproved options granted under this scheme may also be subject to additional individual performance criteria.

Options are capable of exercise after three years and within ten years of the date of grant

From 30 July 2004, all new options granted under these executive schemes are only exercisable based on the performance in the first relevant three year period from a fixed point, rolling re-testing is not allowed. For options granted before this date, rolling re-testing is still permitted in accordance with the terms on which they were issued as approved by shareholders in general meeting.

At 31 December 2010, 4 participants held options under this scheme (2009: 5). No further options will be granted in respect of this scheme.

Outstanding options to subscribe for ordinary shares of 5p at 31 December 2010, including those noted in the Directors' Remuneration Report are as follows:

	Note	2010 Number	2010 WAEP	2009 Number	2009 WAEP
Executive scheme 1998 (options)					
Outstanding at 1 January	1	587,897	45	600,397	45
Forfeited		(25,000)	10	(12,500)	83
Outstanding at 31 December	1	<u>562,897</u>	36	<u>587,897</u>	45
Exercisable at 31 December		<u>0</u>	36	<u>587,897</u>	45
Weighted average remaining contractual life (years)		<u>0.34</u>		<u>0.68</u>	
EOP 2007 scheme (awards)					
Outstanding at 1 January		2,737,499	102	3,944,999	106
Granted during the year		0	0	0	0
Forfeited		(2,737,499)	102	(1,207,500)	114
Outstanding at 31 December		<u>0</u>	0	<u>2,737,499</u>	102
Exercisable at 31 December		<u>0</u>	0	<u>0</u>	0
Weighted average remaining contractual life (years)		<u>0.00</u>		<u>7.94</u>	
Share Option Schemes 2010 (options)					
Outstanding at 1 January		0	0	0	0
Granted during the year		5,500,000	28	0	0
Forfeited		0	0	0	0
Outstanding at 31 December		<u>5,500,000</u>	28	<u>0</u>	0
Exercisable at 31 December		<u>0</u>	0	<u>0</u>	0
Weighted average remaining contractual life (years)		<u>3.00</u>		<u>0.00</u>	

No price is payable on award of share options or awards.

Note 1: Included within this number of options are options over 562,897 (2008: 587,897) shares (Executive Scheme 1998) that have not been accounted for in accordance with IFRS 2 as the options were granted on or before 7 November 2002. These options have not been subsequently modified and therefore do not need to be accounted for in accordance with IFRS 2.

Outstanding options and awards to subscribe for ordinary shares of 5p at 31 December 2010, including those noted in the Directors' Remuneration Report showing the range of exercise prices and dates are as follows:

	Number of share options	Date of grant	Exercise price £	Date first exercisable	Expiry date	Cash receivable if exercised £
<i>Executive Scheme 1998</i>						
	5,000	09-Feb-00	0 460	10-Feb-03	09-Feb-10	2,300
	557,897	25-Jul-00	0 360	28-Jul-03	27-Jul-10	200,843
	5,000	22-Apr-03	0 700	23-Apr-06	22-Apr-13	3,500
	20,000	28-May-04	2 695	29-May-07	28-May-14	53,900
	<u>587,897</u>					<u>260,543</u>
<i>Share Option Schemes 2010</i>						
	<u>5,500,000</u>	31-Dec-10	0 2805	31-Dec-13	31-Dec-20	<u>1,542,750</u>
	<u>5,500,000</u>					<u>1,542,750</u>

Outstanding options to subscribe for ordinary shares of 5p at 31 December 2009, including those noted in the Directors' Remuneration Report showing the range of exercise prices and dates are as follows

	Number of share options	Date of grant	Exercise price £	Date first exercisable	Expiry date	Cash receivable if exercised £
<i>Executive Scheme 1998</i>						
	5,000	09-Feb-00	0 460	10-Feb-03	09-Feb-10	2,300
	557,897	25-Jul-00	0 360	28-Jul-03	27-Jul-10	200,843
	5,000	22-Apr-03	0 700	23-Apr-06	22-Apr-13	3,500
	20,000	28-May-04	2 695	29-May-07	28-May-14	53,900
	<u>587,897</u>					<u>260,543</u>
<i>EOP 2007</i>						
	2,067,500	22-Oct-07	1 1500	23-Oct-10	23-Oct-17	See note
	625,000	29-Apr-08	0 6225	30-Apr-11	30-Apr-18	See note
	45,000	04-Jun-08	0 7000	05-Jun-11	05-Jun-18	See note
	<u>2,737,500</u>					

The fair value of outstanding equity-settled share options granted was estimated as at the date of grant as follows

Executive scheme 1998

The fair value of equity-settled share options granted is estimated as at the date of grant using a Black Scholes model, taking into account the terms and conditions upon which the options were granted. In all cases, the exercise price at the date of grant is equal to the market price at the date of grant. No options were granted in 2010 or 2009.

The expected life of the options is based on historical data and is not necessarily indicative of exercise patterns that may occur. The expected volatility reflects the assumption that the historical volatility is indicative of future trends, which may also not necessarily be the actual outcome. No other features of options granted were incorporated into the measurement of fair value.

EOP 2007

The fair value of equity-settled share options granted has been estimated as at the date of grant, by an independent remuneration consultant with the relevant skills, with a Monte-Carlo risk-neutral model using a lognormal distribution to simulate thousands of share price outcomes, taking into account the terms and conditions upon which the options were granted. The following table lists the range of inputs to the model used for the grants made.

	2008 grants	2007 grants
Vesting date	Between 3 and 6 years	Between 3 and 6 years
Expiry date	6 years after grant	6 years after grant
Exercise price	£0.62 to £0.80	£1.15
Share price at valuation	£0.59 to £0.66	£1.05
Vested options expected life	The minimum of 1 year after vesting and full term to expiry	The minimum of 1 year after vesting and full term to expiry
Volatility	50% (expected future volatility, based on historical analysis and trend)	50% (expected future volatility, based on historical analysis and trend)
Dividend yield	0%	0%
Risk free rate	4.52% to 5.04% (spot yield on valuation date of 6-year nil-coupon UK government bonds)	4.85% (spot yield on valuation date of 6-year nil-coupon UK government bonds)
Simulations	60,000	60,000
Impact of continued employment conditions	70% attrition rate on average	30% attrition rate on average

The expected life of the options is based on historical data and is not necessarily indicative of exercise patterns that may occur. The expected volatility reflects the assumption that the historical volatility is indicative of future trends, which may also not necessarily be the actual outcome. No other features of options granted were incorporated into the measurement of fair value.

Share Option Schemes 2010

The fair value of equity-settled share options granted is estimated as at the date of grant using a Black Scholes model, taking into account the terms and conditions upon which the options were granted. In all cases, the exercise price is at least 110% of the market price on the day prior to the date of grant.

The expected life of the options is based on historical data and is not necessarily indicative of exercise patterns that may occur. The expected volatility reflects the assumption that the historical volatility is indicative of future trends, which may also not necessarily be the actual outcome. No other features of options granted were incorporated into the measurement of fair value.

The (credit) / expense recognised in the income statement for all equity settled share-based payments in respect of employee services received is as follows:

	2010 £'000	2009 £'000
(Credit) / expense recognised in respect of share-based payments	(213)	157

During the year ended 31 December 2010 the attrition rate applicable to the EOP 2007 was substantially upgraded to reflect staff leavers in 2010, including the resignations of the Chief Executive Officer and Executive Chairman. The impact of this change in attrition rate has resulted in an accumulated share based payments expense that is lower than that previously recorded in prior years, and therefore this has resulted in a share based payments credit to the current year Income Statement.

23. Reconciliation of movements in equity

	Share capital £'000	Share premium £'000	Other reserves £'000	Currency translation £'000	Retained earnings £'000	Total £'000
At 1 January 2009	2,643	12,564	1,039	187	(8,576)	7,857
Attributable profit for the period	-	-	-	-	(7,364)	(7,364)
Exchange differences on translation of foreign operations	-	-	-	35	-	35
Exchange differences on disposal/closure of foreign operations	-	-	-	39	-	39
Reclaim of VAT on previous share issues costs	-	50	-	-	-	50
Share based payment	-	-	-	-	157	157
At 31 December 2009	2,643	12,614	1,039	261	(15,783)	774
Attributable profit for the period	-	-	-	-	556	556
Exchange differences on translation of foreign operations	-	-	-	85	-	85
Settlement of claim of VAT on previous share issues costs	-	(10)	-	-	-	(10)
Share issue proceeds	264	568	-	-	-	832
Share issue transaction costs	-	(48)	-	-	-	(48)
Share based payment credit	-	-	-	-	(213)	(213)
At 31 December 2010	2,907	13,124	1,039	346	(15,440)	1,976

Share capital

The balance classified as share capital represents the nominal value arising from the issue of the Company's equity share capital, comprising 5 pence ordinary shares

On 9 June 2010, shareholders approved the allotment and issue of 5,285,088 new ordinary shares (ranking *pari passu* with existing shares in issue) via a placing to existing institutional shareholders. The shares were issued on 10 June 2010 at a placing price of 15.75 pence raising £784,000, after expenses of £48,000.

Share premium

The balance classified as share premium represents the premium arising from the issue of the Company's equity share capital, comprising 5 pence ordinary shares, net of share issue expenses. There are restrictions on the use of the share premium account. It can only be used for bonus issues, to provide for the premium payable on redemption of debentures or to write off preliminary expenses, or expenses of, or commissions paid on, or discounts allowed on, the same issues of shares or debentures of the Company.

Other reserves

The balance classified as other reserves comprises a special reserve of £313,000 and merger reserve of £726,000. The special reserve arose on the cancellation of deferred ordinary shares in June 1992. The merger reserve arose on issue of shares in respect of acquisitions and mergers in the period 1992 to 1999.

Currency translation reserves

The currency translation reserve is used to record exchange differences arising from the translation of the financial statements of foreign subsidiaries.

Retained earnings

The cumulative amount of goodwill written off to reserves at 31 December 2010 and 2009 is £7,326,000. Goodwill previously written off to reserves will remain so written off.

24. Change of arrangement with Cable & Wireless

As a result of the arrangement agreed with Cable & Wireless in April 2006, a one off payment of cash was made to Gresham by Cable & Wireless in 2006. In addition, from April 2006 additional fixed quarterly payments are being made to Gresham by Cable & Wireless. The initial one off payment was being deferred.

in the statement of financial position and released on a straight line basis to revenue over a period of 3 years from May 2006 to April 2009 to match the cost of the additional obligations taken on by Gresham under this new agreement. The further fixed quarterly payments, which are paid in advance, are also being deferred in the statement of financial position and released on a straight line basis to revenue over the quarters to which they relate.

During the period, the revenue recognised in the income statement in respect of this arrangement totaled £nil (2009 £343,000).

25. Events after the Reporting Period

Events after the reporting period are disclosed in the Directors' Report under that heading.

26. Capital commitments

At 31 December 2010, amounts contracted for but not provided in the financial statements for the acquisition of property, plant and equipment amounted to £nil (2009 £nil).

27. Contingent liabilities and contingent assets

Contingent liabilities

In the normal course of business, the parent Company has issued general guarantees in respect of the contractual obligations of certain subsidiary undertakings from which no liability is expected to arise.

Contingent assets

The Group has an un-recognised contingent asset of US\$1.8m arising on the disposal of the Storage Director business as described further in note 15.

28. Related party transactions

Key management personnel are defined for the purpose of these financial statements as the Board of directors and information concerning the remuneration of these directors can be found in the Remuneration Report. The share-based payments credit arising in respect of Board directors in 2010 was £46,000 (2009 expense of £65,000).

The services of M Royde, Non-Executive Director, are provided and invoiced by Kestrel Partners LLP, a company in which he has an ownership interest. During the year ended 31 December 2010, the Company was charged £40,000 by Kestrel Partners LLP (2009 £10,000), none of which (2009 £2,500) remained unpaid at the year end. The total value of transactions with Kestrel Partners LLP in respect of the provision of M Royde's services is shown in the Directors' Remuneration Report.

Gresham Computing plc

Registered Number 1072032

A public limited company incorporated in England and Wales

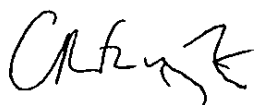
Company Financial Statements

31 December 2010

Company balance sheet	Notes	31 December	31 December
At 31 December 2010		2010	2009
		£'000	£'000
Fixed assets			
Investments	5	9,041	9,041
		<u>9,041</u>	<u>9,041</u>
Current assets			
Debtors	6	9,973	11,476
Cash at bank and in hand		2,492	384
		<u>12,465</u>	<u>11,860</u>
Creditors amounts falling due within one year	7	5,355	5,477
Net current assets		<u>7,110</u>	<u>6,383</u>
Total assets less current liabilities		<u><u>16,151</u></u>	<u><u>15,424</u></u>
Capital and reserves			
Called up share capital	9	2,907	2,643
Share premium account	10	13,124	12,614
Special reserve	10	313	313
Merger reserve	10	6,609	6,609
Profit and loss account	10	(6,802)	(6,755)
Shareholders' funds - equity interests	10	<u>16,151</u>	<u>15,424</u>

The financial statements were approved by the Board of Directors and authorised for issue on 28 March 2011

On behalf of the Board



CM Errington
28 March 2011

1. Accounting policies

Basis of preparation

The parent Company financial statements of Gresham Computing plc (the "Company") are presented, as required by the Companies Act 2006, and were approved for issue on 28 March 2011

The financial statements are prepared under the historical cost convention as modified for financial instruments that are measured at fair value, and are prepared in accordance with applicable accounting standards

No profit and loss account is presented by the Company as permitted by Section 408 of the Companies Act 2006 For the year ended 31 December 2010, the Company recorded a loss of £47,000 (2009 loss of £10,063,000)

The Company has taken advantage of the exemption in paragraph 2D of FRS 29 Financial Instruments Disclosures and has not disclosed information required by that standard, as the Group's consolidated financial statements, in which the Company is included, provide equivalent disclosures for the Group under IFRS 7 Financial Instruments Disclosures

Investments

Investments are recorded at cost less provision for impairment

Financial assets

Financial assets at fair value through profit or loss

Financial assets classified as held for trading and other assets designated as such on inception are included in this category Financial assets are classified as held for trading if they are acquired for sale in the short term Derivatives are also classified as held for trading unless they are designated as hedging instruments Assets are carried in the balance sheet at fair value with gains or losses on financial assets at fair value through profit or loss recognised in the profit and loss account

Impairment of financial assets

The Company assesses at each balance sheet date whether a financial asset or group of financial assets is impaired

Assets carried at amortised cost

If there is objective evidence that an impairment loss on loans and receivables carried at amortised cost has been incurred, the amount of the loss is measured as the difference between the asset's carrying amount and the present value of estimated future cash flows (excluding future credit losses that have not been incurred) discounted at the financial asset's original effective interest rate (i.e. the effective interest rate computed at initial recognition) The carrying amount of the asset is reduced, with the amount of the loss recognised in administration costs

If, in a subsequent period, the amount of the impairment loss decreases and the decrease can be related objectively to an event occurring after the impairment was recognised, the previously recognised impairment loss is reversed Any subsequent reversal of an impairment loss is recognised in the profit and loss account, to the extent that the carrying value of the asset does not exceed its amortised cost at the reversal date

Other receivables

Where the time value of money is material, other receivables are carried at amortised cost Provision is made when there is objective evidence that the Company will not be able to recover balances in full Balances are written off when the probability of recovery is assessed as being remote

1. Accounting policies (continued)***Taxation***

Current tax, including UK corporation tax and foreign tax, is provided at amounts expected to be paid (or recovered) using the tax rates and laws that have been enacted or substantively enacted by the balance sheet date

Deferred tax is recognised in respect of all timing differences that have originated but not reversed at the balance sheet date where transactions or events that result in an obligation to pay more tax in the future or a right to pay less tax in the future have occurred at the balance sheet date. Timing differences are differences between the Company's taxable profits and its results as stated in the financial statements that arise from the inclusion of gains and losses in tax assessments in periods different from those in which they are recognised in the financial statements. A net deferred tax asset is regarded as recoverable and therefore recognised only when, on the basis of all available evidence, it can be regarded as more likely than not that there will be suitable taxable profits from which the future reversal of the underlying timing differences can be deducted.

Deferred tax is measured, on a undiscounted basis, at rates expected to be paid (or recovered) using the tax rates and laws that have been enacted or substantively enacted by the balance sheet date as they apply in the periods in which the timing differences are expected to reverse.

Foreign currencies

Transactions denominated in foreign currencies are translated at an approximation of the exchange rate ruling on the date of the transaction.

Assets and liabilities denominated in foreign currencies are translated at the exchange rate ruling on the balance sheet date. Resulting exchange gains and losses are taken to the profit and loss account.

Financial instruments

The Company uses forward foreign currency contracts to reduce exposure to movements in foreign exchange rates. Such instruments are stated at fair value. Gains and losses arising from changes in fair value are taken to the profit and loss account in the period.

Fair value of derivative financial instruments is calculated by reference to current forward exchange rates for contracts with similar maturity profiles. Derivatives are carried as assets when the fair value is positive and as liabilities when the fair value is negative.

Related party transactions

The Company has taken advantage of the exemption under FRS 8 from disclosing related party transactions with entities that are wholly owned subsidiary undertakings of the Gresham Computing plc Group.

Leasing commitments

Rentals payable under operating leases are charged in the profit and loss account on a straight line basis over the lease term. Lease incentives are recognised over the shorter of the lease term and the period to the next rent review.

Classification of shares as debt or equity

An equity instrument is a contract that evidences a residual interest in the assets of an entity after deducting all its liabilities. Accordingly, a financial instrument is treated as equity if

- (i) there is no contractual obligation to deliver cash or other financial assets or to exchange financial assets or liabilities on terms that may be unfavourable, and
- (ii) the instrument is a non-derivative that contains no contractual obligations to deliver a variable number of shares or is a derivative that will be settled only by the Company exchanging a fixed amount of cash or other assets for a fixed number of the Company's own equity instruments.

1. Accounting policies (continued)

When shares are issued, any component that creates a financial liability of the Company is presented as a liability in the balance sheet, measured initially at fair value net of transaction costs and thereafter at amortised cost until extinguished on conversion or redemption. The corresponding dividends relating to the liability component are charged as interest expense in the income statement. The initial fair value of the liability component is determined using a market rate for an equivalent liability without a conversion feature.

The remainder of the proceeds on issue is allocated to the equity component and included in shareholders' equity, net of transaction costs. The carrying amount of the equity component is not re-measured in subsequent years.

Transaction costs are apportioned between the liability and equity components of the shares based on the allocation of proceeds to the liability and equity components when the instruments are first recognised.

Share-based payments – Equity-settled transactions

The cost of equity-settled transactions with employees is measured by reference to the fair value at the date at which they are granted and is recognised in the Company financial statements as a capital contribution to the subsidiaries for whom the employees perform services, with the credit entry being made to reserves, over the vesting period, which ends on the date on which the relevant employees become fully entitled to the award.

Fair value of awards with a market condition based performance target is determined by an external valuer using a Monte Carlo simulation pricing model. In valuing equity-settled transactions, no account is taken of any vesting conditions, other than conditions linked to the price of the shares of the Company (market conditions). Fair value of awards with a financial result based performance target is determined by management using the Black Scholes pricing model.

No capital contribution is recognised for awards that do not ultimately vest, except for awards where vesting is conditional upon a market condition, which are treated as vesting irrespective of whether or not the market condition is satisfied, provided that all other vesting conditions are satisfied.

At each balance sheet date before vesting, the cumulative expense is calculated, representing the extent to which the vesting period has expired and management's best estimate of the achievement or otherwise of non-market conditions and of the number of equity instruments that will ultimately vest or, in the case of an instrument subject to a market condition, be treated as vesting as described above. The movement in cumulative expense since the previous balance sheet date is recognised as a capital contribution, with a corresponding entry in equity.

Where the terms of an equity-settled award are modified or a new award is designated as replacing a cancelled or settled award, the cost based on the original award terms continues to be recognised as a capital contribution over the original vesting period. In addition, an expense is recognised as a capital contribution over the remainder of the new vesting period for the incremental fair value of any modification, based on the difference between the fair value of the original award and the fair value of the modified award, both as measured on the date of the modification. No reduction is recognised if this difference is negative.

Where an equity-settled award is cancelled, it is treated as if it had vested on the date of cancellation, and any cost not yet recognised in the income statement for the award is recorded as a capital contribution immediately. Any compensation paid up to the fair value of the award at the cancellation or settlement date is deducted from equity, with any excess over fair value being treated as a capital contribution in the balance sheet.

2. Auditors' remuneration

	2010 £'000	2009 £'000
<i>Audit of the financial statements</i>		
Audit services - parent	5	10
	<u>5</u>	<u>10</u>
<i>Additional information</i>		
Audit services - group	10	15
Audit services - subsidiaries	30	57
	<u>40</u>	<u>72</u>
<i>Non-audit fees</i>		
Corporate taxation services	1	0
Share option scheme establishment	9	0
	<u>10</u>	<u>0</u>

During the year Ernst & Young LLP resigned as Group and Company Auditor, and BDO LLP were appointed

3. Directors' remuneration

Information concerning directors' remuneration and gains on exercise of share options can be found in the Directors' remuneration report on pages 25 to 28 and in note 7 to the Group financial statements

4. Dividends paid and proposed

No dividends were declared or paid during the year and no dividends are proposed for approval at the AGM (2009 None)

5. Investments

	Subsidiaries 2010 £'000	Subsidiaries 2009 £'000
<i>Cost</i>		
At 1 January	23,394	23,237
Capital (distribution)/contribution - share based payments	-	157
At 31 December	<u>23,394</u>	<u>23,394</u>
<i>Impairment provisions</i>		
At 1 January	14,353	4,143
Impairment charge	-	10,210
At 31 December	<u>14,353</u>	<u>14,353</u>
<i>Net book value</i>		
At 31 December	<u>9,041</u>	<u>9,041</u>

Following the business restructuring undertaken in 2009, associated impairments to assets and changes to future growth and cash flow assumptions, an impairment charge of £10.2m was recorded in the year ended 31 December 2009

5. Investments (continued)

Details of the investments in which the Company holds 20% or more of the nominal value of any class of share capital are as follows

<i>Name of subsidiary company</i>	<i>Country of incorporation</i>	<i>Holding (shares)</i>	<i>Proportion of voting rights and shares held</i>	<i>Nature of Business</i>
Gresham Computer Services Limited	England	Ordinary	100%	Real time financial solutions
Gresham Financial Systems Limited	England	Ordinary	100%	Real time financial solutions
Gresham Consultancy Services Limited	England	Ordinary	100%	Real time financial solutions
Gresham Computing Inc	USA	Ordinary	100%	Real time financial solutions
Gresham Enterprise Storage Inc	USA	Ordinary	100%	Storage
Gresham Computing Inc	Canada	Ordinary	100%	Real time financial solutions
Gresham Computing Pty Limited	Australia	Ordinary	100%	Real time financial solutions
Gresham Computing Sdn Bhd (1)	Malaysia	Ordinary	100%	Real time financial solutions

(1) held by a subsidiary undertaking

All subsidiary undertakings are included in Gresham Computing plc Group Annual Financial Report

6. Debtors

	2010	2009
	£'000	£'000
Amounts owed by subsidiary undertakings	9,955	11,442
Prepayments and accrued income	18	34
	<u>9,973</u>	<u>11,476</u>

7. Creditors: amounts falling due within one year

	2010	2009
	£'000	£'000
Amounts owed to subsidiary undertakings	5,124	4,995
Trade creditors	14	122
Other creditors and accruals	217	343
Financial Liabilities	-	17
	<u>5,355</u>	<u>5,477</u>

Financial liabilities for the year ended 31 December 2009 relate to Derivative financial instruments which have a negative fair value. Fair value is calculated by reference to current forward exchange rates for contracts with similar maturity profiles

8. Deferred tax

The Company has an unrecognised deferred tax asset as follows

	2010	2009
	£'000	£'000
Tax losses	157	162

9. Issued Share capital

Ordinary shares allotted, called up and fully paid	Number	Nominal value £'000
At 1 January 2009 and 31 December 2009	52,850,890	2,643
At 1 January 2010 and 31 December 2010	58,135,978	2,907

The Company's ordinary share capital consists of individual share having a nominal value of 5 pence each

At 31 December 2010 and 2009 there were outstanding options granted to acquire ordinary shares in the Company See note 22 for further details

During the year ended 31 December 2010, as a result of adoption of the remaining parts of the Companies Act 2006, the Board obtained approval from shareholders to amend the Company's Articles of Association The most substantial change was to remove the Company's Authorised Share Capital limit

There are no preference shares in issue (2009 none)

On 9 June 2010, shareholders approved the allotment and issue of 5,285,088 new ordinary shares (ranking *pari passu* with existing shares in issue) via a placing to existing institutional shareholders The shares were issued on 10 June 2010 at a placing price of 15.75 pence raising £784,000, after expenses of £48,000

10. Reconciliation of movements in shareholders' funds

	Share Capital £'000	Share Premium £'000	Special reserve £'000	Merger reserve £'000	Profit and loss account £'000	Total £'000
At 1 January 2009	2,643	12,564	313	6,609	3,151	25,280
Share based payments expense	-	-	-	-	157	157
Reclaim of VAT on previous share issue costs	-	50	-	-	-	50
Retained loss for the year	-	-	-	-	(10,063)	(10,063)
At 31 December 2009	2,643	12,614	313	6,609	(6,755)	15,424
Share based payments expense	-	-	-	-	-	-
Settlement of VAT claim on previous share issue costs	-	(10)	-	-	-	(10)
Share issue proceeds	264	568	-	-	-	832
Share issue transaction costs	-	(48)	-	-	-	(48)
Retained profit for the year	-	-	-	-	(47)	(47)
At 31 December 2010	2,907	13,124	313	6,609	(6,802)	16,151

Share capital

The balance classified as share capital represents the nominal value arising from the issue of the Company's equity share capital, comprising 5 pence ordinary shares

On 9 June 2010, shareholders approved the allotment and issue of 5,285,088 new ordinary shares (ranking *pari passu* with existing shares in issue) via a placing to existing institutional shareholders The shares were issued on 10 June 2010 at a placing price of 15.75 pence raising £784,000, after expenses of £48,000

Share premium

The balance classified as share premium represents the premium arising from the issue of the Company's equity share capital, comprising 5 pence ordinary shares, net of share issue expenses There are restrictions on the use of the share premium account It can only be used for bonus issues, to provide for the premium payable on redemption of debentures or to write off preliminary expenses, or

expenses of, or commissions paid on, or discounts allowed on, the same issues of shares or debentures of the Company

Other reserves

The special reserve arose on the cancellation of deferred ordinary shares in June 1992. The merger reserve arose on issue of shares in respect of acquisitions and mergers in the period 1992 to 1999.

11. Other financial commitments

Operating lease agreements where the Group is lessee

The Group has entered into commercial leases on certain properties that have an average duration of between 2 and 5 years. There are no unusual restrictions placed upon the lessee by entering into these leases.

At 31 December 2010 the Company had annual commitments under non-cancellable operating leases as set out below:

	Land and buildings 2010 £'000	Land and buildings 2009 £'000
Operating leases which expire		
Within one year	-	-
Within two to five years	223	203
	<u>223</u>	<u>203</u>

Operating lease agreements where the Group is lessor

The Group has entered into commercial leases on a UK property that have an average duration of 1 year. There are no unusual restrictions placed upon the lessor by entering into these leases.

At 31 December 2010 there were annual commitments under non-cancellable operating leases as set out below:

	Land and buildings 2010 £'000	Land and buildings 2009 £'000
Operating leases which expire		
Within one year	56	-
Within two to five years	-	-
	<u>56</u>	<u>-</u>

12. Capital commitments

At 31 December 2010, Company amounts contracted for but not provided in the financial statements for the acquisition of property, plant and equipment amounted to £nil (2009: £nil).

13. Contingent liabilities

In the normal course of business, the Company has issued general guarantees in respect of the contractual obligations of certain subsidiary undertakings

14. Share-based payments

Share based payments in respect of both the Company and the Group are disclosed in note 22 of the Group financial statements

15. Related party transactions

The services of M Royde, Non-Executive Director, are provided and invoiced by Kestrel Partners LLP, a company in which he has an ownership interest. During the year ended 31 December 2010, the Company was charged £40,000 by Kestrel Partners LLP (2009 £10,000), none of which (2009 £2,500) remained unpaid at the year end. The total value of transactions with Kestrel Partners LLP in respect of the provision of M Royde's services is shown in the Directors' Remuneration Report.