

2933559


# ATHELNEY TRUST PLC

## FINANCIAL STATEMENTS

FOR THE YEAR ENDED 31ST DECEMBER 1999

### CONTENTS

	<b>Page</b>
Officers and Financial Advisers	1
Chairman's Statement	2 - 3
Report of the Directors	4 - 5
Report of the Auditors to the Shareholders	6
Statement of Total Return	7
Balance Sheet	8
Cash Flow Statement	9
Notes to the Financial Statements	10 - 16



**ATHELNEY TRUST PLC****OFFICERS AND FINANCIAL ADVISERS**

<b>Directors:</b>	H.B. Deschampsneufs (Chairman) R.G. Boyle R.J. Ellert
<b>Secretary:</b>	J.M. Davies 9 Limes Road, Beckenham, Kent, BR3 6NS.
<b>Registered Office:</b>	6 Broad Street Place, Blomfield Street, London, EC2M 7JH.
<b>Nominated Adviser:</b>	Noble & Company Limited 4th Floor, 1 Frederick's Place, London, EC2R 8AS.
<b>Nominated Broker:</b>	Spiers & Jeffrey Limited, 36 Renfield Street, Glasgow, G2 1NA.
<b>Auditor:</b>	W.H. Payne & Co. Sandringham House 199 Southwark Bridge Road London SE1 0HA
<b>Banker:</b>	The Royal Bank of Scotland plc London City Office 62/63 Threadneedle Street London EC2R 8LA
<b>Registrar:</b>	Park Circus Registrars Limited 6 Park Circus Place Glasgow G3 6AN
<b>Company No:</b>	2933559

# ATHELNEY TRUST PLC

## CHAIRMAN'S STATEMENT

I have pleasure in presenting the results for the 12 months to 31st December 1999. The salient points are:

- Net Asset Value rose by 36.2% to 103.7p per share
- Gross Revenue at £49,274 was up 21% due to strong growth in dividend receipts
- Return on ordinary activities before taxation was £15,533, a rise of 94%
- Recommended dividend of 1.5p for the year – an increase of 30% over 1998

### Results

Your directors are pleased with these results, although it is only fair to point out that most of the growth in net asset value occurred in the first half of the year and that growth in the second six months was fairly muted. There are a number of reasons for this but the principal factor, in my view, was the appearance of an enormous wall of money, which was initially invested in a small number of high technology shares.

Money having been made, and appetites whetted, the next stage involved “stagging” new issues of so called dot com companies. None of these had anything like the kind of track record that Athelney usually looks for when making an investment. To put it mildly, this type of company with no record, no management with relevant experience and entering what is going to be an extremely overcrowded field, is a high risk investment.

It is my view that no more than five to ten per cent of dot com companies will survive the next few years, yet there seems to be no rational, logical method of predicting which will survive and which will not. In the absence of such a method, it would not be right for Athelney to make long term investments in this area.

Since my last report to you covering the six months ended 30th June 1999, Athelney has added to a number of small, existing holdings and made some fresh purchases including Broadcastle, Enterprise, Seascope, AG Barr, NWF Group, Belhaven, NBA Quantum and Time Products, most of which have drifted lower since the date of purchase on lack of interest. It is unfortunate that, during this period of intense interest in internet shares, so many interesting small companies with a good story to tell about prospects of long term growth are being more or less ignored.

During the period under review, your company received and accepted cash offers for both Hemingway Properties and Inn Business. Although these investments result in good profits being banked, your directors were slightly underwhelmed by the prices offered in both cases. We would certainly encourage all non-executive directors to hold out against incumbent managements who wish to sell to a competitor or join an MBO where it is not clear if full value is being realised. This will be even more important than usual in the coming year when corporate activity is likely to be at a high level because of the depressed prices on many “traditional” companies.

**ATHELNEY TRUST PLC****CHAIRMAN'S STATEMENT****(continued)****Dividend**

Your Board is delighted to recommend a 30 per cent increase in the dividend for the year to 1.5p per share, which if approved, will be paid on 1st June 2000 to shareholders on the register at 25th April 2000.

**The Future**

I believe that the year 2000 will be an active one, both for Athelney and the market as a whole. Nothing is certain in the field of investment, but I believe that your company will continue to give a good account of itself in the months ahead.



**Hugo Deschampneufs**  
**Chairman**

## REPORT OF THE DIRECTORS OF ATHELNEY TRUST PLC

The directors present their annual report and audited financial statements of the company for the year ended 31st December 1999.

### **Principal activity and business review**

The principal activity of the company is an investment company. The investment objectives of the company are to achieve long term capital growth while at the same time producing a progressive income return.

Investments made by the company are primarily in the equity securities of both unquoted and quoted UK companies, including smaller companies with a market capitalisation below £50 million.

During the period, the company followed the normal activities of an investment company. Details of these are given in the Chairman's Statement on pages 2 and 3.

### **Directors and their interests**

The directors who have held office during the year and their interests in the ordinary shares in the company were as stated below:-

	1999	1998
H.B. Deschampsneufs	88,650	88,650
R.G. Boyle	88,400	58,000
R.J. Ellert	28,300	28,300

The above figures include a holding of 58,000 shares owned by a pension fund in which R.G. Boyle and H.B. Deschampsneufs have an interest, and 25,000 shares owned by a pension fund in which R.J. Ellert has an interest.

### **Directors' responsibilities**

Company law requires the directors to prepare financial statements for each financial year which give a true and fair view of the state of affairs of the company and of the results for that period. In preparing those financial statements, the directors are required to:

- Select suitable accounting policies and then apply them consistently;
- Make judgements and estimates that are reasonable and prudent;
- State whether applicable accounting standards have been followed, subject to any material departures disclosed and explained in the accounts; and
- Prepare the accounts on the going concern basis unless it is inappropriate to presume that the company will continue in business.

The directors are responsible for keeping proper accounting records which disclose with reasonable accuracy at any time the financial position of the company and which enable them to ensure that the financial statements comply with the Companies Act 1985. They are also responsible for safeguarding the assets of the company and hence for taking reasonable steps for the prevention and detection of fraud and other irregularities.

**REPORT OF THE DIRECTORS OF  
ATHELNEY TRUST PLC**

(continued)

**Corporate Governance**

The Board continues to give careful consideration to the principles of corporate governance as set out in the Code of Best Practice of the Committee of the Financial Aspects of Corporate Governance (the Cadbury Report). However, the Company is small and it is the opinion of the Directors that not all the provisions of the Cadbury Report are relevant or desirable for a company of Athelney Trust's size. The Board meets regularly and has ultimate responsibility for the management of the Company, although the Remuneration Committee makes recommendations to the Board relating to the remuneration of the Managing Director and the non-executive Directors. The Audit Committee assists the Board in relation to matters concerning corporate governance and financial reporting. Both committees meet during the year as required with the latter to include external auditors if appropriate.

**Valuation**

The valuation of the Company's portfolio as at 31st December 1999 forms part of these accounts (note 15) and can be found on pages 15 and 16.

**Dividends proposed and transfers to reserves**

It is recommended that a final dividend of 1.5p (1998 - 1.15p) per share be paid. The retained net revenue for the year, after providing for payment of dividends, of £189 has been transferred to revenue reserves.

**Payment of suppliers**

It is the company's payment policy to obtain the best possible terms for all business and therefore there is no consistent policy as to the terms used. The company contracts with its suppliers the terms on which business will take place and abides by such terms. The company has maintained payments according to this schedule throughout the year. There were no invoiced trade creditors outstanding at 31st December 1999, the amount shown as creditors in the balance sheet comprised accrued expenses and proposed dividends.

**Year 2000 compliance**

The company has completed its Year 2000 compliance programme and to date no significant problems have been experienced.

**Auditors**

In accordance with Section 385 of the Companies Act 1985, a resolution proposing that W.H. Payne & Co. be reappointed as auditors of the company will be put to the annual general meeting.

BY ORDER OF THE BOARD

J.M. Davies  
Secretary



6 Broad Street Place,  
Blomfield Street,  
London, EC2M 7JH.

30th March 2000

**AUDITORS' REPORT**  
**TO THE SHAREHOLDERS OF**  
**ATHELNEY TRUST PLC**

We have audited the financial statements on pages 7 to 16 which have been prepared under the historical cost convention as modified to include fixed asset investments at valuation and the accounting policies set out on page 10.

**Respective responsibilities of directors and auditors**

As described on page 4, the company's directors are responsible for the preparation of financial statements. It is our responsibility to form an independent opinion, based on our audit, on those financial statements and to report our opinion to you.


**Basis of opinion**

We conducted our audit in accordance with Auditing Standards issued by the Auditing Practices Board. An audit includes examination, on a test basis, of evidence relevant to the amounts and disclosures in the financial statements. It also includes an assessment of the significant estimates and judgements made by the directors in the preparation of the financial statements, and of whether the accounting policies are appropriate to the company's circumstances, consistently applied and adequately disclosed.

We planned and performed our audit so as to obtain all the information and explanations which we considered necessary in order to provide us with sufficient evidence to give reasonable assurance that the financial statements are free from material misstatement, whether caused by fraud or other irregularity or error. In forming our opinion we also evaluated the overall adequacy of the presentation of information in the financial statements.

**Opinion**

In our opinion the financial statements give a true and fair view of the state of affairs of the company as at 31st December 1999 and of the revenue, total return and cash flows for the year then ended and have been properly prepared in accordance with the Companies Act 1985.



W H Payne & Co  
Chartered Accountants  
and Registered Auditor  
Sandringham House  
199 Southwark Bridge Road  
London SE1 0HA

30th March 2000

**AUDITORS' REPORT**  
**TO THE SHAREHOLDERS OF**  
**ATHELNEY TRUST PLC**

We have audited the financial statements on pages 7 to 16 which have been prepared under the historical cost convention as modified to include fixed asset investments at valuation and the accounting policies set out on page 10.

**Respective responsibilities of directors and auditors**

As described on page 4, the company's directors are responsible for the preparation of financial statements. It is our responsibility to form an independent opinion, based on our audit, on those financial statements and to report our opinion to you.

**Basis of opinion**

We conducted our audit in accordance with Auditing Standards issued by the Auditing Practices Board. An audit includes examination, on a test basis, of evidence relevant to the amounts and disclosures in the financial statements. It also includes an assessment of the significant estimates and judgements made by the directors in the preparation of the financial statements, and of whether the accounting policies are appropriate to the company's circumstances, consistently applied and adequately disclosed.

We planned and performed our audit so as to obtain all the information and explanations which we considered necessary in order to provide us with sufficient evidence to give reasonable assurance that the financial statements are free from material misstatement, whether caused by fraud or other irregularity or error. In forming our opinion we also evaluated the overall adequacy of the presentation of information in the financial statements.

**Opinion**

In our opinion the financial statements give a true and fair view of the state of affairs of the company as at 31st December 1999 and of the revenue, total return and cash flows for the year then ended and have been properly prepared in accordance with the Companies Act 1985.

W H Payne & Co  
Chartered Accountants  
and Registered Auditor  
Sandringham House  
199 Southwark Bridge Road  
London SE1 0HA

30th March 2000

# ATHELNEY TRUST PLC

## STATEMENT OF TOTAL RETURN (INCORPORATING THE REVENUE ACCOUNT)

FOR THE YEAR ENDED 31ST DECEMBER 1999

	Note	31ST DECEMBER 1999			31ST DECEMBER 1998 (as restated)		
		Revenue	Capital	Total	Revenue	Capital	Total
Gains/(losses) on investments	(7)	-	515,458	515,458	-	(169,729)	(169,729)
Income	(2)	49,274	-	49,274	40,693	-	40,693
Investment management expenses	(3)	(6,012)	(6,012)	(12,024)	(5,715)	(5,715)	(11,430)
Other expenses	(3)	(27,729)	-	(27,729)	(26,970)	-	(26,970)
<b>Return on ordinary activities before taxation</b>		<b>15,533</b>	<b>509,446</b>	<b>524,979</b>	<b>8,008</b>	<b>(175,444)</b>	<b>(167,436)</b>
Taxation	(5)	11,698	(13,241)	(1,543)	393	948	1,341
<b>Return on ordinary activities after taxation</b>		<b>27,231</b>	<b>496,205</b>	<b>523,436</b>	<b>8,401</b>	<b>(174,496)</b>	<b>(166,095)</b>
Dividend	(6)	(27,042)	-	(27,042)	(20,732)	-	(20,732)
<b>Transfer to/(from) reserves</b>		<b>£189</b>	<b>£496,205</b>	<b>£496,394</b>	<b>£(12,331)</b>	<b>£(174,496)</b>	<b>£(186,827)</b>
<b>Return per Ordinary Share</b>		<b>1.5p</b>	<b>27.5p</b>	<b>29.0p</b>	<b>0.5p</b>	<b>(9.7)p</b>	<b>(9.2)p</b>
<b>Dividend per Ordinary Share</b>		<b>1.5p</b>			<b>1.15p</b>		

### **Continuing operations**

None of the company's activities were acquired or discontinued during the above two financial years.

The accompanying notes are an integral part of this statement of total return.

# ATHELNEY TRUST PLC

## BALANCE SHEET AS AT 31ST DECEMBER 1999

	Note	1999	1998
<b>Fixed assets</b>			
Investments	(7)	1,836,913	1,373,397
		<hr/>	<hr/>
<b>Current assets</b>			
Debtors	(8)	4,469	3,699
Cash at bank and in hand		65,355	25,619
		<hr/>	<hr/>
		69,824	29,318
<b>Creditors: amounts falling due within one year</b>	(9)	(38,042)	(30,414)
		<hr/>	<hr/>
<b>Net current assets/(liabilities)</b>		31,782	(1,096)
		<hr/>	<hr/>
<b>Net assets</b>		£1,868,695	£1,372,301
		<hr/> <hr/>	<hr/> <hr/>
<b>Capital and reserves</b>			
Called up share capital	(10)	450,700	450,700
Share premium account	(11)	405,605	405,605
Other reserves - non distributable			
Capital reserve - realised	(11)	97,000	19,759
Capital reserve - unrealised	(11)	908,685	489,721
Revenue reserve	(11)	6,705	6,516
		<hr/>	<hr/>
<b>Shareholders' funds</b>	(12)	£1,868,695	£1,372,301
		<hr/> <hr/>	<hr/> <hr/>

Approved by the board of directors on 30th March 2000.

  
 .....  
 R.G. Boyle

The accompanying notes are an integral part of this balance sheet.

## ATHELNEY TRUST PLC

### CASH FLOW STATEMENT FOR THE YEAR ENDED 31ST DECEMBER 1999

	Note	1999	1998
<b>Net cash inflow from operating activities (13)</b>		<b>6,166</b>	<b>3,060</b>
<b>Servicing of finance</b>			
Dividends paid	(20,730)	(19,830)	
		<hr style="width: 50%; margin: 0 auto;"/>	<hr style="width: 50%; margin: 0 auto;"/>
<b>Net cash (outflow) from servicing of finance</b>		<b>(20,730)</b>	<b>(19,830)</b>
<b>Taxation</b>			
Corporation tax repaid		1,749	5,357
<b>Investing activities</b>			
Purchases of investments	(492,198)	(190,982)	
Sales of investments	544,749	192,832	
		<hr style="width: 50%; margin: 0 auto;"/>	<hr style="width: 50%; margin: 0 auto;"/>
<b>Net cash inflow from investing activities</b>		<b>52,551</b>	<b>1,850</b>
		<hr style="width: 50%; margin: 0 auto;"/>	<hr style="width: 50%; margin: 0 auto;"/>
<b>Increase/(decrease) in cash in the year (13)</b>		<b>£39,736</b>	<b>£(9,563)</b>
		<hr style="width: 50%; margin: 0 auto;"/>	<hr style="width: 50%; margin: 0 auto;"/>

The accompanying notes are an integral part of this statement.

# ATHELNEY TRUST PLC

## NOTES TO THE ACCOUNTS FOR THE YEAR ENDED 31ST DECEMBER 1999

### 1. Accounting policies

The principal accounting policies, which have been consistently applied, are:-

(a) **Basis of accounting**

The financial statements are prepared under the historical cost convention modified to include fixed asset investments at valuation and in accordance with applicable Accounting Standards.

(b) **Income and expenses**

Income from investments including Taxes deducted at source is recognised as income on the date the dividend is due for payment. Franked investment income is reported net of tax credits in accordance with Financial Reporting Standard 16 "Current Tax". The figures for 1998 have been restated to reflect this change. Interest receivable, expenses (including VAT) and interest payable are taken to the statement of total return on an accruals basis.

(c) **Investments**

Listed investments comprise those listed on the London Stock Exchange. Profits and losses on sales of investments are taken to realised capital reserve. Any unrealised appreciation or depreciation is taken to unrealised capital reserve.

The company's investments have been valued according to the following rules:-

Where bid and offer prices are quoted by a market maker in such securities on the valuation date, investments have been valued on the basis of the middle market price.

Where no spread is available, investments have been valued on the basis of the average of the dealing prices recorded by a market maker for such securities on the valuation date or, in the absence of any dealings on that date, at the average of such dealing prices on the latest practicable day prior to the valuation date.

(d) **Deferred taxation**

Provision is made for deferred taxation using the liability method to take account of timing differences between the incidence of income and expenditure for taxation and accounting purposes except to the extent that the directors consider that a liability to taxation is unlikely to crystallise. Provision is not made for taxation on unrealised capital appreciation on the fixed asset investments.

2. <b>Income</b>	<b>1999</b>	<b>1998</b> (as restated)
<b>Income from investments</b>		
Franked investment income	44,998	34,392
Foreign income dividends	-	2,510
Foreign dividends	2,119	2,117
	47,117	39,019
<b>Other income</b>		
Bank interest	2,157	1,674
	£49,274	£40,693
<b>Total income</b>	£49,274	£40,693

# ATHELNEY TRUST PLC

## NOTES TO THE ACCOUNTS FOR THE YEAR ENDED 31ST DECEMBER 1999

2.	<b>Income - (continued)</b>	<b>1999</b>	<b>1998</b>
	<b>Income from investments</b>		<b>(as restated)</b>
	UK listed investments	39,728	30,875
	AIM investments	3,376	4,314
	Other investments	4,013	3,830
		<hr/>	<hr/>
		<b>£47,117</b>	<b>£39,019</b>
		<hr/> <hr/>	<hr/> <hr/>

Dividends received from UK companies are now reported net of tax credits in accordance with Financial Reporting Standard 16. The tax credits amounted to £6,045 (1998 - £8,598) and the figures in relation to 1998 have been restated.

3.	<b>Return on ordinary activities before taxation</b>	<b>1999</b>	<b>1998</b>
	The following amounts (inclusive of VAT) are included within management and other expenses:-	<b>£</b>	<b>£</b>
	Directors remuneration - Services as a director	4,000	4,000
	- Otherwise in connection with management	10,000	10,000
	Auditors remuneration - Audit services	4,112	3,972
	- Non audit services	1,880	1,809
		<hr/>	<hr/>

4.	<b>Employees</b>	<b>1999</b>	<b>1998</b>
	The only employees during the year were the directors.		
	<b>Costs in respect of these employees</b>		
	Wages and salaries	10,000	10,000
	Social security costs	693	700
		<hr/>	<hr/>
		<b>£10,693</b>	<b>£10,700</b>
		<hr/> <hr/>	<hr/> <hr/>

5.	<b>Taxation</b>	<b>1999</b>			<b>1998</b>		
					<b>(as restated)</b>		
		<b>Revenue</b>	<b>Capital</b>	<b>Total</b>	<b>Revenue</b>	<b>Capital</b>	<b>Total</b>
	<b>Based on profits for year</b>						
	Corporation tax	-	1,119	1,119	-	-	-
	Tax on foreign income	424	-	424	411	-	411
	Tax relief on management fee and expenses charged to income	(12,122)	12,122	-	-	-	-
	Adjustment in respect of previous years	-	-	-	(804)	(948)	(1,752)
		<hr/>	<hr/>	<hr/>	<hr/>	<hr/>	<hr/>
		<b>£(11,698)</b>	<b>£13,241</b>	<b>£1,543</b>	<b>£(393)</b>	<b>£(948)</b>	<b>£(1,341)</b>
		<hr/> <hr/>	<hr/> <hr/>	<hr/> <hr/>	<hr/> <hr/>	<hr/> <hr/>	<hr/> <hr/>

No provision has been made for deferred taxation on the unrealised appreciation which would amount to £170,000 (1998 - £81,000 after allowing for available losses).

## ATHELNEY TRUST PLC

### NOTES TO THE ACCOUNTS FOR THE YEAR ENDED 31ST DECEMBER 1999

6.	<b>Dividend</b>	<b>1999</b>	<b>1998</b>
	Final proposed of 1.5p (1998 - 1.15p) per share	£27,042	£20,732
		<u>          </u>	<u>          </u>
7.	<b>Investments</b>	<b>1999</b>	<b>1998</b>
	<b>Movements in the year</b>		
	Valuation at beginning of year	1,373,397	1,553,048
	Purchases at cost	533,097	162,372
	Sales - proceeds	(585,039)	(172,294)
	- realised gains on sales	96,494	4,651
	Increase/(decrease) in unrealised appreciation	418,964	(174,380)
		<u>          </u>	<u>          </u>
	Valuation at end of year	£1,836,913	£1,373,397
		<u>          </u>	<u>          </u>
	Book cost at end of year	928,228	883,676
	Unrealised appreciation at end of year	908,685	489,721
		<u>          </u>	<u>          </u>
		£1,836,913	£1,373,397
		<u>          </u>	<u>          </u>
	UK Listed	1,523,080	1,025,380
	AIM	203,291	190,427
	Unlisted	110,542	157,590
		<u>          </u>	<u>          </u>
		£1,836,913	£1,373,397
		<u>          </u>	<u>          </u>
	<b>Gains on investments</b>		
	Realised gains on sales	96,494	4,651
	Increase/(decrease) in unrealised appreciation	418,964	(174,380)
		<u>          </u>	<u>          </u>
	<b>Gains/(losses) on investments</b>	£515,458	£(169,729)
		<u>          </u>	<u>          </u>
	The investment portfolio valuation at 31st December 1999 is given in note 15.		
8.	<b>Debtors</b>	<b>1999</b>	<b>1998</b>
	<b>Amounts falling due within one year:</b>		
	Other debtors	4,469	3,699
		<u>          </u>	<u>          </u>
		£4,469	£3,699
		<u>          </u>	<u>          </u>

## ATHELNEY TRUST PLC

### NOTES TO THE ACCOUNTS (CONTINUED) FOR THE YEAR ENDED 31ST DECEMBER 1999

9.	<b>Creditors: amounts falling due within one year</b>	1999	1998
	Corporation tax	1,119	-
	Other creditors	675	64
	Proposed dividend	27,042	20,732
	Accruals and deferred income	9,206	9,618
		<hr style="width: 100%;"/>	<hr style="width: 100%;"/>
		<b>£38,042</b>	<b>£30,414</b>
		<hr style="width: 100%;"/>	<hr style="width: 100%;"/>
10.	<b>Called up share capital</b>	1999	1998
	<b>Authorised:</b>		
	10,000,000 Ordinary shares of 25p each	<b>£2,500,000</b>	<b>£2,500,000</b>
		<hr style="width: 100%;"/>	<hr style="width: 100%;"/>
	<b>Allotted, called-up and fully paid:</b>		
	1,802,802 Ordinary shares of 25p each	<b>£450,700</b>	<b>£450,700</b>
		<hr style="width: 100%;"/>	<hr style="width: 100%;"/>
11.	<b>Reserves</b>		
		<b>Share premium account</b>	<b>Capital reserve realised</b>
			<b>Capital reserve unrealised</b>
			<b>Revenue reserve</b>
	Balance at beginning of year	405,605	19,759
	Net gain on realisation of investments	-	96,494
	Increase in unrealised appreciation	-	-
	Management charge allocated to capital	-	418,964
	Corporation tax	-	-
	Retained net profit for the year	-	(6,012)
		-	-
		-	-
		-	189
		<hr style="width: 100%;"/>	<hr style="width: 100%;"/>
	<b>Balance at end of year</b>	<b>£405,605</b>	<b>£97,000</b>
		<hr style="width: 100%;"/>	<hr style="width: 100%;"/>
12.	<b>Reconciliation of movements on shareholders' funds</b>	1999	1998
	Retained net revenue for the year after taxation	27,231	8,401
	Dividend	(27,042)	(20,732)
		<hr style="width: 100%;"/>	<hr style="width: 100%;"/>
		189	(12,331)
	Total recognised gains/(losses) for the year	<b>496,205</b>	<b>(174,496)</b>
		<hr style="width: 100%;"/>	<hr style="width: 100%;"/>
		496,394	(186,827)
	Shareholders' funds at beginning of year	<b>1,372,301</b>	<b>1,559,128</b>
		<hr style="width: 100%;"/>	<hr style="width: 100%;"/>
	<b>Shareholders' funds at end of year</b>	<b>£1,868,695</b>	<b>£1,372,301</b>
		<hr style="width: 100%;"/>	<hr style="width: 100%;"/>

## ATHELNEY TRUST PLC

### NOTES TO THE ACCOUNTS (CONTINUED) FOR THE YEAR ENDED 31ST DECEMBER 1999

#### 13. Cash flow statement

##### (a) Reconciliation of operating net revenue to net cash inflow from operating activities

	1999	1998
Revenue on ordinary activities before taxation	21,411	16,606
(Increase) in debtors	(2,519)	(428)
(Decrease)/increase in creditors	(412)	1,606
Tax on franked investment income	(6,178)	(8,598)
Tax on foreign income	(124)	(411)
Management expenses charged to capital	(6,012)	(5,715)
	£6,166	£3,060

##### (b) Analysis of net debt

	1998	Cash flow	1999
Cash at bank and in hand	£25,619	£39,736	£65,355
	£25,619	£39,736	£65,355

#### 14. Risk management, financial assets and liabilities

The following information is given in accordance with Financial Reporting Standard 13 which is applicable from March 1999.

##### Risk management

The major risks associated with the company are market and liquidity risk. The company has established a framework for managing these risks. The directors have guidelines for the management of investments and financial instruments.

Market risk arises from changes in interest rates, valuations awarded to equities, movements in prices and the liquidity of financial instruments.

The trust's portfolio is invested in UK securities.

##### Financial assets and liabilities

The company's financial instruments comprise equity investments, cash balances and debtors and creditors that arise directly from its operations, for example, in respect of sales and purchases awaiting settlement. Short term debtors and creditors are excluded from disclosure as allowed by FRS 13.

Fixed asset investments (see note 7) are valued at middle market prices which equate to their fair values. The fair values of all other assets and liabilities are represented by their carrying values in the balance sheet.

# ATHELNEY TRUST PLC

## NOTES TO THE ACCOUNTS (CONTINUED) FOR THE YEAR ENDED 31ST DECEMBER 1999

### 15. Investments

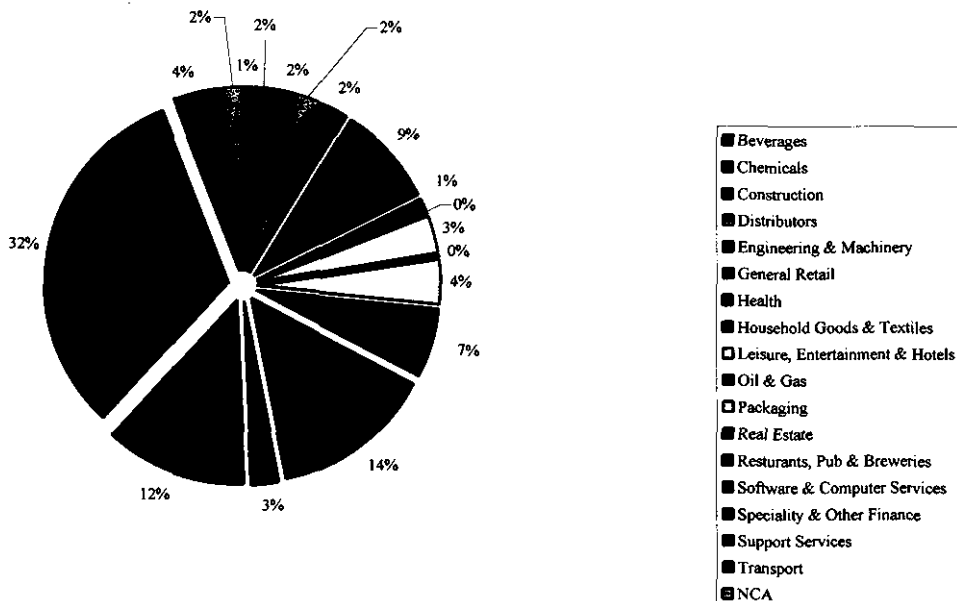
SECTOR	STOCK	HOLDING	VALUE (£)	SECTOR	
				£	%
<b>Beverages</b>	Barr (A.G.)	4,000	16,800	16,800	0.89%
<b>Chemicals</b>	European Colour	22,000	16,280		
	Wolstenholme	3,600	20,250	36,530	1.95%
<b>Construction</b>	Cakebread Robey "A"	19,000	6,935		
	Gibbs & Dandy "A"	10,000	12,350		
	Latham (James)	4,000	10,340	29,625	1.59%
<b>Distributors</b>	Bogod Group "A"	24,367	7,188		
	N.W.F Group	10,000	14,500		
	Time Products	16,000	16,240	37,928	2.03%
<b>Engineering &amp; Machinery</b>	Goodwin	17,000	13,345		
	Lincat Group	4,500	16,605		
	Slingsby (H.C.)	4,000	15,600	45,550	2.44%
<b>General Retail</b>	Country Gardens	60,221	149,649		
	Mallett	12,000	17,220	166,869	8.93%
<b>Health</b>	Isotron	4,000	20,300	20,300	1.09%
<b>Household Goods &amp; Textiles</b>	BLP Group	10,000	5,650	5,650	0.30%
<b>Leisure, Entertainment &amp; Hotels</b>	CTV	15,000	21,225		
	Kunick	142,500	29,569		
	Zetters Group	6,650	8,412	59,206	3.17%
<b>Oil &amp; Gas</b>	Gall Thomson Environmental	15,000	7,425	7,425	0.40%
<b>Packaging</b>	International Greetings	18,000	56,250		
	M.Y. Holdings	13,500	15,863	72,113	3.86%
<b>Real Estate</b>	Estates & Agency	3,150	14,805		
	Folkes Group "A"	25,000	16,375		
	Mountview Estates	1,925	46,200		
	Nash (William)	10,500	13,650		
	NHP	17,000	24,225	115,255	6.16%
<b>Restaurants, Pub &amp; Breweries</b>	Ann Street Brewery	10,000	28,000		
	Belhaven Brewery Group	8,500	18,233		
	Enterprise Inns	8,475	34,622		
	Gowrings	12,000	13,734		
	Jennings Bros	11,216	23,273		
	SFI Group	27,500	75,900		
	Shepherd Neame "A"	8,930	26,790		
	Springwood	18,000	42,660	263,212	14.09%
<b>Software &amp; Computer Services</b>	Microgen Holdings	7,500	50,063	50,063	2.68%
<b>Speciality &amp; Other Finance</b>	Amalgamated Metal	6,600	33,000		
	Broadcastle	40,000	18,600		
	Camellia	3,331	101,596		
	Christie Group	25,000	36,250		
	S & U	10,000	25,000		
	Wintrust	3,500	17,325	231,771	12.40%
<b>Support Services</b>	Brooks Service Group	14,000	24,430		
	Dawson Holdings	37,200	57,846		
	DBS Management	107,500	229,513		
	Enterprise	20,000	19,900		
	Landround	7,700	16,555		
	Moorepay Group	5,000	13,125		
	NBA Quantum	15,000	17,625		
	Penna Holdings	16,000	58,160		
	Reed Executive	20,000	39,000		
	Simon Group	30,000	20,100		
	Stat-Plus Group	10,500	14,070		
	Waterman Partnership Holdings	25,000	28,375		
	WSP Group	18,000	60,210	598,909	32.05%
<b>Transport</b>	Air Partner	8,500	16,915		
	Clyde Shipping	19,520	50,752		
	Seascope Shipping	7,000	12,040	79,707	4.27%

# ATHELNEY TRUST PLC

## NOTES TO THE ACCOUNTS (CONTINUED) FOR THE YEAR ENDED 31ST DECEMBER 1999

Portfolio Value	£	1,836,913	98.30%
Net Current Assets	£	31,782	1.70%
<b>TOTAL VALUE</b>	£	<b>1,868,695</b>	<b>100.00%</b>
Shares in issue		1,802,802	
Audited NAV [before CGT]		103.7p	

### Portfolio by Sectors



### Portfolio by Listing

