

Taiwan-Asia Semiconductor Corporation

Investor Conference

Safe Harbor Statement

- This Presentation contains certain forward-looking statements that are based on current expectations and are subject to known and unknown risks and uncertainties that could cause actual results to differ materially from those expressed or implied by such statements.
- Except as required by law, we undertake no obligation to update any forward-looking statements, whether as a result of new information, future events or otherwise.

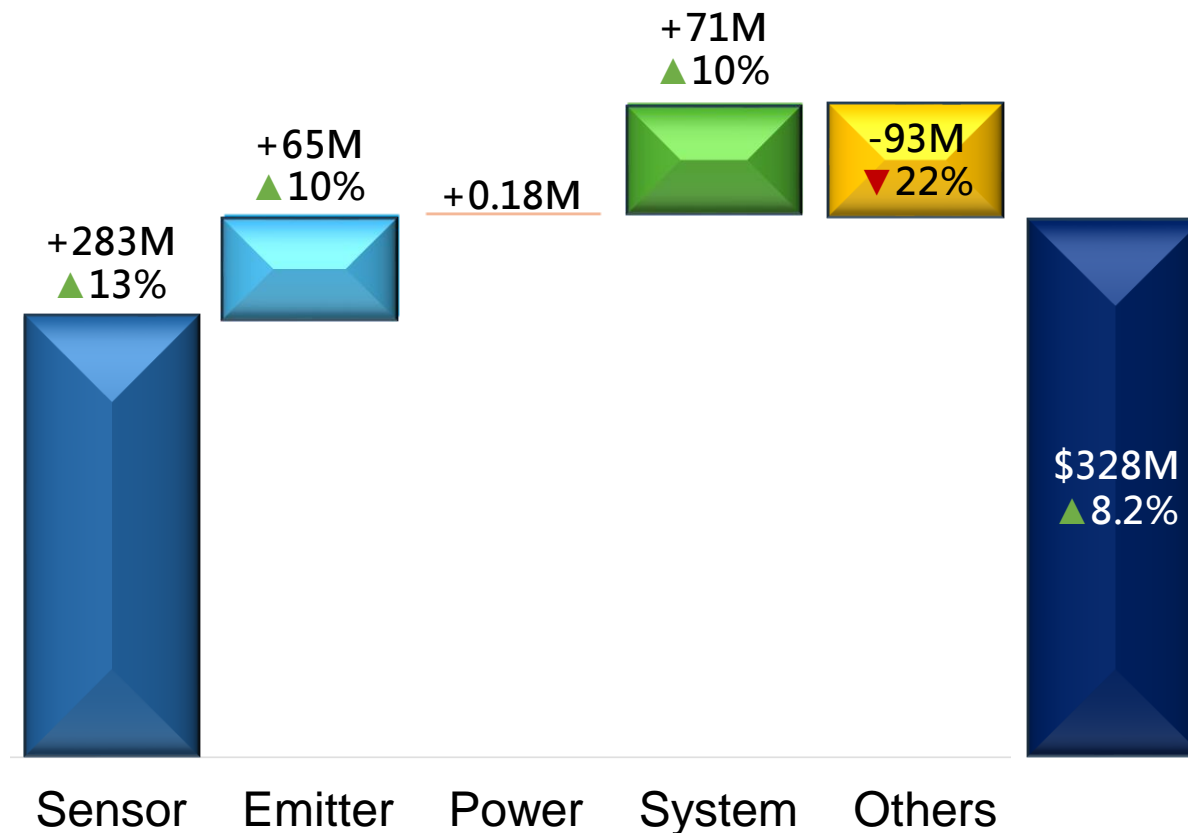
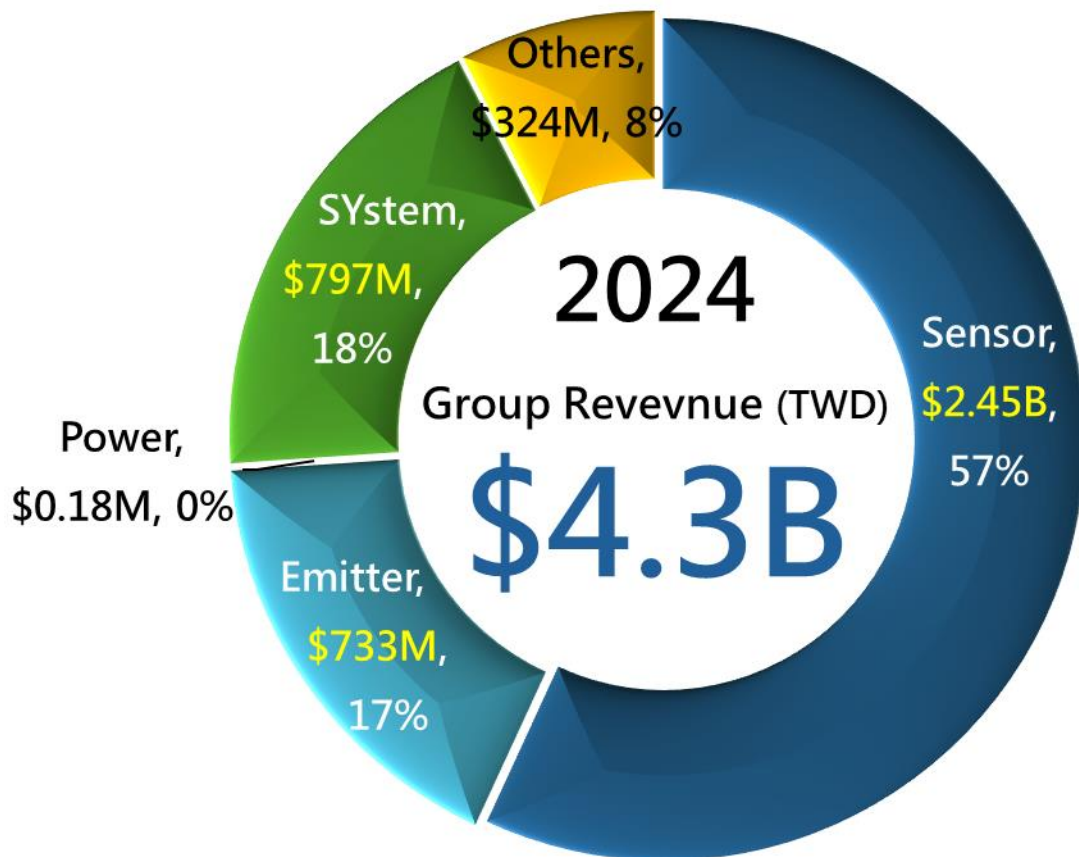
- 01 2024 TASC Group Overview
- 02 TASC Group Strategy and Future Plan
- 03 NICGM Program Update

TASC Group Overview

TASC Group Revenue

■ 2024 total revenue: NTD \$4.3B

■ Revenue increased by \$328M (or ▲ 8.2%) compared with 2023

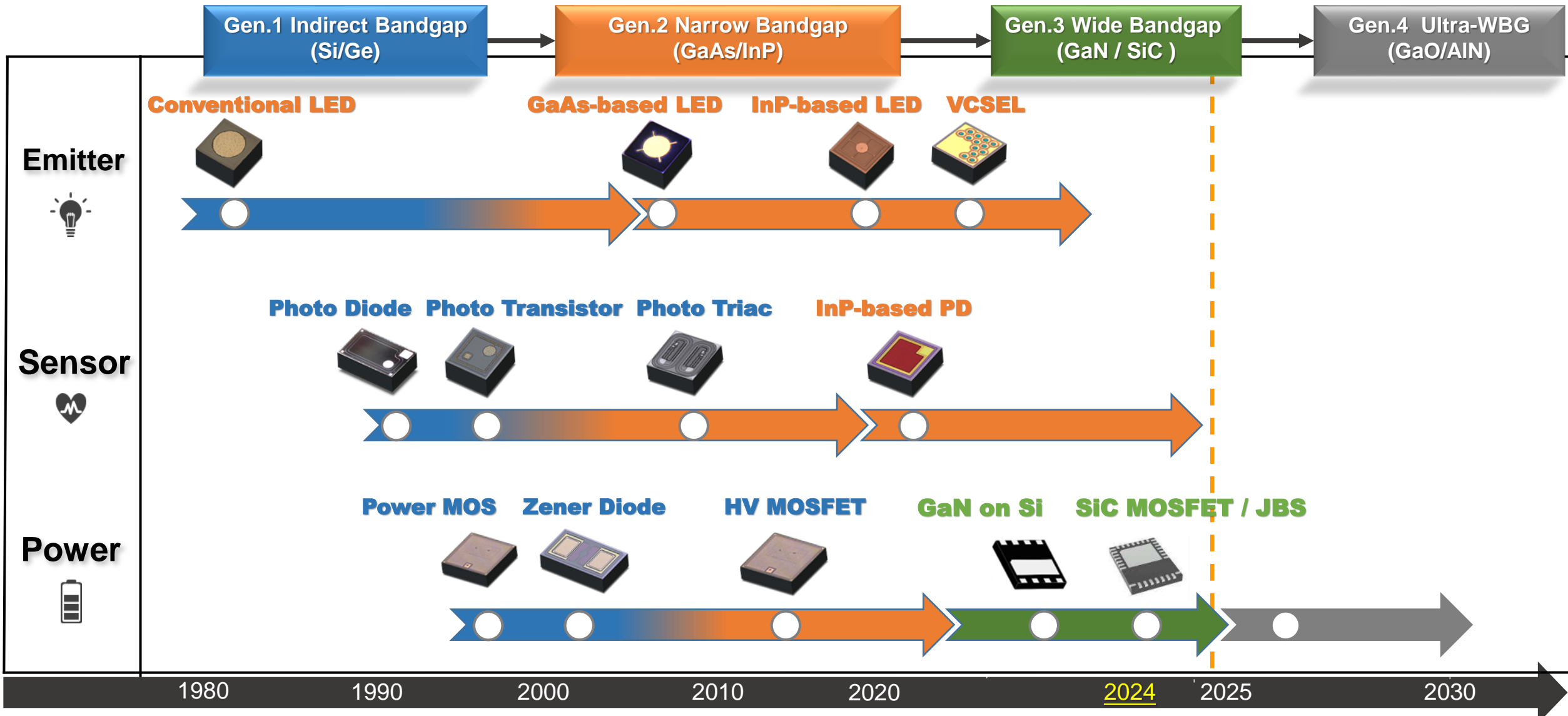


TASC Group Strategy and Future Plan

Group Strategy

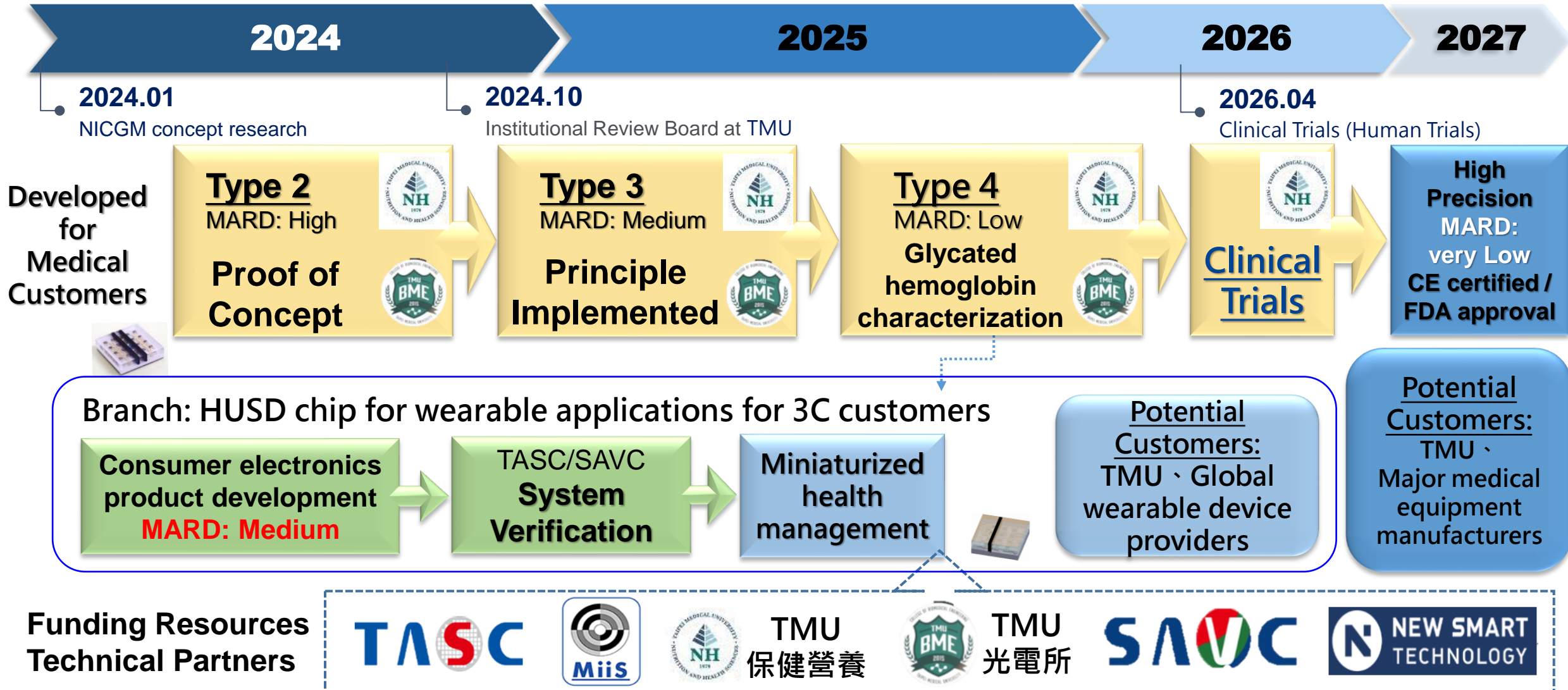
-  Product Quality and Customer Satisfaction is Our First Priority
-  Expedite Product Development to Expand Customers and Sales
-  Improve Manufacturing Efficiency and Increase Profit Margin
-  Research in Wide-Band-Gap Semiconductors for Power Devices
-  Invest in New Substrate Materials and Epi for Better Cost Structure

Technology Roadmap: Emitter / Sensor / Power



NICGM Program Update

NICGM Milestones

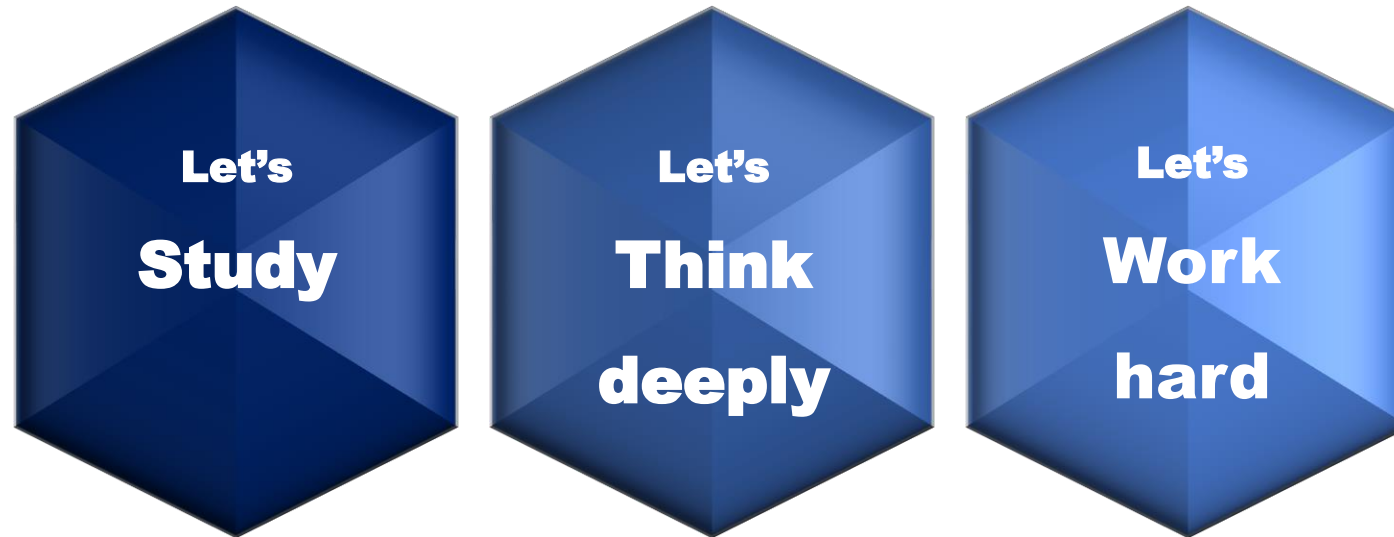


NICGM Program Updates



| Product | Item | 2025 | | | | | | 2026 | | | | |
|---|--|---|--|-------------------------|---------------------------------------|------------------------------|---|-----------|------------------------|----------------------|---------------------|--|
| | | Q1 | | | Q2 | | | Q3 | Q4 | Q1 | Q2 | |
| | | 1 | 2 | 3 | 4 | 5 | 6 | | | | | |
| Product A Range (mg/dL): 100~150 MARD: < 20% STD: < 10% ISO 15197-2013: ±15%>70% | Reduce signal bias (Type 3_2410) (from 5% to 1.5%) | chip module system | Device bias validation | | Bias handling model | | | | | | | |
| | ML model for signal bias (STD:>20%→<10%) | Ex-vivo-50 Human_TASC-20 | | Ex-vivo-50 Human_TMU-20 | | *DR2 | | Product A | | MARD < 20% ; 100~150 | | |
| Product B Range (mg/dL): 80~200 MARD: < 20% STD: < 10% ISO 15197-2013: ±15%>70% | ML model for range (Range extended from 100~150 to 80~200) | | | | Ex-vivo-50 Human_TASC-30 Human_TMU-30 | | *DR2 | | Product B | | MARD < 20% ; 80~200 | |
| | Light path design & verification (Distance-LED to PD: 1.1~3.8 mm) (Sequence: LED&PD) | Sequence Simulation: Distance vs Diffuse Reflection | Metrology fixtures purchase | Module: Package & Test | SAVC sensor board readiness | | M2~M5 : PCB partner and SAVC to re-layout | | Signal enhanced by 20% | | | |
| Product C Range (mg/dL): 80~200 MARD: < 15% STD: < 10% ISO 15197-2013: ±15%>70% | ML model for precision (MARD:<20%→<15%) | PCB readiness | Distance_module test_Ex-vivo*12, Human-TASC*10 | | Human_TASC-50 | | Human_TMU-100 | | *DR2 | | | |
| | System I/O Improvement (1hr→Realtime) (*Help needed from MiiS) | Firmware readiness | | | | Connect Device & PC_ML model | | MARD ~18% | | MARD <15% | | |
| | | Gap analysis: SAVC vs MiiS | | | | | | | | | | |

TASC Core Values



Let's Create The Best Products in The World