



銘旺科技股份有限公司 (Code:2429)

AbonMax Co.,Ltd

2021年法人說明會

Dec.22,2021



簡報綱要 Agenda

- ▶ 公司簡介 Company Overview
- ▶ 營運成果 Financial Results
- ▶ 問與答 Q&A



公司簡介 Company Overview

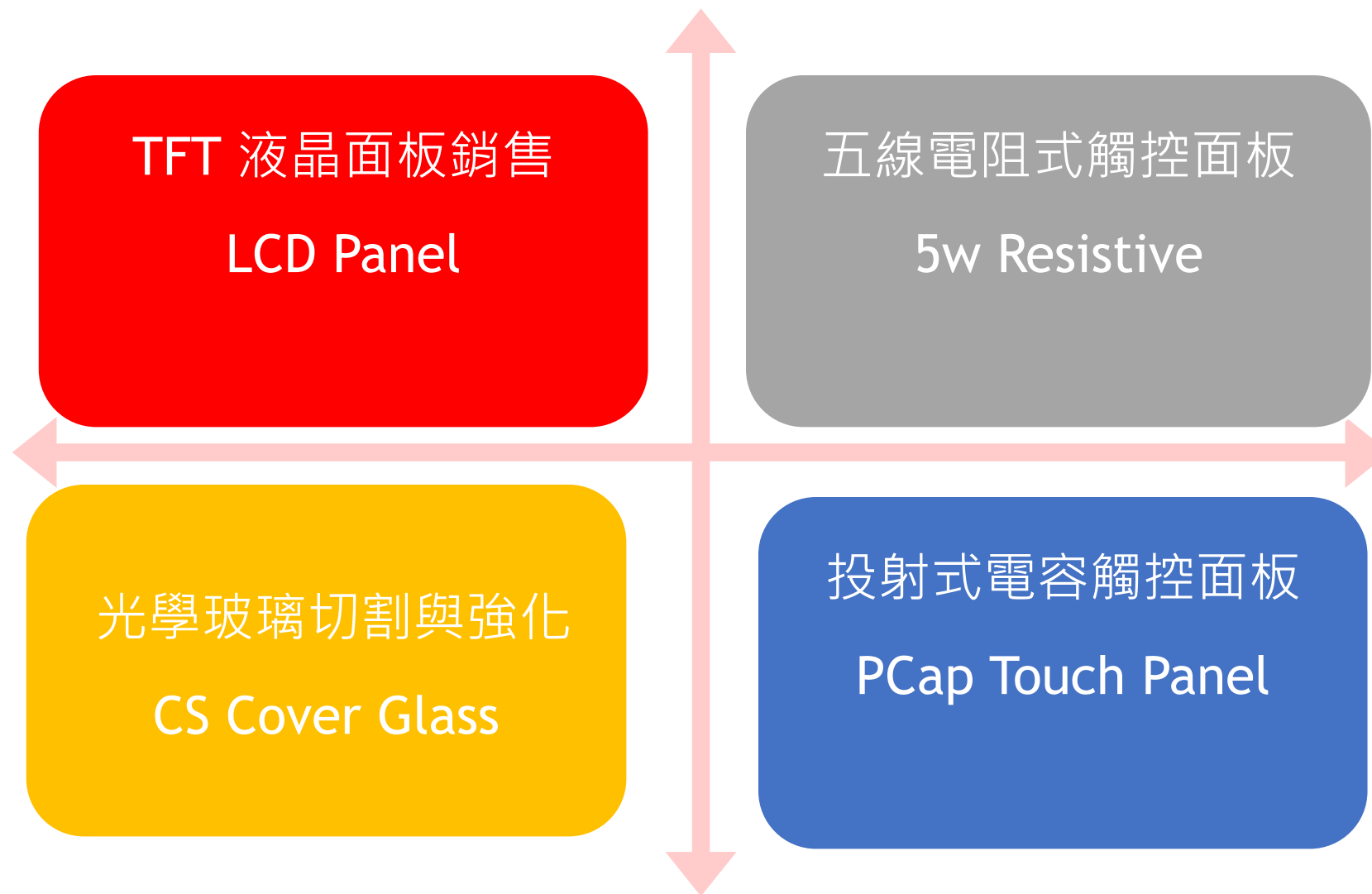
廠區 Factory

公司名稱	銘旺科技(股)公司 AbonMax Co.,Ltd
地點	桃園市中壢工業區自強四路9號 (NO. 9. TZU-CHIANG 4TH RD., ZHONGLI DIST., TAOYUAN CITY 320,)
股本	NTD 3.97億 (NTD 397M)
產品	強化蓋板玻璃(化學強化)(cs cover glass)、互動式電子白板(IFPD)、整合產品(Integrated System)、液晶面板銷售(LCD panel)、存取記憶產品(Memory & Storage)
廠房面積	4000坪 (4000pings)
員工人數	70人 (70 people)

廠區 Factory

公司名稱	子公司:(subsidiary) 嵩達光電科技(股)公司 Abon Touchsystems Inc.
地點	宜蘭縣龍德工業區德興四路9號 (No.9, Dexing 4th Rd., Dongshan Township, Yilan County 269, Taiwan (R.O.C.))
股本	NTD 2.37億 (NTD 237 M) · 其中銘旺科技持有57.8%股權
產品	五線電阻式觸控面板(5w Resistive) · 投射式電容觸控面板(PCap Touch Panel)
廠房面積	3872坪 (3872pings)
員工人數	179人 (179 people)

公司既有產品 Products



公司新事業產品 Products

項目	自行開發	合作開發 (技術授權，代工生產)
新事業產品 (New Product)	原廠LCD顯示模組(Liquid Crystal Display Module, LCM) 自組模組	電動機車馬達(Motor)
產品應用範圍 (Product application range)	◆TPM：即觸控模組 (Touch Panel Module, TPM) ◆TDM：即觸控顯示模組 (Touch Display Module, TDM)	電動自行車(Electric bicycle)、電動摩托車(Electric Motorcycle) 及越野車(BMX bike)



AbonMax

Touch Display Module
product roadmap
(TDM Product)

TDM Product

Liquid Crystal Module, LCM, refers to a modular assembly formed by assembling a liquid crystal display panel and related drive circuits, backlight sources, integrated circuits and other components together.

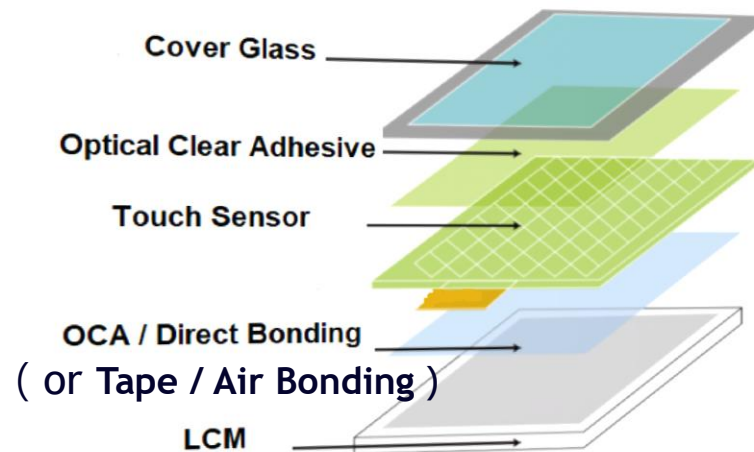
原廠LCM
自組模組



Air Bonding
Direct Bonding



TP(GG)
TP (GFF)



高亮自組模組



Highlight Module

Design highlight self-assembly module customization for customer product applications





Charging pile's Size: 7"、11.6"、15.6"、27"

Brightness: 250 ~ 700 nits

Sports product's Size: 7"、12.1"、15.6"、18.5"、21.5"、23.8"、27"

Brightness: 250 ~ 700 nits

All round-Light vehicle power system



技術來源: 八達創新科技

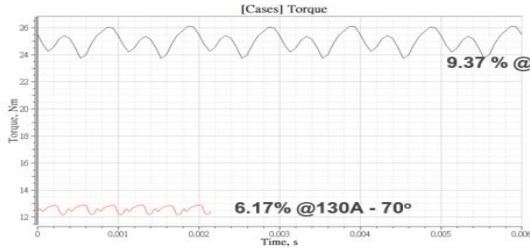


Characteristics:

- ✓ Efficient air-cooled design
- ✓ Deeply weak magnetic technology
- ✓ Patented vibration abatement technology
- ✓ Hill started function
- ✓ The highest level of high power and torque density in the industry

Application:

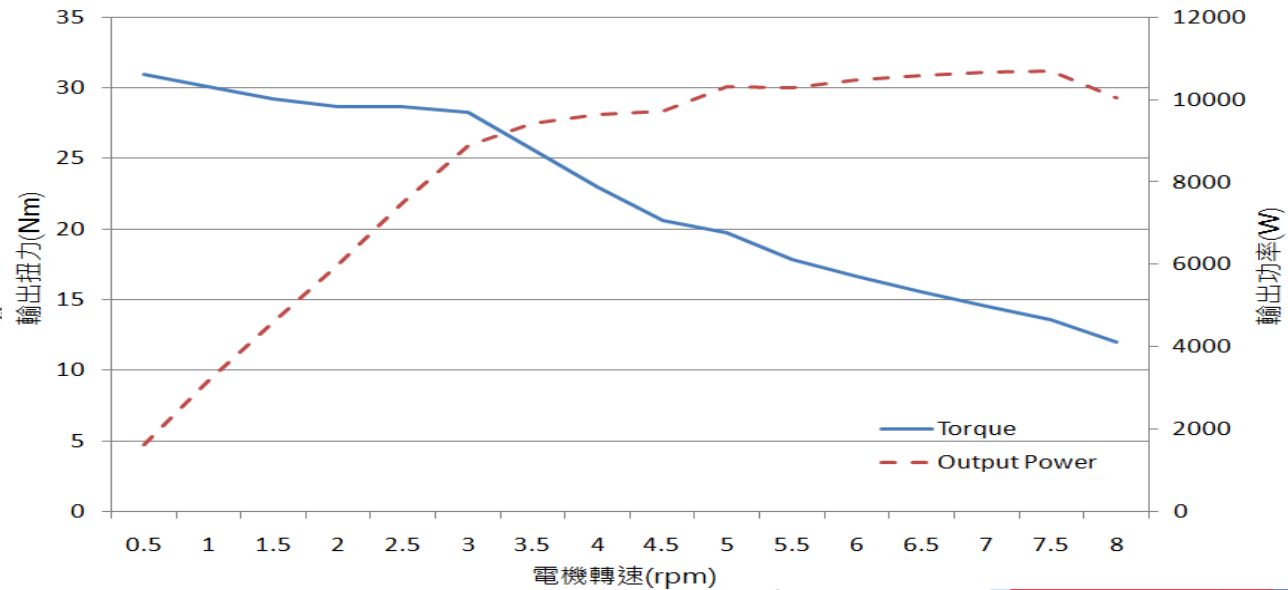
- ✓ Electric Motorcycle 、 Motorcycle
- ✓ Beach buggy 、 Transporter
- ✓ Karting 、 farm machinery, etc.

All round-Light vehicle power system




Low torque ripple for excellent NVH performance

Voltage	48Vdc Series		96Vdc Series		
Rated Power	2kW	4kW	4kw	6kW	7.5kW
Peak Power	4.8kW	8kW	8.6kW	12kW	15.5kW
Peak Torque	16Nm	27Nm	30Nm	45Nm	55Nm
Max speed	8000rpm	8000rpm	8000rpm	8000rpm	8000rpm
Max system efficiency%	94%	93%	94%	93%	92%
Cooling	Natural Convection				



Mid-Drive ebike motor

Rated voltage	36Vdc
Support the highest cadence	130rpm
Maximum output torque	85Nm
Maximum power output	580W (@90~120rpm)
Size	192x111x123mm
Weight	3.6 kg
Protection level	IP 55
5-in-1 Mid-Drive motor module	<ul style="list-style-type: none">- Torsion sensor- Motor controller- Motor circuit- Drive train system- Bottom Bracket



技術來源: 八達創新科技

Overview of Electric Bicycle Industry In Taiwan

Taiwan's bicycle industry is highly competitive globally. In recent years, due to the high environmental awareness and the aging population, the sales of electric bicycles have continued to increase. According to Ministry of Economic Affairs, the output value of electric bicycles will reach NT\$24.46 billion in 2020, which is more than ten times higher than the NT\$1.6 billion in 2015. From the perspective of the production volume of bicycles and electric bicycles, it can be observed that the local traditional bicycle production in Taiwan is fading, while the production of electric bicycles has increased significantly after 2016.



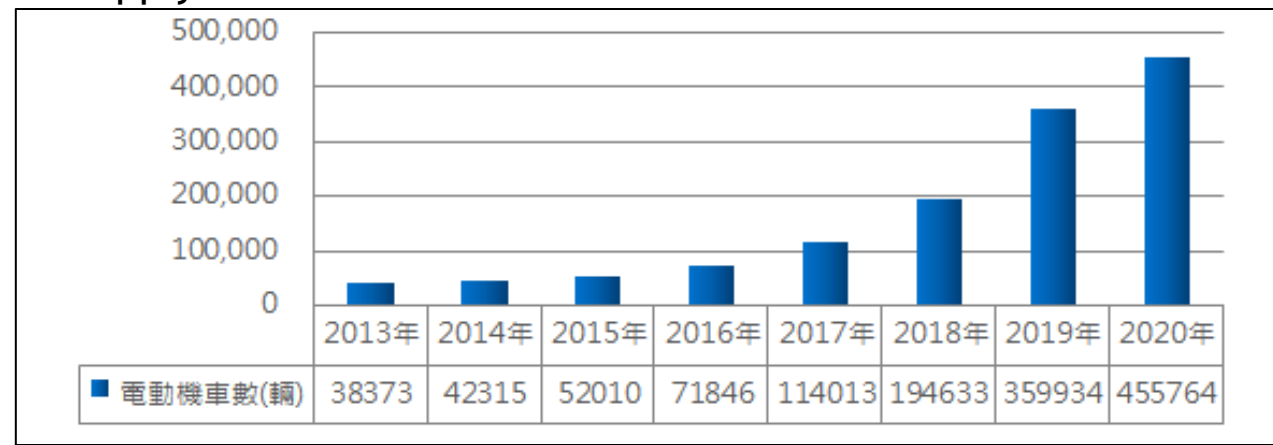
Source : Ministry of Economic Affairs, R.O.C.(2021/5)

Taiwan's bicycle and electric bicycle production

Overview of Electric Motorbicycle Industry In Taiwan

According to IEK research data of the ITRI, global electric locomotives have maintained a growth rate of more than 20% since 2017, and benefited from the introduction of policies in various countries and international trends such as vehicle electrification. The market share is expected to reach 1.5% in 2021.

According to statistics from the Ministry of Transport, the cumulative number of residential vehicles (including light and heavy) on the market in Taiwan has grown from 38,373 vehicles in 2013 to 455,764 vehicles in 2020. Among them, the number of new listings in 2020 is 95,830, which shows that the product technology in the rental car supply chain is moderate.



Source : The Ministry of Transport 、 Vehicle center(2021/3)

Cumulative number of electric locomotives listed over the years



Summary of recent important events

銘旺科技股份有限公司
AbonMax Co.,Ltd

(Corporate Partner)

八達創新科技股份有限公司
Atech Totalsolution Co.,. Ltd

AbonMax Co.,Ltd cooperated with Atech Totalsolution Co., Ltd. in the motor business in the field of electric two-wheelers from the Q2 of 2021 . Through the integration of the resources of the two parties, in-depth cooperation in factories, equipment, production, etc. In the future, we will also work together to assemble the layout of the finished car to strengthen and enhance the competitive advantage of the industry.



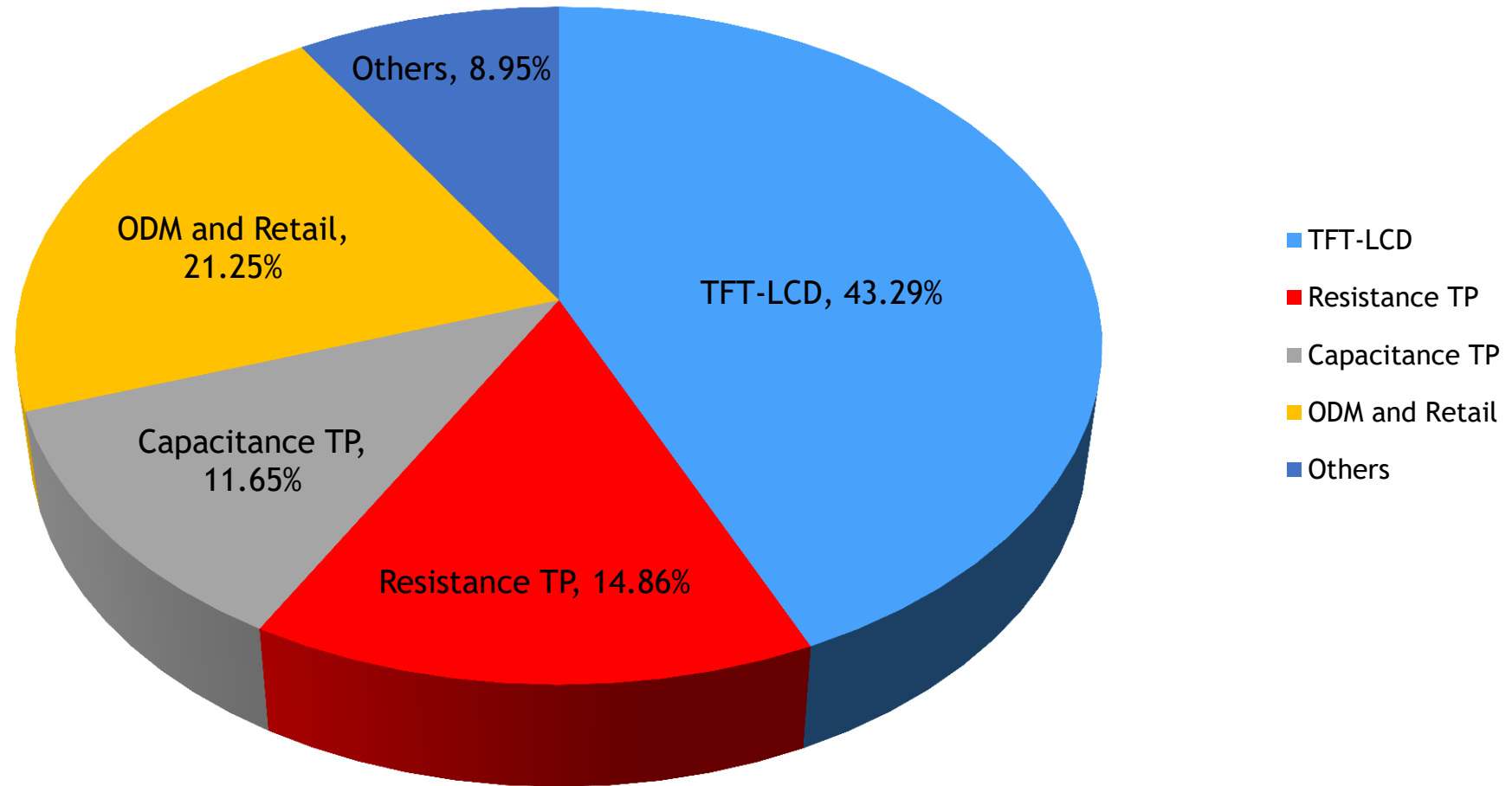
Schematic diagram of future products



營運成果 Financial Results

產品營收比重 Products revenue ratio

2021 Q3



合併綜合損益Income Statement

單位:仟元		2021 Q3	%	2020 Q3	%	年成長率YoY
營業收入	Net sales	783,240	100%	599,800	100%	30.58%
營業毛利	Gross profit	108,422	14%	45,468	8%	138.46%
營業費用	Operating expenses	121,003	15%	98,353	16%	23.03%
營業淨利	Operating income	(12,581)	-2%	(52,885)	-9%	76.21%
營業外收支	Non-operating income and expenses	3,461	0.4%	11,255	2%	-69.25%
稅前淨利	Income before tax	(9,120)	-1%	(41,630)	-7%	78.09%
所得稅	Income tax expense	0	0%	19,955	3%	0%
本期淨利(母公司)	Net income	2,807	0.4%	(57,034)	-10%	104.92%
每股盈餘	EPS	0.07		(1.55)		104.52%

合併綜合損益Income Statement

單位:仟元		2021 Q3	%	2021 Q2	%	季成長率 QoQ
營業收入	Net sales	783,240	100%	575,319	100%	36.14%
營業毛利	Gross profit	108,422	14%	80,234	14%	35.13%
營業費用	Operating expenses	121,003	15%	81,149	14%	49.11%
營業淨利	Operating income	(12,581)	-2%	(915)	0%	-1274.97%
營業外收支	Non-operating income and expenses	3,461	0.4%	3,557	1%	-2.7%
稅前淨利	Income before tax	(9,120)	-1%	2,642	0.5%	-445.19%
所得稅	Income tax expense	0	0%	0	0%	0%
本期淨利(母公司)	Net income	2,807	0.4%	11,979	2%	-76.57%
每股盈餘	EPS	0.07		0.30		-76.67%

合併資產負債表 Balance Sheet

單位:仟元		2021 Q3	%	2020 Q3	%	2020	%
約當現金	Cash equivalents	95,925	11%	158,863	19%	169,003	17%
應收帳款	Accounts receivable	82,573	9%	71,291	9%	93,846	10%
存貨	Inventories	81,971	9%	75,396	9%	106,411	11%
固定資產	Fixed assets	382,887	43%	315,086	38%	319,998	33%
資產總計	Total assets	897,628	100%	836,761	100%	973,199	100%
短期借款	Short-term loans	247,435	28%	260,240	31%	287,224	30%
長期借款	Long-term loans	215,200	24%	178,566	21%	198,195	20%
負債總計	Total liabilities	577,871	64%	574,698	69%	658,327	68%
權益總計	Total equities	319,757	36%	262,063	31%	314,872	32%

合併現金流量Cash Flow Statement

單位:仟元		2021 Q3	2020 Q3
期初現金	Cash and cash equivalents at beginning of the year	169,003	71,104
營業活動之淨現金流(出)入	Net cash provided by operating activities	(44,125)	19,627
投資活動之淨現金流(出)入	Net cash provided by investing activities	(148,079)	(60,482)
籌資活動之淨現金流(出)入	Net cash provided by financing activities	119,219	128,614
期末現金	Cash and cash equivalents at end of the year	95,925	158,863



問與答 Q&A

Thank You!