

The logo for Getac, featuring the word "Getac" in a white, italicized, sans-serif font. It is positioned on a large, downward-pointing chevron shape that is filled with a gradient of orange and yellow colors. The background of the entire slide is a photograph of a modern, curved glass and steel architectural structure, possibly a tunnel or a large indoor space, with a blue sky and clouds visible through the glass.

*Getac*

**Investor Conference  
Q1'21 Business Report**

June 10, 2021

**Getac Technology Corporation**



Download Report

# Disclaimer

This presentation and release contain “forward-looking statements” which may include projections of future results of operations, financial condition or business prospects based on our own information and other sources. Getac undertakes no obligation to update these forward-looking statements for events or circumstances that occur subsequent to such date.

Our actual results of operations, financial condition or business prospects may differ from those expressed or implied in these forward-looking statements for a variety of reasons, including but not limited to market demand, price fluctuations, competition, international economic conditions, supply chain issues, exchange rate fluctuations and other risks and factors beyond our control.

# Agenda

1

**Business  
Update**

**Chairman  
James Hwang**

2

**Financial  
Update**

**Investor Relations  
Irene Sun**

3

**Q&A**

# About Getac

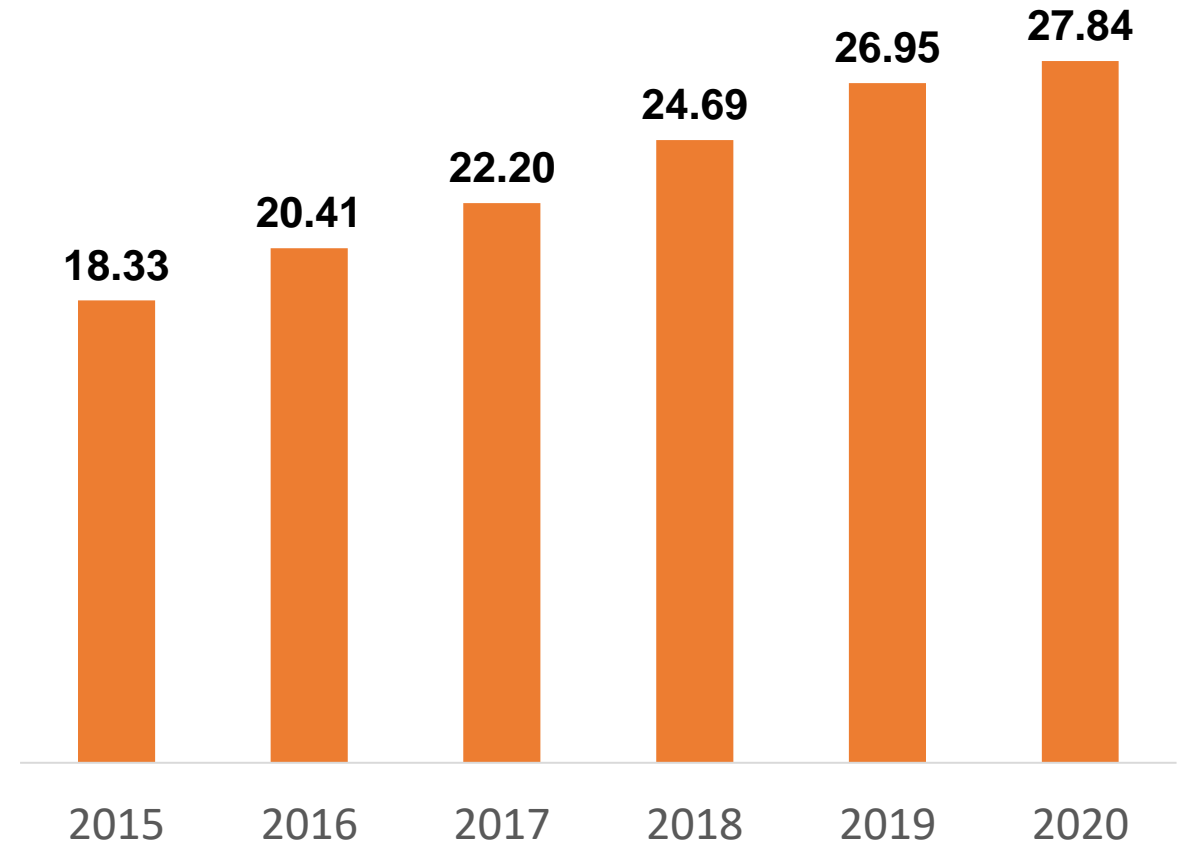
神基科技股份有限公司

Getac Technology Corporation

Founded in 1989
IPO in 2002
TWSE:3005
Capital: NT\$ 5.9B
2020 Consolidated Revenue: NT\$27.84 billion
2020 Market cap : NT\$28.81 billion

## Getac Consolidated Revenue Trends

NT\$: billion



# Business-1

## Electronic Products



### Rugged Computing Solutions (Getac Brand)

---

Getac provides safe and reliable rugged computer solutions for defense, public safety, utility, transportation and logistics, manufacturing, and energy industries, helping professionals improve front-line operational efficiency and digital transformation.



### Getac Video Solution

---

Getac video solution integrates IoT hardware devices such as in-car video solution and body-wearable cameras, with cloud computing platform as the architecture to perform image data transmission, aggregation, storage, and intelligence analysis.



### Combo Mechanical Products

An industry's leading manufacture of composite materials , dedicated to the development of advanced process and surface treatment technology, combined with RHCM plastic injection process technology and various composite materials, to provide the industry's most lightweight, environmentally friendly, strong and stylish mechanical components.



### Automotive Mechanical Products

IATF16949 certified manufacturer, providing OEM services for automotive light metal die-casting parts, focusing on ADAS (advanced driver assistance systems) and new energy vehicle applications. Our production volume of seatbelt spindles and spools represents around 40% of the global supply.

[www.getacgroup.com](http://www.getacgroup.com)



*\*Getac has 39% Ownership*

### Aerospace Fasteners TWSE:3004

AS9100 and IATF16949 management system certified manufacturer, which produces fastener products for aerospace and high-end industrial applications. It is one of the few certified aerospace fastener manufacturers in the Asia-Pacific region.

**Getac**

# Manufacturing Locations



## Manufacturing Base Of Each Product Line

Rugged Computers	Kunshan, China (1)
	Xizhi, Taiwan (1)
	Linkou, Taiwan(1)
Combo Mechanical	Kunshan, China(2)
	Hanoi, Vietnam(1)
Automotive Parts	Chengshu, China(1)
	Hanoi, Vietnam(1)



# Sustainability Commitment

## ● Outstanding Business Performance

- Consolidated revenue is growing for eight consecutive years
- James Hwang, chairman of Getac technology corporation, was selected by Harvard Business Review Chinese edition as one of the top 100 CEOs in Taiwan.

## ● Recognized Sustainable Performance

- Getac received Taiwan corporate sustainability awards (TCSA) for both “Corporate Comprehensive Performance Award- Merit” and “Corporate Sustainability Report- Gold.
- Getac ranked as the Top 6-20% of listed companies in the Corporate Governance Evaluation.

## ● Selected In Corporate Social Responsibility Indexes

- TWSE corporate governance 100 index | FTSE TWSE Taiwan dividend+ index | TWSE RAFI® Taiwan high compensation 100 index.

## ● Certified Friendly Workplace

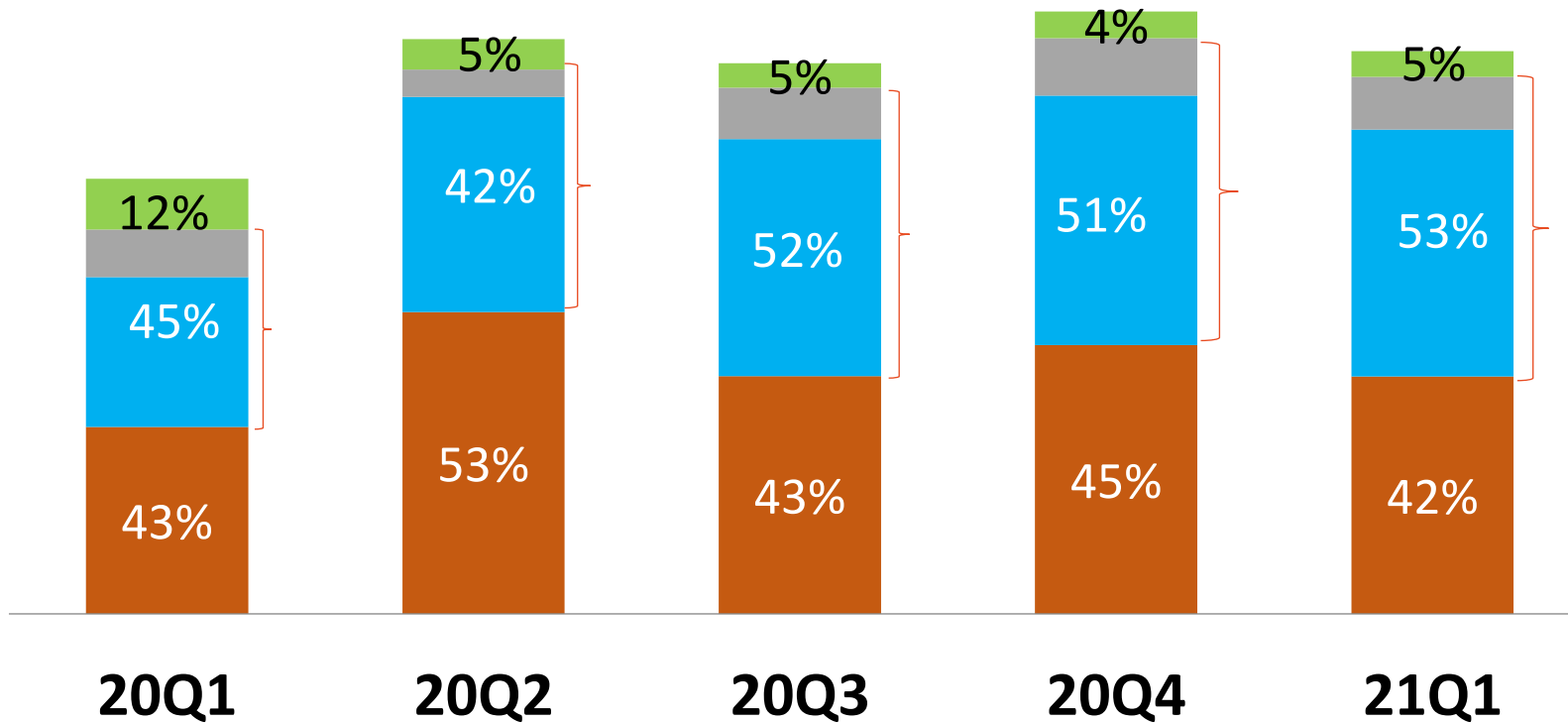
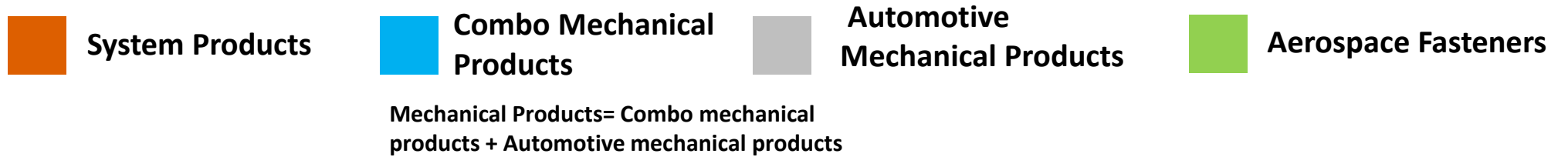
- Received the prestigious HR Asia award as the best companies to work for in Asia, 2018 & 2019, Taiwan edition.

## ● Accredited As A Healthy Workplace

- Accredited as a “healthy workplace” by health promotion administration, ministry of health and welfare
- Received “The Exercise Enterprise Certification” by Sports Administration, Ministry of Education

# Revenue Distribution

## Last Five Quarters Revenue Distribution by Products



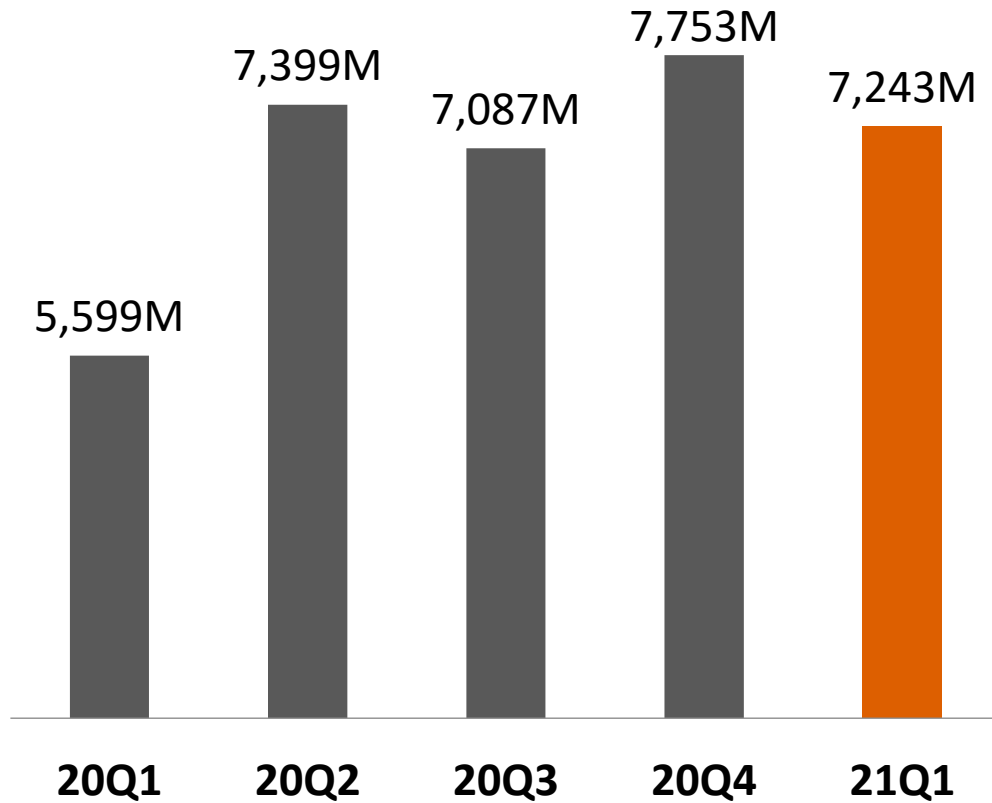
# Q1'21 Consolidated Income Statement

	2020		2021	QoQ	YoY
	Q1	Q4	Q1	(%)	(%)
Operating Revenue	5,599	7,753	7,243	-6.6%	29.4%
Gross Profit	1,451	2,181	1,749	-19.8%	20.5%
(%)	25.91%	28.13%	24.15%		
Operating Expense	(1,093)	(1,338)	(1,193)	-10.8%	9.1%
(%)	-19.52%	-17.26%	-16.47%		
Operating Profit	373	856	568	-33.6%	52.3%
(%)	6.66%	11.04%	7.84%		
Non-operating Income	16	69	40	-42.0%	150.0%
Profit before income tax	389	925	608	-34.3%	56.3%
Income tax expense	(69)	(155)	(107)	-31.0%	55.1%
Comprehensive income, attributable to owners of parent	276	764	504	-34.0%	82.6%
EPS (NT\$)	0.47	1.30	0.85	-34.6%	80.9%

# Financial Performance Of Last Five Quarters

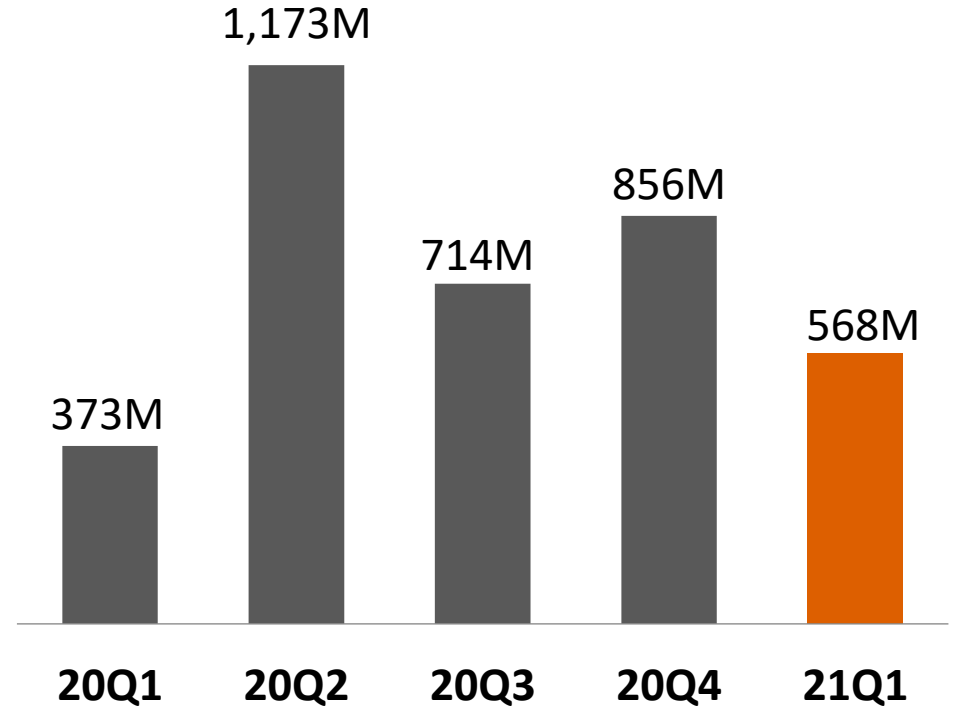
## Consolidated Revenue

Unit: NT\$M



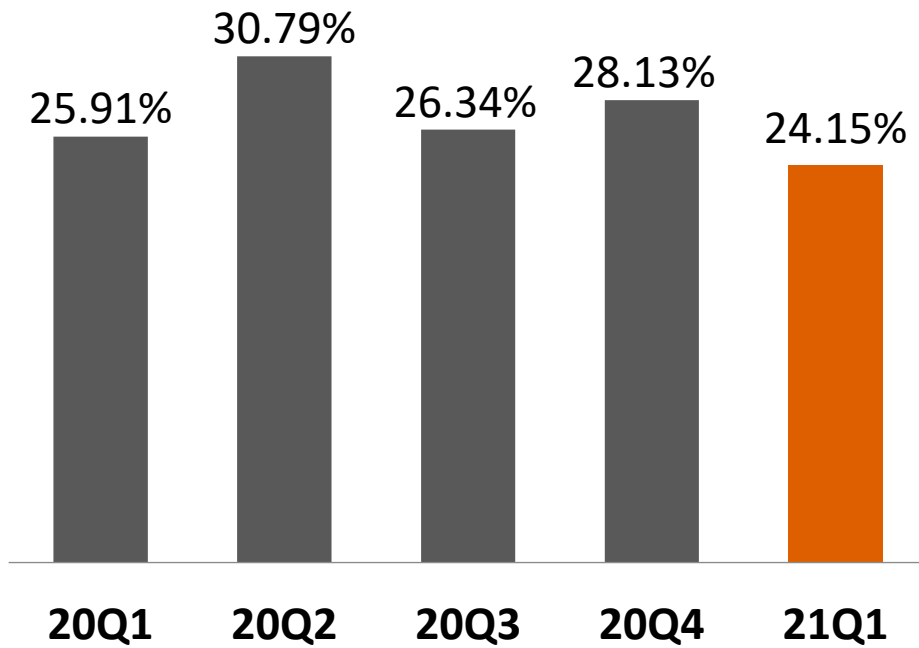
## Consolidated Operating Profit

Unit: NT\$M

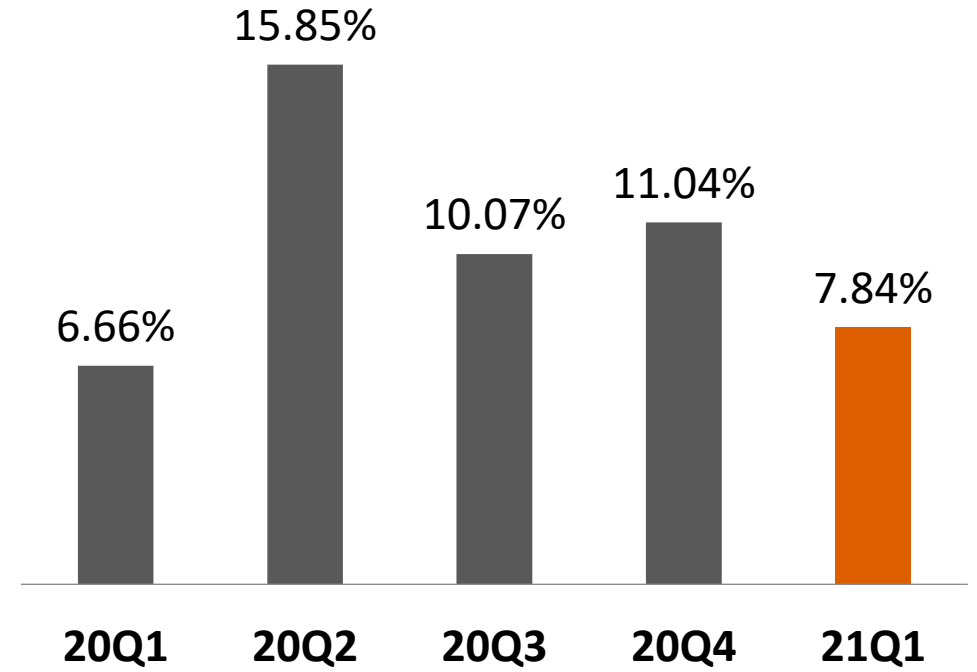


# Financial Performance Of Last Five Quarters

## Gross Margin(%)



## Operating Margin(%)



# Q1'21 Balance Sheet

	2020.03.31	2021.03.31
Cash And Cash Equivalents (Incl. Bank Deposit Over Three Months)	7,491	7,323
Accounts Receivable-net	5,206	7,635
Inventories-net	5,194	5,960
Financial Assets Measured At Fair Value Through Other Comprehensive Income	630	750
Investments Accounted For Under The Equity Method	886	1,038
Property, Plant And Equipment – Net	7,390	8,527
<b>TOTAL ASSETS</b>	<b>30,259</b>	<b>34,770</b>
Short-term Borrowings	1,085	748
Long-term Borrowings (include current portion)	2,126	2,085
Accounts payable	4,042	6,303
<b>TOTAL LIABILITIES</b>	<b>15,047</b>	<b>18,333</b>
<b>TOTAL EQUITY</b>	<b>15,212</b>	<b>16,437</b>

# Q1'21 Operational Efficiency

Unit: Days

	2020.03.31	2021.03.31
Account Receivable Turnover Days	94	96
Inventory Turnover Days	138	115
Account Payable Turnover Days	94	102
Cash Conversion Days	138	109

## Stable Profit and Pay-out Ratio

NT\$: million

	2018	2019	2020	2021 Q1
Consolidated Revenue	24,694	26,953	27,838	7,243
Operating Profit	2,652	2,976	3,116	568
Profit (Loss) Attributable To: Owners Of The Parent	2,212	2,129	2,577	504
Eps(Nt\$)	3.83	3.67	4.40	0.85
Cash Dividend(Nt\$)	3	2.8	3.6	N.A
Pay Out Ratio(%)	78%	76%	82%	N.A

# Q & A

Global business : refers to international trade whereas a global company doing business across the world

# Appendix: Condensed Income Statement

Item\Year	2020					2021				
	Q1	Q2	Q3	Q4	YTD	Q1	Q2	Q3	Q4	YTD
Operating Revenue	5,599	7,399	7,087	7,753	27,838	7,243				
Gross Profit	1,451	2,278	1,867	2,181	7,777	1,749				
(%)	<b>25.91%</b>	<b>30.79%</b>	<b>26.34%</b>	<b>28.13%</b>	<b>27.94%</b>	<b>24.15%</b>				
Operating Expense	(1,093)	(1,119)	(1,165)	(1,338)	(4,715)	(1,193)				
(%)	<b>-19.52%</b>	<b>-15.12%</b>	<b>-16.44%</b>	<b>-17.26%</b>	<b>-16.94%</b>	<b>-16.47%</b>				
Operating Profit	373	1,173	714	856	3,116	568				
(%)	<b>6.66%</b>	<b>15.85%</b>	<b>10.07%</b>	<b>11.04%</b>	<b>11.19%</b>	<b>7.84%</b>				
Non-operating Income	<b>16</b>	<b>(17)</b>	<b>57</b>	<b>69</b>	<b>125</b>	<b>40</b>				
Profit Before Income Tax	389	1,156	771	925	3,241	608				
Income Tax Expense	(69)	(238)	(110)	(155)	(572)	(107)				
Comprehensive Income, Attributable To Owners Of Parent	<b>276</b>	<b>881</b>	<b>656</b>	<b>764</b>	<b>2,577</b>	<b>504</b>				
Eps (NT\$)	<b>0.47</b>	<b>1.51</b>	<b>1.12</b>	<b>1.30</b>	<b>4.40</b>	<b>0.85</b>				

# THANK YOU

## Investor Relations Contact

Irene Sun

Director, Corporate Relations Office

+886-2-27857888#5124

[irene.sun@getac.com](mailto:irene.sun@getac.com)

[www.getacgroup.com](http://www.getacgroup.com)

