



ACTION ELECTRONICS CO., LTD.

**2025 Second Quarter
Corporate Investor Conference**

2025.09.24

- The information may contain statements about future prospects. This type of expression is based on expectations of the current situation, and is subjected to uncertainties and known or unknown risks, so actual results may be significantly different from the expressed content.
- Except as required by law, the company is not obligated to update the statements of future prospects in response to the generation of new information or future events.

1

Welcome Remarks

Chief Accounting Officer

2

2025 First Half Business Review & Outlook

Chief Accounting Officer/ Chairman

3




Latest Business Updates

Chairman

4




Q & A

First Half Business Review (Statements of Comprehensive Income) Action Property

Unit: NT\$ thousand	H1/2025	H1/2024	YoY	
Operating Revenue	1,120,697	769,986	46%	
Gross Profit from Operations	266,760	213,175	25%	
Operating Income	118,171	54,788	116%	
Profit before Tax	109,638	69,598	58%	
Net Profit	81,286	48,908	66%	
EPS(NTD)	0.29	0.18	61%	
Gross Profit Margin(%)	23.8%	27.7%	-14%	
Operating Profit Margin(%)	10.5%	7.1%	48%	
Net Profit Margin(%)	7.3%	6.4%	14%	

First Half Business Review (Balance Sheet)

Action Property

Unit: NT\$ thousand	H1/2025	H1/2024	YoY	
Current assets	2,129,740	3,381,537	-37%	
Non-current assets	2,112,537	2,042,112	3%	
Total Assets	4,242,277	5,423,649	-22%	
Current Liabilities	1,090,497	2,218,734	-51%	
Total Liabilities	1,371,168	2,546,387	-46%	
Shareholders' Equity	2,871,109	2,877,262	0%	
Debt Ratio(%)	32%	47%	-31%	
Current Ratio(%)	195%	152%	28%	
Net Asset Value per Share(NTD)	10.4	10.4	0%	

First Half Business Review (Statements of Cash Flow)

Action Property

Unit: NT\$ thousand	H1/2025	H1/2024
Cash and cash equivalents at beginning of year	950,186	752,606
Net cash flows from (used in) operating activities	30,333	(98,958)
Net cash flows from (used in) investing activities	(85,092)	(49,357)
Net cash flows from (used in) financing activities	(66,615)	169,181
Cash and cash equivalents at end of year	814,960	776,160

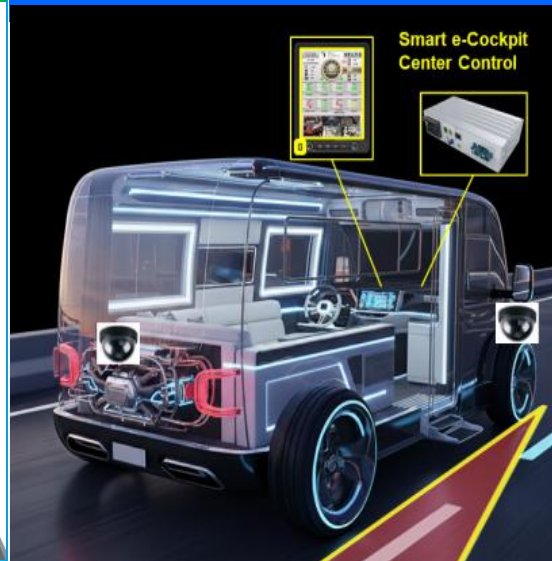
Future Performance Outlook

Action Property

Brand Business



Automotive Electronics



Asset Activation



Manageable Risks



Stable Growth



Promising Outlook

Transformation Strategy 333



Brand Business

- Restructure
- Asset-Light
- High Margin



Automotive Electronics

- Expand Market
- Drive Revenue
- Accelerate Growth



Asset Activation

- Stable Growth
- Strong Returns
- High Efficiency



- Compact Living Trend
- Emerging Consumption of the New Generation
- Rising Single-Person Household Lifestyle

- Transition from Product Sales to Brand Management - Strengthen brand influence and deepen customer relationships and loyalty.
- Optimize Business Model - Expand brand licensing and partnerships to enhance market coverage and penetration.
- Focus on Core Competencies - Leverage brand and channel strengths to reduce asset burden and further improve profitability.

Passenger Vehicles (Comfort & Convenience)



Commercial Vehicles (Safety & Reliability)



Specialty Applications (Superior Audio-Visual Experience)



Post-Pandemic Market Opportunities

- 2025 Market Value: USD 70 - 80 billion
- 2030 Projected Scale: USD 120 billion
- CAGR: 7 - 8%



Recreational Vehicle(RV)

North America: Driving Growth

- Market size of USD 35.66 billion in 2025, projected to reach USD 52.74 billion by 2030 CAGR: 7 - 8%

Europe: Steady Performance

- 221,000 new registrations in 2024 Market remains stable and at a high level of development

Asia-Pacific: Rapid Emergence

- Expanding at a 9 - 10% CAGR, demonstrating strong growth momentum



All-Terrain Vehicle(ATV)

- The global market size is projected at USD 15.5 billion in 2025, expected to reach USD 17.6 billion by 2030.
- North America: Strong demand, widely applied in agriculture, forestry, leisure, and emergency rescue.
- Asia-Pacific: Rapid growth driven by tourism development and increasing agricultural demand



Golf Cart(GC/LSV)

- The global market size is estimated at USD 2.2 billion in 2025, projected to further grow to USD 2.9 billion by 2030.
- North America: Leading the global market with a 42.5% share.
- Asia-Pacific: Demonstrating steady expansion with a CAGR of 5 - 8%.

Data Source : RVIA 、Mordor Intelligence 、ResearchAndMarkets 、IEA 、ACEA 、OICA ◦

Product Lines and Core Technology Applications

 <p>RV Wall Mount Stereo Products</p> <p>Product models shown: JWM62A, JWM452, JWM30, BTWP2, JWM65, JWM72A, JWM92A, JWM22, Klipsch KAH100, Klipsch KAA2A1.</p>	 <p>Heavy-Duty Source Unit Products</p> <p>Product models shown: JHD12, JHD62, JHD22, JHD922BT, JHD750/JHD800.</p>	 <p>Rear Seat Entertainment System</p> <p>Image showing multiple tablets displaying content in a vehicle's rear passenger area.</p>
 <p>Marine Source Unit Products</p> <p>Product models shown: XMH100, XMH50, XMH1, XMH350, XMH350, XMH1C.</p>	 <p>Retro Car Radio</p> <p>Image showing various vintage-style car radios.</p>	 <p>Commercial Vehicle Safety System</p> <p>Image showing a commercial vehicle equipped with safety sensors and a camera control system.</p> <p>Product models shown: Proximity Module/Sensor, Camera Control System, Blind Spot Module/Sensor.</p>

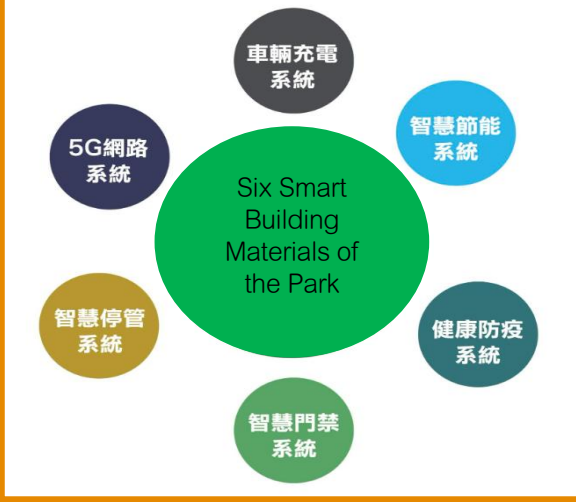


Logistics & Warehousing Leasing in Shanghai

- Strategically located in a satellite city of Shanghai, at the crossroads of Jiangsu and Zhejiang, offering significant growth potential for the logistics services sector.
- The site covers 140 mu (91,000 m²) with an additional 80 mu of greenbelt area.
- The leasable factory space totals 78,000 m², with an occupancy rate of 96%.

Smart Industrial Park Development in Taiwan

- Strategically situated by the Zhongli Interchange, the site stands as a gateway landmark of the Zhongli Industrial Zone, well-positioned for Industry 4.0 and future growth potential.
- Covering around 4,000 ping, the project has obtained approval for industrial vertical development with a 399% floor area ratio, and will be executed in two phases.
 - ✓ Phase I: Handover completed for sold units of Action 200 project.
 - ✓ Phase II: Construction underway for Action 198, with pre-sales in progress.



Q & A

Satisfaction from Action.

