

2017 Q1 IR Conference

April 27, 2017

FARADAY

Synergy for Excellence

Confidential

Statement of Comprehensive Income

Unit: NT\$ Million	'17Q1	'16Q4	QoQ %
Net Operating Revenues	1,432	1,525	-6.1%
Gross Margin	648	673	-3.7%
Operating Expenses	(664)	(659)	0.7%
Operating (Loss) Income	(16)	14	-213.9%
Net Non-operating Income and Expense	(24)	10	-329.6%
Income Tax (Expense) Benefit	(14)	7	-300.0%
(Loss) Income from Continuing Operations	(54)	31	-271.3%
Income from Discontinuing Operations	575	0	-
Net Income (Attributable to Parent)	521	31	1549.7%
EPS (NTD)	2.12	0.12	
Gross Margin Rate	45.3%	44.2%	
Operating Income Rate	-1.1%	0.9%	
Net Income Rate	36.4%	2.1%	

Discontinuing Segment Information

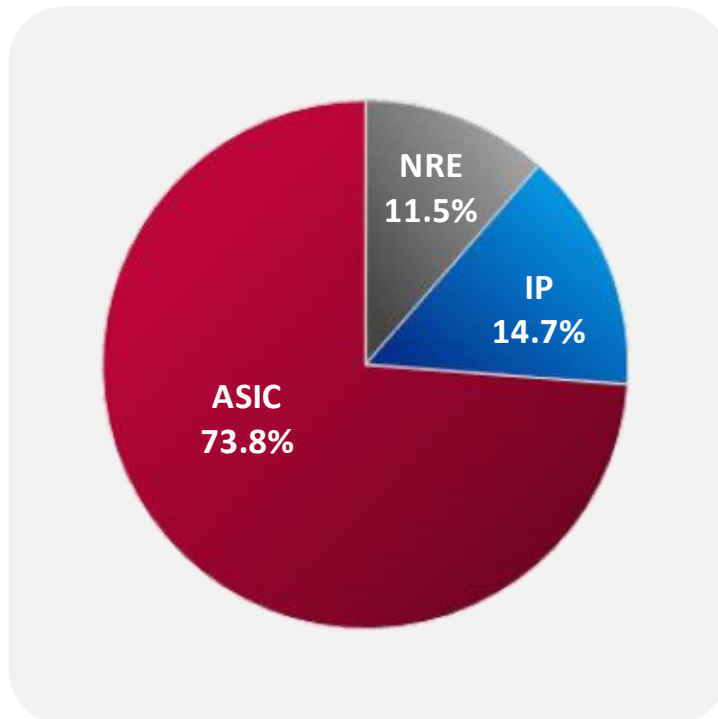
Unit: NT\$ Million	17Q1
Discontinued Operations :	
Net Operating Revenues	39
Operating Costs	(47)
Gross Loss	(8)
Operating Expenses	(32)
Operating Loss	(40)
Net Non-operating Income and Expense	4
Loss from Discontinuing Operations Before Tax	(36)
Income Tax Expense	(1)
Net Loss for the Period	(37)
Gain on Disposal of Assets for Sale Discontinued Operation :	
Gain on Disposal Before Tax	689
Income Tax Expense	(77)
Gains on Disposal After Tax	612
Income from Discontinuing Operations	575

Condensed Balance Sheet

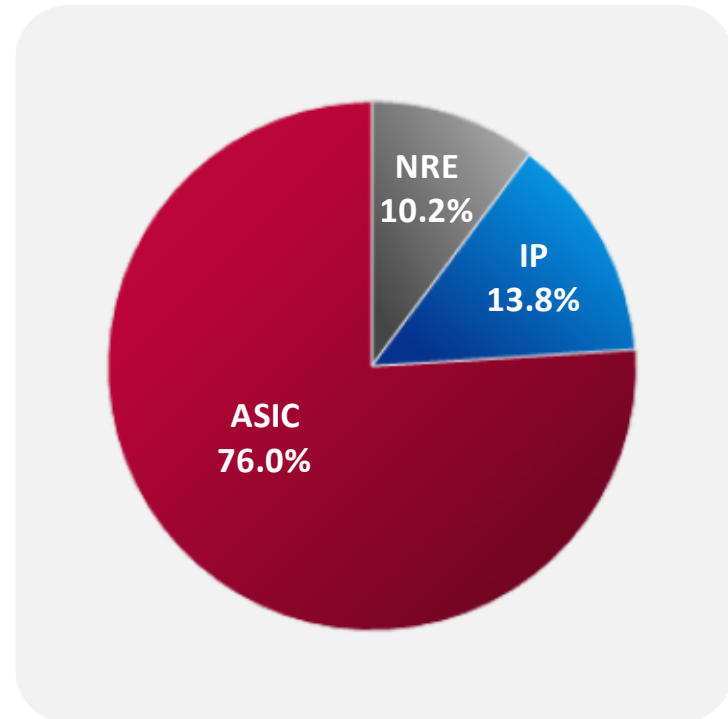
Unit: NT\$ Million	2017/3/31	2016/12/31
Cash and Cash Equivalents	2,523	1,832
Notes and Accounts Receivable	1,056	1,026
Inventories	680	630
Total Assets	7,407	6,288
Notes and Accounts Payable	920	458
Current Liabilities	1,818	1,265
Total Liabilities	1,925	1,424
Stockholders' Equity	5,482	4,864

Sales Breakdown by Billing Method

2017 Q1

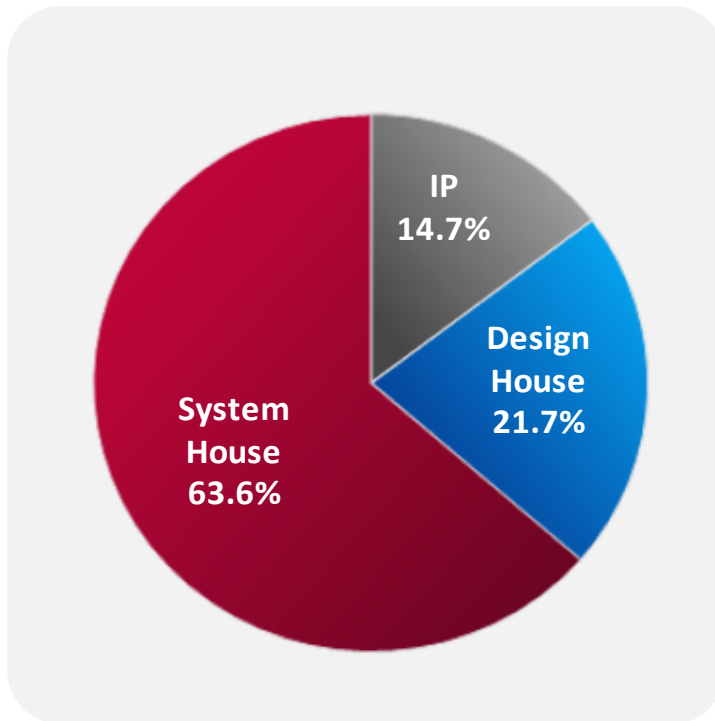


2016 Q4

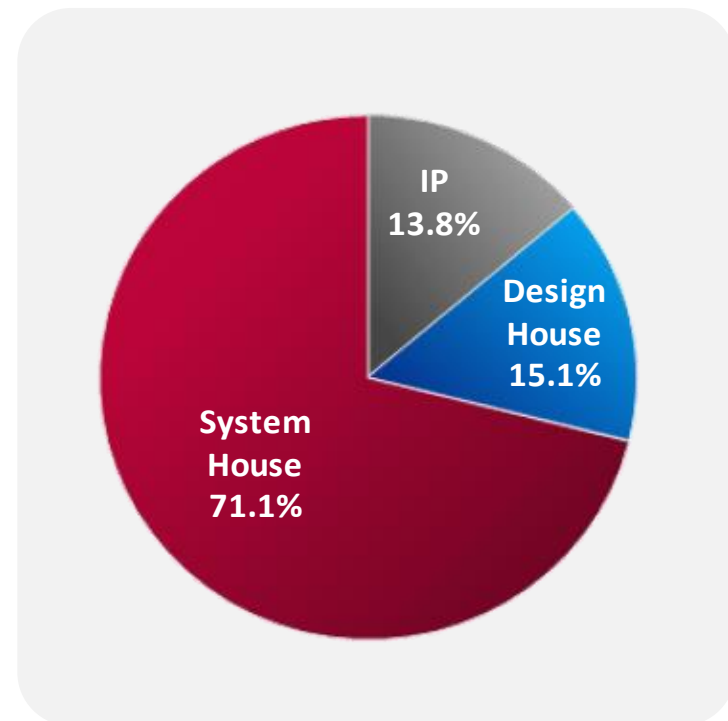


Sales Breakdown by Customer Type

2017 Q1

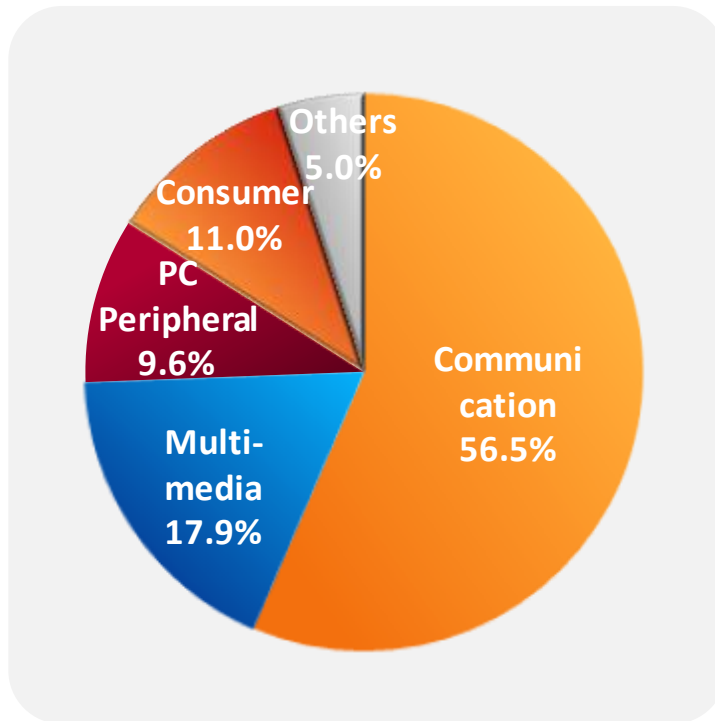


2016 Q4

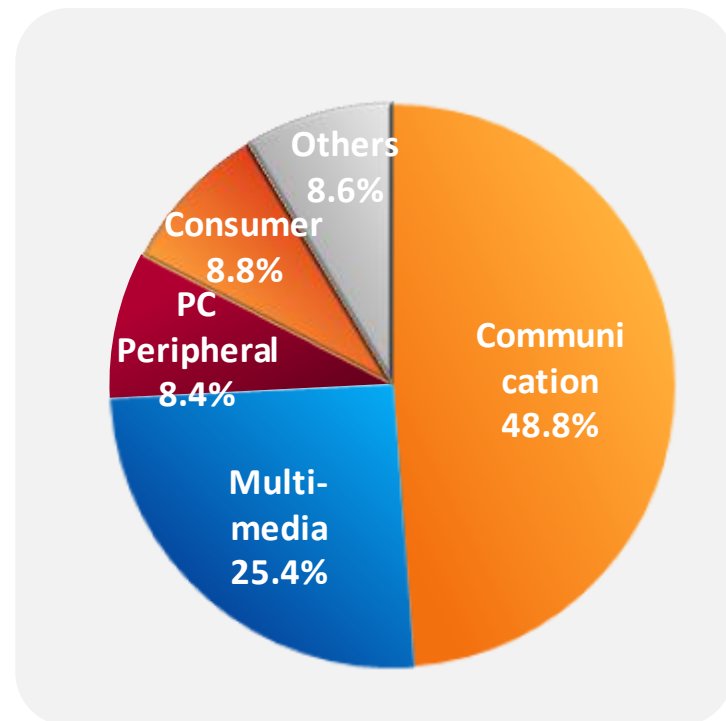


Sales Breakdown by Application

2017 Q1

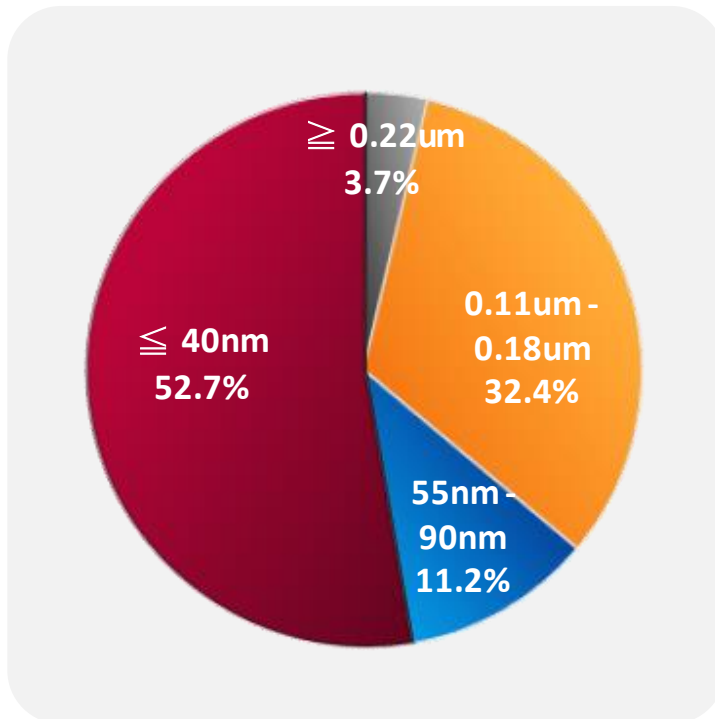


2016 Q4

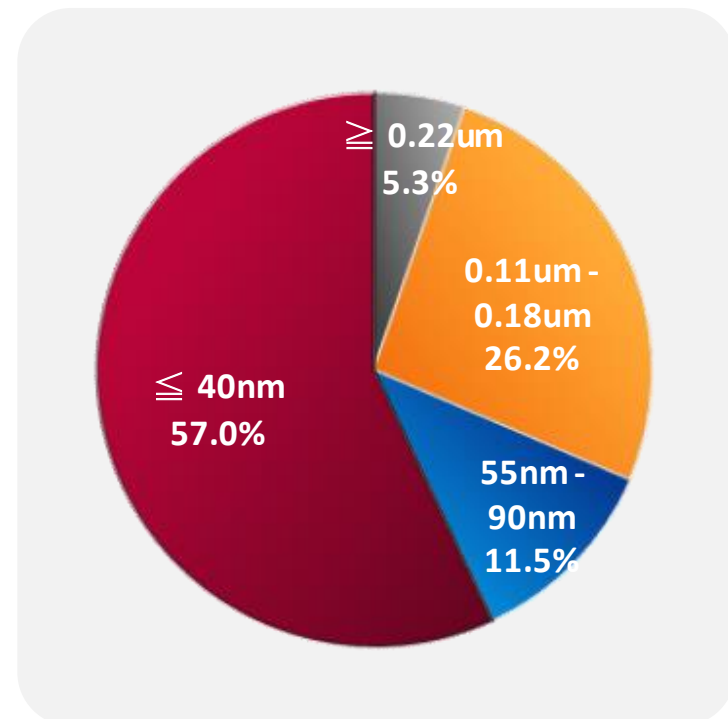


Sales Breakdown by Technology

2017 Q1



2016 Q4



- **Confidential information**

The material is being disclosed to you pursuant to a non-disclosure agreement between you or your employer and Faraday. Information disclosed in this presentation may be used only as permitted under such an agreement.

- **Legal notice**

The information contained in this presentation is intended to provide a general guide as to which product is suited for a given requirement and shows suggested product applications. Specified functions and properties for products are only valid when handling instructions and other stated conditions and recommendations have been considered and followed. All descriptions, illustrations and dimensions in the information represent general particulars and do not form part of any contract. All information is provided “as is”, with no guarantee of completeness, accuracy, timeliness or of the results obtained from the use of the information, and without warranty of any kind, express or implied, including but not limited to warranties of performance. All information is subject to change without prior notice. Faraday assumes no responsibility whatsoever for any errors or inaccuracies about the information.

www.faraday.com
ir@faraday-tech.com
