



**Qualipoly Chemical Corp.**

**202503 Investor Conference**

**keynote speaker:**

**Chih Hsiang, Tsai / Deputy General Manager**

**Yin Tang, Ho / Senior Manager, Financial Dept.**

**Stock Code:  
4722**

■ Last update: 202503

# Disclaimer

---

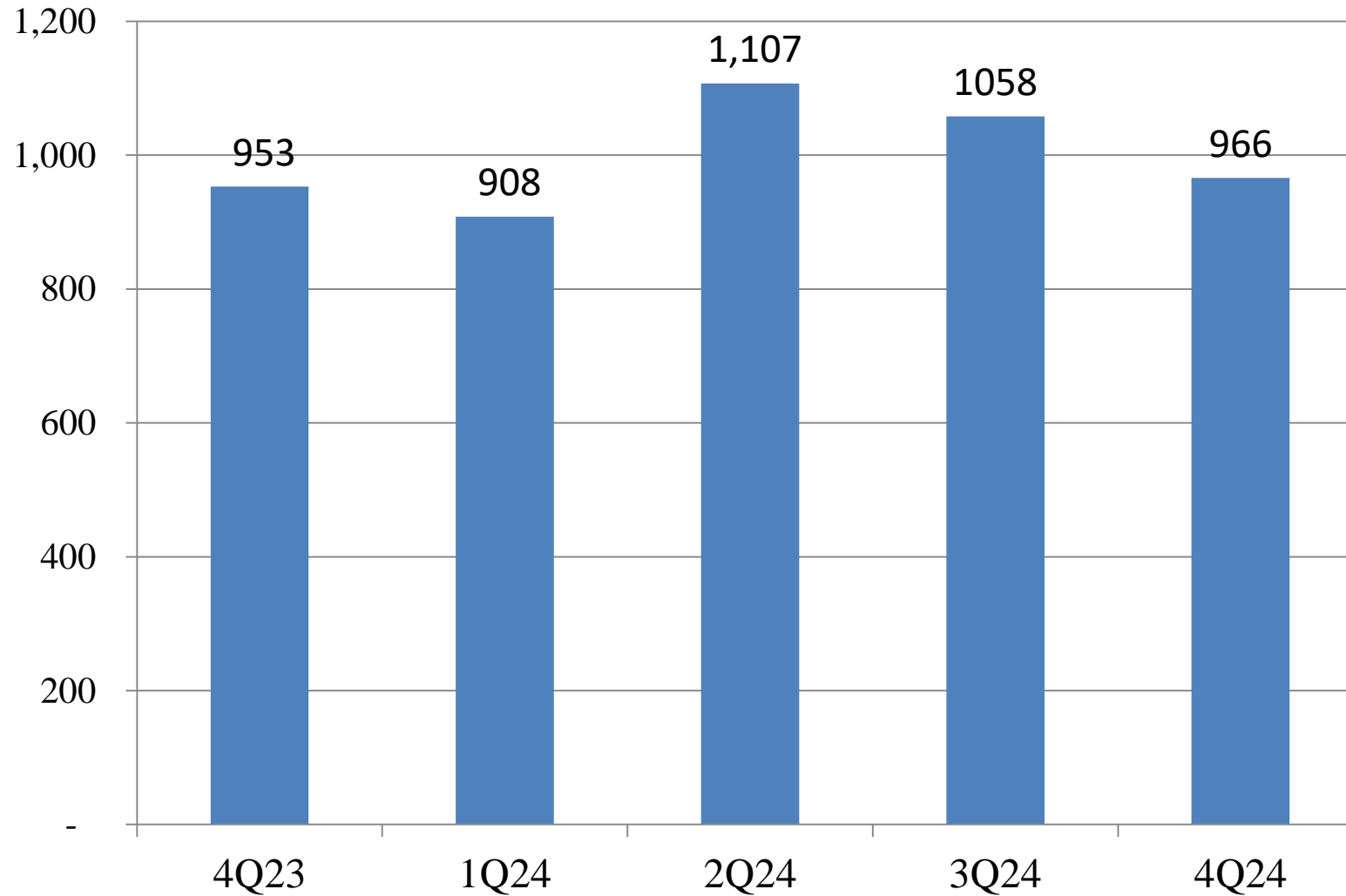
This presentation is prepared according to the reviewed financial statements by CPA and the financial numbers hereby are based on IFRS, please refer to the published financial statements for full content. The presentation may contain forward-looking information and may differ materially from the actual results. TSI does not warranty as to the accuracy or completeness of such information and nor assume any undertaking further information becomes available or in light of changing circumstances. You shall not place undue reliance on any forward-looking information. ◦



O.P.C.

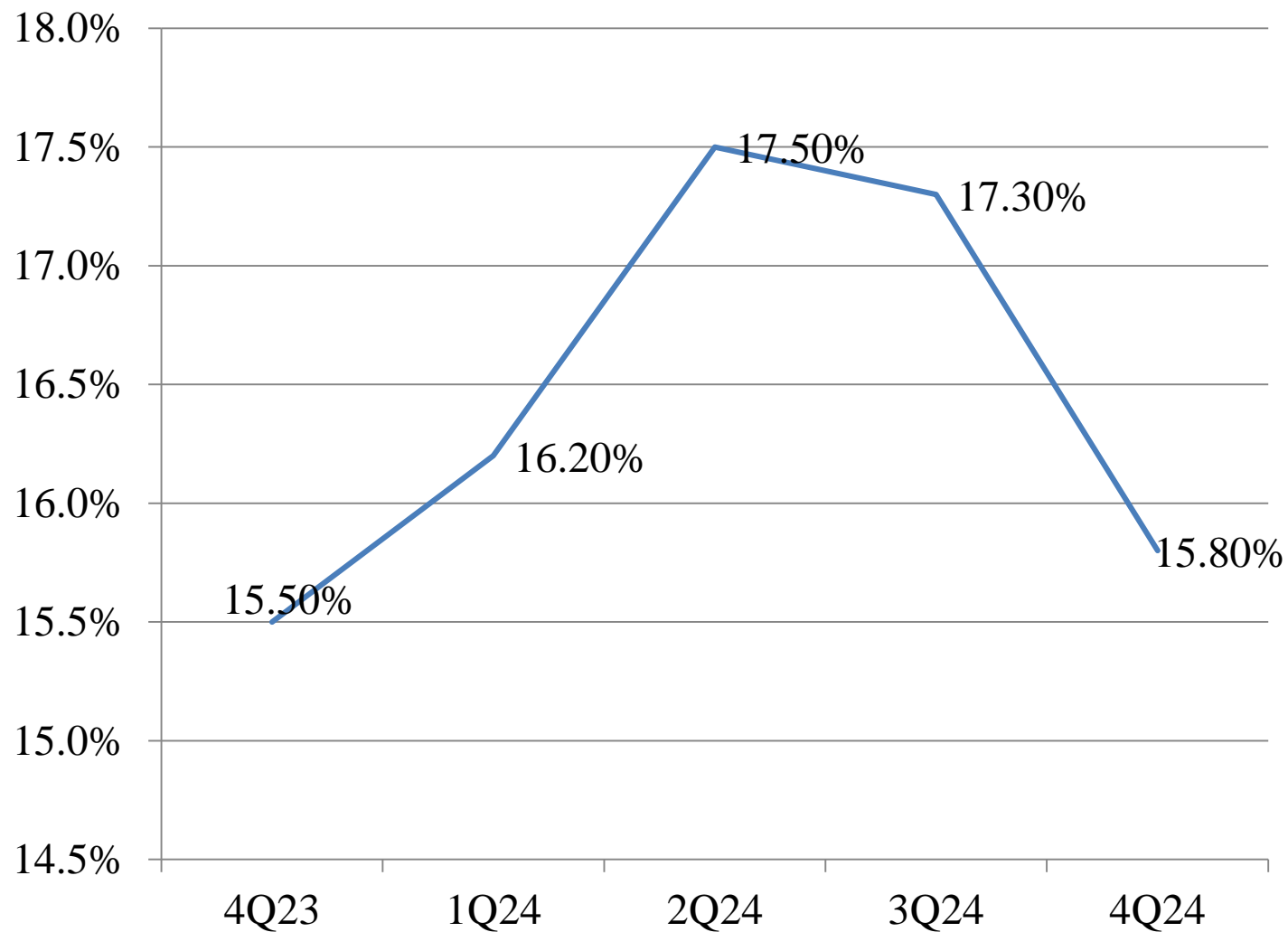
# Consolidated Revenue

NTD (million)



YoY 1%▲  
QoQ -9%▼

# Consolidated Gross Margin

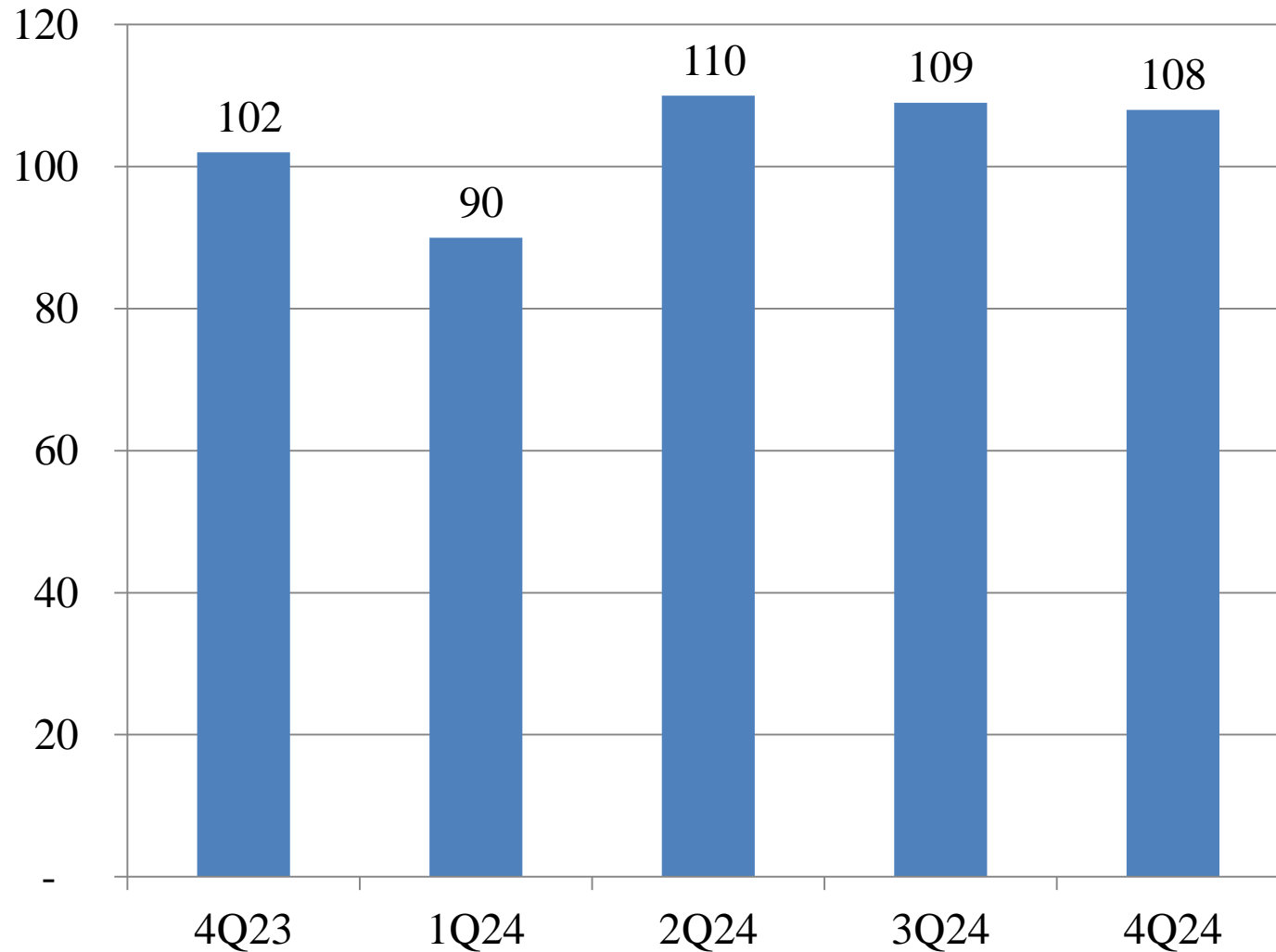


YoY 0.3% ▲

QoQ -1.5% ▼

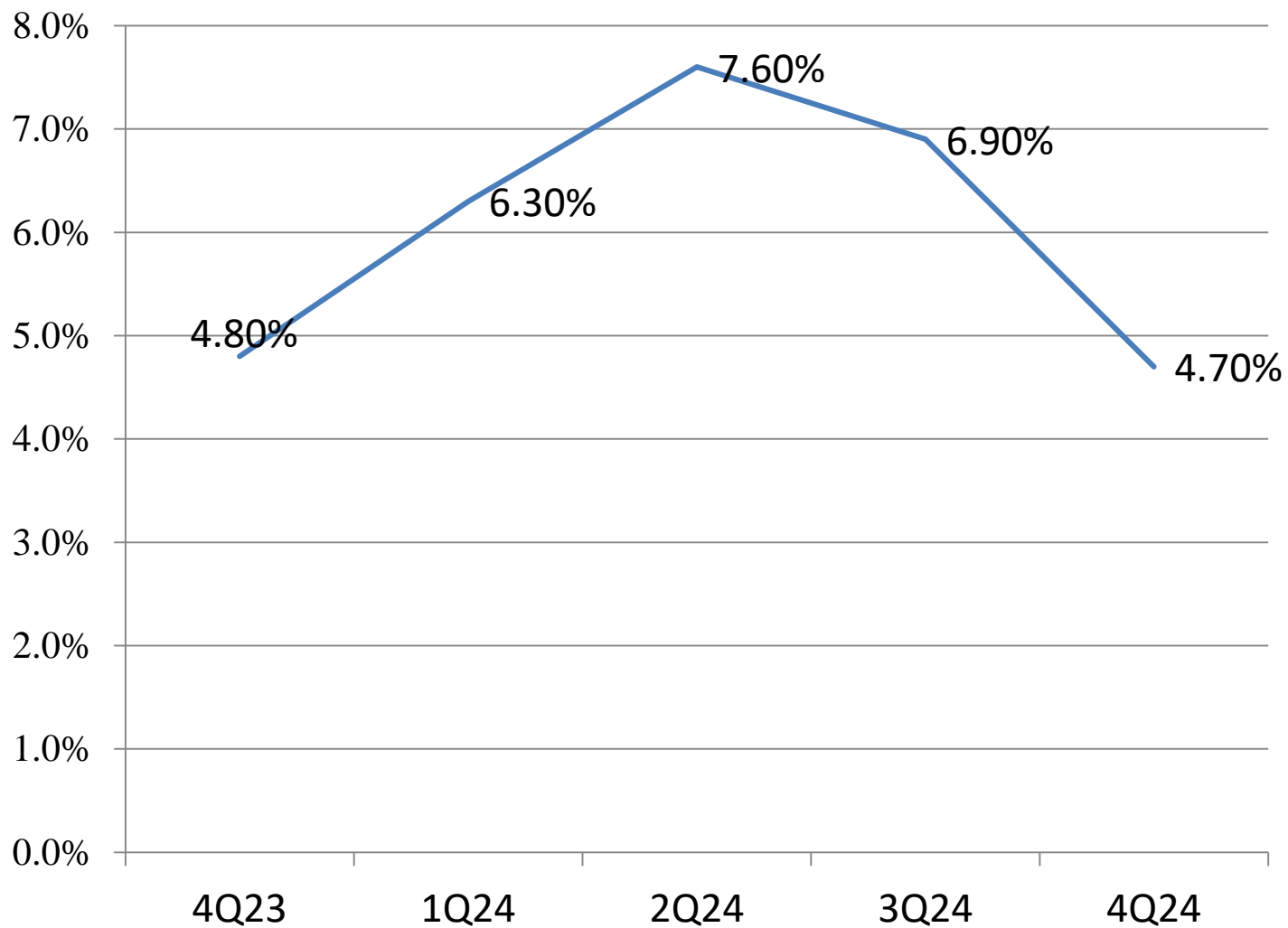
# Consolidated Operating Expenses

NTD (million)



YoY 6% ▲  
QoQ -1% ▼

# Consolidated Operating Margin



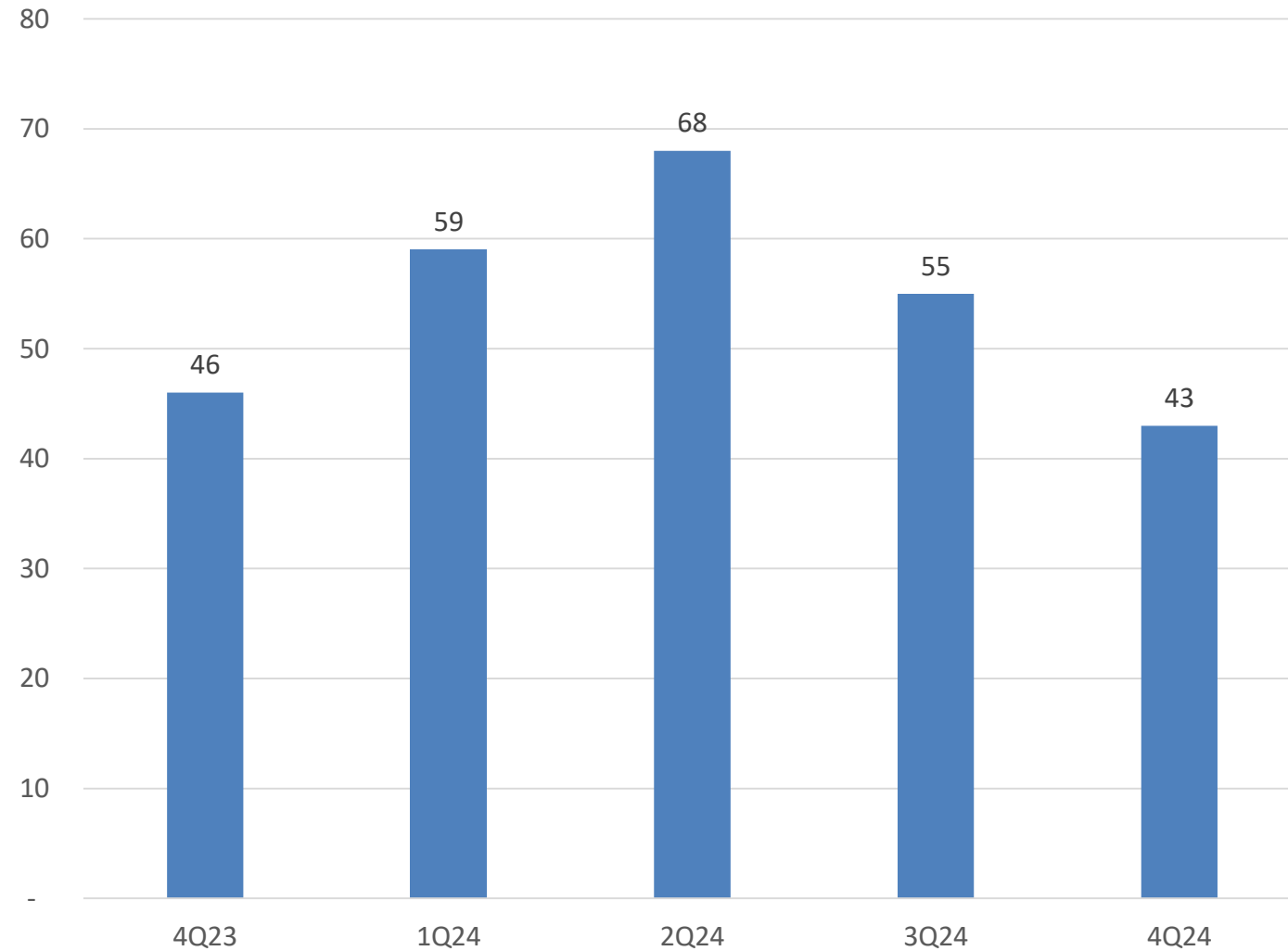
YoY -0.1% ▼

QoQ -2.2% ▼



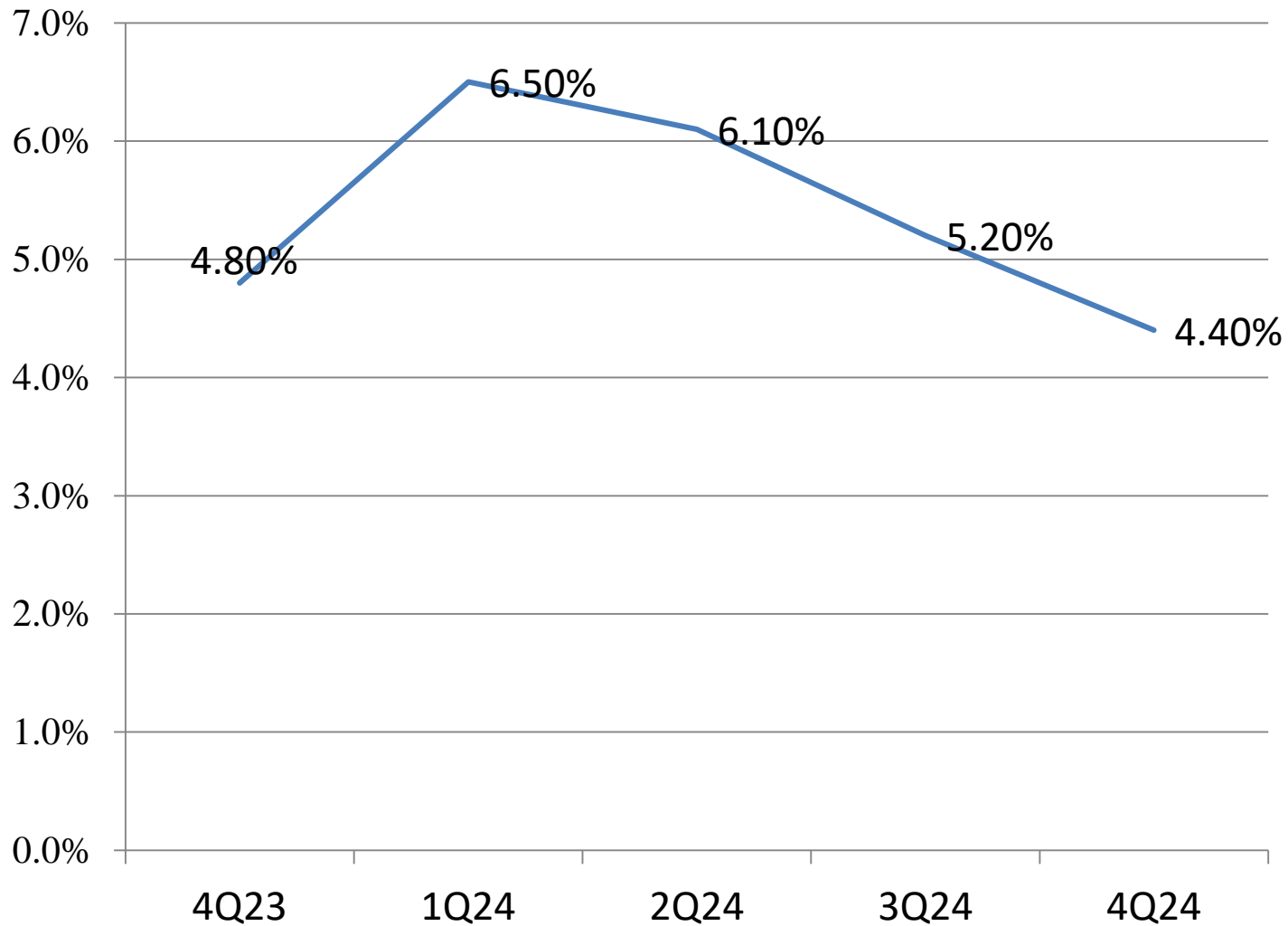
# Consolidated Net Profit

NTD (million)



YoY -7% ▼  
QoQ -22% ▼

# Consolidated Net Profit Margin



YoY -0.4% ▼  
QoQ -0.8% ▼

# Revenue of Main Products

NTD (Thousand)

	2024Q4	2023Q4	2024 Q1-Q4	2023 Q1-Q4
UV Curable Materials	532,906	565,598	2,398,611	1,887,211
Electronic Chemicals	93,454	50,582	292,665	240,992
UP Resins	194,809	195,192	768,093	778,077
Coating Resins	118,872	116,864	472,644	442,168



# Gross Margin of Main Products

	2024Q4	2023Q4	2024 Q1-Q4	2023 Q1-Q4
UV Curable Materials	14.5%	15.1%	17.3%	12.3%
Electronic Chemicals	29.7%	32.6%	30.3%	37.3%
UP Resins	14.4%	14.7%	12.9%	17.4%
Coating Resins	12.6%	10.7%	11.3%	11.3%



# Statement of Comprehensive Income (Consolidated)

NTD (Thousand)


	2023Q4	2024Q3	2024Q4
Total operating revenue	952,852	1,058,364	966,042
Gross margin(%)	15.5%	17.3%	15.8%
Total operating expenses	102,170	109,431	107,970
Net operating income (loss)	45,536	73,327	45,100
Net operating profit margin(%)	4.8%	6.9%	4.7%
Profit (loss) from continuing operations	45,629	55,153	42,589
Profit margin(%)	4.8%	5.2%	4.4%
Earnings Per Share	0.46	0.55	0.43





# Outlook

---

# Q&A

 +886-7-6236199

 +886-7-6244228

 82841 台灣 高雄市永安區永工五路2號

 [customer@qualipoly.com.tw](mailto:customer@qualipoly.com.tw)

<http://www.qualipoly.com.tw>

