




A18
ADZIVVAH*
02/04/2025
#200
COMPANIES HOUSE

WEDNESDAY



Driving Success

Annual Report and Accounts
2024

Company number: 10974661





Who we are

Sabre Insurance Group is a UK-based motor insurer, providing fairly priced policies to a wide range of customers.

We have a track record of market-leading underwriting performance across the cycle and a diverse, multi-channel distribution strategy.



Highlights

Early and decisive pricing action positioned the Group well for improved insurance market conditions, resulting in premium and profitability growth in 2024.


Financial highlights

Gross written premium ¹	Undiscounted combined operating ratio ¹
£236.4m	84.2%
2023 £225.1m	2023 91.6%
IFRS profit before tax	Total dividend
£48.6m	13.0p
2023 £23.6m	2023 9.0p
Pre-dividend solvency coverage ratio ¹	Post-dividend solvency coverage ratio ¹
216.6%	171.1%
2023 205.3%	2023 170.9%

¹ Alternative performance measure. For reconciliations to alternative performance measures, see pages 201 to 212

Ambition 2030

- Sabre has set out a medium-term plan to increase profit to at least £80m in 2030



- We will expand our competitive footprint without compromising our underwriting discipline or margin on existing business
- We will grow our presence in the motorcycle market through our direct brand and further broker relationships
- More information on pages 14 to 17

For more information <https://sabreplc.co.uk>

Contents

01-65 Strategic Report
01 Highlights
02 At a Glance
03 Our Business
04 The Sabre Journey
06 Investment Case
08 Market Context
10 Our Values
11 Our Business Model
12 Our Strategy
14 Ambition 2030
18 Chief Executive Officer's Review
22 Key Performance Indicators
24 Principal Risks and Uncertainties
33 Viability Statement
36 Section 172 Statement
40 Chief Finance Officer's Review
44 Responsibility and sustainability
65 FCA Consumer Duty
67-122 Governance
67 Chair's introduction
68 Board of Directors
72 Governance Report
80 Audit Committee Report
84 Risk Committee Report
87 Nomination & Governance Committee Report
90 Remuneration Committee Report
94 Directors' Remuneration Policy
105 Annual Report on Directors' Remuneration
118 Directors' Report
122 Statement of Directors' Responsibilities
123-217 Financial Statements
124 Independent Auditor's Report
132 Consolidated Statement of Comprehensive Income
133 Consolidated Statement of Changes in Equity
134 Consolidated Statement of Financial Position
135 Consolidated Statement of Cash Flows
136 Notes to the Consolidated Financial Statements
200 Parent Company Statement of Financial Position
201 Parent Company Statement of Changes in Equity
202 Parent Company Statement of Cash Flows
203 Notes to the Parent Company Financial Statements
208 Financial Reconciliations
213 Glossary of Terms
215 Shareholder information
217 Company Information

At a Glance

Our purpose

To provide motor insurance based upon a fair, risk-based pricing model.




For more information go to page 36

Our aim

To generate excess capital and return this to shareholders or reinvest in the business to increase future returns.

Our values

Fair to customers
Fair to our people
Fair to the planet
Fair to partners
Focused on our strategy



Our Business

Our products

c.266k

In-force policies
2023 | c.290k



Motor vehicle
81.6%



Motorcycle
14.3%



Taxi
4.1%

Our channels

c.60%
through brokers

Indirect distribution

The Group has established a broad network of almost 1,000 insurance brokers across the UK, meaning that our policies often sit behind well-known household names.

c.1,000
Insurance brokers
across the UK

c.40%
through direct brands



Price comparison websites

We work with all the major price comparison websites ("PCWs"), including Compare The Market, Moneysupermarket.com and GoCompare.

Almost all of our policies initiate on a PCW, whether sold through our direct brands or our network of brokers.

We also sell to customers via our direct brand websites, and through our broker partners' branded sites, to give us an exceptionally wide coverage of distribution channels.

Our people

167

Dedicated employees
with over 800
years' experience
between them



Our success would clearly not be possible without the dedicated support of the whole Sabre team."

Geoff Carter
Chief Executive Officer



For more information
<https://sabreplc.co.uk>

The Sabre Journey

How we support our customers

Choosing the right policy


Most customers will find the right policy for them by entering their details into a price comparison website and choosing their policy based on a comprehensive list of quotes from a number of insurers. Others may contact a broker via telephone or their branch office. We aim to provide a fair price for almost everyone who requests a quote, meaning that we can service customers others can't reach.

Buying a Sabre policy

We sell policies directly to customers through our brands GoGirl and Insure2Drive, and through insurance brokers, meaning that our policies often sit behind well-known household names. This diverse distribution network allows us to provide our policies to the largest possible customer base, and gain direct customer insights through operating our own brands.

Being a Sabre customer

Whether you buy a policy through Sabre's direct brands or through a broker, you can be assured of excellent, expert customer service. Our direct brands are managed through a specialist, UK-based call centre while our network of brokers operate to the quality expected by some of the UK's largest customer brands.



The Sabre Journey continued

If the worst happens

Sabre's dedicated claims handling team are experts in their field, targeting fast, fair claims payments. We thoroughly investigate claims to ensure that honest customers continue to get the best deal possible. We operate a 'zero backlog', transparent culture, as we understand that no customer should be left in the dark when making a claim.

You're in safe hands

Sabre is a successful and profitable Group, with a very robust balance sheet. The Group holds considerably more capital than is required to meet its expected liabilities, and operates a low-risk model, meaning that you can be assured that we will be there when you need to make a claim.

Renewing your policy

Sabre has a bespoke, fully-automated pricing model, which means we have always priced policies fairly and do not hike prices on renewal.



For more information
<https://sabreplc.co.uk>

Investment Case

A resilient business

- Target margin above industry norm, reflecting a "higher-risk" book and focus on underwriting profitability, meaning even in years where costs are significantly greater than expected, the Group has been able to deliver an underwriting profit.
- Underwriting discipline and focus supports early pricing action where market conditions change, meaning future claims costs are fully covered and underwriting performance can recover quickly from one-off shocks.
- Motor insurance is a compulsory purchase for motorists. As a specialist provider, primarily in non-standard markets, Sabre has a strong defensive position.
- The Group is required to hold excess capital, which is known as its Solvency Capital Requirement ("SCR"). In addition, the Group prefers to hold regulatory capital at between 140%-160% of this requirement. The Group holds a significant excess of assets over liabilities, providing a strong balance sheet able to withstand the most extreme foreseeable shocks.

IFRS profit before tax

£48.6m

2023 | £23.6m

Low-risk and capital-light


- The Group looks to balance earnings generation with effective risk management, limiting the amount of regulatory capital required to be held.
- The Group invests in government-backed assets and highly rated corporate bonds. These assets fuel the Group's exceptional target underwriting returns.
- Reinsurance is used to limit exposure to individual large claims. This reduces year-on-year volatility and the capital that the Group is required to hold.

Post-dividend solvency
capital ratio

171.1%

2023 | 170.9%

Long and
medium-term
opportunity



Investment Case continued

Reliable dividend flow

- This year, the Group has announced its intention to distribute further additional capital by way of a share buy-back.
- Sabre's core business is fundamentally capital-generative. The majority of capital generated by the Group has historically been returned to shareholders by way of an ordinary and special dividend.
- Since IPO the Group's dividend payout ratio has remained above 95.0% of earnings.

Total dividend in respect of 2024

13.0p

2023 | 9.0p

Optimised for growth

- Sabre's market share represents a very small share of the total motor insurance market (less than 1% of c28m motor policies), leaving considerable scope for market share growth when market conditions are favourable.
- A technologically-focused approach to underwriting excellence, constantly optimising pricing opportunities while deploying best-in-class underwriting and claims teams.
- We consider entering new partnerships in complementary areas (such as the Motorcycle and Taxi products).

Premium growth

5.0%

2023 | 31.4%



For more information
<https://sabreplc.co.uk>

Market Context

Underlying market conditions

Cyclicality in the UK motor insurance market

The UK private motor insurance market has historically exhibited pricing cyclicality driven by competitive dynamics, as well as social, economic and regulatory factors.

In times of lower competitive intensity, price levels tend to rise. However, pricing increases typically enhance industry profitability, resulting in industry participants reducing prices to increase volumes and new entrants joining the market.

This increased competition can cause prices to fall, which can reduce underwriting profitability across the industry and may, in turn, lead market participants to reduce volumes or seek to exit the market, reducing competitive intensity and leading to prices rising again.

The pricing cycle can also be impacted by regulatory changes, such as pricing interventions or restrictions on claimant activity.

Current market conditions

Motor insurance pricing in the UK entered a downturn in 2018, with average premiums dropping by 14% between Q1 2018 and Q1 2022. Over the same period, the Consumer Prices Index ("CPI") increased by over 10% and, in Sabre's view, motor insurance claims costs increased even further.

This cycle downturn was far longer than normal, which was driven by a 'normal' downturn, then impacted by ongoing influences of the UK's exit from the European Union, COVID and the high inflationary period.

Pricing started to recover in Q2 2022 and increased rapidly until Q1 2024, over which time the CPI-adjusted average premium charged by the market had recovered to 2017 levels. Since Q1 2024, market prices have decreased, particularly in the second half of the year.

It is Sabre's view that the price increases up to Q1 2024 went some way to covering the increasing costs of claims, but that they are in no way excessive as compared to the costs of providing cover in the UK. With price increases having slowed or reversed since Q1 2024, we consider the market is likely to be under-pricing policies, and therefore a further correction to market pricing is required.

Drivers of cost inflation

In previous years, we have described why claims cost inflation was significantly ahead of wider economic inflation. We still see evidence that claims costs across the motor insurance industry are rising, even as wider economic inflation has slowed. Key elements driving inflation include:

- Care costs for seriously injured people
- Wage inflation
- The costs of car parts
- The costs of hire vehicles and extended hire periods
- Industry levies, such as that paid to the Motor Insurance Bureau and into the Financial Services Compensation Scheme

The outlook for inflation

It is not possible to predict exactly how cost inflation will develop; however, we have identified several factors which will impact costs going forward:

- Care cost inflation, which is largely driven by wage inflation for care workers, could rise significantly as the potential pool of care staff from around the world remains suppressed, and minimum wage and national insurance rises take effect
- There is some indication the costs of car parts will continue to rise. The current geopolitical climate, including conflicts and potential tariffs, may impact supply chains
- Used car prices have stabilised
- The cost of hire vehicles is impacted by the time taken to carry out repairs. If part availability increases, rental costs could reduce
- The total impact of whiplash reforms enacted in 2021 remains uncertain
- We expect industry levies to continue to rise in line with increases in the expected costs of compensating the victims of uninsured drivers
- Energy costs increases can impact elements of the claims supply chain, such as repair costs

What does cost inflation mean for Sabre?

Cost inflation is factored into Sabre's policy pricing - we charge an amount based on what we expect to pay out over the period of that policy (generally 12 months), factoring in our view of inflation. As all the inflationary factors are market-wide, we expect that market price increases will reflect this inflation, but, as discussed earlier, this has come in 'jumps' as the market transitions from 'soft' to 'hard'. Lower than expected inflation can be beneficial to earnings, as pricing assumptions can turn out to be conservative.

Market Context continued

Current market focus

Sabre's business model is designed to withstand, adapt to, and thrive over the long term within a changing environment.

Political and regulatory

2024 has been a period of relative calm for new regulatory rules within the general insurance industry, with recent enhancements such as Consumer Duty, Operational Resilience and the General Insurance Pricing Practices rules being bedded in. Overall, compliance with the new rules has added a small amount of cost, but has required no material change to the business, given most rules reflect, in substance, general good practice within the industry.

The wider political and regulatory landscape does carry some uncertainty as we move into 2025, although Sabre is well-placed in all aspects of this. In particular, we note:

- The UK Government has announced a task force to tackle the rising costs of motor insurance within the UK. It appears the focus, sensibly, is on identifying the drivers of rising costs and tackling those. We will continue to engage fully with this process.

- The Financial Conduct Authority has announced a review of the provision of premium financing (paying via monthly instalments) by insurers, brokers and specialist agencies. Sabre provides premium financing directly to a proportion of customers on its direct brands, which account for fewer than 20% of Sabre's total customers. In 2024, income from instalment interest made up less than 2% of the Group's insurance revenue.

We are aware that there appears to be an increased regulatory focus on the value presented by non-core products ("add-ons"). While these do not form a significant part of Sabre's income or strategy, we watch with keen interest developments in this area. We have complied fully with all current requirements, including the Consumer Duty. As part of our focus on customer fairness, we have ensured that our target margins are consistent across all of our products. We present a statement of compliance with the Consumer Duty on page 65 of this Report.

Economic

For Sabre, and much of the insurance market, the two most significant macro-economic factors remain inflation and interest rates. Inflation is discussed at some length throughout this Report, with costs rising related to both claims and operational costs, such as salaries and maintenance of the Group's IT network. The increase and decrease of interest rates has little real-world impact for Sabre, as invested assets are primarily fixed-rate bonds which the Group holds to maturity, meaning the cash flows from these bonds are known at purchase and are not affected by temporary reductions in their value. The impact on the Group's balance sheet strength is also small, as the Group's liabilities have been discounted to reflect the time value of money - and the impact of this discounting is inherently linked to risk-free yields.

Social

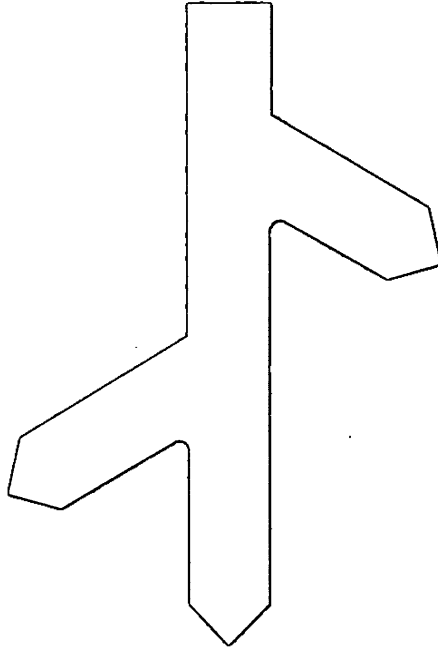
In the past two years' Annual Reports, we have noted that as individuals' spending power declined, all companies must consider the impact that their actions will have on society, as well as the impact that this societal change will have on them. Sabre has always aimed to price its policies fairly, not exploiting any group of customers while fairly reflecting increased costs. This is underlined in the Group's adherence to the robust Consumer Duty rules with which we will continue to comply fully. Selling a product that is effectively compulsory, rather than being reliant on discretionary spend, means that Sabre has historically shown great resilience during periods where customer spending power has reduced. In addition, the Group's exceptionally strong controls over claims spend has mitigated increases in fraudulent behaviour, which is sometimes a feature of a challenging economic environment.

We continue to do our best to support customers in financial difficulty, while providing easy access to fairly priced insurance for everyone.

Technological

Technological change continues apace, not only in the means of propulsion in vehicles switching from internal combustion to electric, but in the way that insurance is developed, marketed and sold to consumers. We continue to invest in cutting-edge pricing techniques, as well as partnering with some of the most technologically advanced distributors within the insurance market, ensuring that our policyholders get the fairest price and enjoy the best possible customer experience. In particular, developing increasingly sophisticated pricing infrastructure is key to achieving our ambitious plans for 2030.

A fair and focused business



Focused on our strategy

Our strategy is simple, clear and well understood by our stakeholders. This is discussed in detail on pages 12 to 13, but can be distilled further into one thing: focus. Focus on profitability through obsessive management of our pricing and rigorous discipline. Focus on long-term growth by engaging in the right development projects of the right time, drawing on our core strengths. Focus on attracting and retaining top talent to achieve all of this. And, more recently, focus on the wider needs of stakeholders through our sustainability and responsibility programme.

Fair to customers

At the core of our business sit our customers. Fair treatment of our customers is ingrained in the DNA of our business, be it through provision of high-quality insurance at a fair price, fast and efficient handling of claims or high-quality customer administration through our UK-based call centre. Sabre's greatest asset is the talented group of individuals who keep the business running every day, from the pricing and product teams generating our cutting-edge pricing, through to the expert claims team achieving fair customer outcomes while robustly managing fraudulent claims. We strive to place the right people in the right role at the right time, while maintaining a happy and safe working environment.

Fair to our people

Sabre's greatest asset is the talented group of individuals who keep the business running every day, from the pricing and product teams generating our cutting-edge pricing, through to the expert claims team achieving fair customer outcomes while robustly managing fraudulent claims. We strive to place the right people in the right role at the right time, while maintaining a happy and safe working environment.

Fair to the planet

We recognise that all organisations, big and small, have a responsibility to act in the best interests of our environment and society as a whole. We have set out a road map to net zero, which includes making changes now to minimise the impact of our business on climate change. We believe that companies can be a force for good, and through our Charity Committee we support local organisations who we believe make a real difference to people's lives.

Fair to partners

We enjoy excellent working relationships with all of our partners, including our brokers, key suppliers and outsourced operations. Through the challenging period of the last two years, we have worked closely with our partners to assist in their continued success.

Our Business Model

Our inputs

- 1. Experienced management and operational teams
- 2. Proprietary data
- 3. Strong broker relationships
- 4. Analysis and pricing expertise

How we manage risk

Underwriting discipline

Sabre's team of actuaries and underwriting experts calculate the right price for each policy which will, on average, generate the Group's target margin.

This requires access to high-quality data, cutting-edge pricing tools, personal expertise and a sharp focus on achieving target margins.

Distribution

Sabre employs a diversified, multi-channel distribution strategy through broker partnerships and selling direct to customers through the Group's direct brands, Insure2Drive and GoGirl. The vast majority of new business in the UK market is sold through price comparison websites, and so setting the right price in this highly competitive market is critical.

Claims handling

Sabre's emphasis on the technical aspects of claims handling draws on over 800 years worth of experience, encompassing cutting-edge fraud mitigation, excellent cost control and a high-quality experience for claimants.

Value creation

Strong cash generation

Our underwriting discipline and streamlined operating model gives us confidence that we can deliver our target dividend payout ratio of a minimum of 70% of IFRS profit after tax.

IFRS profit after tax

£36.0m

Premium growth

We anticipate high growth in gross written premium across the insurance cycle, while maintaining our target combined operating ratio.

Gross written premium

£236.4m

Maintaining expertise

We continue to refine our underwriting model to drive increasingly accurate, customer-focused pricing. We aim to retain and develop superior levels of expertise in underwriting and claims management at all levels within our business.

Risk management

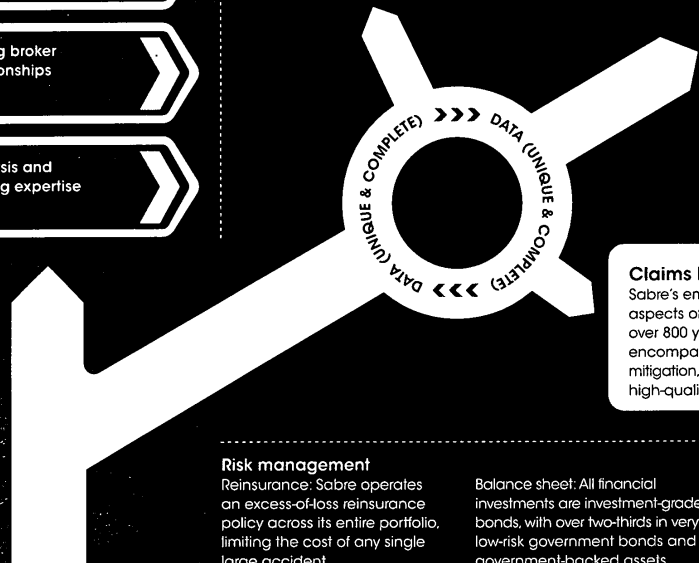
Reinsurance: Sabre operates an excess-of-loss reinsurance policy across its entire portfolio, limiting the cost of any single large accident.

Balance sheet: All financial investments are investment-grade bonds, with over two-thirds in very low-risk government bonds and government-backed assets.

Core operations

Sabre's focus on its key strengths and the experienced leadership team has built highly efficient underwriting and claims management processes, with

routine, volume-dependent tasks being outsourced to expert partners. This allows for a low expense base, which can flex in line with business volumes.




Our Strategy

Our clear framework

Disciplined underwriting

- Actuarially driven pricing strategy utilising an agile proprietary model.
- Risks individually priced using Sabre's advanced pricing algorithm, built upon many years of data collection and expert analysis.
- Unique and extensive catalogue of claims data, compiled from more than 20 years of successful, consistent underwriting.
- Robust and extensive claims management operation, combined with counter-fraud expertise.



Risk management

- Focus on maintaining acceptable underwriting risk while minimising exposure to other risks within the business.
- Maintain sufficient capital to allow operational resilience and meet regulatory requirements under all reasonably foreseeable outcomes.
- Exposure to large individual claims is managed through prudent use of reinsurance.

Our Strategy continued



Controlled growth

- Sabre grows where market conditions allow, without compromising profitability.




Operations

- Non-core operations are outsourced, while expertise is retained in-house.
- This allows for a flexible expense base, which can absorb some operating leverage strain if the Group decides to slow growth during periods of unfavourable market conditions.
- Our team consists of talented people making good decisions every day.



Distribution

- Brokers account for approximately 60% of the gross written premium in 2024, with the remainder being sold through our direct brands, Insure2Drive and GoGirl. Broker relationships allow us to leverage their well-established brands, customer relationships and retail pricing capabilities. Direct brands ensure we can offer products to customers not served by traditional brokers, while allowing a direct line of sight to customer and price comparison site data.



Ambition 2030

Sabre has ambitious medium-term growth plans

to increase profit to £80m by 2030

These growth plans will be driven by initiatives that stay true to Sabre DNA – high-margin underwriting activities.

Growth will not be linear – and will accelerate and decelerate in various market conditions.

These plans do not require capital investments to be achieved – the foundations have been laid over the last two years.

What's new?

We are making use of three core concepts in setting our ambitious growth target:

1. We will target profit growth through balancing income and margin, while maintaining underwriting discipline.
2. We will accelerate growth by competing for additional, slightly lower-margin business, without compromising the profitability of our current book, enabled through technology.
3. We are now ready to expand our motorcycle product distribution, primarily through the launch of our 'Sabre Direct' brand and additional broker relationships.

Ambition 2030 continued

Key strategic objectives



£80m profit before tax by 2030



Core Motor
Increase Profit

- Efficiency of Direct Distribution

- Expansion of Competitive Market



Motorcycle
Increase Profit

- Direct Motorcycle **SabreDIRECT**

- Broker Motorcycle

Continued controlled expenditure



We were delighted to bring our growth plans together in our Ambition 2030 strategy and to showcase the excellent progress the Sabre team has made in putting in place the supporting technology stack.”



Ambition 2030 continued



Expansion of competitive market

- For the existing portfolio, our current margin is appropriate because of the relatively higher risk profile.
- For less 'higher risk' business, a modestly lower margin is appropriate.
- By targeting a slightly lower margin, the competitive footprint will be materially larger.
- Sabre already quotes for almost all risks and writes business across the spectrum.
- This development leverages existing skills, data and strengths.

What does this mean in practice?

- We will continue to target our existing loss ratio and margin on our current competitive footprint.
- We will target a slightly higher loss ratio on lower risk business to allow us to pick up incremental business - moving down the 'risk curve'.
- Overall loss ratio will increase as a result, but margin will be less impacted as expenses are diluted.
- We will utilise our next generation pricing, facilitated by the new Insurer Hosted Pricing ("IHP") infrastructure.
- Pricing will be cautiously tested and rolled out during 2025.



Our motorcycle business

- In Q1 2025, we will start to expand our presence in motorcycle.
- Sabre currently serves less than 3% of the motorcycle market (by volume).
- Launch of Sabre Direct, a new direct, online only, brand in Q1 2025.
- 100% online sales and servicing - a market first. Webchat support available, resourced by existing Sabre colleagues.
- Launch with additional brokers in 2025, alongside continuing to work closely with our existing distributor.

Sabre DIRECT

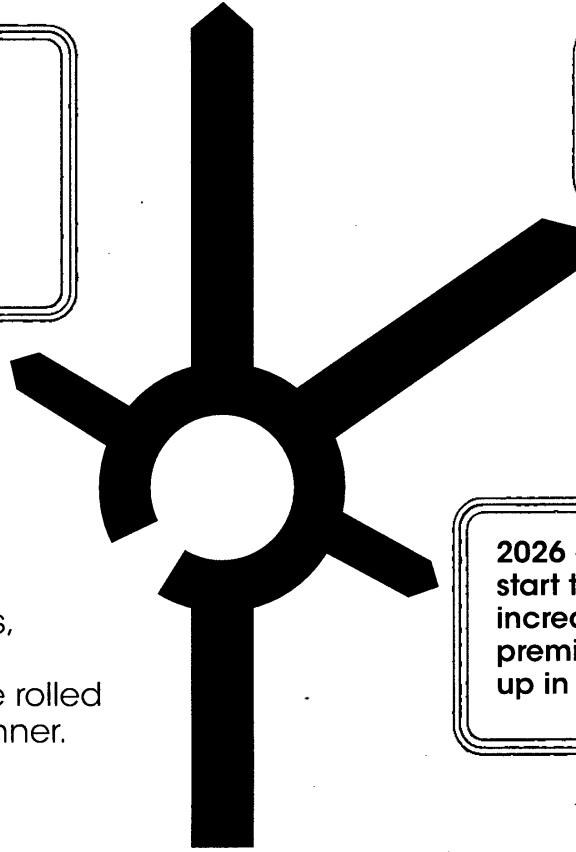
Ambition 2030 continued

All foundations for these initiatives are already in place, having been developed over the past two years.


2025 will be a year of testing, transition and staged roll-out.

All initiatives leverage existing Sabre strengths, do not require capital investment and can be rolled out in a controlled manner.

2026 onwards will start to benefit from increased gross written premium, before a step up in absolute profit.



Chief Executive Officer's Review



We have delivered some excellent financial results for the year – a doubling of profit compared to the previous year and growth of over 5%.”

Geoff Carter
Chief Executive Officer

Record premium levels, profit doubled and attractive capital returns

In our 2023 Report we outlined our key expectations for 2024:

- Business we wrote in 2023 would earn through at attractive margins, delivering an increase in profitability in 2024.
- Market pricing discipline would hold, allowing us to grow further.
- We would continue to develop insurer-hosted pricing (“IHP”), allowing us to deliver increasingly sophisticated pricing.
- Expected to add new Motorcycle distribution partners.
- Continued focus in 2024 would be on ‘below the radar’ developments as we continued to invest in our pricing and claims capabilities to maintain our position as a leading motor insurer.

I am pleased that many of these happened as we hoped. Business written in 2023 and 2024 did indeed earn through at attractive margins, market pricing discipline held in the first half of the year, facilitating good growth. We have been able to put our IHP development into context, alongside our motorcycle development plans, as part of our Ambition 2030 strategy. More details on these are provided on pages 14 to 17.

Chief Executive Officer's Review continued

Gross written premium

£236.4m

2023 | £225.1m

IFRS profit before tax

£48.6m

2023 | £23.6m

Reflections on 2024

2024 was a considerably more straight forward year than the recent, turbulent past. In the past year we have been able to focus fully on developing the business rather than having to deal with the consequences of generational shocks such as COVID or extraordinary increases in cost inflation.

We have delivered some excellent financial results for the year – a doubling of profit before tax compared to the previous year and growth of over 5% despite market pricing softening in H2. This is clear evidence of a strong return to form for the business.

Within this result we are particularly pleased with the core Motor Vehicle performance at a 56.1% loss ratio and that Motorcycle is now delivering the planned performance at a 58.6% loss ratio.

While Taxi is much improved there are further improvements that are required if this is to be a long-term product for us.

We have continued to take a differentiated approach compared to the wider market. We deployed rate increases in line with our view of ongoing high single digit claims inflation, contrasting to a double-digit rate decrease across the market. This gives us confidence that strong financial performance is underpinned well into the medium term.

We were delighted to bring our growth plans together in our Ambition 2030 strategy and to showcase the excellent progress the Sabre team has made in putting in place the supporting technology stack. Core to the ambition is our intention to deliver a profit after tax in excess of £80m in 2030. Full details can be found on our website (<https://sabreplc.co.uk/investors/results-centre/>). Some key elements of this strategic evolution are:

- Flexing margins in a limited and controlled way on our existing core non-standard Motor Vehicle book to maximise absolute profit in different market environments.

- Drive growth by optimising the benefits of our IHP development by additionally targeting a slightly lower risk customer segment at an appropriately modestly reduced margin.
- Expand our Motorcycle distribution through bringing on new partners and the launch of a new direct brand.

Nothing here will undermine our ongoing commitment to underwriting and pricing discipline. Growth will not be linear and will accelerate/decelerate in different parts of the market cycle, while tracking towards our 2030 target. We will remain true to our core belief: "Profitability is the target, volume is an output".

Customers

We have continued to focus on delivering positive customer outcomes in several ways, which we believe also positions us well in the context of current regulatory focus.

Our pricing approach has always been to price all customer segments to a consistent margin requirement, and to minimise our dependency on ancillary product sales. To support this we have ensured our margins on all ancillary products are now in line with the margins we earn on the core product. The margin we earn on providing premium finance to our direct customers is consistent with this.

Much effort has been expended on enhancing our direct customer service offering, most specifically on the usability of our online customer service portal. This will improve the customer experience while reducing cost, allowing us to reduce premiums.

Chief Executive Officer's Review continued

Regulatory

We believe we have a low exposure to current areas of regulatory focus. Ancillary income is not a material part of profits and, as outlined above, we have ensured margins are modest compared to market norms and in line with our core products.

The change during the year to the Ogden discount rate, used in the valuation of large value personal injury claims, was welcome. While the direct financial impact is modest it should be helpful for future reinsurance costs.

Finally, the team has made excellent progress on the emerging operational resilience requirements.

Market

The UK motor insurance market remains a competitive and dynamic environment that delivers good value for the customers. We believe the market is still seeking equilibrium in pricing – it appears that some insurers believe that the pendulum swung too far with rate increases in late 2023/early 2024. However, it is clear to us that this has now swung too far the other way, with the continued price decreases later in 2024.

Our current view is that ongoing claims inflation has softened slightly as we have come through the year-end, but remains elevated. Our current best estimate is mid to high single-digit. Given this, our central assumption is that market rates will remain suppressed in H1, before increasing in H2 to protect 2026/27 results. Our approach will be unchanged – charge the appropriate price for our margin requirements. Our Ambition 2030 strategy outlines how we will flex slightly in different market conditions.

Capital and dividend

Our financial results have resulted in another period of strong capital generation. This performance has allowed us to declare a total dividend for the year of 13.0p per share, which is an increase of 44.4% on prior year total dividend of 9.0p per share.

I have also been pleased to announce our intention to execute our first share buy-back in 2025, through which we expect to return an additional £5m of excess capital to shareholders. As we set out in our 'Ambition 2030' strategy, our medium-term growth plans do not require this capital to be retained within the business.

People

Our success would clearly not be possible without the dedicated support of the whole Sabre team. We seek to recognise this hard work by maintaining a generous reward approach, including paying inflation-linked pay rises, annual performance-related and Christmas bonuses, employee share plans and free breakfasts. Moreover, we seek to treat people as individuals and to provide appropriate support where required.

We continue to operate a hybrid work approach with people expected to be in the office a minimum of three days a week (many are in much more). This works well for us, our people and our customers.

Environmental, Social and Governance ("ESG")

We continue to build on our ESG programme, with continued efforts across the firm to understand, monitor and minimise our impact on the environment. We have robust Governance in place across the firm and consideration of all stakeholders is

taken into account when making key decisions. With people being core to Sabre's success, we strive to make Sabre a welcoming and rewarding workplace for all and value greatly the range of contributions that can be made through employing a diverse workforce.

Outlook for 2025

We anticipate another strong year for profitability across Motor Vehicle and Motorcycle. Total gross written premium levels will be influenced by market dynamics, but we expect we will continue to write a good level of business. After a relatively slow start we have seen increasing momentum in later Q1 and are comfortable with the volume of business we are currently writing.

In the second half of 2025 we will start to roll out our Ambition 2030 pricing developments – we described at our recent Capital Markets Event that this will be on a cautious, staged basis. We would not expect a meaningful financial impact this year, but certainly do expect this to enhance growth in profit into the medium term.

We are genuinely excited by our future prospects, and I would like to extend my thanks to all my colleagues and the Board for support in these endeavours.



Geoff Carter
Chief Executive Officer

17 March 2025



Chief Executive Officer's Review continued



Our people are core to the success of the Group, and we seek to create a positive and collaborative working environment for all our employees."




For more information go to pages 47 to 51

Key Performance Indicators

How our KPIs link to Sabre's strategy


The most fundamental element of the Group's strategy is underwriting profitability, and, as such, our KPIs focus on measures of profitability – specifically net insurance margin, loss ratio, expense ratio, combined operating ratio and IFRS profit after tax. As the Group is focused on managing risk, maintaining an appropriate solvency coverage is also important, so solvency coverage ratio is considered a KPI.

The Group monitors its growth, and intends to grow when market conditions allow; as such, the level of gross written premium forms a KPI. Effective deployment of capital is an overarching element of Sabre's strategy, and is measured through return on tangible equity.

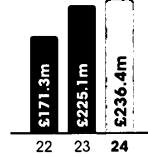
 For our strategy go to pages 12 to 13

How our KPIs link to Directors' remuneration

Executive Directors' and senior management's remuneration is based on both financial and non-financial measures, with a primary focus on the financial performance of the Group. This is achieved through a 'profit pool' whereby participants are entitled to a maximum bonus equal to a percentage of the Group's IFRS profit before tax, which is then modified according to performance against individual performance goals. The Group's Long Term Incentive Plan is underpinned by measures which include return on tangible equity and solvency coverage ratio. Each of the KPIs either contribute towards the Group's profit or report the Group's resultant capital position and are therefore aligned with this remuneration approach.

 For our remuneration report go to pages 105 to 117

Gross written premium £'m



What is it?
The total premium written by the business.

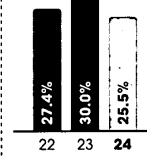
Why is it important?
Writing insurance policies is the Group's primary function, and the Group's margin targets dictate that on average all business written should be profitable. Therefore, in order to grow profit, levels of premium must be sustained or grown.

Aim
To grow premium over the medium term such that the profit target set out in Ambition 2030 can be achieved.

Links to Strategy
1 2 3 4 5

Principal Risks
1 2 3 4 5 6 7

Expense ratio %



What is it?
A measure of the Group's total operating expense as a proportion of the net earned premium.

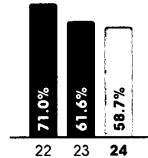
Why is it important?
This shows how efficiently the Group runs its operations. This is a broadly consistent measure across insurance companies, although it is important to note that not all other companies include their entire expense base when calculating this measure. Our reported expense ratio does include all expenses incurred by the Group.

Aim
To minimise expense ratio to the extent possible while maintaining a robust operating environment, such that the Group's combined operating ratio target can be achieved.

Links to Strategy
3 4 5

Principal Risks
1 2 3 4 5 6 7

Net loss ratio %



What is it?
Sabre's total claims expense (on an undiscounted basis) as a proportion of the net earned premium.

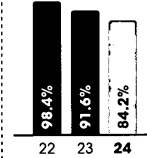
Why is it important?
This shows how much the Group pays out in claims for every pound of net premium earned. It is a useful comparator of relative underwriting strength and can be compared across years and against peers.

Aim
To achieve a sufficiently low loss ratio to achieve the combined operating ratio and net insurance margin targets.

Links to Strategy
1 4 5

Principal Risks
1 2 3 4 5 6 7

Combined operating ratio %



What is it?
Similar to net insurance margin, this takes into account only pure premium, claims, and operating expenses. Presented on an undiscounted basis.

Why is it important?
This is a common performance indicator used by similar companies, so will aid in allowing comparison across the sector.

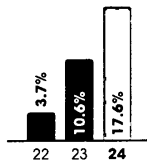
Aim
To contribute to the overall net insurance margin target, the Group needs to achieve a combined operating ratio of 80% - 85%, while ensuring an optimal level is reached to maximise profit before tax.

Links to Strategy
1 3 4 5

Principal Risks
1 2 3 4 5 6 7

Key Performance Indicators continued

Net insurance margin %



What is it?
A measure of the total profit generated through pure underwriting activities, taking into account premium-like income, such as instalment interest, claims expenses and operating expenditure. Presented on an undiscounted basis.

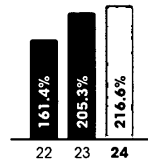
Why is it important?
Maintaining a profit margin within a target range ensures that the Group's top-line growth does not come at the expense of total profit, and highlights the Group's effective underwriting.

Links to Strategy
1 2 3 4 5

Principal Risks
1 2 3 6 7

Aim
We aim to operate with a net insurance margin of between 18% and 22%.

Pre-dividend solvency coverage ratio %



What is it?
The Group's solvency coverage ratio is the ratio of the Group's regulatory capital in a particular point in time to its solvency capital requirement ("SCR") for the same period, expressed as a percentage, stated before the final dividend declared in respect of 2024.

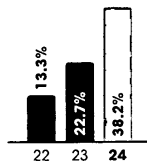
Why is it important?
The Group is required to maintain regulatory capital at least equal to its SCR. This is a measure of the balance sheet strength of the Group.

Links to Strategy
1 4 5

Principal Risks
1 2 5 6 7

Aim
To hold no less than 140% of the Group's SCR and, in general, no more than 160%.

Return on tangible equity %



What is it?
The Group's total IFRS profit after tax divided by the Group's average tangible net assets across the year.

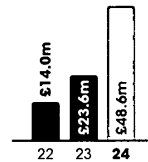
Why is it important?
This is a measure of the efficiency with which the Group deploys its assets, and is a useful comparable measure across different sectors.

Links to Strategy
3 4 5

Principal Risks
1 2 3 5 6 7

Aim
To make efficient use of the capital available to the business and achieve broadly consistent returns year-on-year.

IFRS profit before tax £'m



What is it?
A measure of the total pre-tax earnings of the Group, in accordance with prevailing accounting standards.

Why is it important?
Generation of profit is core to the Group's stated purpose and our Ambition 2030, which targets sustainable growth in IFRS profit over the medium term.

Links to Strategy
1 3 4 5

Principal Risks
1 3 5 7

Aim
Through careful management of expenses and skilled underwriting, to deliver growth in IFRS profit over the medium term such that we deliver an IFRS profit before tax of at least £80m in 2030.

KPI to IFRS reconciliations

For a reconciliation of KPIs to IFRS measures go to pages 208 to 212

- Links to Strategy
- 1 Disciplined Underwriting
 - 2 Risk Management
 - 3 Controlled Growth
 - 4 Operations
 - 5 Distribution

For our strategy go to pages 12 to 13

- Principal Risks
- 1 Insurance
 - 2 Operations
 - 3 Finance and Capital
 - 4 IT and Systems
 - 5 Regulatory, Governance and Compliance
 - 6 People
 - 7 Macro Risks

For our Principal Risks go to pages 24 to 33

Principal Risks and Uncertainties

Risk management

Managing risk effectively is core to Sabre's strategy and is integral to delivering sustainable long-term growth for its investors. The Board is responsible for prudent oversight of the Group's business and financial operations, ensuring that they are conducted in accordance with sound business principles, and comply with applicable laws and regulations, and to ensure fair customer outcomes. This includes a responsibility to articulate and monitor adherence to the Board's appetite for exposure to all risk types. The Board also ensures that measures are in place to provide independent and objective assurance on the effective identification and management of risk, and on the effectiveness of the internal controls in place to mitigate those risks.

The Board delegates the oversight of risk to the Group's Risk Committee, which is responsible for understanding the major risk areas and ensuring that adequate and effective internal controls are in place to manage the Group's risk exposure, and for providing oversight and advice to the Board in relation to the Group's risk exposure. Further information on the Group's Risk Committee can be found on pages 84 to 86. The Group's Risk Committee works closely with the Remuneration Committee to ensure that the management of risk is accurately reflected when making remuneration decisions.

Sabre has set a robust and proportionate risk management strategy and framework as an integral element in its pursuit of business objectives and in the fulfilment of its obligations to shareholders, regulators, customers, employees and suppliers.

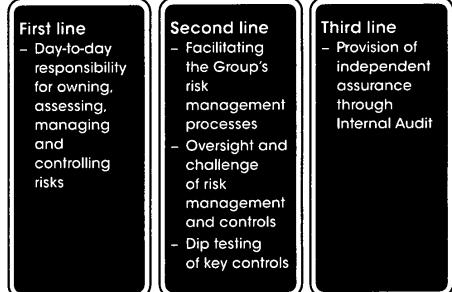
The Group's objectives regarding risk management are that:

1. All significant risks are identified, measured, assessed, prioritised, managed, monitored and tested in a consistent and effective manner across the Group;
2. Appropriate and reliable risk management tools (such as likelihood and impact indicators) are deployed to support the rating and the management of risks;
3. All Directors, management and relevant employees are accountable for managing risks in line with their roles and ensuring that the Group's reputation remains high;
4. The Group complies with all relevant legislation, regulatory requirements, guidance and codes of practice; and
5. The Board receives timely, dependable assurance that the Group is managing the significant risks to the Group.

Risk assessment, identification and evaluation

Sabre's assessment of risk is not static. The Board and management continually assess the risk environment in which the Group operates and ensures that Sabre maintains appropriate mitigation to remain within risk appetite. Management recognises that risks must be identified, monitored and mitigated appropriately, to ensure their negative impacts on the Group are minimised. While accepting that some elements of risk are core to the operation of the Group, it is important to identify and accept only the risks which the Group considers to be within its risk appetite. To do this, Sabre's Risk Framework is based on the common Three Lines of Defence Model which divides all functions within Sabre into three groups depending on their primary roles. By doing so it is possible to clearly define the boundaries around each function to ensure clarity of functional purpose and remit as well as guard against potential conflicts of interest arising.

Three lines of defence model



Principal Risks and Uncertainties continued

The risk management process at Sabre
 This section sets out the activities that we conduct to ensure that risks arising are identified and managed. The risk management process comprises five broad categories of activities:

1. Risk identification

There are various tools available, and activities undertaken within the Risk Management process which are used to identify risks. These include but are not limited to meetings, incident and loss event analysis, assurance reviews, thematic risk reviews, simulations and horizon scanning.

2. Risk assessment

Risk assessment involves rating risks at an inherent level (without controls) and a residual level (post controls). Risks are rated by likelihood and impact from a scale of 1 to 5.

- The impact areas for risk are defined as:
- Business process interruption
 - Customer outcomes
 - Earnings/financial/solvency
 - People and environment
 - Reputation and regulatory

3. Risk mitigation and controls

Identified risks are mitigated and controlled to reduce the likelihood of a risk occurring and/or reducing the impact of a risk should it occur. Controls can include but are not limited to implementing policies and operating procedures, authority and approval levels, segregation of duties, reconciliations, system restrictions such as password requirements, education, training and access authorisations.

4. Risk monitoring and Reporting

The output of Sabre's identification, assessment and mitigation activities is regularly monitored by responsible business areas and reported to senior individuals and committees at management and Board level to ensure appropriate visibility, discussion and challenge of matters relating to risk, including the Board's oversight of adherence to Sabre's risk appetite.

Key information such as key risk indicators, breaches, incidents, issues, and significant control weaknesses, is curated and shared across the relevant individuals and committees.

Risks and controls are reported through the Group bottom upwards, with management feeding into the Risk Management and Compliance Forum, which reports to the Group's Risk Committee, which then reports to the Board. Comments from the Board and Risk Committee Directors are given to management via the Chief Risk Officer, and, if required, by the Chief Executive Officer.

A Risk Dashboard is produced which covers the Risks, Controls, Risk appetites, Incidents and Emerging risks over the quarter.

5. Risk response and learning








When risks crystallise, or when Sabre's residual risk exposures increase, this is escalated to the appropriate individuals and committees; either through regular reporting or on an exceptions basis.



Principal Risks and Uncertainties continued

Risk universe

The Group uses a risk universe to aid in the identification of risks and to ensure that no risks are overlooked. Sabre has identified its risk universe as:

	Risks associated with the business of the Group – What we do as a Group, including claims, reserving, pricing and underwriting
Insurance	
	Risks associated with inadequate or failed internal processes and systems, or from an external event – How we operate, including product development and how we deal with suppliers, distribution and customers
Operations	
	Risks associated with the Group not being able to meet its financial and solvency obligations – How we use our financial resources, including capital management, investments, solvency and taxation
Finance and Capital	
	Risks that arise from the development, implementation, maintenance and utilisation of the technology ecosystem which includes infrastructure, software and cyber protections
IT and Systems	
	Risks associated with not complying with laws and regulations – How we act
Regulatory, Governance and Compliance	
	Risk associated with our employees – Who we are
People	
	Risks that arise from outside the Group such as climate, inflation or interest rate risk
Macro	

Risk appetite

The Board recognises that it is both necessary and desirable for the Group to assume and accept a level of risk in pursuing its strategy, but notes that this must be maintained within acceptable limits. The Group generally is risk-averse and operates the business to take advantage of its good utilisation of operational resources and its strong ability to price risks at a consistently profitable level. The Group does not tolerate risks which impact the Group's key objectives of the preservation of capital and the reliable and consistent performance of the Group across the insurance cycle. While developing its risk appetite, management considers its stakeholders, including customers, employees, regulators, shareholders and suppliers. Any residual risk with an impact of four and higher and a likelihood rating of four and higher is deemed to be outside the Group's risk appetite, and management will work to improve the controls to reduce the residual ratings of the risk. The risk appetite is reviewed by the Group's Management Risk and Compliance Forum and Risk Committee annually to confirm that it remains appropriate.

Emerging risks

The management of emerging risks is a key element of the Group's strategic risk management. The Group monitors external developments, including regulatory changes, industry trends, and changes in the economic environment, which would impact its risk profile. Emerging risk scanning provides a forward-looking view of the risks that have the potential to impact Sabre but have not yet crystallised. The Management Risk and Compliance Forum and Risk Committee review the Emerging Risk Log at each meeting, allowing the impact of the emerging risk to be mitigated where possible.

Risk culture

The Group has adopted the following principles to guide decision making throughout the Group and its attitudes to risk and its management.

1. The Group conducts its business with integrity, due skill, care and diligence and observes high standards of market conduct.
2. The Group organises and controls its affairs responsibly and effectively with sound risk management systems and procedures.
3. The Group treats its customers fairly and communicates with them in a way which is clear, fair and not misleading.
4. The Group manages conflicts of interest fairly, both between itself and its clients and between itself and reinsurers, brokers, shareholders and other stakeholders.
5. The Group manages risk in a cost-effective manner, subject to compliance with applicable legislation and regulatory requirements and effective management of risk exposures.
6. The Group's employees all play an active role in the management of risk.
7. The Group deals with its regulators and other supervisory bodies in an open and co-operative way, making full and open disclosure of risk events where appropriate.
8. The Group ensures that adequate processes and controls are in place to ensure that it meets the requirements of a listed company, including rules relating to disclosure, transparency and management of conflicts of interest.
9. The Group considers the needs of all relevant stakeholders in making material decisions.

Sabre's risk culture is formally reviewed on an annual basis as part of the work that feeds into the annual Chief Risk Officer report. This aims to provide an assessment and commentary on the prevailing state of Sabre's risk culture and highlight any areas for development where relevant.

Principal Risks and Uncertainties continued

Assessment of principal risks and uncertainties

The Directors confirm that they have undertaken a robust assessment of the principal risks and uncertainties, and emerging risks that the Group faces – this includes those that threaten the business model, future performance, solvency or liquidity of the Group.

Set out in the following table is an overview of the principal risks the Board believes could threaten the Group’s strategy, performance and reputation, and the actions management takes to respond to and mitigate those risks.

Having given both new and evolving risks due consideration, the Directors continue to consider insurance activity to present the most material risk to the Group, in particular the estimation risk of reserving and the ability to price premiums correctly.

Although Sabre is a UK-based business, global issues can have a significant impact on the Group. The Group has reviewed the impact on its risk profile from continued global instability and has updated the individual risks accordingly, notably increases in inflation and energy costs, and supply chain issues.

The following table shows the principal risks the Group faces, their impacts and how they are mitigated.

Insurance 1

Risk	Description	Mitigation
Pricing Change from prior year ↔ Link to strategy 1 2 3	Failure to price risks effectively can result in worse-than-expected loss ratios or significant unexpected changes in volumes of business written. Pricing considerations include appropriate estimation of the increasing cost of claims, through both historical trends, such as repair costs, and emerging considerations such as climate change and the impact of legal reforms.	The Group operates a highly sophisticated pricing model which is built upon fully tested scientific principles. The model is updated only when sufficient data has been collected and analysed to support a change. Management continually monitors the market for pricing developments but prioritises maintenance of appropriate margins over the volume of business written. We consider the impact in the changing profile of physical risks related to climate change in pricing our policies. Changes in the costs of claims settlements which could relate to climate change are captured in our normal-course reviews of policy pricing. The pricing of all new products is carefully assessed and closely monitored by the Chief Actuary and his team.
Reserving Change from prior year ↓ Link to strategy 1 2 3	Inappropriate estimation of the ultimate cost of claims incurred can lead to corrections in future periods which could have a detrimental impact on the Group’s capital position and profitability. Further, incorrect reserving can lead to errors in the pricing of new policies due to a poor understanding of the profitability of business already written. Estimates made in relation to inflationary, or potentially inflationary, factors such as legal reform, and climate change are equally relevant to reserving.	There is a consistent and cautious approach to reserving with a risk adjustment held above the actuarial best estimate. The Group’s actuarial function analyses and projects historic claims development data and uses a number of actuarial techniques to both test and forecast claims provisions. The Group also commissions an additional independent actuarial review on a triennial basis.

Key

LINK TO STRATEGY*	CHANGE IN RISK RATING FROM PRIOR YEAR
Disciplined Underwriting 1	Increase ↑
Risk Management 2	Decrease ↓
Controlled Growth 3	No change ↔
Operations 4	New risk ○
Distribution 5	

* Further information on the Group’s strategy can be found on pages 12 to 13

Principal Risks and Uncertainties continued

Insurance continued

Risk	Description	Mitigation
Claims handling Change from prior year ↔ Link to strategy ① ② ③ ④	The inappropriate handling of claims could cause customer detriment and financial loss for Sabre.	The Group has in place strong controls, authority levels, rigorous review processes and a robust internal claims training programme. Sabre uses outsourced specialists to deal with the first notification of loss and, as such, this ensures that the projected volume of claims which will be handled by the business is not in excess of the capacity of skilled claims handlers available to the Claims Team.
Large losses Change from prior year ↔ Link to strategy ① ②	A small number of random very large claims could have a significant impact on the short-term profitability and capital position of the Group.	Reinsurance is purchased on an excess-of-loss basis to limit the impact of large individual losses and catastrophic events.
Reinsurance Change from prior year ↔ Link to strategy ① ②	Should reinsurance become unavailable at an acceptable cost, the Group's profit would become considerably more volatile, and its capital position would suffer.	The Group ensures that pricing decisions are taken on the basis that the gross loss ratio should be preserved in the long term, such that reinsurers achieve satisfactory returns through their relationship with Sabre. This ensures the greatest possible appetite for reinsurers to renew Sabre's coverage. Sabre maintains an open and transparent relationship with all reinsurers on its panel.

Operations

Risk	Description	Mitigation
Customers Change from prior year ↔ Link to strategy ① ② ③ ④ ⑤	Failure of the Group to meet customer requirements or expectations.	Sabre's business is built around the customer, with the goal to provide access to fairly priced motor insurance. We want our customers to experience high-quality customer service and peace of mind. The Group has an established claims handling function and Actuarial Team ensuring that claims are appropriately handled, and pricing is fair. The Group has implemented the requirements under the Consumer Duty regulation, including a dashboard which is reviewed by the Board regularly. Additionally, a set of Key Performance Indicators has been introduced to assess the delivery of good customer outcomes and an Annual Consumer Duty Board Report, which details how outcomes have been monitored and delivered, is prepared, and approved by the Board.

Principal Risks and Uncertainties continued

Operations continued

Risk	Description	Mitigation
<p>Suppliers and outsourced operations</p> <p>Change from prior year</p> <p>↔</p> <p>Link to strategy</p> <p>② ④</p>	<p>The use of outsourced functions in routine operations, such as customer services, exposes the Group to the practices and procedures prevalent at the outsourced operation.</p>	<p>The Group monitors its outsourced operations closely, through regular audits and monitoring of key performance metrics to minimise customer detriment, financial damage and failure to meet regulatory requirements.</p>
<p>Product development</p> <p>Change from prior year</p> <p>↔</p> <p>Link to strategy</p> <p>④ ⑤</p>	<p>Sabre could fail in the implementation of new products and services. This could manifest in inappropriate pricing, poor provision of services to customers or failure to sell new products at expected volumes.</p>	<p>All material product developments have a project risk assessment completed ensuring that related risks are identified and, where possible, mitigated.</p>
<p>Failure of brokers (distribution)</p> <p>Change from prior year</p> <p>↑</p> <p>Link to strategy</p> <p>⑤</p>	<p>While the Group accesses the market through almost all retail brokers within the UK, much of its business is written through a relatively small number of large brokers. It is therefore particularly exposed to the failure of those brokers.</p>	<p>The Group monitors its exposure to its broker partners on a continual basis and regularly reviews the financial stability and solvency of its larger brokers.</p>
<p>Inefficient business processes</p> <p>Change from prior year</p> <p>↔</p> <p>Link to strategy</p> <p>① ② ④</p>	<p>Sabre's business processes could fail or be inefficient, causing business disruption or customer detriment.</p>	<p>Sabre has experienced employees and a supportive training environment to ensure processes are carried out as required. Any failures in the processes are reported and reviewed by management and any lessons learned are implemented.</p>
<p>Financial crime</p> <p>Change from prior year</p> <p>↔</p> <p>Link to strategy</p> <p>② ④</p>	<p>Financial crime, whether internal or external, could result in material loss of assets and significant reputational risk. Financial crime can include misappropriation of assets or fraudulent activity designed to misrepresent the financial performance or position of the Group.</p>	<p>Ownership and management of operational risks sit with the first line business functions. While substantial internal controls are in place to mitigate the risk of financial crime, the Group considers its culture and 'tone from the top' to be key in raising awareness of external crime, including training and limiting the risk of occurrence of internal financial crime.</p>

Principal Risks and Uncertainties continued

Finance and Capital

Risk	Description	Mitigation
Capital management Change from prior year ↔ Link to strategy ① ② ③	If the Group fails to maintain adequate solvency capital, this could result in regulatory intervention which may limit profitability or the ability of the Group to distribute capital. Some issues impact primarily on the solvency position but do not affect the trading result of the Group. Rapid growth in the business, such as that seen in 2023, can cause additional strain on the Group's capital.	The Group has strong governance in place to monitor its solvency position on a continual basis, including forecast solvency and scenario testing, primarily as part of the Group's Own Risk and Solvency Assessment ("ORSA") process. The Group ensures that key elements of judgement, such as reserving, are reviewed by the Audit and Risk Committees and undergo appropriate independent scrutiny.
Investments Change from prior year ↔ Link to strategy ② ③	The Group invests primarily in government-backed securities and other fixed-interest securities and is therefore exposed to the impact of interest rate movements on the value of these investments. The valuation and creditworthiness of such assets can be impacted by macro-economic factors, such as political uncertainty and economic factors.	The investment portfolio is relatively short term, limiting the impact of interest rate movements on the valuation of invested assets. The maturity profile of these investments is designed to match the pattern of outgoing claims payments, such that the impact of any movement in interest rates is mitigated by a converse movement in the value of claims liabilities, which are discounted. Sabre has an Investment Policy, and the appointment of an outsourced investment manager ensures that investment decisions are made on the basis of the most up-to-date and relevant information.
Accounting Change from prior year ↓ Link to strategy ② ④	Failure to comply with Accounting Standards. This being the second full year of reporting under IFRS 17, the associated inherent risk has reduced.	Finance processes are designed to minimise the risk of error in the Group's financial reporting. Sabre maintains straightforward and transparent accounting systems and invests in sufficient resources within the Finance Team to ensure the accuracy and consistency of financial reporting.
Taxation Change from prior year ↔ Link to strategy ② ④	Failure to comply with tax legislation.	Sabre engages with appropriate internal and external tax specialists and maintains a Corporate Tax Strategy (available at https://www.sabreplc.co.uk/about-us/corporate-tax-strategy/). Finance processes are designed to minimise the risk of error in the Group's reporting and payment of taxes.
Default payments Change from prior year ↔ Link to strategy ② ④ ⑤	The Group is exposed to counterparty default risk in four main areas: investment assets, amounts due from customers, amounts due from brokers, and amounts due from reinsurers. Failure to recover funds due from counterparties could result in write-offs which would reduce profit and could damage the Group's capital position. Similarly, excess exposure to poorly rated counterparties can increase Sabre's capital requirement. The creditworthiness of the Group's counterparties has been considered in the context of continued economic uncertainty. We have not identified any material deterioration in the quality of our financial assets and receivables.	The Group invests primarily in government-backed securities and a diverse selection of highly rated corporate bonds, which carry a very low risk of default. The Group operates a robust programme of credit control and performs due diligence on broker partners before the commencement of a relationship and then continually through the life of the relationship. The financial security of reinsurers is considered when selecting panel members and reviewed on a regular basis.

Principal Risks and Uncertainties continued

Finance and Capital continued







Risk	Description	Mitigation
Liquidity Change from prior year ↔ Link to strategy ② ④	Inadequate monitoring of liquidity could result in the inability to meet liabilities as they fall due.	The Group maintains a Liquidity Policy. The Group maintains sufficient cash reserves at all times to meet its best estimate of short-term liabilities and monitors this position continually. While the Group considers its investment portfolio to consist of actively traded assets and therefore liquid, it ensures that the maturity of its investment portfolio is matched to its ongoing cash requirement.
Investors Change from prior year ↔ Link to strategy ② ④	The Group fails to meet investor expectations.	The Group maintains dialogue with its investors throughout the year through its financial reporting, Annual General Meeting and investor roadshows. The Group has in place an experienced Management Team and Board to ensure the success of the Group.

IT and Systems

Risk	Description	Mitigation
Software and infrastructure Change from prior year ↔ Link to strategy ④	The Group operates bespoke IT systems and is reliant on the accurate recording, storage and recall of data. Failure of these systems could result in the business being unable to price or process new business or manage claims effectively. IT systems are supported by a third party and hosted in external data centres. This creates a dependency on these suppliers.	The Group operates a small number of key systems which are overseen by a highly experienced team of bespoke systems specialists. A robust backup and recovery plan is in place to ensure continuity of systems in the event of local system failure. The Group has sought to avoid any identifiable single points of failure and maintains continuity solutions for all key services.
Cyber attack and data breach Change from prior year ↔ Link to strategy ④	Loss of data, including personal data, could lead to significant financial or reputational detriment and there is the risk of not complying with the appropriate regulation. Theft of the Group's intellectual property could impact the ability of the Group to compete in the market. The rise in phishing attacks presents an escalating risk to Sabre, as attackers employ increasingly sophisticated tactics to compromise security that could severely impact business operations and data integrity.	The Group maintains several layers of security to ensure that perimeter and internal systems remain secure and resilient to attack. This approach includes controlling the access to data by our employees and the implementation of sophisticated monitoring systems. The Group utilises expert third-party companies and software to ensure data is always protected, and has implemented comprehensive security awareness training for employees, deployed multi-factor authentication (MFA) to access accounts and uses email filtering tools and system monitoring to reduce the risk of a phishing attack.

Principal Risks and Uncertainties continued

Regulatory, Governance and Compliance

Risk	Description	Mitigation
<p>Non-compliance with governance and compliance regulations</p> <p>Change from prior year</p> <p>↑</p> <p>Link to strategy</p> <p> </p>	<p>The Group is subject to a number of regulatory regimes, including prudential regulation by the Prudential Regulation Authority ("PRA") and conduct regulation by the Financial Conduct Authority ("FCA") and governance regimes, including The UK Corporate Governance Code, the Senior Managers' and Certificate Regime ("SMCR"), GDPR, Solvency II Rules and Consumer Duty.</p> <p>Failure to comply fully with prevailing regulation can lead to reputational damage and monetary or other sanctions which may impair the Group's ability to function.</p>	<p>The Group has an extremely low appetite for accepting any risk other than that which relates to the underwriting of its insurance policies, and therefore its decision making reflects this in relation to conduct risk and other regulatory and governance matters. The Group operates a risk management framework which is approved by the Board to control the Group's risks. The Group monitors governance and regulatory developments in the UK and closely monitors its exposure to regulatory and governance risks. The Group culture ensures the interests of our customers and the delivery of good outcomes are paramount. The Group's Head of Compliance reviews and monitors operational activity to ensure regulatory requirements are adhered to. The Group engages with both regulators on all relevant consultations.</p>
<p>Breach of legislation</p> <p>Change from prior year</p> <p>↔</p> <p>Link to strategy</p> <p> </p>	<p>The Group operates within the UK and is therefore primarily subject to the requirements of UK law. Further to those regulatory and data protection laws (discussed separately), the Group is exposed to employment law, Companies Act legislation and tax law. Non-compliance with laws can result in financial sanctions or impair the Group or the Group's Directors' ability to operate effectively.</p>	<p>The Group has established a robust risk management framework (including controls) and sets clear objectives to minimise the risk of non-compliance with all relevant laws and regulations. A review of all new material contracts is undertaken.</p>
<p>Risks associated with ESG</p> <p>Change from prior year</p> <p>↔</p> <p>Link to strategy</p> <p> </p>	<p>Sabre could fail to meet its key stakeholder expectations, or legislative or regulatory requirements related to ESG. Also, Sabre sees risks attached to societal factors relating to ESG such as a lack of diversity.</p>	<p>The Group has a strategy regarding its customers, people, community, partners and environment. ESG remains on the Board's agenda and the Chief Financial Officer is the Board Director responsible for ESG. Further information on this can be found in the Responsibility and Sustainability section of this report on pages 44 to 64.</p>

Principal Risks and Uncertainties continued

People

Risk	Description	Mitigation
People and culture Change from prior year ↔ Link to strategy 4	The quality of our employees is central to the success of Sabre, and the potential loss of employees or the inability to recruit quality employees may have an adverse impact on the performance of the Group.	Sabre seeks to create a positive and collaborative working environment and endeavours to attract, retain and develop its employees by creating a hardworking and enjoyable work environment, induction and on-the-job training, annual appraisals and pay reviews, offering benefits and discounts and running wellbeing initiatives. Sabre has an appointed Non-executive Director who is responsible for engagement with employees, runs employee roundtables with the Chief Executive Officer and has an active Charity and Social Committee, which enables employees to be involved with the local community. Further information on this can be found in the Our People section of this report on pages 47 to 51.

Macro

Risk	Description	Mitigation
Climate change Change from prior year ↑ Link to strategy 2 4	The risk of climate change could have a negative impact on the earnings or financial position of the Group. For example, there could be an impact on the cost of claims in the long term. Further information on this can be found in the Responsibility and Sustainability section of this report on pages 44 to 64.	The Board has appointed the Chief Financial Officer to oversee the management of this risk and its impact on the Group is reviewed at least annually at the Group's Risk Committee. We have sought to integrate the consideration of climate risks within the Group's decision-making processes and continue to improve the clarity and usefulness of our disclosures around climate change. Further information on the Group's considerations relating to the environment and climate change can be found on pages 55 to 64 of this report.
Inflation and interest rate increases Change from prior year ↔ Link to strategy 1 2 3	Cost inflation remains high across the UK and global economy. In general, the costs related to insurance claims have experienced inflation above wider economic inflation, which peaked at over 12% in 2022 and has remained high by recent historic standards. We expect claims inflation will continue to increase pressure on claims costs and that there will be some residual impact of high inflation on the Group's overall cost base.	In setting insurance premiums and in calculating the expected cost of claims used for settling the Group's insurance liabilities, Sabre uses an up-to-date assessment of the current claims and wider inflationary environment. We expect market pricing to adapt to this increasing cost base and therefore any price rises applied should have a low impact on our competitiveness in the medium term. We will continue to monitor and model the changes in costs and adjust our prices accordingly.
Geo-political instability Change from prior year ↑ Link to strategy 2 3 4	At the time of writing the report, there was heightened global tension, including the conflict in the Middle East and the war in Ukraine. Although Sabre is a UK-based business, global issues such as these can have a significant impact on the Group.	The Group reviewed the impact of these events and have updated their ratings where impacted, notably its supply chain on both claims and general expenses, impact of inflation and energy costs. The Group continues to monitor the exposure and impact of these events.

Viability Statement

The Board considers the Group's financial status and viability on a regular basis as part of its programme to monitor and manage risk. In accordance with provision 31 of the UK Corporate Governance Code 2018, the Directors have assessed the Group's prospects and viability for the three-year period to 31 December 2027, taking into account the Group's current position and the potential impact of the principal risks.

The assessment period of three years has been chosen as it is in line with our business planning horizon. This is consistent with the time horizon projected for most scenarios assessed through the Group's annual Own Risk and Solvency Assessment ("ORSA") report (a requirement under the UK's Solvency regime), which sets out detailed considerations of the principal risks and uncertainties facing the Group and also considers the current and future levels of solvency and liquidity over the short and medium term with reference to the Group's preferred operating capital excess range of 140% to 160%. The cyclical nature of the motor insurance market and the nature of the Group's business, being writing one-year or less motor insurance policies, means that projecting for periods longer than three years creates material uncertainty; however, we do review longer-term strategic developments and emerging risks over longer time periods.

Assessing viability

In making its assessment, the Board took into account the potential impact of the principal risks that could prevent the Group from achieving its strategic objectives. The assessment was based on the Group's ORSA process, which brings together management's view of current and emerging risks, with scenario-based analysis and reverse stress testing to form a conclusion as to the financial stability of the Group. Consideration was also given to a number of other individual risks and events. In the Board's estimation these events would not plausibly occur to a level of materiality that would endanger the Group's viability. The assessment also included consideration of any scenarios which might cause the business to breach its solvency requirements which are not otherwise covered in the risk-based scenario testing.

Viability statement

Based on the consolidated financial impact of the sensitivity analysis and associated mitigating internal controls and risk management actions, as described in detail for each principal risk, the Directors concluded that they have a reasonable expectation that the Group will be able to operate within its solvency capital appetite and maintain sufficient liquid investments and cash reserves to meet its funding needs over the three-year period ending 31 December 2027.

Going concern

The Directors also considered it appropriate to prepare the financial statements on the going concern basis, as explained in the Basis of preparation paragraph in Note 1 to the Financial Statements.

The impact of inflation

The current economic environment is continuing to recover from a period of unexpectedly high inflation. Persistency remains uncertain and investment markets are vulnerable to increased levels of volatility. Interest rates remain materially higher than in the few years preceding 2022.

The Group and its operating entity have considered various stress scenarios related to inflation. These risk scenarios indicate that the current economic environment will not change the viability status of the Group and its operating subsidiary. The Group trades from a robust capital position and is expected to remain well capitalised under all reasonable financial and operational stress scenarios.

The impact of climate change

We discuss the impact of climate change in detail on pages 55 to 64 of this report. We have assessed the short, medium and long-term risks associated with climate change. Given the geographical diversity of the Group's policyholders within the UK and the Group's reinsurance programme, it is highly unlikely that a climate event will materially impact Sabre's ability to continue trading. More likely is that the costs associated with the transition to a low-carbon economy will impact the Group's indemnity spend, as electric vehicles are currently relatively expensive to fix. We expect that this is somewhat, or perhaps completely, offset by advances in technology reducing the frequency of claims, in particular bodily injury claims which are generally far more expensive than damage to vehicles. These changes in the costs of claims are gradual and, as such, reflected in our claims experience and fed into the pricing of our policies. However, if the propensity to travel by car decreases overall this could impact the Group's income in the long term, but this is not expected to be material within the viability period of three years. We do not consider it plausible that such a decrease would be as severe as the scenarios that we have modelled as part of our viability testing exercise.

This table shows some of the key scenarios modelled as part of our viability testing exercise, and the risks category to which they most closely relate.

The impact of cyber crime

In recent years, cyber crime has become more sophisticated, more frequent and more dangerous. For these reasons, it ranks highly amongst our principal risks and warrants particular consideration with regard to the viability assessment.

Viability Statement continued

Our modelling now includes a specific 'cyber attack' scenario, which takes an extreme view of business interruption, expenditure, and reputational damage that can be caused through a cyber attack. Given the Group's very strong capital position, diversified product distribution and sophisticated control environment, we have concluded that the Group would remain viable in the event of a severe cyber attack.

Some detail on the types of stresses modelled in each scenario is given below.

- Cyber attack: Temporary cessation in ability to write business, large fine, additional expenditure
- One-off major loss event: A significant immediate expense of unspecified nature
- Inflation: Increase in gross and net reserves, increase in loss ratio for 12 months, increase in operational expenses, decrease in premium
- Pricing and reserving errors: Increase in gross and net reserves, short-term significant increase in loss ratio
- Changing interest rate environment: Decline in bond values
- Reinsurance pricing, availability and exposure: Significant reinsurance rate increase and failure of a large reinsurer
- Broker failure: Loss of premium from largest broker for one year
- Temporary cessation in ability to write business: Significant reduction in premium for three months
- Loss of competitiveness: Shrink premium materially year-on-year
- We have also modelled worst-case scenarios which combine these events.

Note that each scenario tested assumes that the year-end dividend is paid as declared, and the proposed £5m share buyback is executed in 2025.

	Cyber attack	Large single expense	Excess inflation	Pricing and reserving errors	Changing interest rate environment	Reinsurance pricing, availability and exposure	Reinsurance - loss of USP	Broker failure	Temporary cease business	Loss of competitiveness	Reasonable worst case	Extreme worst case
Insurance		☑	☑	☑		☑	☑		☑	☑	☑	☑
Operations		☑	☑					☑			☑	☑
Finance and capital		☑	☑	☑	☑	☑		☑			☑	☑
IT and systems	☑								☑		☑	☑
Regulatory, governance and compliance									☑	☑	☑	☑
People			☑								☑	☑
Macro risks			☑		☑			☑	☑	☑	☑	☑

Section 172 Statement

Fair, risk-based pricing and reliable returns

Our purpose

To provide motor insurance, available to the widest possible range of drivers, based upon a fair, risk-based pricing model. To generate excess capital and return this to shareholders, or reinvest in the business in order to increase future returns.

Section 172 (1) Statement

This section of the Strategic Report describes how the Directors have had regard to the matters set out in section 172 (1) (a) to (f), and forms the Directors' statement required under section 414CZA of the Companies Act 2006.

Stakeholders and our Board

Sabre aims to provide high-quality motor insurance at a fair price, while making attractive returns for its shareholders under any market conditions. This can only be achieved through engagement with, and consideration of, all stakeholders including our employees, customers, suppliers and regulators.

Stakeholder engagement

The Board recognises that the needs and relevance of different groups of stakeholders can vary over time, and, as such, the Board seeks to understand the needs and priorities of each stakeholder as part of its decision making. This is integral to the way the Board operates.

Page 44 of the Strategic Report sets out who our stakeholders are and how our strategy impacts them. We further discuss how we engage with our key stakeholders, and our employees, on pages 44 to 64 of the Strategic Report.

Listening to the needs of stakeholders

The Board interacts with stakeholders through direct engagement as well as through information provided by Management.

Key engagement activities include:

- Appointing a Non-executive Director to be responsible for direct employee engagement, which involves meeting with employees throughout the year in order to discuss their concerns and views on the business.
- Review and assessment of the results of annual employee surveys.
- Engaging with shareholders: at the regular Management roadshows, attendance at investor conferences and through meetings with the Chair.
- The Board and management allow time for informal discussions with shareholders before and after the Group's Annual General Meeting. This is an opportunity to interact with smaller, non-institutional shareholders.
- Regular supervisory meetings between individual Board members and the Group's regulatory supervisory team, which facilitates wider discussion of the issues facing the insurance industry, as well as Group-specific matters.
- Reports from management to the Board on customer service, including complaints root-cause analysis and whether customer service metrics have been met.

Embedding stakeholder interests within our culture

Through informed discussion at Board level, Sabre's Executive Team carry forward stakeholder consideration into and throughout the business. Sabre operates a culture of openness and transparency, with management at all levels working among their teams, ensuring that the tone from the top is well embedded in the day-to-day operations of the Group.



Section 172 Statement continued

Ensuring stakeholder interests are taken into account

The Board takes its responsibilities under Section 172 of the Companies Act very seriously. The Board is aware that the Directors of the Company must act in good faith, and in ways that promote the success of the Company for the benefit of its members, and in doing so have regard to:

- The likely consequences of any decision in the long term.
- The interests of the Company's employees.
- The need to foster the Company's business relationships with suppliers, customers and others.
- The impact of the Company's operations on the community and the environment.
- The desirability of the Company maintaining a reputation for high standards of business conduct.
- The need to act fairly as between members of the Company.

This table demonstrates where further information on how the Board has met these responsibilities is disclosed:

Long-term results	Our Strategy pages 12 to 13 Chair's Letter page 67 Market Context pages 8 to 9 CEO's Review pages 18 to 20 Business Model page 11 KPIs pages 22 to 23 Principal Risks and Uncertainties pages 24 to 33 CFO's Report pages 40 to 43 Viability Statement pages 34 to 35 Audit Committee Report pages 80 to 83 Risk Committee Report pages 84 to 86
--------------------------	--

Our people	Business Model page 11 CEO's Review pages 18 to 20 Our People section of the CSR Report pages 47 to 51 Board Principal Decisions page 39 Chair's Governance Letter page 67 Remuneration Committee Report pages 90 to 93 Directors' Remuneration Report pages 105 to 117 Employee designated NED page 70
Stakeholders	Strategy operations page 13 Strategy distribution page 13 Strategic priorities pages 12 to 13 CEO's Review pages 18 to 20 Business Model page 11 CSR Report pages 44 to 64
Community and environment	CEO's Review pages 18 to 20 CSR Report pages 44 to 64 Directors' Report pages 118 to 121
Reputation	Strategy Report pages 12 to 13 CEO's Review pages 18 to 20 Governance Report pages 72 to 79
Fairness for shareholders	Strategy Report pages 12 to 13 Governance Report pages 72 to 79 Remuneration Committee Report pages 90 to 93 Directors' Remuneration Report pages 105 to 117

How s.172 is applied across our stakeholders

Shareholders

Underwriting performance

Delivering consistent and attractive returns on capital.

Risk management

Minimise volatility in result and maximise available capital.

Growth

Increasing value and absolute returns over time.

Operations

Enhancing operational efficiency and minimising cost.

Distribution

A flexible distribution model allows protection of bottom line throughout the market cycle and responds to emerging customer demand.

Our people

Underwriting performance

Stable business model allows for long-term, rewarding careers.

Risk management

Job security in a supportive, culturally sensitive environment.

Growth

Over time, internal opportunities to develop and grow with the business.

Operations

Skills-based operations allow for fulfilling employment. Conformity with best practice.

Distribution

Broker-led distribution retains technical skills in-house.

Section 172 Statement continued

Customers

Underwriting performance

Providing a quote for almost all potential customers, based upon the expected cost to us in providing that policy, irrespective of the individual's shopping or behavioural habits.

Risk management

Certainty that cover will be honoured and that the Group will retain the means to settle any claims which fall due. Comfort that we operate in line with all applicable laws and regulations.

Growth

Over time, scale benefits allow lower prices without sacrificing margin.

Operations

Efficient, consistent service from our claims and front-end administrative units, along with effective operational controls to allow for fast, accurate transactions.

Distribution

Obtaining a Sabre quote is easy, whether through a broker, price comparison website or direct through our brands, meaning almost everyone has access to a Sabre policy.

Partners

Underwriting performance

Cash-positive business makes Sabre a reliable counterparty.

Risk management

Certainty of liquidity to meet debts as they fall due.

Growth

Become an increasingly valuable trading partner over time.

Operations

Make timely, accurate payments to all suppliers.

Distribution

Fair, consistent terms with our distribution partners.

Regulators

Underwriting performance

Only underwriting business that will meet our target margins and generate appropriate regulatory capital.

Risk management

Maintaining capital headroom. Minimising conduct risk and ensure full compliance with legal and regulatory landscape.

Growth

Growing when the market allows, without sacrificing profitability or capital security.

Operations

Ensuring accurate, timely reporting and close monitoring of regulatory risk areas.

Distribution

Broker audits and on-boarding processes ensure a fully compliant customer journey.

Society

Underwriting performance

Providing access to insurance to as wide a group as possible, reducing the risk of uninsured drivers.

Risk management

Financial stability and strong balance sheet present lowest possible systemic risk.

Growth

Increasing employment in the local community, while monitoring our impact on the environment.

Operations

Ensuring efficient use of resources and managing the Group's impact on our local environment.

Distribution

Making our product available as widely as possible, at a fair price to all.



Section 172 Statement continued

Key Board decisions during the financial year ended 31 December 2024

The Board recognises the importance of making decisions in a manner which ensures that all the Group's stakeholders are treated consistently and fairly. This can be demonstrated through the key decisions made by the Board during the financial year ended 31 December 2024, as discussed below.

Strategy

During 2024, the Board signed off on the Group's new medium-term strategic plan, *Ambition 2030*, which is discussed on pages 14 to 17 of this Report.

This strategy underlined the Board's commitment to driving profitable, sustainable growth over the medium term without compromising the Group's strengths. The plan represents an evolution of the Group's core strategy. The Board continually reviews the Group's strategy against its best understanding of the needs of key stakeholders and in respect of *Ambition 2030*, considering the benefit to customers of being able to purchase Sabre policies at more competitive prices, shareholders who would benefit from growth in the business, and the positive impact on motivation of all the people within the business.

The Board held two 'strategy days' during the year, at which the strategy was assessed primarily against the needs of shareholders, customers, employees and the Group's regulators. The Board considered whether the Group's strategic objective not to sacrifice profitability over growth remained appropriate and concluded that the current, focused approach was likely to give the best long-term result for shareholders as well as the best prices for customers and the best level of customer service.

Distribution of capital

The Group's existing dividend policy states that an ordinary dividend will be paid based on 70% of the year's profit after tax, with the potential for additional capital to be distributed by way of a special dividend, as appropriate. The Board assessed whether to pay a special dividend on an annual basis once the result for the year is known. This decision is made primarily based upon the financial position of the Group, as demonstrated through its solvency coverage ratio, as well as projected capital needs and the wider economic and market backdrop. The Board considers this to meet the overriding need of all shareholders, customers, employees and the Group's regulators, for the Group to remain a solvent, viable trading entity under all reasonably foreseeable circumstances. The Board also makes a secondary consideration of the expectation of shareholders, understanding that many of the Group's investors hold stock in order to benefit from the strong dividend flow.

During 2024, the Board made the decision to declare a final ordinary and interim dividend in line with the Group's policy. Having reviewed the strength of the balance sheet and detailed capital modelling prepared by Management, the Board was satisfied that such a distribution was appropriate and in line with the expectations of the Group's stakeholders. The Board also decided to allow more flexibility in setting the method of distribution of excess capital, introducing the ability to execute share buybacks where this is the most effective use of capital, and to meet the needs of shareholders. The Board made use of this flexibility in early 2025, declaring the £5m buyback programme, subject to regulatory approval.

The Board has also reviewed the Group's dividend policy, following a review of capital distributions since IPO. This resulted in a revision to the policy, which increases the maximum ordinary dividend to 80% of profit after tax, subject to sufficient excess capital being available, and more specifically references the optionality to make use of buybacks when appropriate. The revised policy, effective from 2025 onwards, is:

- Ordinary dividend of 70% to 80% of profit from operations, net of tax
- Interim dividend of one third of the prior-year ordinary dividend

- Periodic distribution of surplus capital through either dividend, share buybacks or a combination of both, subject to capital not being required for growth
- Target post-dividend solvency coverage ratio of 140% to 160%


Pricing and inflation

The Board supported Management's data-led approach to managing pricing through a period of continued high inflation and low market-price increases. The Board challenged management's assessment of inflation and the setting of claims reserves in the context of continuing economic uncertainty and ensured that an appropriate balance was being struck between prudent and fair pricing for customers.

Investment in cyber-security

The Board recognises cyber-security as a key risk to the business and, as such, has supported management's plans to further enhance the Group's security infrastructure. This has included the recruitment of a Non-executive Director with specific skills and experience in this area as well as investment in a virtual Chief Information Security Officer ("VCISO") and dedicating increased resource to data protection and perimeter security. Cyber security benefits all stakeholders, in particular customers, who can take comfort that their personal data is held safely and securely.

Chief Financial Officer's Review



Delivering top and bottom line growth while staying true to our core strengths.

Adam Westwood
Chief Financial Officer

Highlights

	2024	2023
Gross written premium*	£236.4m	£225.1m
Net insurance margin*	17.6%	10.6%
Net loss ratio*	58.7%	61.6%
Combined operating ratio*	84.2%	91.6%
IFRS profit before tax	£48.6m	£23.6m
IFRS profit after tax	£36.0m	£18.1m
Solvency coverage ratio (pre-dividend)*	216.6%	205.3%
Solvency coverage ratio (post-dividend)*	171.1%	170.9%
Return on tangible equity*	38.2%	22.7%

* Alternative performance metrics are reconciled to IFRS reported figures on pages 208 to 212 of the Annual Report and Accounts

Gross written premium

£236.4m

2023 || £225.1m

IFRS profit before tax

£48.6m

2023 || £23.6m

Chief Financial Officer's Review continued

Executive summary

Sabre's financial performance in 2024 represents a strong return to form, with profit before tax – which remains the Group's primary metric and key focus for Ambition 2030 – having more than doubled since 2023, a result of higher written premium in 2023 and 2024 earning through and an improved net insurance margin resulting from stronger underwriting performance. Overall, we are just a fraction of a percentage point outside the Group's recently restated net insurance margin target of 18%-22%, with the year's strong improvement in current-year performance result being slightly offset by a small increase in prior-year claims costs.

This result is a great stepping-stone towards the Group's ambitious medium-term target – to reach a profit before tax of at least £80m in 2030. Alongside this, Sabre has generated significant capital and increased the total dividend payout by 44.4% while maintaining a very strong balance sheet, being well positioned to deal with whatever market conditions prevail during 2025 and to keep delivering market-leading profitability.

The Group has announced its intention to execute its first share buyback programme, worth around £5m, in 2025, subject to regulatory approval. This is an effective use of excess capital and underlines the Board's confidence in the Group's balance sheet strength and its capital-light strategic plan.

Insurance revenue

	2024	2023
Gross written premium	£236.4m	£225.1m
Movement in unearned element of liability for remaining coverage	£7.2m	(£40.6m)
Gross earned premium	£243.6m	£184.5m
Customer instalment income	£4.5m	£3.7m
Insurance revenue	£248.1m	£188.2m
Reinsurance expense	(£33.6m)	(£28.5m)
Net insurance revenue	£214.5m	£159.7m
Gross written premium by product		
Motor vehicle	£209.9m	£199.0m
Motorcycle	£9.7m	£11.8m
Taxi	£16.8m	£14.3m
Policy counts by product		
Motor vehicle ('000)	217	234
Motorcycle ('000)	38	44
Taxi ('000)	11	12

Headline premium growth of 5.0% across 2024 was weighted towards the first half of the year, with growth being allowed to slow as market conditions became less favourable from Q2 onwards, representing a cyclical softening of market prices. Having achieved sufficient growth in the first half, Sabre was able to avoid chasing market pricing down in the second half, preserving strong margins across the book while accepting a dip in premium and policy volumes, exactly in line with the Group's strategy.

The Motorcycle business remained healthy during 2024, with the last policies written by the Group's previous distribution partner having completely run off during the year, the gap in policies being completely filled by the Group's other distribution partner.

The Taxi book remained relatively stable, with further underwriting enhancements allowing a core of profitable business to be written, while not yet being ready to accelerate growth in the product given continued underpricing in the Taxi segment.

The 'unearned' element of the liability for remaining coverage represents the element of written premium covering future periods, which has the effect of smoothing gross earned premium ('GEP') (and therefore insurance revenue) over time, so where there is a big change in written premium, insurance revenue will change more slowly. Customer instalment income reflects the interest income charged on instalment policies and remains a relatively small percentage of the Group's total insurance revenue.



Chief Financial Officer's Review continued

Insurance expense

	2024	2023
Undiscounted gross claims incurred	£136.4m	£127.6m
Discounting ⁽¹⁾	(£6.9m)	(£8.2m)
Directly attributable expenses	£7.0m	£6.1m
Amortisation of insurance acquisition costs	£18.2m	£14.1m
Insurance service expense	£154.7m	£139.6m
Undiscounted reinsurance recoveries	£42.0m	£38.3m
Discounting ⁽¹⁾	(£8.4m)	(£9.8m)
Net insurance expense	£188.3m	£168.1m
Current-year net loss ratio ⁽²⁾	58.2%	64.3%
Prior-year net loss ratio ⁽²⁾	0.5%	(2.7%)
Financial-year net loss ratio	58.7%	61.6%
Net loss ratio by product		
Motor vehicle	56.1%	55.0%
Motorcycle	58.6%	73.3%
Taxi	95.7%	117.1%
Discounted ratios		
Discounted financial-year net loss ratio	55.4%	56.3%

(1) Includes discounting on Period Payment Orders ("PPOs")

(2) Calculation of undiscounted net loss ratio allows for the impact of discounting on long-term non-life annuities, Periodic Payment Orders ("PPOs"), consistent with presentation under IFRS 4

2024 saw a continuation of the strong loss ratio improvement trends from 2023, with Motor Vehicle continuing to perform at a loss ratio in line with our target and Motorcycle and Taxi both improving, albeit from a weaker position in the previous year. The current year loss ratio, which is a measure of the claims experience on policies which were in force during the year

has improved across the board, with an overall improvement of 6.1%. The prior year loss ratio has shown a small outward movement in 2024 – this means that the amount held for claims on the books at the end of the prior year has increased a little, whereas in 2023 it decreased (as is usual). This reflects some adverse experience on open claims within the year and we expect prior year experience to return to normal negative loss ratios in future years.

Directly attributable and acquisition costs have increased by c24.8%, which is primarily driven by a proportionate increase in insurance revenue, given these costs are mostly broker commissions and other directly attributable variable costs.

Other operating expenditure

	2024	2023
Employee expenses	£15.4m	£13.9m
IT expenses	£6.8m	£6.0m
Industry levies	£6.0m	£5.9m
Policy servicing costs	£3.2m	£2.5m
Other operating expenses	£3.9m	£4.4m
Before adjustment for directly attributable claims expenses	£35.3m	£32.7m
Reclassification of directly attributable claims expenses	(£7.0m)	(£6.1m)
Total operating expenses	£28.3m	£26.6m
Expense ratio	25.5%	30.0%

The expense ratio has improved significantly, by 4.5ppts, in 2024. This is mainly due to the recovery in expense leverage following a period of low premium in the preceding years. Absolute expenses have increased by approximately 8.0%, which is in part due to the impact of variable expenses, such as policy administration costs, certain data costs and levies. It is also a consequence of the high levels of inflation during the past three years, with the impact of high inflation not being felt immediately as contracts are renewed at staggered intervals.

Total staff costs, which is Sabre's largest category of expense, has increased by 10.8% year-on-year. This is partly a function of a 4.3% increase in average full-time equivalent headcount and an average pay increase of just over 6.7%. Staff bonuses were increased by approximately 26% in 2024, returning closer to 'normal' (pre-2022) levels, and executive bonuses, which are paid from a pool calculated as a proportion of profit before tax, also increased (see pages 105 to 117 for more details of executive remuneration).

Other income

	2024	2023
Other technical income	£0.7m	£1.2m
Interest revenue calculated using the effective interest method	£7.9m	£3.8m
Insurance finance expense for insurance contracts issued	(£8.4m)	(£10.2m)
Reinsurance finance income for reinsurance contracts held	£3.7m	£3.6m
Net insurance financial result	(£4.7m)	(£6.6m)

Other technical income, related to non-insurance revenue earned such as product fees (excluding instalment interest) and commissions, remains a very small element of the Group's income. Interest revenue reflects the yield achieved across the Group's investment portfolio. The significant increase in interest revenue reflects the higher yield gained through reinvesting matured assets as well as an increase in the total assets invested during the year. The Group's investment strategy remains unchanged, being invested in a low-risk mix of UK Government bonds, other government-backed securities and diversified investment-grade corporate bonds.

Fair value gains and losses are taken through other comprehensive income and largely reflect market movements in the yields of risk-free and low-risk assets. We do not expect to realise any of these market value movements within profit, as we continue to hold invested assets to maturity.

Chief Financial Officer's Review continued

Insurance and reinsurance finance income/(expense) reflects the run-off of discounting applied to insurance liabilities under IFRS 17. As cash flows move towards settlement, the total level of discounting is reduced and this reduction is reflected here. The slight reduction in this cost in 2024 reflects the discount rates applied at the point claims were incurred and is a function of the run-off patterns applied to claims costs when they are incurred.

Taxation

In 2024 the Group recorded a corporation tax expense of £12.6m (2023: £5.5m), with an effective tax rate of 25.9% (2023: 23.5%). The increase in effective tax rate is primarily due to the increase in the UK rate of corporation tax in April 2023. It is slightly higher than the current 25% UK rate of corporation tax because of a small (£0.6m) tax charge in respect of prior periods, related to the implementation of IFRS 17. The Group has not entered into any complex or unusual tax arrangements during the year.

Earnings per share

	2024	2023
Basic earnings per share	14.48	7.27
Diluted earnings per share	14.37	7.20

Basic earnings per share of 14.48p is proportionate to profit after tax. Diluted earnings per share is similarly proportionate to profit after tax, taking into account the potentially dilutive effect of the Group's share schemes. No shares have been issued or cancelled during the year.

Cash and investments

	2024	2023
Government bonds	£112.8m	£107.0m
Government-backed securities	£103.3m	£81.9m
Corporate bonds	£95.1m	£75.7m
Cash and cash equivalents	£31.3m	£35.1m

Total cash and investment holdings have increased given the growth in the business across 2024. The level of cash retained reflects Sabre's normal liquidity requirements and there has been no change in the overall investment strategy, with gilts and government-backed assets remaining the majority of the portfolio, with c.30% of invested assets held in investment-grade corporate bonds.

Insurance liabilities

	2024	2023
Gross insurance liabilities	£397.9m	£374.8m
Reinsurance assets	(£160.8m)	(£166.7m)
Net insurance liabilities	£237.1m	£208.1m

The Group's net insurance liabilities continue to reflect the underlying profitability and volume of business written. Generally, the gross insurance liabilities are more volatile and impacted by the receipt and settlement of individually large claims. The level of net insurance liabilities held remains broadly proportionate to the volume of business written along with the inflation applied to claims costs.

Leverage

The Group continues to hold no external debt. All of the Group's capital is considered Tier 1 under the UK regulatory regime. The Directors continue to hold the view that this allows the greatest operational flexibility for the Group.

Dividends and solvency

	2024	2023
Interim ordinary dividend (paid)	1.7p	0.9p
Final ordinary dividend (proposed)	8.4p	4.2p
Total ordinary dividend (paid and proposed)	10.1p	5.1p
Special dividend (proposed)	2.9p	3.9p
Total dividend for the year (paid and proposed)	13.0p	9.0p

The dividend proposed is in line with the Group's current policy to pay an ordinary dividend of 70% of profit after tax, and to consider passing excess capital to shareholders by way of a special dividend.

Along with these financial results, the Group has announced an increase in the maximum ordinary dividend to 80% of profit after tax, effective from 2025 onwards. This allows for an ordinary dividend much closer to historical levels of distribution.

Excluding the capital required to pay this dividend, the Group's SCR coverage ratio at 31 December 2024 is 171.1%.

We have announced this year that the Group intends to operate its first share buyback programme in 2025, distributing around £5m of excess capital, subject to regulatory approval. The Group's year-end SCR coverage ratio, excluding the capital required to fund this buyback, is 163.1%.



Adam Westwood

Chief Financial Officer
17 March 2025

Responsibility and Sustainability

A responsible and sustainable business

Operating Sabre as a responsible and sustainable business is a key element of our long-term strategy. We have developed a framework for our actions which forms an important reference point when directing the Group's activities. We are committed to our part in building a sustainable future.

Our Customers



go to page 45

Our Partners



go to page 46

Our People



go to pages 47-51

Our Shareholders



go to page 52

Our Community



go to pages 53-54

Our Environment



go to pages 55-64

Responsibility and Sustainability continued



Our Customers

Sabre's business is built around the customer, with a goal to provide access to fairly priced motor insurance for almost everyone. We want our customers to experience high-quality customer service and peace of mind.

Pricing

We price all of our policies based upon our estimate of the ultimate cost to us of providing that policy, including paying claims, administrative expenses and taking a consistent margin regardless of the premium level. Each uniquely priced policy is based upon our view of the risks presented by it, considering both the person and the vehicle insured. This assessment is based on our bespoke fully-automated pricing model, using our experience represented by many years of claims data. We have generated a deep pool of data, which allows us to provide the best possible, risk-adjusted prices.

Customer experience

We strive to ensure an easy, efficient service to all of our customers however they reach us. This could be through our extensive broker network, or directly to us through our own brands, GoGirl and Insure2Drive. This includes providing a straightforward sales process and a knowledgeable, well-staffed UK-based call centre.

Claims

Most of our business is sold online or through our network of brokers, which means our first contact with customers is often when they make a claim. We understand this can be a stressful process and seek to make it as easy as we can, to provide a 'no hassle' service for honest customers and third parties. Where we believe individuals are making false or exaggerated claims we will defend our position robustly to allow us to continue offering competitive premiums to all of our customers. We engage with excellent partners, with whom we agree a strong suite of service-level parameters, which are monitored regularly, to ensure customers receive great service at all touch points – whether by our own team or our outsourced partners.

Responsibility and Sustainability continued



Our Partners

Our relationships with partners are designed to be mutually beneficial, fair, and in the best interests of all stakeholders.



Suppliers

Suppliers are selected based on operational and financial resilience, compliance, economic terms, and governance. Customers are foremost in our decision making to ensure we select a supplier which will support them. Ongoing due diligence is performed to ensure suppliers continue to deliver the services and meet our expectations.

Commercial terms with our suppliers are negotiated to deliver the best value to our shareholders, while also ensuring partners can earn a reasonable profit and sustain a mutually beneficial ongoing relationship.

Brokers

Approximately 60% of our premium income was sourced through brokers in 2024. Our philosophy when entering into business with brokers is simple: we will provide a fair and sustainable price, available to as many of their customers as possible. In return, they commit to treating their customers fairly, to collect the correct premium from the customer and pass it to us, and to make best efforts to ensure that the policy details provided to us are correct.


We aim to offer fair terms to all brokers, reflecting their long-term profitability to us. We therefore do not offer scheme discounts or other incentives, which might demonstrate preferential treatment in favour of a particular broker.

Our broker on-boarding and audit processes give us the comfort that our brokers are providing customers with a good quality of service while adhering to our high standards.

Outsourced operations

We engage in several key outsourcing arrangements. In each case, we have developed a fair set of measurable service levels and fee structures designed to deliver best value for both parties. We conduct regular reviews of our key outsourced operations to ensure that they reach the expected levels of employee and customer welfare as well as meeting any regulatory requirements.

Responsibility and Sustainability continued



Our People

Our people are core to the success of the Group, and we seek to create a positive and collaborative working environment for all our employees. Sabre's culture provides our employees with an open, honest and professional working environment which recognises the importance of a healthy work/life balance.

Responsibility and Sustainability continued

Our People continued

Number of Mental Health First Aiders

2

2023 | 2

Number of Mental Health Champions

7

2023 | 9



The Group operates from a single site in Dorking, Surrey and as of 31 December 2024 employed 167 people. We are pleased to say that over 47% of our employees have been with the Group for ten or more years, which is an increase from last year of 2.3%.

Communication with employees

Sabre encourages internal communication through a two-way dialogue between the Leadership Team and employees. Throughout the year we have done this through:

- Regular 'CEO lunches', where Geoff Carter hosts a lunch with teams across the Group
- 'Listen & Learn' sessions, where Karen Geary, the Non-executive Director responsible for employee engagement hosted Q&A sessions with employees
- 'Lunch & Learn' sessions with senior management and employees
- Continued use of 'Ask Sabre', an email facility which allows employees to raise questions regarding the business
- An employee Happiness Survey which is a facility to post comments anonymously
- An Employee Satisfaction Survey, which is sent annually to employees to allow them a safe space to provide feedback anonymously to the Leadership Team
- Presentations at Full Year and Half Year to update employees on the Group's financial results and answer any questions they may have in relation to the announcements
- Appraisals twice a year for all employees
- The Head of HR attends Remuneration and Nomination Committee meetings where the CEO and Non-executive Directors are provided with an update on our people and culture
- Non-executive Directors meet with managers outside of Board meetings

In addition to this, the Group has a dedicated Whistleblowing Hotline through which employees can report any concerns anonymously. Annual training and regular reminders are provided to all employees regarding whistleblowing.

Employee policies and Code of Conduct

Policies are in place to support and develop the Group's employees, all of which are subject to regular review. Examples of these include policies addressing equal opportunities, acceptable behaviour, anti-sexual harassment, flexible working, and health and safety. The policies and practices are consistent with the Group's values and support the long-term success of the business through supporting its employees. During 2024, all employee policies were reviewed to ensure that they are fair and inclusive by outlining the responsibilities of both the Group and our employees. All employee policies are available through the Employee Portal which allows for easier access for the employee as well as transparency.



Responsibility and Sustainability continued

Our People continued

The Company has a Code of Conduct, which outlines expected behaviours of employees. It further requires all employees to understand the definition of, and the harms related to, harassment. Training related to expected employee conduct is required to be completed annually, and by all new joiners.

We have enhanced maternity and paternity pay and introduced paid leave for those who have babies requiring neo-natal care. We also introduced a Carers Leave policy which allows for leave to be taken for those who have a caring responsibility.

Sabre also supports working parents through shared parental leave and where possible embraces flexible working for our employees.

Salaries

During the year, the Company reviewed and increased the starting salaries for trainees, and the Company confirms that at the least the Real Living Wage is paid to all employees. As in prior years, in 2024 the Company gave employees pay rises. For our people who were rewarded pay rises through our annual pay review process, before any individual performance adjustments, the average pay rise was 6.7%, with individual pay rises between 5.0% and 8.9%. A Christmas bonus of £1,250 was also paid to all eligible employees.

Employee share plans

Save As You Earn

In 2024, the Group launched its seventh Save As You Earn ("SAYE") grant, allowing employees to purchase shares in the Group at a reduced rate. The Group allows employees to contribute a maximum monthly contribution of £500, in line with the maximum allowed under the Plan, and provides the maximum discount of 20% when the option price is set. The 2024 SAYE grant saw 20% of employees participate. As of 31 December 2024, 46% of employees were participating in one of the Company's SAYE grants.

Share Incentive Plan

Throughout 2024, all permanent employees were able to contribute towards a Share Incentive Plan ("SIP"). This scheme allows employees to make a monthly contribution of up to £150 or a yearly contribution of no more than £1,800. For every three shares purchased a further free share is given. This scheme is subject to the shares being held for five years.

Benefits

The Company operates a generous benefits package, including enhanced holiday leave, matched pension contributions, private health care, eye tests, annual flu jabs, mini health MOTs, life assurance, daily breakfasts, weekly fruit deliveries, and support towards professional qualifications. We also have an Employee Portal, provided by Salary Extras, which provides additional benefits, such as savings when shopping and cashback. A number of social events are provided by the Group for all employees.

Sabre has a formal hybrid working model whereby all employees can work from home for a maximum of two days per week. This allows employees to retain the benefits of working from home, while maintaining a collaborative, primarily office-based culture.

As part of Sabre's commitment to contributing towards a greener environment, the Group offers an Electric Car Scheme. Electric cars do not release direct emissions into the environment, resulting in a greener and cheaper way to commute to the workplace. There is a further benefit of purchasing an electric vehicle through a salary sacrifice scheme as it generates tax savings for the employee. To date, seven electric vehicles have been ordered through the scheme. The Group also offers a cycle to work scheme to all employees, which has a tax saving benefit to the employee and can save on the cost of a bike and accessories.

Training

The Group offers ongoing training to all employees and external courses for newly promoted employees where appropriate. During 2024, the Group provided development training for our aspiring future management. All of these employees were provided with bespoke training focusing on soft skills and self-development.

The Group operates a compulsory annual compliance e-training programme for all employees, which includes topics such as anti-bribery and corruption, whistleblowing, Consumer Duty and modern slavery.

During 2024, the Group provided a workshop hosted by Carers UK for practical tips and advice as well as signposting on where to turn to for support. It also offered financial wellbeing sessions for all employees.

Responsibility and Sustainability continued

Our People continued

During 2024, the Company supported employees with the following qualifications:

- Foundation Insurance Test, Chartered Insurance Institute
- Foundation Certificate in People Management, Chartered Institute of Personnel and Development
- Chartered Management Accountant Qualification, Chartered Institute of Management Accountants
- Advanced Diploma, Chartered Insurance Institute
- CIPD Level 5 Associate Diploma in Organisational Learning & Development
- Mental Health Champions, St John Ambulance
- Mental Health First Aider, St John Ambulance
- First Aid Qualification, St John Ambulance
- Certified Data Protection Officer ("CDPO")
- A to Z of Negotiating
- Drafting IT contracts

All these qualifications are paid for by the Group, and we also support employees' study by providing study leave and the costs of professional memberships.



Employee wellbeing

The Group recognises the importance of mental health and has an employee wellbeing committee and a group of trained mental health champions and mental health first aiders. Their roles are to promote positive mental health and to signpost relevant support and help, where appropriate. The Group also has an employee assistance programme with a 24-7-365 telephone service which can aid discussions on work, marital, financial or family problems, health information as well as providing up to six sessions of employee counselling per year if required.

The employee wellbeing committee introduced initiatives throughout the year such as biweekly pilates sessions which are held on site by a local pilates instructor, these sessions are free to all employees. A 'quiet' room has been provided as an alternative to the lunchroom, where there are several books as well as subscriptions to women's and men's health magazines. The introduction of free sanitary and personal hygiene products in all restrooms has been welcomed by employees.

Inclusivity, diversity and equality

The Group is fully committed to the elimination of unlawful and unfair discrimination and values the differences that a diverse workforce brings to our organisation. We encourage inclusivity, diversity and equality among our workforce, while eliminating unlawful discrimination, and operate an Equality, Diversity and Inclusivity Policy.

Sabre's Equality, Diversity and Inclusivity Policy aims to:

- promote equality, fairness and respect for all our employees;
- ensure that the Group does not discriminate against an individual, specifically due to their age, disability, gender reassignment, marriage and civil partnership, pregnancy and maternity, race, religion or belief, sex and sexual orientation; and
- avoid all forms of unlawful discrimination.

Sabre provides compulsory diversity and inclusiveness training annually to all employees. There is an assessment at the end of each training session, which must be passed before completion, thus ensuring a level of understanding is reached. These modules are designed to help employees and enable them to understand how their attitudes and behaviour towards each other can have a negative or positive impact on the workforce.

The Group operates a Religious Holidays Policy, for employees who wish to observe special religious holidays or festivals. All employees, whatever their religion or belief, will be treated equally in this and all respects.

During the recruitment and interview process we ensure fair, non-discriminatory and consistent processes are followed, and Sabre has a policy of advertising all roles internally (where practical) to allow employees to progress and develop. Sabre also supports working parents through shared parental leave, enhanced maternity and paternity leave and, where possible, embraces flexible working for our employees.

During 2024, we have had eleven internal secondments which allows for further training and development within specialist areas. We also had eight internal promotions supporting Sabre's ethos of internal development within the Group.



Responsibility and Sustainability continued

Our People continued

Diversity and inclusion: New Listing Rule LR9.8.6R (9-11)

The requirements of the new Listing Rule are:

- At least 40% of the Board are woman.
- At least one senior Board position (Chair, CEO, CFO, SID) is held by a woman.
- At least one member of the Board is a non-white ethnic minority (based on ONS categories).
- Publish gender and ethnicity data of their Executive Management (the FCA has defined Executive Management as: the Executive Committee or most Senior Executive or managerial body below the board (or where there is no such formal committee or body, the most senior level of managers reporting to the Chief Executive), including the Company Secretary but excluding administrative and support staff).

The Group operates a Diversity & Inclusion Policy for the Board and is compliant with the Listing Rules relating to diversity and inclusion. 43% of the Board are women, the Chair position is held by a woman, and one member of the Board is a non-white ethnic minority.

	Number of Board members	% of the Board	Number of senior positions on the Board (CEO, CFO, SID & Chair)	Number in executive management	% of executive management
Men	4	57%	3	2	100%
Women	3	43%	1	0	0%
Other categories	n/a	n/a	n/a	n/a	n/a
Not specified/prefer not to say	n/a	n/a	n/a	n/a	n/a

	Number of Board members	% of the Board	Number of senior positions on the Board (CEO, CFO, SID & Chair)	Number in executive management	% of executive management
White British or other white (incl. minority white groups)	6	86%	3	2	100%
Mixed/multiple ethnic groups	-	-	-	-	-
Asian/Asian British	-	-	-	-	-
Black/African/Caribbean/Black British	1	14%	-	-	-
Other ethnic group including Arab	-	-	-	-	-
Not specified/prefer not to say	-	-	-	-	-

Gender pay gap

While Sabre has fewer than 250 employees, and therefore is not required to submit a formal statement on its gender pay gap, Sabre has committed to publishing its Gender Pay Gap Report on an annual basis. Sabre believes that by publishing this information, the Group is ensuring accountability regarding gender pay. Sabre's Gender Pay Gap Report is available on the Group's website:

<https://www.sabreplc.co.uk/about-us/corporate-governance/gender-pay-gap-report/>

Sabre has reviewed employee salaries and can confirm that those employees with the same job titles and similar length of service are paid similar amounts, as illustrated in the Group's Gender Pay Gap report.

Sabre's approach to data protection

Sabre is committed to handling data responsibly and complying with data protection legislation.

Sabre has an appointed Data Protection Officer, who reports directly to the Board.

We regularly review our policies, procedures and IT security to ensure data is protected, processed correctly and that we are transparent with our customers and staff about how we manage their data.

We have dedicated resources to respond to data subject rights.

Regular training is provided to all employees, ensuring they understand their responsibilities.

Employees are trained, at least annually, on data protection legislation and the Group's requirements when handling data. This includes online training courses, which include a marked assessment on completion to ensure understanding. Additional ad hoc training is provided to update on any specific changes or points of interest.



Our Shareholders

Responsibility and Sustainability continued

We aim to operate a responsible and sustainable business, while continuing to deliver our core strategy. We engage frequently with our shareholders, who support our efforts to operate a fair and inclusive workplace while minimising any negative impact on our environment.

Over recent years, shareholder expectations have increased significantly as to the level of disclosure required in this area, and a move from passively reporting our status to actively evolving the business in order to show continuous improvement across all areas. In order to achieve this, we appointed the Chief Financial Officer to establish our ESG framework, and to ensure that sufficient, accurate and timely information is provided to stakeholders.

Responsibility and Sustainability continued



Our Community

Since 2019, Sabre has operated a Charity and Social Committee (the "Committee") to prioritise and plan fundraising and social events. The Committee is run by employees and during the year had a change of Chair and increased committee members to 12, compared to 10 in 2023. It consists of employees from across Sabre with varying lengths of tenure.

Responsibility and Sustainability continued

Raised for St Catherine's Hospice

£12.4k

Raised for The Children's Trust

£8.9k



PROUD TO SUPPORT
**ST CATHERINE'S
HOSPICE**

Charities supported

St Catherine's Hospice

St Catherine's Hospice offers both physical and emotional support to those living with a terminal illness whose families live in Sussex and East Surrey. Further information on St Catherine's Hospice can be found here: <https://www.stch.org.uk/>.

The Children's Trust

The Children's Trust delivers rehabilitation, education and community services through skilled teams who work with children and young people who have brain injuries and their families. Further information on The Children's Trust can be found here: <https://www.thechildrenstrust.org.uk/>.

Other charities supported during the year were:

- African Revival
- Dorking Foodbank
- Macmillan Cancer Support
- The UK Charity for TNBC
- Save The Children
- Friends of St Paul's Association
- Sands

Charity events during the year

The Committee arranged for employees to take part in a number of charity events, including: the St Catherine's Hospice Dragon Boat Race, The Children's Trust Golf Day, Sabre Charity football match and quiz, bake sales and raffles as well as sponsoring The African Revival Annual Ball and The Children's Trust Annual Elf Run.

Give a Day Away

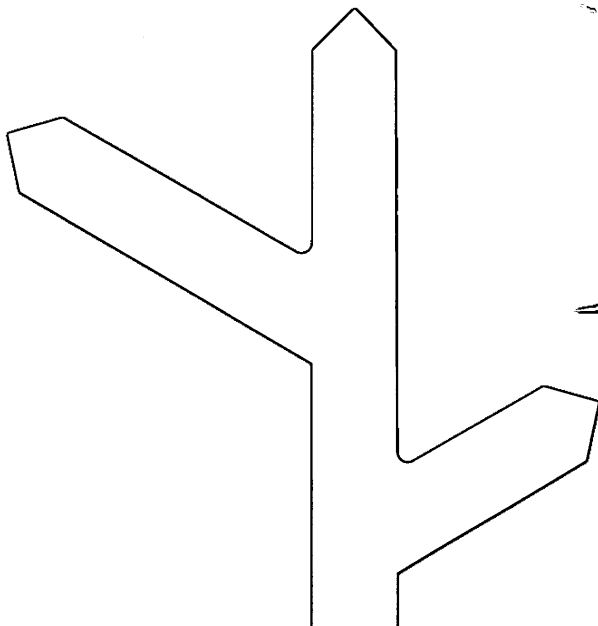
In addition, Sabre continued its Give a Day Away Scheme, where employees can take time out of their working day to volunteer for charities. During the year, employees took part in leaflet dropping for St Catherine's Hospice and The Children's Trust Shop Challenge which saw employees helping at two different locations in their charity shops to compete against each other for the best window display and the best sales figures. A total of 17 employees from the Claims, Policy Operations and e-Commerce departments volunteered and gave up a total of 90 hours of their time. The employees really enjoyed participating in these events and we look forward to supporting them to take part in these events next year.

By the end of the financial year, Sabre and its employees had raised £12.4k for St Catherine's Hospice and £8.9k for The Children's Trust. The total donations by the Group and its employees amounted to £34.2k, of which £7.3k was raised by employees (2023: £10.9k) and £26.9k donated by Sabre (2023: £21.6k).

Responsibility and Sustainability *continued*



Our Environment



Our consideration of the environment falls into two, equally important, categories. Firstly, we must assess, and, where possible, mitigate the risks of the changing environment on our business. Secondly, we must consider the impact of our business, both directly and indirectly, on the environment, in particular the impact of greenhouse gas emissions and their contribution to climate change.

Responsibility and Sustainability continued

We recognise that stakeholders are increasingly interested in both of these issues and, as such, we look to ensure that we continually review and enhance our efforts and disclosures in these areas, with particular reference to guidance and rules issued by our stakeholders, including the recommendations of the Task Force on Climate-related Financial Disclosures ("TCFD") and various statements made by our regulators, and the Streamlined Energy and Carbon Reporting ("SECR") requirements.

During 2024, we continued to work with Forvis Mazars to assist with our carbon footprint analysis and climate-related risk assessment.

Governance over climate change

The Board takes the ultimate responsibility for identifying, assessing and mitigating risks in relation to climate change, and in minimising the Group's negative impact on the environment. The Board will consider the impact on the Group's carbon footprint and any other climate-related factors when assessing material strategic or tactical decisions, such as whether or not to shift the insured footprint towards 'green vehicles' and approving the office refurbishment. In setting its 'Ambition 2030', the Board elected not to set a specific climate-related underwriting target, in-line with the Group's core philosophy to provide a fair price for all risks. A member of the Board, Adam Westwood (CFO), has been tasked with taking responsibility for the climate-related strategy and subsequent implementation and reporting. Adam has received training from a specialist team at Forvis Mazars, to assist him in this role. He has held this responsibility since 2019 and has overseen the implementation of TCFD disclosure, enhanced carbon reporting and a significant enhancement in the Group's climate risk identification, assessment and monitoring. Climate-related risks and opportunities is a standing agenda item for both the Board and Risk Committee and, where appropriate, will include updates as to goals and targets set within our net zero roadmap and any other relevant metrics as they are developed. In particular, since the last report, the Risk Committee have noted key internal metrics in assessing climate risk including those 'relevant metrics and targets' noted in the table below. Further detail on the activities of the Board and Risk Committee can be found in the Governance section of this report on pages 66 to 122.

The Management Team takes a collegiate approach to the implementation of the Group's climate goals, with the CFO taking responsibility for leading the overall project. Climate-related targets, including progress towards the Group's net zero target, which exist chiefly to manage the Group's climate-related risks and opportunities, are included within management's (including Executive Directors') performance objectives, which feed directly into remuneration. More detail can be found in the Remuneration Report on pages 105 to 117. The CFO is assisted by the Group's Head of Facilities in monitoring and improving the Group's operational carbon footprint.

Information about climate change is disseminated throughout the Group through the Sustainability Forum, an employee-run Group responsible for assisting the CFO in developing and implementing climate initiatives.

The Group's Environmental Policy forms part of the core induction pack and additional training is delivered as and when necessary.

Strategy for climate change

Climate-related risks and opportunities have been identified and, where appropriate, incorporated into the Group's risk register. The short, medium, and long-term aspects of each risk have been considered. These risks are summarised in the table on pages 57 to 60.

Each of these risks has a varying impact over the long, medium, and short term. We define long-term risks as those impacting beyond a five-year time horizon, (i.e. those which exist outside of the Group's normal planning horizon), medium-term one to five years and short-term anything impacting within one year. Although most risks apply from now, with increasing likelihood and severity across subsequent time horizons, we have noted where we believe there may be a more significant step-up in the risk.

When considering climate-related risks and opportunities, the associated materiality is considered by management and the Risk Committee. All risks are assigned a 'likelihood' and 'impact' assessment, which is aligned to the wider risk management framework. The resultant 'inherent' risk is noted below.

Materiality - How we decide what to measure

Our disclosures are designed to provide information that we consider will be useful and relevant to stakeholders. We aim to identify the issues that are most important to them and consequently also matter to our own business. Sabre's risk framework applies 'inherent' and 'residual' (i.e. before and after the impact of controls) risk rating to all risk across the business. By nature, a climate risk with a high likelihood or impact is considered material. Our Management Team, with appropriate Board Committee oversight, choose what we measure and publicly report in this section. 'Materiality' is considered to be the threshold at which issues become sufficiently important to our investors and other stakeholders that they should be publicly reported.

We are also informed by stock exchange listing and disclosure rules. We know that what is important to our stakeholders evolves over time and we plan to continue to assess our approach to ensure we remain relevant in what we measure and publicly report.

The resilience of the Group's strategy with respect to climate-related risks has been assessed, with the assistance of a specialist team from Forvis Mazars.

Sabre's exposure to risks associated with climate change has been quantified and stressed under several different scenarios, covering the exposure from investments and insurance liabilities, the outcome of this is discussed in the table on pages 57 to 60.

Responsibility and Sustainability continued

Our Environment continued

Scenarios used in quantitative analysis

A quantitative analysis of physical risk exposure is expected to be carried out once every three years and was last carried out in 2022. This will be revisited on an ad-hoc basis if Management consider the relevant circumstances to have changed materially.

We considered this in the context of three Shared Socioeconomic Pathways ("SSP's"), being:

- SSP1 'sustainability pathway', generally the best-case scenario where warming is below 1.5°C by the end of the century after a brief overshoot. This is consistent with the Paris Agreement target.
- SSP2 'middle of the road pathway' approximately in-line with Nationally Determined Contribution emissions levels, thereby representing our current path.
- SSP5 'fossil fuelled development pathway', generally the worst-case scenario from a physical risk perspective with emission levels and warming projected to be very high.

Across the UK, there is a clear upward trend for all extreme heat indicators. Compared to baseline results, for both heatwave frequency and duration, the initial increase is slow before rapidly increasing towards 2090. Heatwave frequency increases consistently across all postcodes covered. Extreme precipitation indicators show less consistent trends across the UK, with fluctuations under SSP2 and SSP5 particularly evident.

Risk	Description
<p>Physical operational</p> <p>Primary time horizon: medium-term</p> <p>Risk rating: low</p>	<p>The physical risks generated by climate change relate to a changing weather system prevailing over the environment in which we operate. This could include an increase in temperature but is more likely to manifest in an increase in the number and severity of extreme weather events, such as flooding, windstorms, snow and hail.</p> <p>Operational impact</p> <p>Such a change in the weather could impact the ability of employees to attend the office or for the office or other equipment to be able to be used in the 'normal' way.</p> <p>There is the related risk of failure of key IT infrastructure due to extreme weather events in the vicinity of the related hardware. We have assessed this risk under a number of scenarios and concluded there is a low probability of such events occurring until at least 2090. We do not consider any of our key locations to be exposed to high-impact weather-related events and therefore no preventative action is required.</p> <p>Relevant quantitative analysis</p> <p>We have considered the exposure of the Group's head office, outsourced customer service location and two key data centres to heatwaves, heavy precipitation and a rise in sea levels. For Sabre's four operational sites, only one is at risk from sea-level rise, albeit at 'moderate' risk by the year 2100.</p> <p>This analysis has confirmed that there is no raised level of short or medium-term operational risk in respect to climate change, and has highlighted that exposure to climate-related events should be considered when making long-term decisions about the Group's operational structure.</p> <p>Relevant metrics and targets</p> <p>While the analysis described above occurs on a three-year cycle, we monitor any incidence of climate-related operational outage. During 2024, no such outage occurred. We expect this to remain at zero, given the Group's low exposure. Our target is for zero climate-related outages.</p>

Responsibility and Sustainability continued

Our Environment continued

Risk	Description
<p>Physical liability Primary time horizon: medium-term Risk rating: low</p>	<p>It appears clear that an increased number of unpredictable extreme weather events will increase the overall cost of claims. While this is expected to have a lower potential to have a material impact than in, for example, home insurance, nonetheless this could have a bearing on the cost of claims over time.</p> <p>Financial impact</p> <p>An increase in the frequency of adverse weather events is likely to increase the total cost of claims, although we consider this would be immaterial in the short term, with pricing action taken to address increased costs in the medium term. The impact of one-off individually material events is mitigated by our reinsurance programmes.</p> <p>Our base case scenario is that such events will increase in frequency, but this increase will be slow and over a long period of time, and hence will be reflected in policy pricing across the market in the same way as any other inflationary factor. The likelihood of a material increase in claims being sufficiently rapid not to be compensated by re-pricing is considered to be very low. The more significant risk is that of a more immediate, unexpected and un-priced weather event (such as extreme hail), which could cause significant damage very quickly. We primarily manage this risk through our insurance pricing mechanisms, including short feedback loops between our claims and pricing teams.</p> <p>Relevant quantitative analysis</p> <p>Along with the exposure of physical operations to climate risk as noted above, we have considered our insured risks by postcode. This assessment has considered the same sustainability pathways. 62 of our insured postcodes were included in the 'severe' sea level rise category, however the percentage risk category varies greatly. It confirmed that there is no immediate concern regarding concentration risk of insured vehicles within high-risk zones.</p> <p>Sabre's insurance portfolio is a core part of our profit before tax. Sabre provides cover for numerous perils and the key perils exposed to the risk of climate change risk are flood and windstorm. Over the past 10 years windstorm and flood claims have been less than 0.27% of Sabre's GER. Insurance policies are annual contracts that can be repriced as the understanding of risks develops. If a policy generates high claims in one year, Sabre can intervene by declining a renewal or increasing the premium for the next year. Sabre's portfolio carries some climate-related risk; however, historically, claims from climate-related perils have been low and the risk can be managed by monitoring loss ratios. Therefore, Sabre's risk from climate-related perils on our insurance portfolio is low.</p> <p>Relevant metrics and targets</p> <p>Sabre's flood capital requirement makes up less than 7.4% of our total base SCR, before any correlation effect. If Sabre's flood SCR was uplifted by 100%, this would cause less than a 2.2% increase in Sabre's total SCR. Therefore, Sabre's SCR could tolerate considerable increase in climate capital requirements. Sabre targets a solvency coverage ratio over 140% in all reasonably foreseeable circumstances.</p>

Responsibility and Sustainability continued

Our Environment continued

Risk	Description
<p>Transitional market reduction Primary time horizon: long-term Risk rating: low</p>	<p>The transitional risks (i.e. the impact of moving to a low-carbon economy) are complex. We see the transition as impacting the Group in the following ways:</p> <ul style="list-style-type: none"> - An increase in the number of vehicles powered by electricity (or other alternative fuels) as opposed to traditional internal combustion engines - The move away from cars towards mass-transit - A move to car-sharing or using cars for a smaller number of journeys - The introduction of low/ultra-low/no emission zones - Increased social stigma attached to using a petrol/diesel car - Increased costs of traditional fuel - Introduction of additional carbon taxes - Change to the costs in repairing electric vehicles as compared to petrol cars <p>We expect that the number of private cars which require insurance (and hence Sabre's core market) will reduce over time.</p> <p>Financial and operational Impact This could inhibit the Group's ability to grow and hence requires strategic consideration. Sabre's competitiveness and policy count are monitored by management and shifts in types of insured vehicle are closely monitored by the pricing team.</p> <p>Relevant metrics and targets We monitor the number of insurance policies sold in the UK, as reported by the ABI and other industry sources. We also measure our competitiveness within the UK insurance market, and consider whether transitional market trends have impacted. Overall, the UK motor insurance market increased by 1.6% over the past five years, and increased by 1.0% in the past year, in terms of cars insured. This suggests that the market has not entered a declining state as a result of climate transition. The Group has set out growth targets in its 'Ambition 2030' and therefore must continue to grow its market share across the next 5 years, although this will not be linear. The Group will never set out specific policy count or premium targets over the short-term as this would be contrary to the overall strategy set out in Ambition 2030.</p>
<p>Transitional market change Primary time horizon: medium-term Risk rating: medium</p>	<p>The transition from internal combustion engine personal transport to other methods and technologies will change the types of vehicles insured and potentially the nature and volume of insurance purchased.</p> <p>We note that the developments of potential new markets presents both a risk and an opportunity.</p> <p>Financial impact We expect that the cost profile of repairs will change, and hence there is a potential liability cost related to transitional market change.</p> <p>Operational impact We expect that there will be a greater demand for policies which appeal specifically to owners of electric vehicles (the transitional market change risk).</p> <p>Relevant metrics and targets We monitor the proportion of non-combustion engine vehicles Sabre insures and consider whether we are under or over exposed relative to the market. This information is commercially sensitive and, as such, is not disclosed here.</p>

Responsibility and Sustainability continued

Our Environment continued

Risk	Description
Litigation Primary time horizon: long-term Risk rating: medium	<p>There is a chance that the transition to a low-carbon economy or the occurrence of physical risks could lead to litigation risk. For a Group such as Sabre, which could be seen as 'contributing' to the climate problem, we could find ourselves directly litigated against for those impacted negatively by, for example, rising sea levels. Perhaps more likely (but still unlikely) is that litigation is taken in order to stop us being able to undertake our normal course of business. There is also a potential litigation risk attached to investments which could generate valuation downgrades. While there is little direct mitigation available, the Management Team ensures that they remain up to date with regard to legal and regulatory developments in this area.</p> <p>Financial impact Litigation can be costly, regardless of the outcome. While we consider direct litigation against Sabre to be highly unlikely, industry-wide litigation could impact the Group indirectly.</p> <p>Operational impact Industry-wide disruption due to the consequences of undetermined future legislation has the potential to impact on the Group's ability to sell policies to customers. Direct litigation against the Group would cause significant distraction for management.</p> <p>Relevant metrics and targets We monitor whether Sabre or the UK insurance industry, or any other relevant industries, are subject to material litigation focused on climate change. At the time of writing, no such litigation has been tabled.</p>
Investments Primary time horizon: long-term Risk rating: low	<p>Sabre has an investment portfolio spread across corporate bonds, gilts and government-backed assets. Each individual investment is exposed in some way to the physical and transitional risks related to climate change. Each investment is also an indirect exposure to the carbon footprint of the counterparty. The Board takes climate-related risks and opportunities into consideration when considering the allocation of capital. ESG credentials are considered within the Group's investment portfolio, although given the short-term nature of investments held this is relatively light-touch in respect of investments currently held, with greater consideration given to the evolution of the portfolio towards the Group's net-zero target.</p> <p>Financial impact Given the short-term nature of our investments (average duration c. two years) the risks attached are far lower than they may be within other large investors. Nonetheless, we must consider the risk attached to each investment as we enter into it in order to remain alert to our true exposure to climate-related risks. We have designed our investment guidelines to limit exposure to particularly damaging industries.</p> <p>Relevant quantitative analysis Sabre's investments are in cash or short-term (less than five years) fixed interest bonds. Cash carries very little risk from climate change as it is liquid and is not tied up with carbon-intensive activities. Assuming these bonds are held to maturity, then the key investment risk that Sabre carries is if one of the issuers of the bonds default. Sabre's portfolio is well diversified, and all securities are with carriers with credit rating BBB or above. Furthermore, Sabre's portfolio is not materially exposed to the key sectors exposed to the largest degree of direct climate change risk. In summary we do not believe that Sabre's investment portfolio is materially exposed to the risk of climate change.</p> <p>Relevant metrics and targets We monitor the weighted average carbon intensity ("WACI") of our investment portfolio. As at 31 December 2024, this was 25.5 TCO₂/SM (31 December 2023: 34.0 TCO₂/SM). Sabre targets a zero WACC investment portfolio by 2050 as part of its target for investments under its net-zero roadmap.</p>

Responsibility and Sustainability continued

Our Environment continued

Whilst the disclosure above has focussed on the risks presented by climate change, Sabre remains alert to the opportunities presented, some of which are noted below. Note that Sabre does not necessarily intend to exploit all of these opportunities in the near term.

- Provision of insurance products and services tailored towards alternative modes of transport.
- Collecting sufficient data to provide competitively priced traditional insurance for electric vehicles and vehicles powered by other new technologies.
- Reducing overall costs to the business by making use of cheap, sustainable energy sources.

The impact of climate-related risks and opportunities on Sabre's business, strategy and financial planning has been assessed and understood, as outlined above.

Strategic decision making takes potential future climate-related risks and opportunities into account, along with the wider stakeholder considerations outlined elsewhere in this report.

Managing climate-related risks

A formal risk management process, including a risk register, is in place which fully considers climate-related risks and opportunities. The risk register is updated regularly with climate-related risks being included as a standing agenda item during 2024 for the monthly Management Risk and Compliance Forum. Where relevant, the Group's policies are adapted to reflect climate-related risks. Identified climate-related risks are integrated into the Group's overall risk register and risk management process. Further information on the Group's risk management processes is provided in the Principal Risks and Uncertainties section of this report on pages 24 to 33. Recent climate-related issues considered by those charged with governance include progression of the office refurbishment project, which included installation of more efficient climate control systems and more energy-efficient windows, and assessment as to the continued suitability of climate-risk analysis as disclosure in this report.

Our investments

When Sabre diversified from gilts into corporate bonds, we introduced a 'climate-friendly' term to our investment agreement whereby 'green' assets should be purchased in favour of less 'green' assets where the assets provide similar returns and profiles. In 2022, we introduced a further restriction on investment into certain organisations whose activities were not consistent with our ESG outlook. The Company's Investment Committee monitors the 'green' credentials of the investment portfolio through regular reporting by our investment manager, Goldman Sachs Asset Management.

Our influence over entities in which we hold corporate bonds is limited, and we do not hold any equity investments in any entities not directly controlled by the Group. As such, we can exert influence only through our investment choices as described above.

Our product

The provision of motor insurance, our core operation, is generally environmentally light on a direct basis i.e. excluding any consideration of the environmental impact of the vehicles we insure. Clearly, motor vehicles are a material source of carbon emissions and we are aware that Sabre's products enable the use of such vehicles. Most of our policies are sold online, and administered remotely. However, there are elements of our product offering which can generate a positive impact on the environment. Importantly, we underwrite a significant number of policies for electric and hybrid vehicles. We are happy to take these policies on, and believe that in having done so historically we are able to better price these risks accurately.

Our metrics and targets

The Group uses its suite of pricing and policy performance information to monitor the impact of climate risks on the business, such as sales volumes, types of vehicles insured, claims frequency and severity and the incidence of severe weather events (which remain immaterial). The primary physical liability risks are therefore monitored and addressed through our normal pricing and reserving processes, while longer-term transitional risks are addressed through monitoring the volumes of our product sold and projecting these volumes into the future. These targets are therefore in line with our wider corporate objectives of maintaining our combined operating ratio within our target range through an appropriate response to liability risks while growing the business across the insurance cycle.



Responsibility and Sustainability continued

Our Environment continued

Metrics and targets relevant to individual climate risks are discussed in the table on pages 57 to 60.

Emissions are contextualised with reference to the Group's employee numbers and gross written premium. We have also taken the opportunity to enhance the accuracy of previously reported figures where possible, and derive a consistent basis for year-on-year comparison.

The greenhouse gas ("GHG") emissions data for the Group is set out adjacent, alongside prior years. We are pleased to see the continued decline in our GHG emissions.

We believe our operational activities are consistent with a scenario well below 2°C, however we have not fully aligned with science-based targets at this stage. We have not set out specific targets with regard to our activities as a holder of invested assets beyond the long-term goal of net-zero emissions across the portfolio by 2050. We expect to reduce emissions across the portfolio in a controlled manner over time, but must remain somewhat reactive to the net-zero aspirations of investee (and potential investee) entities.

The emissions data is measured in tonnes of carbon dioxide equivalent ("tCO₂e") and covers:

- Scope 1 emissions, being direct emissions resulting from combustion of fuel and operation of facilities
- Scope 2 emissions, being indirect emissions from purchased grid electricity and other energy for own use
- Scope 3 emissions, being all other indirect emissions which occur in the Group's value chain

Tonnes of CO ₂ e/year	2024	2023	2022
Scope 1	197	130	–
Scope 2 (Location-based)	34	32	43
Scope 2 (Market-based)	7.8	–	–
Operational footprint (Market-based)	205	162	43
Scope 3, excluding insured emissions	12,741	20,937	19,902
Total footprint (Market-based), excluding insured emissions* *	12,946	21,099	19,945
Number of FTE* employees	158	162	154
Operational footprint (Market-based) per employee	1.30	1.00	0.28
Insurance revenue	£248m	£188m	£181m
Operational footprint (Market-based) per £m of insurance revenue	0.83	0.86	0.25
Building energy usage (KWh)	151,780	143,147	200,237

* Full-time equivalent ("FTE")

* When calculating totals, where Scope 2 is included e.g. total operational footprint or total footprint, note that the Market-based Scope 2 figure takes into account Sabre's renewable energy procurement, whereas Location-based does not

The footprint is calculated in accordance with the GHG Protocol on calculating organisational footprints. Activity data has been converted into carbon emissions using published emissions factors or appropriate estimation techniques. Management has obtained external quality assurance for the GHG data presented here.

All relevant and measurable emissions have been included in these calculations. Specifically: Scope 1 – 'F gas'; Scope 2 – electricity; Scope 3: Category 1 – Purchased goods and services, Category 2 – Capital goods, Category 3 – Fuel and energy-related activities, Category 4 – Upstream transportation and distribution, Category 5 – Waste generated in operations, Category 6 – Business travel, Category 7 – Employee commuting, Category 15 – Investments (including insured emissions).

Separately, we report an estimated footprint related to our insurance operations, in line with the Partnership for Climate Accounting Financials ("PCAF") guidelines. This is not currently included within our assessment of Scope 3 emissions.

The total relevant carbon emissions across our insured vehicles is estimated to be 72,151 tCO₂e/yr as at 31 December 2024 (2023: 68,443 tCO₂e/yr).

GHG emissions have been reported by the three WBCSD/WRI Scopes. Scope 1 includes direct GHG emissions from sources that are owned or controlled by the Company such as natural gas combustion and Company-owned vehicles. Scope 2 accounts for GHG emissions from the generation of purchased electricity, heat and steam generated off-site. Scope 3 includes all other indirect emissions such as waste disposal, business travel and staff commuting. The most significant element within Scope 3 emissions is the investment portfolio, which contributed 10,061 tCO₂e/yr to 2024 emissions (2023: 11,165 tCO₂e/yr). The weighted average carbon intensity across the portfolio was 25.3 tCO₂e/\$MM as at 31 December 2024 (2023: 34.0 tCO₂e/\$MM).

Responsibility and Sustainability continued

Our Environment continued

All emission sources have been reported on as required under the Large and Medium-sized Companies and Groups (Accounts and Reports) Regulations 2008 (as amended). The reporting period is in line with the Company's financial year, which is the same as the calendar year. In order to provide the most accurate estimate of our GHG emissions, primary (actual) data has been used where it is available, up to date and geographically relevant. Secondary data in the form of estimates, extrapolations and industry averages has been used when primary data is not available.

We expect that, as we and our counterparties improve the quality of record-keeping and reporting on GHG emissions, the use of primary data will increase. Given that secondary data is calculated with a considerable degree of conservatism, we expect that increased quality of reporting will reduce the reported levels of GHG emissions.

Our route to net zero

We have continued to adjust our ways of working and our working environment to minimise our negative impact on our environment.

The Group has assessed its carbon footprint and concluded that it is appropriate to set a target for net zero emissions. The target has been set having considered the Group's current footprint along with an assessment of the level of influence held by the Group and expected societal trends. The Group has defined net zero in line with Science-Based Targets initiative's net zero standard framework.

We have set a more immediate goal of 31 December 2030 for the Group to report operational carbon neutrality. This, effectively, is the reduction of the Group's Scope 1 and 2 emissions to zero or, where this is not possible, temporary use of targeted carbon offsetting. We have set out our net zero roadmap, which is published on the Group's website https://www.sabreplc.co.uk/wp-content/uploads/2024/10/2024_Roadmap_to_Net_Zero_202409.pdf. Management targets set

for 2024 and beyond include the achievement of specific activities in relation to this plan. Our baseline position against which the roadmap has been set is 2019, the last full year not impacted by COVID-19 and related disruption to normal working practice. In our last Annual Report and Accounts, we detailed a number of actions which had been carried out since 2019.

In 2024, we made further progress through:

- Engaged with our main suppliers and brokers to learn about their own sustainability policies, emissions and progress towards net zero.
- Fully completed the transfer of our office estate to a fully renewable energy supplier.
- Continued progress within the employee-led Sustainability Forum to improve sustainability in the office, including providing all staff with reusable, sustainably sourced water bottles.

The costs associated with these initiatives are largely immaterial to the Group as a whole; however, the Board remains open to the approval of appropriate additional expenditure in relation to climate-related initiatives as and when required.

Our roadmap is a live document, which will constantly evolve as we continue to interrogate our activities and the available solutions.

Statement of consistency with TCFD recommendations

In preparing the Responsibility and Sustainability section of the Annual Report, we have made disclosures consistent with those recommended by the TCFD. All of the relevant disclosures are made within this section of the Annual Report. The Group has considered the consistency of these disclosures against the TCFD's Guidance for All Sectors and Supplemental Guidance for Insurance Companies, and considers them to be consistent.

The Group remains on a journey with respect to gaining a full understanding of the impact of climate change on the business. Steps have been taken to ensure that consideration of both the effects of climate change and the Group's impact on the environment is embedded within the Group's culture at all levels. As such, we expect our understanding and the related disclosure to evolve over the coming years.



Responsibility and Sustainability continued

Our Environment continued

The table below lists the TCFD's 11 recommendations and where they are addressed within this report.

Recommendation	Where addressed and whether consistent with TCFD requirements
1. Governance	
a. Describe the board's oversight of climate-related risks and opportunities.	Risk Committee Report, pages 84 to 86 <i>Consistent</i>
b. Describe management's role in assessing and managing climate-related risks and opportunities.	Managing Climate-Related Risks, pages 57 to 60 <i>Consistent</i>
2. Strategy	
a. Describe the climate-related risks and opportunities the organisation has identified over the short, medium, and long term.	Strategy for Climate Change, page 56 <i>Consistent</i>
b. Describe the impact of climate-related risks and opportunities on the organisation's businesses, strategy, and financial planning.	Strategy for Climate Change, page 56 <i>Consistent</i>
c. Describe the resilience of the organisation's strategy, taking into consideration different climate-related scenarios, including a 2°C or lower scenario.	Strategy for Climate Change, page 56 <i>Consistent</i>
3. Risk management	
a. Describe the organisation's processes for identifying and assessing climate-related risks.	Managing Climate-Related Risks, pages 57 to 60 <i>Consistent</i>
b. Describe the organisation's processes for managing climate-related risks.	Managing Climate-Related Risks, pages 57 to 60 <i>Consistent</i>
c. Describe how processes for identifying, assessing, and managing climate-related risks are integrated into the organisation's overall risk management.	Managing Climate-Related Risks, pages 57 to 60 <i>Consistent</i>
4. Metrics and targets	
a. Disclose the metrics used by the organisation to assess climate-related risks and opportunities in line with its strategy and risk management process.	Our Metrics and Targets, page 61 <i>Consistent</i>
b. Disclose Scope 1, Scope 2 and, if appropriate, Scope 3 greenhouse gas ("GHG") emissions and the related risks.	Our Metrics and Targets, page 61 <i>Consistent</i>
c. Describe the targets used by the organisation to manage climate-related risks and opportunities and performance against targets.	Our Metrics and Targets, page 61 <i>Consistent</i>

Note that we have also ensured that the Supplemental Guidance for Insurance Companies has been followed, specifically:

- **Strategy (b)** Describe the potential impacts of climate-related risks and opportunities on core products and services – Strategy for Climate Change, page 56
- **Strategy (c)** Disclose certain information where climate-related scenario analysis is performed – detailed climate-related analysis is not performed across the portfolio given the nature of the risks insured, therefore additional disclosure is not required
- **Risk Management (a)** Describe processes for identifying and assessing climate-related risks on portfolios – Managing Climate-Related Risks, pages 57 to 60
- **Risk Management (b)** Describe key tools or instruments related to climate-related risks in relation to product development or pricing – Managing Climate-Related Risks, pages 57 to 60
- **Metrics and Targets (a)** Provided aggregated exposure to weather-related catastrophes – Exposure is negligible due to nature of insurance products sold
- **Metrics and Targets (v)** Disclose weighted-average carbon intensity emissions associated with commercial property and speciality lines – Not applicable

FCA Consumer Duty

Sabre recognises the importance of a firm's culture and purpose in its ability to be able to deliver good outcomes for customers.

The FCA regulatory requirements for Consumer Duty came into force on 31 July 2023. This regulation sets the standard of care that firms should give to customers in retail financial markets. It is designed to ensure firms put consumers at the heart of their business and focus on delivering good outcomes for customers. The Consumer Duty consists of a new Principle, three cross-cutting rules and four outcomes.

Governance

Sabre has put in place a robust governance process:

- Karen Geary, Independent Non-executive Director, is the Consumer Duty Champion.
- The Head of Compliance meets individually each month with the Consumer Duty Champion and the Chair of the Risk Committee.
- Consumer Duty is reported on at the Company's Leadership, Executive, and Risk Committees during the year.
- the Head of Compliance regularly provides reports to the Board on Consumer Duty.
- A framework has been built that provides the Board with assurance that customers will be receiving good outcomes.
- The Annual Consumer Duty Board Report is reviewed and approved by the Board.

Management information

Regulatory requirements apply to new and existing products. A thorough ongoing programme is in place:

- Our products are designed to meet the demands and needs of our target market and deliver fair value to the end consumer.
- A monthly Consumer Duty MI Dashboard is produced by the First Line of Defence and is subsequently reviewed and challenged by the Second Line.
- A robust set of key performance indicators are used to assess performance against each of the four outcomes.

Monitoring

Monitoring and training will be key to assuring customers are receiving good outcomes:

- All employees will complete annual mandatory training on Consumer Duty and this along with existing training in other key regulatory areas will support the delivery of good customer outcomes.
- The Head of Compliance is responsible for ensuring the regulatory requirements are fully adhered to.



Corporate Governance

- 67 | Chair's Governance Letter
- 68 | Board of Directors
- 72 | Governance Report
- 80 | Audit Committee Report
- 84 | Risk Committee Report
- 87 | Nomination & Governance Committee Report
- 90 | Remuneration Committee Report
- 94 | Directors' Remuneration Policy
- 105 | Annual Report on Directors' Remuneration
- 118 | Directors' Report
- 122 | Statement of Directors' Responsibilities



Chair's Governance Letter



Dear Shareholders,

On behalf of the Board, I present Sabre's Governance Report for the financial year ended 31 December 2024. This report explains Sabre's governance framework, how Sabre applies the provisions of the UK Corporate Governance Code (the "Code") and includes the committee reports from the Audit, Risk, Nomination & Governance and Remuneration Committees. The Board is responsible to shareholders for the strategic direction, management and control of the Group's activities and is committed to the highest standards of corporate governance in delivering in these areas. The Group's strategy and culture are aligned and are discussed at Board meetings. With regard to compliance with the Code, the Board considers that appropriate corporate governance standards were in place throughout 2024, except for those set out on page 78.

As at the year ended 31 December 2024, the Board consisted of seven Directors who had the appropriate balance of skills, experience, independence and knowledge of the Group to oversee the strategy, review management performance and to set the Group's values and standards to ensure that its obligations to its shareholders and other stakeholders are met. Further information about our Directors and the experience they bring to the Group is set out on pages 68 to 71 of this Annual Report.

During the year, we welcomed Ian Chapple to the Board as a Non-executive Director. Ian was subsequently appointed to the Remuneration, Audit and Nomination & Governance Committees. Further information regarding the process for Ian's appointment can be found in the Nomination & Governance Committee Report, on pages 87 to 89.

With effect from May 2023, Ian Clark was no longer independent (as defined by the UK Corporate Governance Code). However, due to Ian's significant contribution to the Group over the last ten years and his knowledge of the insurance industry, the Group asked him to remain on the Board as a Non-executive Director until he left the Board on 22 May 2024. I would like to thank Ian for his valuable contributions to the Board and to wish him well in his future endeavours.

Diversity remains a key consideration in the Board's succession planning. As at 31 December 2024, I am pleased to note that the Board was compliant with the Listing Rule requirements, with over 40% of the Board being women, that at least one senior Board position is held by a female and that one of the Board members is from an ethnic minority. Further information on the Group's Diversity Policy and its application can be found on pages 50 to 51.

Sabre's Annual General Meeting provides shareholders with the opportunity to vote on the resolutions put to them and, for those shareholders who attend, to ask questions of the Directors, including the Chairs of each Committee. The Notice of Meeting will be sent to shareholders and the result of the Annual General Meeting votes on all resolutions will be published on the Group's website.

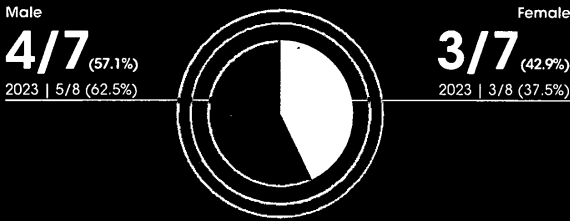
We look forward to engaging with you and to meeting shareholders at our forthcoming Annual General Meeting, which will be held at 9:30 am on Thursday 22 May 2025 at the Group's offices at Old House, 142 South Street, Dorking, RH4 2EU.

Rebecca Shelley
Group Chair
17 March 2025

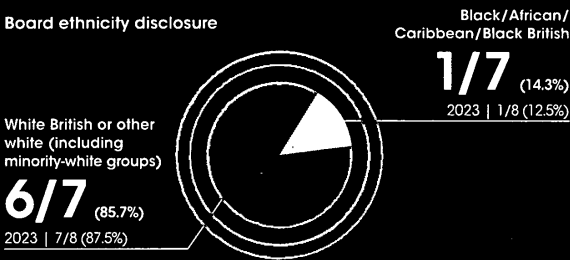
Board of Directors

As at 31 December 2024

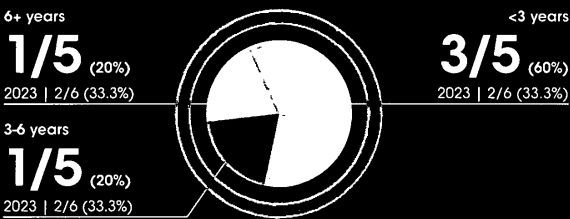
Board gender disclosure



Board ethnicity disclosure



Chair and Non-executive Directors' tenure



Directors' skills and experience matrix

Skill and experience	Number of Directors	% of the Board
Boardroom (outside of Sabre)	5/7	71.4%
Communications (internal/external)	6/7	85.7%
Compliance & regulatory	6/7	85.7%
Customer	4/7	57.1%
Cyber security/IT/data	2/7	28.5%
ESG incl. sustainability	3/7	42.8%
Financial	3/7	42.81%
HR incl. remuneration	5/7	71.4%
Insurance (outside of Sabre)	4/7	57.1%
Legal	1/7	14.2%
Marketing	2/7	28.5%
Operations	3/7	42.8%
Risk management	3/7	42.8%

Board of Directors continued

Committee key:

-  Chair of Committee
-  Audit Committee
-  Nomination & Governance Committee
-  Remuneration Committee
-  Risk Committee
-  Senior Independent Director
-  Independent Director
-  Non-executive Director responsible for Employee Engagement



Rebecca Shelley
Group Chair



Appointment

Rebecca Shelley was appointed a Non-executive Director of Sabre Insurance Group plc in October 2017 and became Chair in April 2024, following her appointment as acting Chair in November 2023.

Skills and experience

Rebecca brings extensive commercial and financial services experience to the Board, as well as her background of market-facing roles at listed companies. Having been Investor Relations and Corporate Communications Director at Norwich Union plc from 1998 to 2000, Rebecca moved to Prudential plc in 2000, starting as Investor Relations Director, and then became Group Communications Director with a seat on their Group Executive Committee. From 2012 to 2016, Rebecca was the Group Communications Director of Tesco plc and a member of their Executive Committee. During this time, she held positions on the board of the British Retail Consortium and was a trustee of the Institute of Grocery Distribution. Most recently, Rebecca spent three years at TP ICAP plc as Group Corporate Affairs Director and was a member of the Global Executive Committee.

She holds a BA (Hons) in Philosophy and Literature from the University of Warwick and has an MBA in International Business and Marketing from Cass Business School. Rebecca is also a Non-executive Director at Conduit Holdings Limited, Hilton Food Group and Liontrust Asset Management.

* On appointment as Group Chair



Geoff Carter
Chief Executive Officer

Appointment

Geoff Carter was appointed Director and Chief Executive Officer of Sabre Insurance Group plc in September 2017 (when the Company was incorporated) and has been a Director of Sabre Insurance Company Limited since 2015, when he joined as Chief Operating Officer, and became Chief Executive Officer in May 2017.

Skills and experience

Prior to joining the Group, Geoff was Chief Executive Officer of Tesco Underwriting Limited and has over 20 years' experience in managing insurance operations. Prior to that, Geoff was employed by Ageas Insurance UK as Managing Director of Ageas Insurance Solutions Limited and spent seven years at Churchill Insurance/Direct Line Group. He is a Chartered Insurer and holds a Master of Business Administration from Sheffield Business School and a Postgraduate Diploma in Marketing from the Chartered Institute of Marketing. Geoff is also a Director of the Motor Insurance Bureau and active in ABI committees.



Board of Directors continued



Adam Westwood
Chief Financial Officer

Appointment

Adam Westwood was appointed Director and Chief Financial Officer of Sabre Insurance Group plc in September 2017 (when the Company was incorporated), has been a Director and Chief Financial Officer of Sabre Insurance Company Limited since September 2016, and joined as Financial Controller in 2014.

Skills and experience

Adam is a qualified chartered accountant, having joined Ernst & Young LLP's insurance audit team in 2006 and qualified as a chartered accountant in 2009. Adam has over 15 years' experience of the insurance sector and holds a BSc (Hons) degree in Physics and Business Studies from the University of Warwick.



Ian Chapple
Non-executive Director



Appointment

Ian was appointed as Independent Non-executive Director in September 2024.

Skills and experience

Ian brings more than 30 years of industry expertise to Sabre's Board and has a strong track record in digital, technology, and data. He has successfully delivered IT strategy, transformation, and cybersecurity programmes for several large businesses within and outside of the insurance sector and currently holds the position of Group Chief Information Officer of Odeon Cinemas Group. Prior to this, he served as a Director in Deloitte's Financial Services division. Ian has extensive experience across the financial services industry, including general insurance, life assurance, pensions, and investment management. During his career, he has acted as Chief Information Officer at Swinton Insurance, Head of Digital at Tesco Bank, and IT Director for the UK life division of Aviva.



Karen Geary
Non-executive Director



Appointment

Karen Geary was appointed as Non-executive Director of Sabre Insurance Group plc in December 2020 and is the Non-executive Director responsible for employee engagement and the Board's Consumer Duty Champion and Chair of the Remuneration Committee.

Skills and experience

Karen brings over 20 years of executive leadership experience across start-up and listed blue-chip organisations, as well as international HR and business transformation experience across a variety of industries, particularly in Europe and the US. Karen is a former FTSE 100 HR director with an extensive track record in the technology industry. Between 1998 and 2013, Karen was with The Sage Group plc, where she built and led the HR function as Group HR Director and from 2004 was a member of the Executive Committee. Subsequent to this, Karen held senior positions with a US-based software business, followed by a FTSE 100 software company which she originally joined as Non-executive Director and Chair of the Remuneration Committee.

In addition to her role at Sabre, Karen holds external appointments as Senior Independent and Non-executive Director of Mobico Group plc and as a Non-executive Director and Chair of the Remuneration Committee of PageGroup plc. Her previous non-executive roles include MicroFocus plc and ASOS plc.



Board of Directors continued



Bryan Joseph
Non-executive Director



Appointment

Bryan Joseph was appointed a Non-executive Director of Sabre Insurance Group plc in June 2023, and is Chair of the Risk Committee. Bryan was appointed as Sabre's Senior Independent Director in May 2024.

Skills and experience

Bryan brings more than 40 years of industry experience to Sabre's Board and has worked in a number of senior actuarial roles throughout his career, spanning the insurance and reinsurance industry internationally. Bryan is currently a partner with Vario Partners LLP where he is one of the founding partners of that business. Prior to this, Bryan led the PwC actuarial practice globally and was a member of the firm's insurance leadership team. Bryan was Chair of the Board of XL Insurance Company SE and was an Independent Non-executive Director of XL Re Europe SE and of AXA XL Insurance Company UK Limited and AXA Underwriting Agencies Limited, chairing the audit committees of the UK entities. Bryan has been appointed as an Independent Non-executive Director on the Boards of Lancashire Holdings Limited and Lancashire Syndicates Limited.



Alison Morris
Non-executive Director



Appointment

Alison Morris was appointed as Non-executive Director of Sabre Insurance Group plc in May 2022, and is Chair of the Audit Committee.

Skills and experience

Alison is a chartered accountant and brings extensive recent and relevant experience of the financial services sector as well as a detailed and specialist knowledge of accounting and auditing practice and the audit market. Alison was a partner in PwC's financial services audit practice from 1994 until the end of 2019. She has led external audits and internal audit projects across the financial services sector in the FTSE 100 and FTSE 250 and held a number of leadership roles within PwC, including sitting on the executive management team which led their audit practice.

She is a Non-executive Director and Audit Committee Chair of Paragon Banking Group plc where she is the SID. She is a Non-executive Director of Quilter plc. Until recently she was a Non-executive Director and Audit Committee Chair of M&G Group Limited, part of the M&G plc group and of Vanquis Bank Limited, part of Vanquis Banking plc. Alison holds a MA in Economics with International Studies from the University of St Andrews.

Changes during the year:

Ian Clark left the Board with effect 22 May 2024. His biography can be found in the Annual Report and Accounts for the financial year ending 31 December 2023.



Governance Report

Governance Framework

-  For the Audit Committee Report go to pages 80 to 83
-  For the Risk Committee Report go to pages 84 to 86
-  For the Nomination and Governance Committee Report go to pages 87 to 89
-  For the Remuneration Committee Report go to pages 90 to 93

Shareholders

Chair

The Chair is responsible for the leadership of the Sabre Insurance Group plc Board and for ensuring that it operates effectively through productive debate and challenge.

The Board

The Board is responsible for providing leadership to the Group. It does this by setting strategic priorities and overseeing their delivery in a way that is aligned with Sabre's culture and anchors sustainable long-term growth while maintaining a balanced approach to risk within a framework of effective controls and taking into account the interests of a diverse range of stakeholders. There are certain matters which are reserved for the Board's decision.

Board Committees

The terms of reference of each Committee are documented and agreed by the Board. The Committees' terms of reference are reviewed annually and are available in the Governance section of Sabre's corporate website at www.sabreplc.co.uk.

Audit Committee

To monitor the integrity of the Group's accounts, and the adequacy and effectiveness of the systems of internal control. To monitor the effectiveness and independence of the internal and external auditors.

Risk Committee

To monitor and review the effectiveness of the risk management and compliance framework and internal controls.

Nomination & Governance Committee

To keep under review the composition, structure and size of and succession to the Board and its Committees to provide succession planning for the Executive Team and the Board leading the process for all Board appointments. To exclude the balance of skills, knowledge, experience and diversity on the Board.

Remuneration Committee


To set remuneration for all Executive Directors and the Chair, including pension rights and any compensation payments. To oversee remuneration and workforce policies and practices and take these into account when setting the policy for Directors' remuneration. Oversight of wider employee reward policies.

Chief Executive Officer

Responsible for the day-to-day running of the Group's business and performance, and the development and implementation of strategy.

Executive Team

Supporting the Chief Executive in developing the Group's strategy and its implementation.



Governance Report continued

The Board is collectively responsible for setting Sabre Insurance Group and its subsidiaries' (the "Group") strategic aims and providing the leadership team to put those into effect through the management of the Group's business within a governance framework. It does this by setting the Group's strategy and ensuring that appropriate standards, controls and resources are in place for the Group to meet its obligations, and by reviewing management's performance. This includes ensuring that the Group has a Code of Conduct, which sets out the Group's policy of conducting all business affairs in a fair and transparent manner and maintaining high ethical standards in dealings with all relevant parties. The Code of Conduct is available at www.sabreplc.co.uk/about-us/code-of-conduct.

In order to ensure there is a clear division of responsibilities between the Board and the running of the business, the Board has a formal Schedule of Matters and Matters Reserved for the Board, which confirms what decisions are reserved for the Board. These documents are reviewed on an annual basis and include the Group's strategic aims; objectives and commercial strategy; governance and regulatory compliance; structure and capital; financial reporting and controls; internal controls and risk management; major capital commitments; major contracts and agreements; shareholder engagement; remuneration of senior executives; material corporate transactions; and any changes to the Schedule of Matters and Matters Reserved for the Board.

The Board and leadership

The Group Directors and details of their experience and the date of their appointment are set out on pages 68 to 71.

As at 31 December 2024, the Board consisted of seven Directors: The Group Chair, two Executive Directors and four Non-executive Directors. The independence of the Non-executive Directors is reviewed annually in accordance with the criteria set out within Provision 10 of the Code, and it is confirmed that all of the Group's Non-executive Directors remained independent as at 31 December 2024.

The Board of Directors recognises the need for and the importance of acting with integrity and do so in their roles as Directors of the Group. All of the Directors bring strong judgement to the Board's deliberations. During the year, the Board was of sufficient size and diversity that the balance of skills and experience was considered to be appropriate for the requirements of the business.

Board meetings

The Board meets at least six times a year with supplementary ad hoc meetings as required. There is a planned cycle of activities, managed through the Schedule of Matters and Matters Reserved for the Board, and a formal agenda is prepared for each Board and Committee meeting. Minutes and a follow-up list of matters arising from each Board and Committee meeting are maintained and reviewed at every meeting. In addition to this, verbal updates are provided by each Committee Chair at the following Board meeting.

Company Secretary

The Company Secretary acts as Secretary to the Board and to its Committees, apart from the Risk Committee which is minuted by another member of the Company Secretariat. The appointment or removal of the Company Secretary is a matter for the Board as a whole. The Company Secretary assists the Chair in ensuring that the Board and the Group have the appropriate policies, processes, information, time and resources they need to fulfil their duties and to function effectively and efficiently. Annika Kingan has been the Group's Company Secretary since 2018.



Governance Report continued

Division of responsibilities

The Chair is primarily responsible for leading the Board, setting its agenda, promoting a culture of openness and debate and monitoring its effectiveness. The Chair is supported by the Senior Independent Director, who acts as a sounding board and serves as an intermediary for the other Directors. Neither the Chair nor the Senior Independent Director are involved in the day-to-day management of the Group. Save for the Schedule of Matters and Matters Reserved for the Board, the Chief Executive Officer (with the support of management) is responsible for proposing the strategy to be adopted by the Group, running the business in accordance with the strategy agreed by the Board and implementing Board decisions. The Board has approved the clear division of responsibilities between the Chair, Chief Executive Officer and Senior Independent Director, as shown in the table below. The division of responsibilities is reviewed annually.

Non-executive Directors

Along with the Chair and Executive Directors, the Non-executive Directors are responsible for ensuring the Board and its Committees fulfil their responsibilities. It is the Non-executive Directors' role to provide constructive challenge, strategic guidance, offer their respective specialist advice and hold management to account. The Non-executive Directors combine broad business and commercial experience, in particular in the financial services and insurance sectors, with independent and objective judgement and they provide independent challenge to the Executive Directors. The balance between Non-executive and Executive Directors enables the Board to provide clear and effective leadership across the Group's business.

Chair	Senior Independent Director	Chief Executive Officer
<ul style="list-style-type: none"> - Sets the Board agenda primarily focusing on strategy, performance, value creation, culture and stakeholders - Ensures the Board has an effective decision-making process, demonstrating objective judgements and constructive challenge - Ensures the Board has an appropriate balance of skills, knowledge, experience and diversity - Leads the induction and development plans for new and existing Board members - Communicates with major shareholders and ensures the Board understands their views - Ensures the Board receives accurate, timely and clear information - Leads the annual Board evaluation 	<ul style="list-style-type: none"> - Supports the Chair in the delivery of their objectives - Acts as a sounding board for the Chair and serves as an intermediary for the other Directors - Is available to shareholders if they have concerns that cannot be resolved through the normal channels - Works with the Chair and other Directors and shareholders to resolve significant issues where necessary - Leads the annual performance evaluation of the Chair 	<ul style="list-style-type: none"> - Runs the Group's business and delivers its commercial objectives - Proposes and develops the Group's strategy, in close consultation with the Executive Team, the Chair and the Board - Implements the decisions of the Board and its Committees - Ensures operational policies and practices drive appropriate behaviour, in line with the Group's culture - Leads the communication programme with key stakeholders, including employees and customers - Ensures management provides the Board with appropriate information and necessary resources

Governance Report continued

Board and Committee meetings

The attendance of Directors at Board and Committee meetings held in the financial year ended 31 December 2024 is illustrated in the table across the page. During the year, the Board reviewed and amended the membership of its Committees. As a consequence of this review, no changes to the Committees' membership was made. However, following his appointment, Ian Chapple joined the Audit Committee, the Nomination & Governance Committee and the Remuneration Committee, and Rebecca Shelley left the Audit and Remuneration Committees. Details of the membership of each Committee as at 31 December 2024 can be found in each relevant Committee Report.

The activities of the Board during the year are set out across the page and the reports from each of these Committees are set out on pages 80 to 93 of this Annual Report.

During the financial year ended 31 December 2024, the Board scheduled and formally met six times, during which it reviewed, discussed and approved:

- the financial performance of the Group;
- the 2023 Annual Report and Accounts, including the Committee reports, Viability and Going Concern Statements and the RNS of the results for the financial year which ended on 31 December 2023;
- the Notice of Meeting and Proxy Form for the 2024 Annual General Meeting;
- the 2024 Half Year Results, AGM Trading Statement and Q3 Trading statement;
- the Group's strategy;
- the payment of dividends, including the final dividend for the financial year which ended on 31 December 2023, and an interim dividend for the financial year which ended on 31 December 2024;
- the results of the Group's 2023 Board Effectiveness Review; and
- the 2025 budget.

In addition, the Board and the Committees regularly received updates, reports and presentations from other senior employees, including the Chief Actuary, the Claims Director, the Chief Risk Officer, the Company Secretary, the Head of IT, the Head of Compliance and the Head of HR.

During the financial year ended 31 December 2024, the Board met an additional five times as a Committee to discuss the Half Year Trading Update and Half Year Results, to sign off the AGM Trading Statement and Q3 2024 statements and to sign off work related to compliance with the Operational Resilience Regulations.

Board Committees

In order to provide effective oversight and leadership, the Board has delegated certain aspects of its responsibilities to the following committees of the Board ("Committees"):

- The Audit Committee
- The Risk Committee
- The Nomination & Governance Committee
- The Remuneration Committee

The terms of reference of these Committees are reviewed and approved by the Board annually and are available on the Group's website at <https://www.sabreplc.co.uk/about-us/corporate-governance/>.

The Committee Reports are set out on pages 80 to 93 of this Annual Report.

Attendance by Directors at scheduled Board and Committee meetings

(number attended/number required to attend)

Director	Board (scheduled meetings)	Board Committee meetings & unscheduled meetings	Audit Committee	Risk Committee	Nomination & Governance Committee	Remuneration Committee
Geoff Carter	6/6	5/5	-	-	-	-
Ian Chapple*	2/2	2/2	1/1	-	1/1	2/2
Ian Clark**	3/3	-	-	-	-	-
Karen Geary	5/6	5/5	-	6/6	4/4	5/5
Bryan Joseph	6/6	3/3	5/5	6/6	3/3	3/4
Alison Morris	6/6	5/5	5/5	6/6	3/3	-
Rebecca Shelley***	6/6	4/5	2/2	-	4/4	4/4
Adam Westwood	6/6	4/5	-	-	-	-

* Joined the Board, Audit, Nomination & Governance and Remuneration Committees with effect from September 2024

** Left the Board with effect from May 2024

*** Joined the Audit Committee with effect from May 2024 and left both the Audit and Remuneration Committees with effect from September 2024

Governance Report continued

Diversity

The Board recognises the importance of being diverse in its make-up to ensure creative and innovative thinking, improved decision making and that this leads to better outcomes for the Group. Diversity is a key factor in reviewing the Board's composition and recommending appointments. When recruiting, the Board requires that executive search agencies provide diverse shortlists and ensures that all Board appointments are based on merit. As at 31 December 2024, the Board had three female Directors out of seven, which is equivalent to 42.9% of the Board being female, thus meeting the 40% female representation target set by the FTSE Women Leader's Review, and has at least one senior Board position that is held by a female. The Board also meets the Parker Review target that at least one member of the Board is from an ethnic minority background. Further information on Sabre's approach to diversity and inclusion can be found on pages 50 to 51 of this report.

Effectiveness

The Board is structured to provide the Group with an appropriate balance of skills, experience, knowledge and independence to enable it to discharge its duties and responsibilities effectively. Given the nature of the Group's business, insurance, actuarial and accounting experience as well as experience of the financial services sector is clearly of benefit and this is reflected in the composition of the Board and its Committees. Decisions at Board meetings are taken by a majority vote of the Directors and in the case of an equality of votes the Group's Articles of Association ("Articles") provide that the Chair has a second or casting vote. The Board considers that no single Director can dominate or unduly influence decision making. During the year, the Chair and the Non-executive Directors met without the Executive Directors, and the Non-executive Directors met without the Chair present.

Induction and ongoing professional development

The Board has a thorough induction programme for Directors to participate in upon joining the Board. This programme is monitored by the Chair and is the responsibility of the Company Secretary. Depending upon their qualifications and experience, the programme includes presentations and briefings, meetings with Board Directors, senior management, external advisers, and visits to the Group's office in Dorking, Surrey.

The ongoing professional development of the Directors has been reviewed by the Board and its Committees. The Chair reviews and agrees the training and development needs with each of the Directors during each year. Directors have the opportunity to highlight specific areas where they feel their skills or knowledge would benefit from development as part of the Board evaluation process, and are encouraged to continue their own professional development through attendance at seminars and conferences. Directors confirm annually that they have received sufficient training to fulfil their duties.

Information and advice

Directors are provided with appropriate documentation usually a week in advance of each Board and Committee meeting. The Group uses an online platform to distribute its Board and Committee papers securely and efficiently, which maximises information security and has minimal environmental impact. All Directors have access to the advice and services of the Company Secretary for information and guidance, and she is responsible for ensuring that all Board procedures have been complied with. Directors may also obtain independent professional advice at the Group's expense if they believe it is required in the furtherance of their duties. No such advice was sought by any Director during the year.

Time commitment

As part of the appointment process and their annual review, the Non-executive Directors each confirm that they are able to allocate sufficient time to the Group to discharge their responsibilities effectively and Directors are expected to attend all scheduled Board meetings, relevant Committee meetings, the Annual General Meeting and any general meeting of the Group.

The other public company commitments of the Chair and the other Directors are as indicated in their biographies on pages 68 to 71. Each Director is required to seek permission from the Chair and the Board before accepting additional commitments. This is to ensure that additional appointments are not a conflict of interest and that the Director will have sufficient time to devote to their continued role at Sabre. The Board is satisfied that the Chair and each Non-executive Director can allocate sufficient time to enable them to discharge their duties and responsibilities effectively.

Performance evaluation

The Board recognises the importance of evaluating annually the performance and effectiveness of the Board, its Committees, the Chair and individual Directors. During the year, a formal annual review of the performance of the Board, its Committees, the Chair and individual Directors was completed. Having carried out an external Board effectiveness review in 2022, this year an exercise sponsored by the Chair and assisted by the Company Secretary was completed. The questionnaire used as part of the process consisted of questions covering the Board, the Committees and the Chair's performance and was completed by all the Directors of the Group and Sabre Insurance Company Limited (the Group's operating subsidiary). The results of this review were discussed at the Board meeting in February 2025. The annual Board Effectiveness Review concluded that the Board is effective. It found that the Board works well, with a healthy balance of discussion, challenge and support. There is a good relationship between the Executive Team and the Non-executive Directors, with the business being open and transparent with the Non-executive Directors about its strategy, performance and challenges. As we look forward, the Board will ensure it focuses on tracking the delivery of the Group's Ambition 2030 strategy through regular updates at Board meetings, and ensure the two strategy events in the year focus on the Group's longer-term ambition and growth initiatives, as well as the structure, capabilities, talent and succession planning which needs to be in place to deliver that.

Appointment of Directors

The Articles provide that Directors may be appointed by the Board or by the Group by ordinary resolution. A Director appointed by the Board may only hold office until the next Annual General Meeting of the Group following their appointment and is then eligible for election by the shareholders. The Board, through the Nomination & Governance Committee, has reviewed and adopted the Code recommendation that all Directors should be subject to annual re-election (in compliance with Code Provision 18). During 2024, all the Directors apart from Ian Clark stood for election or re-election at the Annual General Meeting and were successful in their appointment or re-appointment.

Governance Report continued

Further details regarding the terms of appointment and remuneration for the Executive Directors and Non-executive Directors are set out in the Annual Report on Directors' Remuneration on pages 105 to 117 and their service contracts and terms of appointment are available for inspection in accordance with the Code at the Group's office and at the Group's Annual General Meeting.

Conflicts of interest

All Directors have a duty to avoid conflicts of interest and must declare any conflict of interest that could interfere with their ability to act in the best interests of Sabre. The Board has established a procedure to deal with Directors' conflicts of interest which complies with the Group's Articles and the provisions in section 175 of the Companies Act 2006. Schedules of a Director's actual or potential conflicts are compiled based on disclosures made by the Director. These are updated and reviewed on an annual basis in addition to conflicts or potential conflicts being considered at the beginning of Board meetings.

Accountability

The Board, through the Audit Committee, reviews the Group's financial and business reporting and maintains the Group's relationship with its auditors, the details of which are set out in the Audit Committee Report on pages 80 to 83. Through the Risk Committee, the Board receives reports regarding the Group's risk management, compliance and internal control systems and the effectiveness of these. Further details are set out in the Risk Committee Report on pages 84 to 86.

Anti-bribery and corruption

As part of Sabre's commitment to preventing bribery and corruption, the Group has an Anti-Bribery and Corruption Policy, which is reviewed and approved annually by the Risk Committee. Further details are set out in the Risk Committee Report on pages 84 to 86.

Modern slavery

Sabre annually considers the 2015 Modern Slavery Act. Sabre has a zero-tolerance approach to any form of slavery and human trafficking and confirms to the best of its knowledge that there is no slavery or human trafficking within its supply chain. The Group's Modern Slavery Statement is reviewed and approved by the Board on an annual basis and can be found on the Group's website <https://www.sabreplc.co.uk/about-us/corporate-governance/modern-slavery-statement/>.

Whistleblowing arrangements

The Group has a Whistleblowing Policy, which enables and encourages employees to report in confidence any possible improprieties in either financial reporting or other matters to an external hotline. The Group's Whistleblowing Policy is reviewed and approved by the Audit Committee on an annual basis.

Remuneration

Details of the Directors' remuneration and the work of the Remuneration Committee as required by the Large and Medium-sized Companies and Groups (Accounts and Reports) Regulations 2008 (as amended) can be found in the Annual Report on Directors' Remuneration on pages 105 to 117. Although the Group does not formally engage with its employees on executive remuneration, the Board engages with employees via the designated Non-executive Director for workforce engagement, Karen Geary, who is appointed to represent employee opinions at the Board. Karen leads on ensuring effective engagement with employees and regularly feeds back to the Remuneration Committee and the Board following her meetings with employees. This process does not currently include an active two-way dialogue with the employees on executive pay but this approach is being kept under review.

Relations with shareholders

Through this Annual Report and, as required, through other periodic announcements, the Board is committed to providing shareholders with a clear assessment of the Group's position and prospects. The Board recognises the importance of engaging constructively with shareholders and, during the year, the Chief Executive Officer and the Chief Financial Officer continued to engage with shareholders through investor presentations,

conferences and roadshows, ensuring they are up to date with their views. These views are regularly shared with the Board, and the Chair and the Senior Independent Director remain available to meet shareholders separately to discuss any issues or concerns they may have. In addition to this, during the year, Rebecca Shelley also met with a number of the Group's shareholders. In addition to these meetings, the Group keeps shareholders informed primarily by way of the Annual Report, Half Year Results, Trading Statements and the Annual General Meeting. This information and other significant announcements of the Group will be released to the London Stock Exchange and will be available on the Group's website <https://www.sabreplc.co.uk/investors/regulatory-news/>.

Major shareholders

The holdings of our major shareholders can be found on page 120 of this Annual Report.

Share register

The share register is managed on the Group's behalf by Equiniti, who can be contacted at Aspect House, Spencer Road, Lancing, West Sussex BN99 6DA or by telephone on 0371 384 2030 or, if dialling internationally, on +44 121 415 7047.

Annual General Meeting ("AGM")

Notice of the Group's AGM for the 2025 financial year will be sent to shareholders at least 21 clear days before the meeting. The AGM will provide shareholders with the opportunity to vote on the resolutions put to shareholders and, for those shareholders who attend, to ask questions of the Board of Directors, including the Chairs of the Committees. The result of the voting on all resolutions proposed at the AGM will be published on the Group's website, post the conclusion of the meeting. Further information on the Group's AGM can be found on page 121.

Governance Report continued

Statement of Corporate Governance

Compliance with Code provisions

The Board is committed to high standards of corporate governance across the Group and supports the principles laid down in the UK Corporate Governance Code (the "Code"), as issued by the Financial Reporting Council. The Board considers that the Group was compliant with most of the principles and provisions of the Code during the financial year ended 31 December 2024. The Board notes that it did not engage with employees regarding executive remuneration pay levels, and therefore is not compliant with Provision 41 of the Code but notes that the Board does regularly engage with employees through the appointment of a Non-executive Director responsible for employee engagement, who meets regularly with employees and provides feedback to the Board on employee views. It would be this mechanism that the Group would use to seek engagement with employees regarding executive remuneration pay levels. Whilst awaiting regulatory approval of Rebecca Shelley as Chair of the Group and Bryan Joseph as Senior Independent Director, the Group did not have a Senior Independent Director as required by Provision 12 of the Code.

To ensure the Group remains compliant with the principles of the Code, the Board reviews and addresses its training and development needs by attending various seminars and teach-ins from advisers at Board meetings, and in 2024 completed an internal Board Effectiveness Review, which evaluated the performance of the Board, its Committees and the Group Chair. Further information on the Board Effectiveness Report for the financial year ended 31 December 2024 can be found on page 76.

Principles of the Code

Board leadership and company purpose	Section of the Annual Report
A. A successful Company is led by an effective and entrepreneurial Board, whose role is to promote the long-term sustainable success of the Company, generating value for shareholders and contributing to wider society.	Governance Report (pages 72 to 79)
B. The Board should establish the Company's purpose, values and strategy, and satisfy itself that these and its culture are aligned. All Directors must act with integrity, lead by example and promote the desired culture.	Strategic Report (pages 1 to 65)
C. The Board should ensure that the necessary resources are in place for the Company to meet its objectives and measure performance against them. The Board should also establish a framework of prudent and effective controls, which enable risk to be assessed and managed.	Directors' Remuneration Policy (pages 94 to 104) Principal Risks and Uncertainties (pages 24 to 33)
D. In order for the Company to meet its responsibilities to shareholders and stakeholders, the Board should ensure effective engagement with, and encourage participation from, these parties.	Governance Report (pages 72 to 79)
E. The Board should ensure that workforce policies and practices are consistent with the Company's values and support its long-term sustainable success. The workforce should be able to raise any matters of concern.	Responsibility and Sustainability (pages 44 to 64)
Division of responsibilities	Section of the Annual Report
F. The Chair leads the Board and is responsible for its overall effectiveness in directing the Company. They should demonstrate objective judgement throughout their tenure and promote a culture of openness and debate. In addition, the Chair facilitates constructive Board relations and the effective contribution of all Non-executive Directors, and ensures that Directors receive accurate, timely and clear information.	Governance Report (pages 72 to 79)
G. The Board should include an appropriate combination of executive and Non-executive (and, in particular, independent Non-executive) Directors, such that no one individual or small group of individuals dominates the Board's decision making. There should be a clear division of responsibilities between the leadership of the Board and the executive leadership of the Company's business.	Governance Report (pages 72 to 79)

Governance Report continued

<small>Division of responsibilities continued</small>	<small>Section of the Annual Report</small>
H. Non-executive Directors should have sufficient time to meet their Board responsibilities. They should provide constructive challenge, strategic guidance, offer specialist advice and hold management to account.	Governance Report (pages 72 to 79)
I. The Board, supported by the Company Secretary, should ensure that it has the policies, processes, information, time and resources it needs in order to function effectively and efficiently.	Governance Report (pages 72 to 79)
Composition, succession and evaluation	
<small>Section of the Annual Report</small>	
J. Appointments to the Board should be subject to a formal, rigorous and transparent procedure, and an effective succession plan should be maintained for Board and senior management. Both appointments and succession plans should be based on merit and objective criteria and, within this context, should promote diversity of gender, social and ethnic backgrounds, cognitive and personal strengths.	Governance Report (pages 72 to 79) Nomination & Governance Committee Report (Pages 87 to 89)
K. The Board and its Committees should have a combination of skills, experience and knowledge. Consideration should be given to the length of service of the Board as a whole and membership regularly refreshed.	Governance Report (pages 72 to 79)
L. Annual evaluation of the Board should consider its composition, diversity and how effectively members work together to achieve objectives. Individual evaluation should demonstrate whether each Director continues to contribute effectively.	Governance Report (pages 72 to 79)
Audit, risk and internal control	
<small>Section of the Annual Report</small>	
M. The Board should establish formal and transparent policies and procedures to ensure the independence and effectiveness of internal and external audit functions and satisfy itself on the integrity of financial and narrative statements.	Audit Committee Report (pages 80 to 83)
N. The Board should present a fair, balanced and understandable assessment of the Company's position and prospects.	Audit Committee Report (pages 80 to 73)
O. The Board should establish procedures to manage risk, oversee the internal control framework and determine the nature and extent of the principal risks the Company is willing to take in order to achieve its long-term strategic objectives.	Principal Risks and Uncertainties (pages 24 to 33) Risk Committee Report (pages 84 to 86)
Remuneration	
<small>Section of the Annual Report</small>	
P. Remuneration policies and practices should be designed to support strategy and promote long-term sustainable success. Executive remuneration should be aligned to Company purpose and values, and be clearly linked to the successful delivery of the Company's long-term strategy.	Remuneration Committee Report (pages 90 to 93)
Q. A formal and transparent procedure for developing policy on executive remuneration and determining Director and senior management remuneration should be established. No Director should be involved in deciding their own remuneration outcome.	Remuneration Committee Report (pages 90 to 93)
R. Directors should exercise independent judgement and discretion when authorising remuneration outcomes, taking account of Company and individual performance, and wider circumstances.	Remuneration Committee Report (pages 90 to 93)

The Group has reviewed the changes to the revised Code which the Financial Reporting Council published in January 2024 and intends to be compliant with the revised Code in the 2025 Annual Report and Accounts to be published in 2026.

Audit Committee Report



Committee meetings in 2024

5

Committee meetings in 2024

JAN	FEB	MAR	APR	MAY	JUN
	X	X		X	
JUL	AUG	SEP	OCT	NOV	DEC
X				X	

Committee members

The membership as at the date of this report together with such members' appointment dates and attendance record for the year ended 31 December 2024 are set out below:

Committee members	Date appointed to Committee	Attendance
Alison Morris (Chair)	May 2022	5/5
Ian Chapple	September 2024	1/1
Bryan Joseph	June 2023	5/5
Rebecca Shelley*	May 2024	2/2

* Left with effect from September 2024

The Audit Committee (the "Committee")

The Committee comprises at least two Non-executive Directors of the Group, who are considered to be free of any relationship that would affect their impartiality in carrying out their responsibilities and are independent as required under Provision 17 of the UK Corporate Governance Code (the "Code"). Members of the Committee are appointed by the Board, on the recommendation of the Nomination & Governance Committee and the Chair of the Committee. The Committee is to be chaired by an individual who has significant, recent and relevant financial experience.

The Chair, Chief Executive Officer, Chief Financial Officer and Chief Actuary are invited to attend meetings, unless they have a conflict of interest. In addition, the External Audit Partner, the Internal Audit Partner, the Company Secretary and Head of Internal Audit are invited to attend part or all of the Committee meetings, providing there is no conflict of interest. Other relevant people from the Group may also be invited to attend all or part of a meeting to provide deeper insight into the Group and its issues. The Board considers that membership of the Audit Committee is appropriate and has skills and competencies relevant to the role of the Committee and the insurance sector.

The Committee regularly meets privately with either the External Audit Partner or the Internal Audit Partner. These private meetings alternate at each meeting and give the external parties access to the Committee members. The Committee Chair also meets regularly with both Internal and External Audit Partners outside of the Committee meetings and is available to shareholders at the Group's Annual General Meeting. The Committee is kept up to date with relevant developments in Accounting Standards and regulatory requirements through updates from the Chief Financial Officer, Chief Actuary, Company Secretary, Internal Audit and External Audit, as and when it is appropriate. Additionally, it is expected that Committee members keep their knowledge up to date by attending relevant external or internal training sessions.

The Chair of the Committee reports to subsequent meetings of the Board and the Company Secretary acts as Secretary to the Committee. Annually, the Committee reviews its effectiveness.

Audit Committee Report continued

Roles and responsibilities

The Committee, in line with its terms of reference, meets at least three times a year, and as and when required. The terms of reference of the Committee can be found on the Group's website www.sabreplc.co.uk/about-us/corporate-governance and are reviewed by the Committee on an annual basis.

In accordance with its terms of reference the Board has delegated to the Committee responsibility for overseeing key areas of responsibility which include the following:

- **External Audit** – this includes considering and making recommendations to the Board on the appointment of the external auditor (including approving the remuneration and terms of appointment) as well as reviewing the external auditor's annual audit plan and the results therefrom, reviewing the quality and effectiveness of the audit, approving the policy on non-audit services carried out by the external auditors and reviewing auditor independence. The Committee is responsible for managing the relationship with the Group's external auditor, PwC, on behalf of the Board. The effectiveness of the external audit process is dependent upon communication between the Group and the auditor, which allows each party to raise potential accounting and financial reporting issues as and when they arise, rather than limiting this exchange to only during regularly scheduled meetings.
- **Financial and narrative reporting** – this area of responsibility includes monitoring the integrity and compliance of the Group's financial statements and for providing effective governance over the Group's financial reporting, as well as reviewing significant financial reporting issues and judgements made in connection with them.
- **Internal Audit** – during the year, the Committee outsourced the Internal Audit function to Deloitte LLP. The Committee reviews and approves the Internal Audit plan and receives updates on the Internal Audit activity. Internal Audit reports are made available to the Committee, the Chief Executive Officer, Chief Financial Officer, Chief Risk Officer, the Company Secretary, and relevant members of Management.
The primary objective of the function is to systematically and objectively assess:
 - i. The effectiveness of the business controls over the Group's operations, financial reporting, risk and compliance areas.
 - ii. The adequacy of these systems of control to manage business risk and safeguard the Group's assets and resources.
- **Internal controls** – this includes reviewing the effectiveness of the Group's system of internal controls and ensuring timely action is taken by Management to address matters arising from the Internal Audit reports.
- **Reserves review** – the establishment of insurance liabilities in respect of reported and unreported claims is the most significant area of judgement within the financial statements. The Committee maintains oversight of the reserving process and assumptions used in setting the level of insurance liabilities, which are assessed by the Group's actuaries on a quarterly basis.
- **Whistleblowing** – reviewing arrangements by which employees may in confidence raise concerns about possible improprieties regarding financial reporting and other matters. The Committee receives an annual whistleblowing report and reports matters to the Board as appropriate.

2024 and the Committee

The Committee was in place throughout the financial year ended 31 December 2024 and met five times during the period. The Audit Committee was chaired by Alison Morris. Rebecca Shelley joined the Audit Committee with effect May 2024 and left the Committee with effect September 2024 and in September 2024 Ian Chapple joined the Committee. There were no further changes to the make-up of the Committee during the year and the Board is comfortable that the make-up of the Committee ensures that it is fully able to fulfil its duties. The Board considers that Alison has the appropriate financial expertise, as she is a qualified accountant with significant financial services audit experience, and therefore meets Provision 24 of the UK Corporate Governance Code. All members of the Committee attended all of the meetings they were eligible to attend.

The Chief Executive Officer, Chief Financial Officer and the Chief Actuary attended all the Committee meetings, as did the External Audit and Internal Audit Partners. All meetings were minuted by the Company Secretary. The Committee Chair also held regular individual meetings with members of Management, the Group's External and Internal Audit Partners, and the Company Secretary and Head of Internal Audit.



Audit Committee Report continued

During the financial year ended 31 December 2024, the Committee reviewed:

- The accounting issues and significant judgements related to the financial statements, including the adequacy of insurance liabilities;
- The appropriateness of the Group's accounting policies;
- The process and stress testing undertaken to support the Group's viability and going concern statements;
- The external audit plan, which included key areas of scope, significant risks in the financial statements, confirmation of the external auditor's independence and the proposed audit fee;
- The effectiveness of the external auditor;
- The Group's system of controls and its effectiveness using information drawn from a number of different sources, including Management, and independent assurance provided by Internal Audit and the external auditor;
- Reports from the Group's outsourced Internal Audit function including reviewing and approving their fees; and
- The Committee's annual effectiveness report responses and concluded that the Committee was effective.

Furthermore, the Committee approved:

- The external audit fees and the policy on non-audit services conducted by the Group's external auditor;
- For recommendation to the Board the Group's Annual Report and Accounts;
- For recommendation to the Board, which agreed to recommend to shareholders, the re-appointment of PwC as the Group's external auditor. It is noted that the shareholders of the Group approved the re-appointment of PwC at the Annual General Meeting held in May 2024;
- The Committee's terms of reference and confirmed that the Committee had sufficient resources to enable it to complete its responsibilities; and
- Confirmed to the Board that the Annual Report and Accounts, taken as a whole, are fair, balanced and understandable and provide the necessary information for the shareholders to assess the Group's position and performance and its business model and strategy.

Key matters considered by the Committee during the year:

The Committee pays particular attention to matters it considers to be important by virtue of their impact on the Group's results, the internal control environment or the level of complexity, and matters of judgement or estimation involved in their application to the Consolidated Financial Statements. The main areas of focus in relation to the Group's financial statements for the year ended 31 December 2024 were:

1. Valuation of insurance liabilities

The Committee reviewed the Chief Actuary's annual and quarterly reserving reports and challenged the appropriateness of the process, key judgements and assumptions supporting the projection of the best estimate claims and loss adjustment expenses. The Committee reviewed management's rationale for the level of risk adjustment recorded within the claims reserves. The Committee also discussed such matters with the Group's external auditor. The Committee Chair met with the Chief Actuary without other members of management present. The Committee noted the inherent uncertainty associated with the estimation of claims costs, in particular with reference to the changes in the legal environment and the impact of historically high levels of claims inflation. The Committee concluded that the insurance liabilities presented in the financial statements were fairly stated. This includes all key judgements in respect of IFRS 17, including disclosure within the financial statements, application of discounting to reserves and the calculation of the risk adjustment.

The Committee agreed with management's assessment that the most significant area of estimation within the financial statements continues to be the estimation of insurance liabilities. This comprises an estimate of the ultimate cost of claims incurred at the date of the Statement of Financial Position, both reported and not yet reported, along with an estimate of the associated reinsurance recoveries. The Committee reviewed the Group's policy to hold sufficient reserves to meet insurance liabilities as they fall due, plus a risk adjustment reflective of the uncertainty within such calculation. The Committee specifically considered the impact of recent high levels of inflation on the level of insurance liabilities held.

2. Implementation of accounting standards

The Committee reviewed and reflected upon the first full-year implementation and key judgements associated with the implementation of IFRS 17, including consideration of the classification and measurement of insurance assets, liabilities and transactions. The Committee considered the appropriate level of disclosure required in the 2024 Annual Report and Accounts related to the implementation of the standard and in doing so has considered points raised in correspondence from the Financial Reporting Council following their thematic review of IFRS 17 reporting.

3. Internal controls

During the year, the Committee reviewed the adequacy and effectiveness of the controls that underpin the Group's financial reporting control framework, which is part of the wider internal controls system and addresses financial reporting risks. The key procedures which the Directors have established include: an annual budgeting process with periodic forecasting; reporting financial and solvency capital information to the Board monthly; reporting on specific matters, including updated key risks, investments and taxation; and liquidity monitoring. The Committee considered the second line of defence review of controls and reports from Internal Audit. Any control weaknesses that these procedures identify are monitored and addressed in the normal course of business.

4. Going concern and viability

The Committee considered the going concern assumptions and viability statement in the 2024 Annual Report and Accounts. In assessing the viability of the Group, the Committee considered the liquidity and capital position of the Group over the period to 31 December 2027 under a range of scenarios which had been selected to reflect the key risks faced by the Group. Further information on this can be found in the Viability Statement on pages 33 to 35. In assessing the going concern of the Group, the Committee considered the financial forecasts and liquidity for a period of one year from the date of the approval of this Annual Report.

Audit Committee Report continued

5. Fair, balanced and understandable

The Committee reviewed and concluded that the Annual Report and Accounts taken as a whole, were fair, balanced and understandable and provided sufficient information to enable the reader to assess the Group's position, performance, business model and strategy.

6. Task Force for Climate-related Financial Disclosures ("TCFD")

The Committee reviewed the disclosures made in accordance with the TCFD recommendations as part of its review of the Annual Report and Accounts.

7. Valuation of investment in subsidiaries

The Committee reviewed management's valuation of the investment in subsidiary held by the Group's Parent Company. The Committee considered the assumptions made in the discounted cash flow model used to support the valuation within the accounts, as well as the disclosures made on page 204 of the financial statements.

External auditor's appointment

PwC were appointed as external auditor, following a competitive tender process, with effect from the year ended 31 December 2022. The financial year ended 31 December 2024 is the third year reported on by PwC and there is therefore no requirement to undertake an audit tender process. Philip Watson is the PwC Audit Partner, and this is his third year as engagement partner. Resolutions regarding the re-appointment of PwC and their remuneration were contained in the Notice of Meeting for the 2024 Annual General Meeting and both resolutions were approved by 99.5% and 100% shareholders respectively. Resolutions to re-appoint PwC and to approve their remuneration will also be contained in the Notice of Meeting for the 2025 Annual General Meeting.

External audit effectiveness

The Committee has considered the effectiveness of the external auditor and conducted a formal review by use of a questionnaire sent to senior management and Audit Committee members. The results of this questionnaire were discussed at the Audit Committee without the external auditor present. The evaluation was also discussed with the external auditor as appropriate. As a result of this review, it was concluded that the external audit was independent and objective, and that the process was effective. The Audit Committee noted that the external auditors appeared to demonstrate appropriate professional scepticism with respect to key risk areas, for example by providing challenge on the estimates and judgements applied in calculating the Group's insurance liabilities.

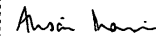
Non-audit work conducted by external auditor

The Committee reviewed and approved a policy regarding non-audit work and fees which requires all non-audit work proposed to be carried out by the external auditor to be pre-authorised by the Committee or, if required urgently between Committee meetings, the Chair of the Committee, in order to ensure that the provision of non-audit services does not impair the external auditor's independence or objectivity. The non-audit fee cap for the year ended 31 December 2024 was £358k (2023: £337k) being 70% of the average audit fees billed to the Group by the external auditor in the past three years, or fewer if appointed within the past three years. During the financial year ended on 31 December 2024, PwC charged the Group £458k (2023: £636k for audit services and £89k (2023: £105k) for audit-related non-audit assurance services. A summary of fees paid to the external auditor is set out in Note 8 to the Consolidated Financial Statements.

Committee effectiveness

Annually, the Committee reviews its effectiveness. For the year ended 31 December 2024, the Committee completed a self-assessment questionnaire which was co-ordinated by the Company Secretary. The results of the questionnaire were discussed by the Committee, and the Committee concluded that it had performed effectively during the year and has sufficient resources to enable it to complete its responsibilities.

On behalf of the Audit Committee



Alison Morris

Chair of the Audit Committee
17 March 2025

Risk Committee Report



Committee meetings in 2024

6

Committee meetings in 2024

JAN	FEB	MAR	APR	MAY	JUN
	X	X		X	
JUL	AUG	SEP	OCT	NOV	DEC
X		X		X	

Committee members

The membership as at the date of this report together with such members' appointment dates and attendance record for the year ended 31 December 2024 are set out below:

Committee members	Date appointed to Committee	Attendance
Bryan Joseph (Chair)	June 2023	6/6
Alison Morris	May 2022	6/6
Karen Geary	January 2022	6/6

The Risk Committee (the "Committee")

The Committee comprises at least two Non-executive Directors of the Group, who are considered to be free of any relationship that would affect their impartiality in carrying out their responsibilities and are considered independent as required under Provision 17 of the Corporate Governance Code (the "Code"), or, in the case of the Group's Chair, considered independent on appointment. Members of the Committee are appointed by the Board, on the recommendation of the Nomination & Governance Committee and the Chair of the Committee.

The Chief Executive Officer and the Chief Risk Officer are invited to attend meetings, unless they have a conflict of interest. In addition, the Chief Financial Officer, the Head of Compliance and the Data Protection Officer are invited to attend part or all of the meeting, providing there are no conflicts of interest. Other employees of the Group may also be invited to attend all or part of a meeting to provide deeper insights into the Group and the issues within the Committee's scope.

The Committee has regular private meetings with the Chief Risk Officer and the Head of Compliance. These private meetings alternate at each meeting and give the Chief Risk Officer and the Head of Compliance access to Committee members. The Committee Chair also meets regularly with these individuals, the Chief Actuary and the Data Protection Officer outside of the Committee meetings and is available to shareholders at the Group's Annual General Meeting.

The Chair of the Committee provides an update of the Committee's activities at subsequent meetings of the Board. A member of the Risk Team acts as Secretary to the Committee, as the Company Secretary is also the Chief Risk Officer. The Committee reviews and reports on its effectiveness annually to the Board.

Risk Committee Report continued

Role and responsibilities

The Committee has a planned cycle of activities, managed through a schedule of matters, to ensure that it addresses its responsibilities in the current financial year. The terms of reference of the Committee can be found on the Group's website at www.sabreplc.co.uk/about-us/corporate-governance and are reviewed by the Committee and the Board on an annual basis. The Committee meets at least three times a year, in line with its terms of reference, and as and when required.

The Board has delegated to the Committee responsibility for ensuring that the Group has robust processes and procedures in place for the identification and management of risk. This includes monitoring and reviewing the Group's risk management and compliance framework and ensuring that there are adequate processes for the identification, evaluation and mitigation of the risks faced by the Group. The Committee reviews the effectiveness of the Group's risk management, compliance management and internal control systems, and reports to the Board on these areas. In conducting its reviews, the Committee focuses on material risks, including the determination of the nature and extent of the principal risks, and controls in the context of reports it receives regarding risk management. These include reports from the Chief Risk Officer, the Head of Compliance, the Data Protection Officer and the Head of IT.

The Committee leads the process for:

- **Risk management** – this includes reviewing and monitoring the effectiveness of the procedures for the identification, assessment and reporting of risk as well as setting, and monitoring adherence to, a risk appetite that defines the nature and extent of the risks that the Group is facing and should be willing to accept in achieving its strategic objectives. It also includes oversight of the processes by which risk-based capital requirements, and the Group's solvency position, are determined and monitored. The Committee further advises the Board on the Group's overall risk appetite, tolerance and strategy, and oversees and advises the Board on its risk strategy and current risk exposures. In addition to this, the Committee is responsible for the appointment and removal of the Group's Chief Risk Officer and reviewing their reports and management's responses to the findings and recommendations.

- **Risk controls** – these are in place and are designed to mitigate the risks that the Group faces, rather than to eliminate the risk of failure to achieve business objectives. The Risk Committee ensures timely action is taken by management to address matters arising from the risk and compliance assessments.
- **Principal risks and uncertainties** – details of the Group's principal risks and uncertainties are set out on pages 24 to 33 together with information about the management and mitigation of such risks.
- **Compliance** – reviewing the Group's compliance policies and procedures to ensure that the Group complies with relevant regulatory and legal requirements.
- **Data protection** – the appointment and removal of the Group's Data Protection Officer, reviewing how the Group meets its obligations under the Data Protection Act, reviewing all reports from the Data Protection Officer and management's responses to the findings and recommendations.
- **Risk and remuneration alignment** – the Committee provides input to the Remuneration Committee regarding the weightings to be applied to performance objectives relating to the Executive Team's management of risk throughout the year.

2024 and the Committee

The Committee was in place throughout the financial year ended 31 December 2024, and met six times through the period. All Committee meetings were minuted.

The Chief Executive Officer and the Chief Risk Officer attended, partially or fully, all of the Committee's meetings. The Chief Financial Officer, the Head of Compliance, Data Protection Officer and the Head of IT attended certain meetings during the year. The Committee Chair also held regular individual meetings with the Chief Risk Officer, the Data Protection Officer and the Head of Compliance. The Board is comfortable that the make-up of the Committee ensures that it is fully able to fulfil its duties.

During the year, the Committee addressed its responsibilities by:

- Confirming that management had fulfilled their obligations regarding the management of the Group's risks;
- Reviewing reports from the Chief Risk Officer regarding risk management, including the procedures and plan relating to the management of risk across the Group;
- Reviewing and approving the risk management framework and risk appetite framework, the corporate risk registers and the Group's principal risks and uncertainties; Approving the implementation and use of an online risk management tool;
- Reviewing reports from the Head of Compliance regarding compliance across the Group, including progress against the Compliance Monitoring Plan;
- Reviewing reports from the Group's Data Protection Officer;
- Confirming that the Chief Risk Officer, Head of Compliance and Data Protection Officer had fulfilled their obligations regarding their roles;
- Reviewing regulatory correspondence;
- Reviewing and recommending to the Board the Group's ORSA;
- Reviewing the Committee's terms of reference;
- Reviewing the annual Committee's evaluation responses and concluded that the Committee was effective; and
- Confirming that the Committee had sufficient resources to enable it to complete its responsibilities.



Risk Committee Report continued

Specific discussions were had by the Committee on:

- Monitoring and reviewing the Group's top risks across its risk universe, emerging risks, issues and breaches;
- Cyber security;
- Inflation and interest rates, including the impact of cost of living on customers and employees;
- Operational resilience;
- PRA and FCA Discussion papers, consultation papers and policy statements;
- FCA Consumer Duty - for further information on this, please see page 65;
- Complaints; and
- Climate change and its impact on Sabre's business and operations.

Sabre's approach to data protection

Sabre is committed to handling data responsibly and complying with data protection legislation. Sabre has an appointed Data Protection Officer, who reports directly to the Board and Directors, via the Risk Committee.

We regularly review our policies, procedures and IT security to ensure data is protected and processed correctly, and that we are transparent with our customers and staff about how we manage their data. We have dedicated resource to respond to data subject rights. Regular training is provided to all employees, ensuring they understand their responsibilities.

Financial crime and anti-bribery

Annually, the Committee reviews the Group's Anti-Bribery and Corruption Policy. The policy covers: the main areas of liability under the Bribery Act 2010; the responsibilities of the Directors, employees and associated persons acting for, or on behalf of, the Group; and the consequences of any breaches of the policy. The Policy is designed to prevent and prohibit bribery, in line with the Bribery Act 2010. The Group will not tolerate any form of bribery by, or of, its Directors, Officers, employees, agents or consultants or any person or body acting on its behalf, and no such incidents occurred in the 2024 financial year. In addition, the Group has a Financial Crime and Fraud Policy which outlines how Sabre ensures its compliance with all applicable UK legislation and the controls it has in place to detect and prevent Financial Crime.

Committee effectiveness

Annually, the Committee reviews its effectiveness. For the year ended 31 December 2024, the Committee completed a self-assessment questionnaire which was co-ordinated by the Company Secretary. The results of the questionnaire were discussed by the Committee and the Committee concluded that it had performed effectively during the year and has sufficient resources to enable it to complete its responsibilities.

On behalf of the Risk Committee



Bryan Joseph

Chair of the Risk Committee
17 March 2025

Nomination & Governance Committee Report



Committee meetings in 2024

4

Committee meetings in 2024

JAN	FEB	MAR	APR	MAY	JUN
X		X			X
JUL	AUG	SEP	OCT	NOV	DEC
			X		

Committee members

The membership as at the date of this report together with such members' appointment dates and attendance record for the year ended 31 December 2024 are set out below:

Committee members	Date appointed to Committee	Attendance
Rebecca Shelley (Chair)	October 2017	4/4
Ian Chapple	September 2024	1/1
Karen Geary	December 2020	4/4
Bryan Joseph	September 2023	3/3
Alison Morris	October 2022	3/3

The Nomination & Governance Committee (the "Committee")

The Committee comprises at least three Non-executive Directors of the Company, all of whom are to be considered to be free of any relationship that would affect their impartiality in carrying out their responsibilities and were independent as required under Provision 17 of the UK Corporate Governance Code (the "Code"). For the financial year ended 31 December 2024, all the Independent Non-executive Directors of the Group sat on the Committee. The Committee is chaired by the Group Chair, unless there is a conflict of interest.

The Chief Executive Officer, Company Secretary and Head of HR may also be invited to attend meetings, unless this presents a conflict of interest. The Committee Chair meets regularly with the Chief Executive Officer outside of the Committee meetings and is available to answer shareholder questions at the Company's Annual General Meeting.

The Chair of the Committee reports to subsequent meetings of the Board and the Company Secretary acts as the Secretary to the Committee.

Roles and responsibilities

The Committee has a planned cycle of activities, managed through a schedule of matters, to ensure that it addresses its responsibilities in the current financial year. The terms of reference of the Committee can be found on the Company's website at www.sabreplc.co.uk/about-us/corporate-governance and are reviewed by the Committee on an annual basis. The Committee meets at least twice a year, in line with its terms of reference, and as and when required.



Nomination & Governance Committee Report continued

The Committee leads the processes for:

- Reviewing the size, structure and composition of the Board;
- Overseeing succession planning for the Directors and other senior executives, considering the challenges and opportunities facing the Group, and the skills and expertise needed on the Board in the future;
- Reviewing the leadership needs of the organisation, both executive and non-executive, with a view to ensuring the continued ability of the organisation to compete effectively in the marketplace;
- Reviewing strategic issues and commercial changes affecting the Group and the market in which it operates;
- Reviewing the Group's policy on diversity, setting measurable objectives for Board diversity and preparing a policy on how to promote Board diversity;
- Identifying, evaluating and recommending candidates to join the Board;
- Making recommendations to the Board regarding the make-up of the Company's Committees and the appointment of the Senior Independent Director; and
- Making recommendations regarding the election and re-election of the Directors by shareholders.

Diversity and inclusion

The Committee recognises the benefits of, and values the importance of, an inclusive and diverse Board and maintains an Inclusivity and Diversity Policy to support this. This Policy is reviewed at least annually by the Committee, and further information on the Policy can be found on pages 50 to 51. Sabre believes that this is not only fair, but that it ensures optimal decision making and successful execution of the Group's strategy. Therefore, inclusivity and diversity of its Board and its employees is a priority of the Group. In addition to this, the Group is fully committed to the elimination of unlawful and unfair discrimination.

Sabre believes that membership of its Boards and Committees should reflect diversity and seeks diversity relating to age, gender, ethnicity, sexual orientation, disability, education, professional and socio-economic backgrounds. Appointment of individuals to the Board is based on merit, and consideration is given to

a combination of these diversity factors, but also the needs and requirements of the Board, to ensure a sufficient skillset and knowledge base. The Board believes that a range of views, experience, and background supports good decision making, which is of benefit to the Group's shareholders, customers and other stakeholders. In support of this, when the Board seeks to appoint a new position to the Board or the Leadership Team, it expects to be provided with a diverse range of candidates, notably long lists which are gender and ethnically diverse by at least 40%.

2024 and the Committee

The Committee was in place throughout the financial year ended 31 December 2024 and met four times. All Committee members attended all the meetings they were eligible to attend. The Chief Executive Officer attended, partially or fully, all the Committee's meetings, the Company Secretary attended and minuted each meeting, and the Head of HR presented at two of the meetings.

In September 2024, Ian Chapple joined the Committee following his appointment to the Board. There were no further changes to the make-up of the Committee during the year and the Board is comfortable that the make-up of the Committee ensures that it is fully able to fulfil its duties.

During the financial year which ended on 31 December 2024, the Committee:

- Approved the Nomination & Governance Committee Report in the Annual Report for the year ended 31 December 2023;
- Reviewed and recommended to the Board, the election and re-election of Directors at the Company's 2024 Annual General Meeting;
- Reviewed and recommended to the Board the appointment of the Senior Independent Director;
- Discussed the balance of skills and experience on the Board and its committees, their structure, and considered if any changes were necessary, and made recommendations to the Board for their implementation;
- Reviewed the talent development and succession and training plans for the Executive Team and senior managers;

- Reviewed and approved the Committee's terms of reference and schedule of matters, and the Group's Diversity and Inclusion Policy;
- Reviewed the annual Committee's evaluation responses and concluded that the Committee was effective;
- Confirmed that the Committee had sufficient resources to enable it to complete its responsibilities;
- Discussed environmental, social, governance and diversity issues faced by the Group; and
- Agreed that an additional Non-executive Director should be appointed to the Board.

Further information on topics the Nomination & Governance Committee have discussed are:

Committee effectiveness

Annually, the Committee reviews its effectiveness. For the year ended 31 December 2024, the Committee completed a self-assessment questionnaire which was co-ordinated by the Company Secretary. The results of the questionnaire were discussed by the Committee and the Committee concluded that it had performed effectively during the year and has sufficient resources to enable it to complete its responsibilities.

Succession planning

The Nomination & Governance Committee deemed during its effectiveness review in 2023 that it should make improvements to succession and development plans. The improvements have included a skills matrix of all Non-executive Directors, showing when certain skills will be lost and a rising star matrix for senior managers and the Leadership Team.

Composition of Committees

The Nomination & Governance Committee continually reviews the composition of the Board Committees. As at the year ended 31 December 2024 the Board comprised seven Directors: the Chair, two Executive Directors and four independent Non-executive Directors. The Committee reviews the committee memberships to ensure that the balance of skills and knowledge is appropriately spread.

Nomination & Governance Committee Report continued

Electing and re-electing Directors

The Nomination & Governance Committee has reviewed and adopted the Code recommendation that all Directors should be subject to annual re-election (in Compliance with Code Provision 18) and, as set out in the Articles of Association, that all Directors will be submitting themselves for election or re-election by shareholders at the forthcoming AGM.

On behalf of the Nomination & Governance Committee



Rebecca Shelley
Chair of the Nomination & Governance Committee
17 March 2025

Appointment of an additional Non-executive Director

During the year, the Committee agreed to appoint an additional Non-executive Director to the Board.

Following the process detailed below, the Committee recommended to the Board that Ian Chapple be appointed as Non-executive Director with effect 1 September 2024. Ian will stand for election to the Board at the Annual General Meeting in 2025.

Process of appointment The search process for the new Non-executive Director was led by the Chair, with the Committee reviewing the potential candidates and several Board Directors interviewing the final shortlist of potential candidates.

Candidate requirements The Committee reviewed the experience and skills of the existing Board Directors and considered what additional skills would be beneficial for the Board to enable it to drive the business forward, provide good corporate governance and strengthen knowledge on the Board. From this a list of skills criteria for the role was completed.


Appointment of an external search agency Several external search agencies were considered, and the Committee appointed Sainty Hird and Partners, an independent external search agency, with no other connection to the Group, to find the suitable candidates. It was felt Sainty Hird and Partners' experience of the industry was strong and therefore they were the most appropriate agency to use for the appointment.

Search process Sainty Hird and Partners produced a long list of candidates, which was reviewed by members of the Committee, and a short list of candidates was interviewed by several Board Directors, including the Chair, the Senior Independent Director and the Chief Executive Officer.

Appointment of Non-executive Director All interviewers provided feedback on the candidates to the Committee, which discussed the merits of each candidate against the skills criteria list. From this discussion, the Committee proposed to the Board that Ian be appointed to the Board, noting his significant IT and cyber experience. Following Ian's acceptance of the appointment, the Committee reviewed which Committees it would be appropriate for him to join, and subsequently appointed Ian to the Remuneration, Nomination & Governance and Audit Committees with immediate effect from his appointment.

Non-executive Director induction Upon appointment, newly appointed Non-executive Directors take part in a thorough induction process which is co-ordinated by the Company Secretary. The induction includes individual meetings with the other Non-executive Directors, Executive Directors, members of the Leadership team as well as both Internal and External Audit Partners and visits to the Company's office in Dorking, Surrey. These meetings follow an agenda to cover key areas of the business to assist the new Non-executive Directors with necessary information to carry out their role effectively. In addition, the newly appointed Non-executive Director is provided with a directory of documents, including Committee Schedule of Matters and Terms of Reference, Code, Regulatory and Listing Rules and Group policies and procedures.

Remuneration Committee Report



Committee meetings in 2024

5

Committee meetings in 2024

JAN	FEB	MAR	APR	MAY	JUN
	X	X	X		
JUL	AUG	SEP	OCT	NOV	DEC
		X		X	

Committee members

The membership as at the date of this report together with such members' appointment dates and attendance record for the year ended 31 December 2024 are set out below:

Committee members	Date appointed to Committee	Attendance
Karen Geary (Chair)	December 2020	5/5
Ian Chapple	September 2024	2/2
Bryan Joseph	March 2024	3/4
Rebecca Shelley*	October 2017	4/4

* Left the Committee in September 2024

On behalf of the Board, I am pleased to present to you the Remuneration Committee's Report for the year ended 31 December 2024.

The results for 2024 demonstrate the effectiveness of the Sabre's Executive Team's rigorous application of its "profitability is the target, volume is output" approach. By maintaining underwriting discipline in prior years Sabre was able to take advantage of attractive market conditions as many peers were forced to reprice their portfolios in H1 2024. This led to strong growth and a doubling of profits in 2024.

Importantly the Executive Team have maintained strong foundations for future growth both by allowing growth to moderate in H2 2024 as market conditions weakened, and communicating the medium term growth orientated "Ambition 2030" strategy.

This report has been prepared in accordance with the Directors' Remuneration Reporting Regulations for UK incorporated companies set out in Schedule 8 of the Large and Medium-sized Companies and Groups (Accounts and Reports) Regulations 2008 (as amended) and the principles of the UK Corporate Governance Code.

The report is presented in the following sections:

- Remuneration Committee Report
- Group's Directors' Remuneration Policy (the "Policy")
- Annual Report on Remuneration

Remuneration Committee Report continued

The Remuneration Committee (the "Committee")

The Committee comprises at least two Non-executive Directors of the Group, all of whom are considered to be free of any relationship that would affect their impartiality in carrying out their responsibilities and are independent as required under Provision 17 of the UK Corporate Governance Code (the "Code"). Members of the Committee are appointed by the Board, on the recommendation of the Nomination & Governance Committee and the Chair of the Committee. Members of the Committee do not have any personal interests in the topics discussed at the Committee, except as shareholders in the Group. No Director is involved in the decisions setting their own remuneration.

The Group Chair and the Chief Executive Officer are invited to attend meetings, unless they have a conflict of interest, for example the discussion of their own remuneration. All meetings are minuted by the Company Secretary, unless there is a conflict of interest. Other relevant people from the Group may also be invited to attend all or part of a meeting to provide deeper insight into the Group and its issues.

The Committee Chair meets regularly with the Chief Executive Officer and the Company Secretary outside of the Committee meetings and is available to shareholders to answer their questions at the Group's Annual General Meeting. The Chair of the Committee reports to subsequent meetings of the Board, and the Company Secretary acts as Secretary to the Committee. Annually, the Committee reviews its effectiveness.

Roles and responsibilities

The Committee, in line with its terms of reference, meets at least twice a year, and as and when required. The terms of reference of the Committee can be found on the Group's website www.sabreplc.co.uk/about-us/corporate-governance and are reviewed by the Committee on an annual basis. The Committee has a planned cycle of activities, managed through a schedule of matters, to ensure that it addresses its responsibilities in each financial year.

The Board has delegated to the Committee responsibility for ensuring that the Executive Team is appropriately incentivised to deliver sustainable growth to shareholders over the long term. The Committee supports this objective by structuring and deploying remuneration in a cost-effective manner, embedding a clear link between pay and performance in the Group's remuneration framework. The Committee is responsible for setting the Remuneration Policy for the Executive Directors, the Executive Team and the Group's Chair, including pension rights and any compensation payments. It is also responsible for reviewing all share incentive plans and setting and approving the achievement of their performance conditions, as well as reviewing all employee pay arrangements periodically. The fees of the Non-executive Directors are approved by the Group Chair and the Executive Directors.

Committee advisers

For the financial year ended on 31 December 2024, the Committee appointed Deloitte LLP ("Deloitte") to provide advice regarding remuneration. Advisers from Deloitte may attend the Committee meetings as appropriate, and provide advice on executive remuneration, best practice and market updates. Annually, the Committee evaluates the support provided by its advisers. During the year, the Committee reviewed the performance of Deloitte, who were subsequently re-appointed to advise the Committee for a further year. Deloitte is a founding member of the Remuneration Consultants Group and voluntarily operates under their Code of Conduct in relation to executive remuneration consulting in the UK. As such, the Committee is satisfied that the advice provided by Deloitte is independent and objective.

The total fees paid to Deloitte in relation to the remuneration advice provided to the Committee during the year were £7.6k excluding VAT (2023: £37.7k). Fees were charged on a time and materials basis. During the year, the wider Deloitte firm also provided corporate tax advisory and internal audit services to the Group. The fees paid for this work are not included in these totals.

2024 and the Committee

The Committee was in place throughout the financial year ended 31 December 2024 and met five times through the period. The Committee was chaired by Karen Geary. During the year, both Bryan Joseph and Ian Chapple joined the Committee, and Rebecca Shelley left the Committee in September 2024.

There were no further changes to the make-up of the Committee during the year and the Board is comfortable that the make-up of the Committee ensures that it is fully able to fulfil its duties.

Each meeting was minuted by the Company Secretary. The Chief Executive Officer, the Company Secretary and the Head of HR either partially or fully attended all of the Committee meetings. The Committee Chair also held regular individual meetings with the Chief Executive Officer and the Company Secretary.

Remuneration Committee Report continued

During the year, the Committee addressed its responsibilities by:

- Reviewing and approving the 2024 Remuneration Policy, including consulting with major shareholders on remuneration proposals;
- Approving the 2023 Directors' Remuneration Report;
- Reviewing and approving the payment of bonuses under the 2023 Short Term Incentive Plan ("STIP"), including approving 50% of the vested award being deferred to the Group's Deferred Bonus Plan;
- Setting the award levels and the financial, non-financial and individual performance conditions for the awards made under the 2024 STIP;
- Setting the grant levels and underpins for the awards under the 2024 LTIP;
- Reviewing and approving any changes to the salaries of the Executive Team;
- Reviewing remuneration across the Group to ensure that arrangements continue to align with our strategy, and our key principles around remuneration and culture;
- Reviewing and approving the fees of the Chair;
- Reviewing the Group's SAYE and SIP employee contribution levels;
- Approving the Group's SAYE 2024 grant;
- Reviewing and approving the Committee's terms of reference and schedule of matters; and
- Reviewing and publishing the Group's Gender Pay Gap Report.

Committee effectiveness

Annually, the Committee reviews its effectiveness. For the year ended 31 December 2024, the Committee completed a self-assessment questionnaire, which was co-ordinated by the Company Secretary. The results of the questionnaire were discussed by the Committee and the Committee concluded that it had performed effectively during the year and has sufficient resources to enable it to complete its responsibilities.

Implementation of a new Directors' Remuneration Policy

We were pleased that shareholders supported the New Remuneration Policy, with over 91% voting in favour at the Group's Annual General Meeting in May 2024. It is the intention of the Committee that this policy remains in force for three years from 1 January 2024. The policy can be found on pages 94 to 104 and was in operation for the LTIP and STIP awards made and granted in 2024.

Executive remuneration in 2024

The Group has a well-defined strategy, whereby the profitability of business written is prioritised under all market conditions. In 2024 the success of this strategy has been clearly demonstrated, following an extended period where market-wide premium increases continued to lag claims costs inflation, and when many competitors re-priced their portfolio or left the market completely. As a consequence of Sabre's consistent approach of pricing for profitability and not volume, during the recent market correction Sabre has enjoyed very strong premium growth, leading to a significant improvement in profitability and providing the foundation for further improvement in 2025.

The Remuneration Committee discussed and approved the remuneration outcomes in respect of 2024 shortly after the year end and made no amendments to the predetermined performance conditions for the annual bonus award or the outstanding LTIP awards. The annual bonus for 2024 under the Group's STIP was based on a bonus pool funding approach, calculated as 1.5% of PBT, subject to the achievement of a minimum level of 10% ROTE. The PBT for the year ended 31 December 2024 was £48.6m and a ROTE of 38.2% was achieved, and therefore the aggregate profit pool potentially available for distribution to the Chief Executive Officer and Chief Financial Officer for the year was £728k. In addition to the financial performance conditions linked to the bonus, 30% of the awards were subject to additional Group-wide objectives and individual performance targets. Strong performance was delivered against these objectives and the Committee's full assessment is outlined on page 109. Following this assessment, resulting bonuses were £473k (92.6% of salary) for the Chief Executive Officer and £248k (79.6% of salary) for the Chief Financial Officer. Full details of the bonus outcome are on page 105.

Awards made under the Long Term Incentive Plan ("LTIP") in 2022 were made in the form of restricted shares. These LTIP awards were subject to the following underpins:

- Maintaining a solvency ratio in excess of 140%
- Achieving a return on tangible equity in excess of 10%
- No material regulatory censure (relating to the Executive Director's time in office)
- Overall Committee discretion

As these underpins were met, the Committee approved the vesting of the 2022 LTIP awards at 100% and therefore the Chief Executive Officer and the Chief Financial Officer received the full number of shares granted to them in 2022, which was the equivalent of 75% and 60% of salary, respectively. These awards vest post the release of the 2024 Financial Results, when the Executive Directors will be able to sell shares to cover the tax liability, and the remaining shares are subject to a further two-year holding period. Further information on the 2022 LTIP can be found on page 110.

Overall, the Committee considered that the outcomes under the 2024 STIP and the 2022 LTIP are a fair reflection of the overall performance of the Group and the Executive Directors and are considered appropriate in the context of the broader stakeholder experience. As such, the Committee is satisfied that the Policy operated as intended during the financial year and did not exercise discretion in respect of the Policy or its operation during the year.

Remuneration Committee Report continued

Wider considerations regarding reward

When considering the remuneration arrangements for the Executive Directors, the Committee continues to consider remuneration throughout the Group and regularly examines the average employee salary, pension and share plan contributions. The Committee is aware of the importance of having an engaged, motivated and fairly paid workforce. To support this, the Committee receives regular updates on remuneration of the Group's employees.

During the year, the Group reviewed and increased the starting salaries for trainees, and the Group confirms that the Real Living Wage is paid to all full-time employees, as a minimum. As in prior years, the Group gave employees pay rises during the year, within a range of 5% and 8.7% (excluding special pay rises) and at an average of 6.5% (excluding specials), paid an employee performance bonus to all employees, and a Christmas bonus of £1,250. In addition, the Group continues to provide free private health insurance to its employees, which also provides discounted gym memberships, dietary advice, and free workshops promoting a healthier lifestyle and good mental health.

The Group continues to operate a Save As You Earn ("SAYE") Plan where employees can make a monthly contribution of up to £500, and a Share Incentive Plan ("SIP") where, for every three shares an employee purchases the Group matches with one free share. It is the Committee's intention that both the SAYE Plan and SIP will remain in place for the financial year ending 31 December 2025.

While the Group currently has fewer than 250 employees and so is not required to submit a formal statement on its gender pay gap, the Board's intention is to be transparent. As such, in 2019 the Committee made a commitment to publish the Group's Gender Pay Gap Report. The Committee ensures that the report is updated annually, and it is available on the Group's website <https://www.sabreplc.co.uk/about-us/corporate-governance>.

Statement of shareholder voting

The following table shows the results of shareholder voting relating to the approval of the Remuneration Policy at the 2024 Annual General Meeting and the approval of the Remuneration Report at the 2024 Annual General Meeting.

2024 Annual General Meeting resolution to approve the Directors' Remuneration Policy

	Total number of votes	% of votes cast
For (including discretionary)	199,640,587	91.3
Against	18,992,339	8.7
Total votes cast (excluding withheld votes)	218,632,921	100.0
Votes withheld	4,424	n/a
Total votes cast (including withheld votes)	218,637,345	n/a

2024 Annual General Meeting resolution to approve the Directors' Remuneration Report

	Total number of votes	% of votes cast
For (including discretionary)	199,646,266	91.3
Against	18,986,655	8.7
Total votes cast (excluding withheld votes)	218,632,921	100.0
Votes withheld	4,424	n/a
Total votes cast (including withheld votes)	218,637,345	n/a

Shareholder engagement

Sabre and the Remuneration Committee are committed to maintaining an ongoing dialogue with shareholders on issues of remuneration to ensure an open and transparent dialogue. We continue to welcome any feedback you may have, via the Company Secretary, who can be contacted at anneka.kingan@sabre.co.uk.

I look forward to your support on the resolutions relating to remuneration at the Group's Annual General Meeting in May 2025.

On behalf of the Remuneration Committee



Karen Geary

Chair of the Remuneration Committee
17 March 2025

Directors' Remuneration Policy

The Directors' Remuneration Policy (the "Policy")

Sabre Insurance Group's Directors' Remuneration Policy as set out in this report (the "2024 Directors Remuneration Policy") was approved by shareholders at the Group's Annual General Meeting on 23 May 2024, with a vote of 91.31% in favour. The Committee intended that the Policy is simple and clear, links the Group's strategy and performance with the Directors' remuneration, reflecting the insurance industry's cyclical nature, and is compliant with corporate governance best practice. In line with the requirement to seek approval of the Policy every three years, it is our intention that we will be seeking shareholder approval of a new Policy at the 2027 AGM.

The Remuneration Policy was developed taking into account the Committee's requirements that it:

- Is simple and transparent;
- Rewards performance against a balanced mix of financial and non-financial performance metrics, which reflect the interests of all stakeholders;
- Reflects that, although the business is cyclical in nature, the focus of the Executive Team is to protect the profitability of business underwritten and to deliver attractive returns to shareholders. Accordingly, a Policy that offers, relative to the broader market, a narrower, but more predictable, range of performance and reward outcomes is better aligned to Sabre's positioning as an 'income stock';
- Closely aligns the remuneration of the Executive Team with the business's profit generation at different parts of the insurance cycle, rather than achievement against the annual budget;

- Encourages long-term share ownership and aligns with the creation of shareholder value;
- Mitigates risk by ensuring the Committee has the ability to apply discretion to ensure that award levels are appropriate, and that the Committee has the ability to apply malus and/or clawback if required; and
- Complies with remuneration regulations under Solvency II and corporate governance best practice.

In designing the Group's Remuneration Policy, the Committee has been guided by the three following principles:

1. Cost-effectiveness

Sabre intends to pay no more than is necessary to attract, retain and incentivise high-calibre management, while also aligning the interests of employees with those of shareholders and, where appropriate, other key stakeholders.

2. Pay for performance

Performance-related pay will, potentially, make up a significant proportion of the Executive Directors' remuneration packages and will be assessed based on stretching targets.

3. Long-term alignment

There will be an appropriate balance of remuneration to the delivery of longer-term performance targets. In determining the Group's Remuneration Policy, the Committee has taken into account the relevant regulatory and governance principles.

Directors' Remuneration Policy continued

The following table summarises how, in designing the Group's Remuneration Policy and its implementation, the Committee has addressed the principles set out in Provision 40 of the UK Corporate Governance Code.

Principle	How the Committee has addressed this
<p>Clarity Remuneration arrangements should be transparent and promote effective engagement with shareholders and the workforce.</p>	<p>The Committee is committed to providing clear and transparent disclosure of Sabre's executive remuneration arrangements. As part of the Remuneration Policy review, we consulted with shareholders in order to ensure their feedback was fully considered. Further information – Karen Geary was appointed as the designated Non-executive Director for employee engagement during 2022. Karen actively engages with employees and feeds back to the Committee and the Board on her meetings in order to provide insight on employees' views.</p>
<p>Simplicity Remuneration structures should avoid complexity and their rationale and operation should be easy to understand.</p>	<p>In designing the remuneration framework, the Committee sought to avoid complexity by ensuring compensation arrangements are straightforward and easily understood. Sabre's remuneration framework comprises fixed pay, an annual bonus and a LTIP and is well understood by both participants and our key stakeholders.</p>
<p>Risk Remuneration arrangements should ensure reputational and other risks from excessive rewards, and behavioural risks that can arise from target-based incentive plans, are identified and mitigated.</p>	<p>The Committee is satisfied that the remuneration structure does not encourage excessive risk taking and incorporates a number of features that align remuneration outcomes with risk. These include deferral under the bonus plan, the two-year post-vesting holding periods under the LTIP and personal shareholding guidelines that apply both in employment and post employment. Furthermore, the Committee has the discretion to reduce variable pay outcomes where appropriate, and malus and clawback provisions apply to both the annual bonus and LTIP awards. Further information – the Risk Committee reviews the Executive Team's management of risk during the year and advises the Remuneration Committee as appropriate, prior to the Committee approving any awards of payment of bonuses.</p>
<p>Predictability The range of possible values of rewards to individual Directors and any other limits or discretions should be identified and explained at the time of approving the policy.</p>	<p>The Remuneration Policy outlines the threshold, target and maximum levels of pay that Executive Directors can earn in any given year over the three-year life of the approved Remuneration Policy. Actual incentive outcomes will vary depending upon the level of achievement against specific performance measures and underpins.</p>
<p>Proportionality The link between individual awards, the delivery of strategy and the long-term performance of the Group should be clear. Outcomes should not reward poor performance.</p>	<p>The Committee is comfortable that the Remuneration Policy does not reward poor performance and that the range of potential payouts are appropriate and reasonable. The Committee has discretion to adjust incentive outcomes where they are not considered to appropriately reflect underlying performance. Furthermore, payments made under the incentive plans are subject to the achievement of performance measures and underpins which are directly linked to the Group's strategy and KPIs.</p>
<p>Alignment of culture Incentive schemes should drive behaviours that are consistent with Group purpose, values and strategy.</p>	<p>The performance measures for the annual bonus and the award of RSAs are directly linked to the Group's strategy, objectives and values.</p>

Directors' Remuneration Policy continued

Remuneration Policy Table

The Executive Directors' remuneration consists of five main components: a base salary, benefits, employer pension contributions, a performance-related annual bonus ("STIP") and Restricted Share Awards made under the Group's Long Term Incentive Plan ("LTIP"). Directors are also entitled to participate in both the all-employee share plans on the same basis as other Group employees.

Salary

To attract, incentivise and retain Executive Directors of a high calibre, and to reflect their responsibilities and experience.

Operation	Maximum opportunity	Performance measures
<p>Base salaries will be reviewed at least annually, taking into account the scope and requirements of the role, the performance and experience of the Executive Director and the individual's total remuneration package.</p> <p>Account will also be taken of remuneration arrangements at Sabre's peer companies (and other companies of an equivalent size and complexity), for other Group employees, and the impact of any base salary increases on the total remuneration package.</p> <p>Any salary increases are normally effective from 1 April each year, in line with the broader workforce.</p>	<p>The Committee has decided not to set an overall maximum monetary opportunity or increase. However, the Committee intends that Executive Directors' salary increases will normally be no greater than salary increases offered to the wider employee population.</p> <p>There are specific circumstances in which the Committee could award increases outside this range which may include:</p> <ul style="list-style-type: none"> - A change in the Executive Director's role and/or responsibilities - Performance and/or development in role of the Executive Director - A significant change in the Group's size, composition and/or complexity - A significant change in market practice. Where an Executive Director has been appointed to the Board at a below-market starting salary, larger increases may be awarded as their experience develops, if the Committee considers such increases to be appropriate 	n/a

Directors' Remuneration Policy continued

Benefits
To provide a benefits package to recruit and retain Executive Directors of a high calibre and to promote the wellbeing and health of the Directors, enabling them to focus on the Group's performance.

Operation	Maximum opportunity	Performance measures
<p>The Committee's policy is to provide Executive Directors with competitive levels of benefits, taking into consideration the benefits provided to Sabre's employees and the external market. Benefits currently include (but are not limited to) life insurance and private medical insurance.</p> <p>If an Executive Director is required to relocate as a result of his/her duties, the Group may provide the Executive Director with additional benefits such as assistance with relocation, travel, accommodation or education allowances or professional tax advice, along with any associated tax liabilities.</p>	<p>As the costs of benefits are dependent on the Executive Director's individual circumstances, the Committee has not set a maximum monetary value.</p> <p>However, in approving the benefits paid, the Committee will ensure that they do not exceed a level which is, in the Committee's opinion, appropriate given the Executive Director's particular circumstances.</p>	n/a

Pension
To provide a pension package for the Executive Directors.

Operation	Maximum opportunity	Performance measures
<p>The Group may make employer pension contributions to a registered pension plan (or such other arrangement the Committee considers has the same economic effect) set up for the benefit of each of the Executive Directors.</p> <p>Alternatively, an Executive Director may be awarded some/all of the contribution as an equivalent cash allowance in lieu of pension contributions.</p>	<p>The maximum pension contribution for Executive Directors is aligned with the most prevalent rate available to employees.</p>	n/a

Directors' Remuneration Policy continued

Short Term Incentive Plan ("STIP") including Deferred Bonus Plan ("DBP")

To incentivise and reward the delivery of short-term corporate and/or individual financial and non-financial targets, and to align the interests of Executive Directors with shareholders through the deferral of a portion of the bonus into shares.

Operation	Maximum opportunity	Performance measures
<p>STIP outcomes will be determined by the Committee after the end of each financial year.</p> <p>The Committee may use its discretion to adjust the formulaic outcome of the performance targets to reflect corporate and individual performance during the year.</p> <p>The Committee may defer a proportion of any bonus award into a share award under the DBP. Usually this will be 50% of the bonus award, reducing to 25% of the bonus award in the event that an individual's minimum shareholding requirement has been met under the shareholding guidelines. DBP awards will normally vest on the second anniversary of grant (or such other date as the Committee determines on grant).</p> <p>Malus and clawback provisions will apply (see page 101).</p>	<p>The maximum bonus opportunity for Executive Directors is 150% of base salary.</p>	<p>Usually operated via a bonus pool funding approach with the bonus pool capped at 2% of PBT (in addition to the maximum individual opportunity), subject to achievement of an appropriate financial hurdle which may include PBT or ROTE.</p> <p>Usually 70% of the bonus will be based on financial objectives, with 30% based on non-financial objectives. Performance assessment will usually be in respect of the full financial year although the Committee retains discretion, in exceptional circumstances, to assess performance over an alternative period.</p>

Long Term Incentive Plan ("LTIP") - Restricted Share Awards ("RSA")

To incentivise and reward delivery of the Group's longer-term strategic objectives for the business and ensure alignment with shareholders.

Operation	Maximum opportunity	Performance measures
<p>Awards are structured as conditional rights or nil-cost awards or nil-cost options, to receive free shares on vesting.</p> <p>Shares will normally vest after three years, subject to continued employment and the Remuneration Committee's assessment, with an additional two-year holding period, meaning that shares are not normally released until five years from award grant.</p> <p>If the Group does not meet one or more of the underpins at the date of vesting, then the Committee would review whether or not it was appropriate to reduce the number of shares that vest under the award.</p> <p>The Committee's general discretion to adjust vesting levels, depending on performance and unforeseen circumstances, and any other appropriate reason will also apply.</p> <p>Malus and clawback provisions will apply (see page 101).</p>	<p>The maximum awards are 75% of base salary for the Chief Executive Officer and 60% of base salary for the Chief Financial Officer.</p>	<p>RSAs are subject to one or more underpins, normally over a period of three financial years commencing with the year in which the awards are granted. These underpins are designed to ensure that an acceptable threshold level of performance is achieved and that vesting is therefore warranted. The underpins applying to each award will be determined by the Committee each year and the Committee may use different performance underpins for each award, if deemed appropriate. Underpins will be set taking into account the business strategy and to ensure that failure is not rewarded. Underpins may include financial measures such as the maintaining of a minimal solvency ratio or a capital return measure. Non-financial measures may also be used, including those related to risk or regulatory matters.</p> <p>Vesting of awards will also be subject to overarching Committee discretion.</p>

Directors' Remuneration Policy continued

All-employee share plans

To align the Executive Directors with the wider workforce.

Operation	Maximum opportunity	Performance measures
<p>Executive Directors are eligible to participate in any all-employee share plans in place, which are operated in line with HMRC requirements.</p> <p>These are currently a share acquisition and free share plan, known as the UK Share Incentive Plan ("SIP"), and a savings-related share option plan, known as the Save As You Earn ("SAYE") Plan.</p>	<p>Participation in the Group's all-employee share plans will be subject to any applicable maximum limits as set by HMRC.</p>	<p>n/a</p>

Shareholding guidelines

To align the interests of the Executive Directors and shareholders to the success of the Group.

Operation	Maximum opportunity	Performance measures
<p>The Executive Directors are expected to build and maintain a shareholding equivalent to at least 200% of their base salary. This should be achieved within a reasonable timeframe from their appointment.</p> <p>Shares which may be used to satisfy this requirement include all beneficially owned shares and vested share awards subject to a holding period.</p> <p>To support the implementation of this measure, Executive Directors are required to retain at least 50% of any share awards vesting (after settling any tax liability) until the 200% requirement is met. The Remuneration Committee will review progress towards the guidelines on an annual basis and has the discretion to adjust the guidelines in what it feels are appropriate circumstances.</p> <p>Post-cessation of employment, the Executive Directors are expected to maintain a minimum shareholding of 200% (or their actual shareholding if lower) for a period of two years. This arrangement will be administered through a nominee account. The post-employment guideline applies to vested shares from incentive awards that were granted from the date of the 2021 AGM. The Committee retains discretion to waive or amend this guideline if it is not considered appropriate in the specific circumstances.</p>	<p>n/a</p>	<p>n/a</p>

Directors' Remuneration Policy continued

Non-executive Directors' fees

To attract Non-executive Directors of an appropriate calibre and with sufficient experience to ensure the effective management of the Group.

Operation	Maximum opportunity	Performance measures
<p>Fee levels will be reviewed (though not necessarily increased) annually. Fees will be set with reference to the time commitment and responsibilities of the position, and any increases will usually be reflective of any increases given to the wider employee population.</p> <p>Additional fees may be paid for additional responsibilities (such as chairing a Board Committee, membership of a Committee, or acting as the Senior Independent Director), or for an increased time commitment during the year.</p> <p>The fee for the Chair will be determined by the Committee.</p> <p>Fees for Non-executive Directors will be determined by the Chair and the Executive Directors.</p>	<p>There is no prescribed maximum fee or annual increase.</p> <p>Total fees will not exceed the limit set out in the Group's Articles of Association.</p>	n/a

Prior arrangements

The Board reserves the right to make any remuneration payments and/or payments for loss of office (including exercising any discretions available to it in connection with such payments) notwithstanding that they are not in line with the Policy set out on the prior pages where the terms of the payment were agreed (i) before the Policy set out above came into effect, provided that the terms of payment were consistent with the shareholder-approved Policy in force at the time they were agreed; or (ii) at a time when the relevant individual was not a Director of the Group and, in the opinion of the Committee, the payment was not in consideration for the individual becoming a Director of the Group. For these purposes 'payments' includes the Committee satisfying awards of variable remuneration and, in relation to an award over shares, the terms of the payment are 'agreed' at the time the award is granted.

Selection of performance conditions

For the STIP the Committee believes that a mix of financial and non-financial targets is most appropriate. Strategic and personal objectives may be included where appropriate to ensure delivery of key business milestones. Targets are set by the Committee taking into account internal and external forecasts.

For the LTIP, awards of restricted shares will be subject to performance underpins. The underpins selected by the Committee will be based on measures considered to be most reflective of the overall financial stability and performance of the Group, and therefore aligned with shareholder value creation.

Directors' Remuneration Policy continued

Terms common to the DBP and LTIP

Awards under the DBP and LTIP may:

- Be granted as conditional share awards or nil-cost options or in such other form that the Committee determines has the same economic effect;
- Be settled in shares or, exceptionally, in cash;
- Have any performance conditions applicable to them amended or substituted by the Committee if an event occurs which causes the Committee to determine that, in respect of the relevant event, an amended or substituted performance condition would be more appropriate and not materially less difficult to satisfy; and
- Incorporate the right to receive an amount (in cash or additional shares) equal to the value of dividends which would have been paid on the shares under an award that vests up to the time of vesting (or, where the award is subject to a holding period, the end of that holding period). This amount may be calculated assuming that the dividends have been reinvested in the Group's shares on a cumulative basis and may be settled in cash at the Committee's discretion and be adjusted in the event of any variation of the Group's share capital or any demerger, delisting, special dividend or other event that may materially affect the current or future value of the Group's shares.

Malus and clawback

Malus and clawback provisions apply to all awards granted under the STIP and LTIP. These provisions may be invoked at the Committee's discretion at any time prior to the third anniversary of the grant of a cash bonus or DBP award, or to the fifth anniversary of the grant of an LTIP award. In these circumstances, the Committee may reduce or impose additional conditions on an award or require that the participant returns some or all of the value acquired under the award.

The Committee has the discretion to invoke these provisions where there has been:

- A material misstatement of any Group or its subsidiaries' audited accounts;
- A corporate failure;
- Material intervention from a regulator;
- An error in assessing the relevant performance conditions or the information or assumptions on which the award was granted or vested;
- Misconduct on the part of the Executive Director; and
- Serious reputational damage to, or a material failure of risk management by, a member or business unit of the Group.

Within the period beginning on:

- In the case of LTIP awards, from the grant of the award and ending on the fifth anniversary of the date of grant; and
- In the case of STIP (cash bonus and DBP awards), the start of the financial year in respect of which the award is granted and ending on the third anniversary of the date of grant.

The Board will retain the discretion to calculate the amount to be recovered, including whether or not to claw back such amount gross or net of any tax or social security contributions applicable to the award.

Remuneration scenario charts

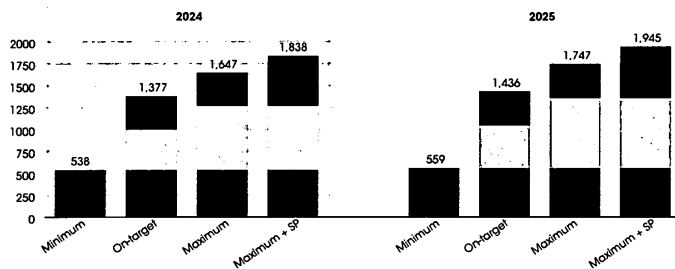
The following charts illustrate the potential remuneration for each of the Executive Directors, using a range of assumptions, for the forthcoming year. The charts show the potential value of the current Executive Directors' remuneration under four scenarios: minimum, on-target, maximum and maximum plus share price growth (which assumes a 50% increase in share price over the LTIP vesting period).

The following assumptions have been made in creating the charts below:

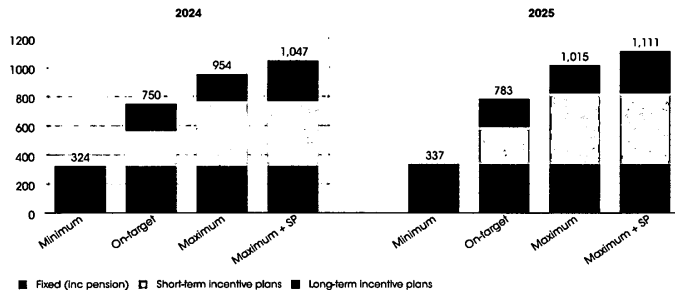
Pay scenario	Basis of calculation
Minimum	Fixed pay only, consisting of salary, benefits and pension
On-target	Fixed pay, plus the relevant mid-performance payout from the bonus pool and Restricted Share Award
Maximum	Fixed pay, plus the maximum performance payout from the bonus pool (capped at 150%) and Restricted Share Award
Maximum plus share price growth	Fixed pay, plus the maximum performance payout from the bonus pool (capped at 150%) and restricted share awards plus share price growth of 50% over the Restricted Share Award vesting period

Directors' Remuneration Policy continued

Chief Executive Officer's remuneration package:



Chief Financial Officer's remuneration package:



Remuneration Policy for new Executive Directors

The Committee intends to set any new Executive Director's remuneration package in line with the Policy outlined earlier in this section. In an individual's first year, the Committee may set different performance measures and targets for incentive awards to those of the other Executive Directors, depending on the timing and scope of any appointment.

When determining the design of the total package in a recruitment scenario, the Committee will consider the size and scope of the role, the candidate's skills and experience and the market rate for such a candidate, in addition to the importance of securing the preferred candidate. In some circumstances, the Board may be required to take into account common remuneration practices in another country and, if applicable, may consider awarding payments in respect of relocation costs. Flexibility is also retained for the Group to pay for legal fees and other costs incurred by the individual in relation to their appointment. In line with the Policy, in relation to annual bonus and LTIP awards, maximum variable remuneration will not exceed 225% for the Chief Executive Officer and 210% for the Chief Financial Officer as a percentage of salary. In the event that another Executive Director role is created by the Group, the maximum variable opportunities (expressed as a percentage of salary for the new position) under the STIP and LTIP would not exceed the percentages shown for the Chief Executive Officer in the Policy.

In the event that Sabre wishes to hire a candidate with unvested incentives accrued at a previous employer or other compensation arrangements, which would be forfeited on the candidate leaving that company, the Committee retains the discretion to make a one-off buyout award. In doing so, the Committee will take account of all relevant factors, including any performance conditions attached to incentive awards, the likelihood of those conditions being met, the proportion of the vesting/performance period remaining and the form of the award (e.g., cash or shares).

The overriding principle will be that any buyout award should be of comparable commercial value to the compensation which has been forfeited. The LTIP Rules have been drafted to permit the grant of recruitment awards on this basis to an individual (which will not be counted towards the annual LTIP limit and which will be subject to such vesting schedules and performance conditions (if any) as the Committee may determine). If it is not possible or practical to grant recruitment awards under the LTIP, the Committee may rely on the provisions of Listing Rule 9.4.2 to grant the awards.

For internal candidates, incentives granted in respect of the prior role would be allowed to vest according to their original terms, or adjusted if appropriate to take into account the appointment.

For the appointment of a new Chair or Non-executive Director, the fee would be set in accordance with the Policy. The length of service and notice periods would be set at the discretion of the Committee, taking into account market practice, corporate governance considerations and the skills and experience of the particular candidate at that time. In the event that the Chair or a Non-Executive Director is required to temporarily take on the role of an Executive Director, their remuneration may include any of the elements listed in the Policy Table for Executive Directors.

Directors' Remuneration Policy continued

Service agreements and exit payment policy

In line with the UK Corporate Governance Code Provision 18, all Directors are subject to re-election annually at the Group's Annual General Meeting.

Director	Date of appointment	Notice period
Geoff Carter	21/11/2017	12 months
Adam Westwood	21/11/2017	12 months
Ian Chapple	01/09/2024	3 months
Karen Geary	07/12/2020	3 months
Bryan Joseph	01/06/2023	3 months
Alison Morris	01/05/2022	3 months
Rebecca Shelley	04/10/2017	3 months

Shareholders may inspect the Executive Directors' contracts or the Non-executive Directors' letters of appointment at the Group's registered office, and these contracts and letters of appointment are also available for shareholders to review at the Group's Annual General Meeting. Both Geoff Carter and Adam Westwood have written service contracts with the Group with no fixed end date, but which are capable of being terminated by either the Group or the Executive Director on not less than 12 months' notice.

In the event notice is given to terminate an Executive Director's contract, the Group may make a payment in lieu of notice equal to the value of the Executive Director's salary for the notice period. Any such payments may be made, at the Committee's discretion, as a lump sum or in instalments, subject to mitigation by the Executive Director. It is the Committee's intention that the service contracts for any new Executive Directors will contain equivalent provisions. In the event that an Executive Director leaves the Group, entitlement they have to any variable pay will be determined in accordance with the relevant incentive plan rules.

The Chair and each of the independent Non-executive Directors have a notice period of three months and may receive fees in respect of any notice period.

Short Term Incentive Plan ("STIP") including Deferred Bonus Plan ("DBP")

Executive Directors will not have any automatic entitlement to a bonus for the financial year in which they leave the Group. Where an Executive Director leaves the Group, as a result of their ill-health, injury, disability or redundancy, or their employing company or business is sold out of the Group (known as "Good Leaver Reasons") or in such other circumstances as the Committee determines (but excluding gross misconduct), the Executive Director will typically remain eligible for their annual bonus award, which will normally be time prorated to reflect the proportion of the financial year served. In determining the level of bonus to be paid, the Committee may, at its discretion, take into account performance up to the date of cessation or over the financial year as a whole based on appropriate performance measures as determined by the Committee. Any such bonus may be paid out in such proportions of cash and share awards as the Committee considers appropriate. For other leavers, rights to awards under the annual bonus will be forfeited.

Unvested DBP awards will normally lapse when an Executive Director leaves the Group. However, if an Executive Director's departure is a Good Leaver Reason, as set out above, their award will normally vest on the original vesting date, although the Committee has the discretion to allow awards to vest earlier if the Committee considers it appropriate.

Long Term Incentive Plan ("LTIP") - Restricted Share Awards ("RSA")

Unvested LTIP awards will normally lapse when an Executive Director leaves the Group. However, if the Executive Director's departure is as a result of a Good Leaver Reason, their LTIP awards will normally vest (and be released from any applicable holding period) on the original timetable set, although the Committee has the discretion to accelerate the vesting and release of awards.

The extent to which unvested LTIP awards vest in these circumstances will be determined by the Committee, taking into account the extent to which the relevant performance conditions or underpins have, in its opinion, been satisfied (over the original performance period, where the vesting of the award is not being accelerated) and, unless the Committee determines otherwise, the proportion of the performance period that has elapsed at the time the Executive Director leaves.

If an Executive Director leaves the Group holding vested LTIP awards which are subject to a holding period, these awards will normally be released at the end of the original holding period, unless the Committee allows the holding period to be shortened. However, if the Executive Director is dismissed for gross misconduct, all his or her LTIP awards will lapse.

If an Executive Director dies, their DBP and LTIP awards will normally vest (and be released from any holding periods) as soon as reasonably practicable after their death. The extent to which unvested LTIP awards vest in these circumstances will be determined by the Committee in the same way as for other Good Leaver Reasons described above.

Directors' Remuneration Policy continued

The Committee reserves the right to make any other payments in connection with a Director's cessation of office or employment where the payments are made in good faith in discharge of an existing legal obligation (or by way of damages for breach of such an obligation) or by way of settlement of any claim arising in connection with the cessation of a Director's office or employment. Any such payments may include, but are not limited to, paying any fees for outplacement assistance and/or the Director's legal and/or professional advice fees in connection with his cessation of office or employment. In some cases, they may receive a modest leaving gift.

Change of control

In the event of a change of control of the Group, LTIP and DBP awards will normally vest and be released early. The proportion of any unvested LTIP awards which vest will be determined by the Committee, taking into account the extent to which it determines that any performance conditions and underpins have been satisfied at the time, and, unless the Committee determines otherwise, the proportion of the performance period that has elapsed. DBP awards will normally vest in full.

Alternatively, the Board may permit an Executive Director to exchange their awards for equivalent awards of shares in a different company (including the acquiring company). If the change of control is an internal reorganisation of the Group or in other circumstances where the Committee considers it appropriate, Executive Directors may be required to exchange their awards.

If other corporate events occur such as a winding-up of the Group, demerger, delisting, special dividend or other event which, in the opinion of the Committee, may materially affect the current or future value of the Group's shares, the Committee may determine that awards will vest and be released on the same basis as for a change of control.

Consideration of shareholder views and employment conditions

The Committee will consult with major shareholders prior to any significant changes to the Policy and will continue to value their views when deciding on future executive remuneration strategy. In developing and reviewing the Remuneration Policy, the Committee was mindful of the views of the Group's shareholders and remuneration arrangements for employees. The Committee proactively sought feedback from shareholders when developing the Policy and seeks feedback from shareholders when considering any significant changes to remuneration for the Executive Directors.

In setting the Policy, the Committee was led by the same principles which determined all employee remuneration: cost-effectiveness, pay for performance and long-term alignment. These principles evidence themselves in all employee remuneration as follows:

Cost-effectiveness – As with the Directors, in setting compensation across the Group, Sabre intends to pay no more than is necessary to attract, retain and incentivise high-calibre individuals, setting remuneration competitively but not excessively.

Pay for performance – Many full-time and part-time Group employees are eligible to participate in some form of share-based incentive. Key individuals below Board level have been invited to participate in the LTIP in order for there to be alignment between senior management and the Executive Directors' objectives.

Long-term alignment – In line with our philosophy of encouraging our workforce to be investors in the Group, all eligible employees were offered an award of free shares under the SIP. The Group operates both a SAYE Plan and a SIP to further facilitate employee investment in the Group and their long-term alignment.

Although the Committee did not formally engage with the workforce on the alignment of executive remuneration with the wider company pay policy, the Board engages with the Group's employees via the designated Non-executive Director responsible for employee engagement. Karen Geary was appointed to this position by the Board during 2022 and leads on ensuring effective engagement with the workforce and regularly feeds back to the Committee and the Board following her meetings with employees. This process does not currently include an active two-way dialogue with the workforce on executive pay but this approach is being kept under review.

The Committee appreciates the importance of an appropriate relationship between the remuneration levels of the Executive Directors, the Executive Team, managers and other employees within the Group. As such, when reviewing and determining pay for Executive Directors, the Committee takes into account the level and structure of remuneration, as well as salary budgets, for other employees in the Group. Moreover, as a result of the implementation of the all-employee share plans referred to above, many of the Group's employees are Sabre shareholders and therefore have the opportunity to express their views through the same means as any other shareholder.



Annual Report on Directors' Remuneration

This section of the Directors' Remuneration Report sets out the remuneration paid to Sabre's Directors in respect of the year which ended on 31 December 2024 (the "2024 financial year"). In line with the Large and Medium-sized Companies and Groups (Accounts and Reports) Regulations 2008 (as amended in 2013), the following parts of the Annual Report on Directors' Remuneration are audited:

- The single total figure of remuneration for each Director, including pension entitlements, STIP and LTIP outcomes for the financial year ended 31 December 2024
- Share plan awards granted during the financial year ended 31 December 2024
- Payments to past Directors and payments for loss of office
- Directors' shareholdings and share interests

All other parts of the Annual Report on Directors' Remuneration are unaudited.

Single figure of remuneration (audited)

The table below sets out the total remuneration received by Executive Directors and Non-executive Directors in respect of the financial year ended 31 December 2024.

	£'000s																		
	Salary/fees		Taxable benefits ¹		Pension ²		Total fixed pay		Short Term Incentive Plan ³		Long Term Incentive Plan ⁴		Other ⁵		Total variable pay ⁷		Total remuneration ⁸		
	2024	2023	2024	2023	2024	2023	2024	2023	2024	2023	2024	2023	2024	2023	2024	2023	2024	2023	
Executive Directors																			
Geoff Carter	504	477	5	4	33	31	542	512	480	229	232	212	1	19	713	460	1,255	972	
Adam Westwood	308	292	3	2	21	20	332	314	252	120	113	100	-	10	365	230	697	544	
Executive Director total	812	769	8	6	54	51	874	826	732	349	345	312	1	29	1,078	690	1,952	1,516	
Non-executive Directors																			
Ian Chapple ⁹	23	-	-	-	-	-	23	-	-	-	-	-	-	-	-	-	-	23	-
Ian Clark ¹⁰	28	72	-	-	-	-	28	72	-	-	-	-	-	-	-	-	-	28	72
Karen Geary	83	69	-	-	-	-	83	69	-	-	-	-	-	-	-	-	-	83	69
Bryan Joseph ¹¹	88	42	-	-	-	-	88	42	-	-	-	-	-	-	-	-	-	88	42
Alison Morris	80	76	-	-	-	-	80	76	-	-	-	-	-	-	-	-	-	80	76
Rebecca Shelley ¹²	171	95	-	-	-	-	171	95	-	-	-	-	-	-	-	-	-	171	95
Non-executive Director total	473	354	-	-	-	-	473	354	-	-	-	-	-	-	-	-	-	473	354
Total	1,285	1,123	8	6	54	51	1,347	1,180	732	349	345	312	1	29	1,078	690	2,425	1,870	

1 Taxable benefits include private medical insurance and participation in a Group Life Policy

2 As an element of pension is received as cash in lieu, the amount awarded is reduced below the allowed percentage to reflect the additional National Insurance cost borne by the Group

3 Awards made under the Short Term Incentive Plan ("STIP") are paid for performance over the relevant financial year. Details of the performance targets and performance against the targets for the 2024 STIP awards are detailed on pages 106 to 108. Details of the performance targets and performance against the targets for the 2023 STIP awards are detailed in the Annual Report and Accounts for the year ended 31 December 2023. Consistent with the terms of the 2024 Remuneration Policy, 50% of the bonus earned in relation to the financial year ended 31 December 2024 is deferred into the Group's shares for two years, with the balance payable in cash. These shares will be held in the Sabre Group Employees' Share Trust and are not subject to any further performance conditions. Dividend equivalents were paid in relation to deferred shares equal to £6,991 for Geoff Carter, and £3,529 for Adam Westwood

4 Awards made under the Long Term Incentive Plan ("LTIP") are restricted share awards subject to underpin performance conditions assessed over the

period 1 January 2022 to 31 December 2024. The underpins were satisfied as detailed on page 109 and the awards fully vest. Awards are valued in the single figure table of £1,3588 per share, being the average share price in the final quarter of 2024. Dividend equivalents were paid in relation to deferred shares equal to £33,533 for Geoff Carter, and £15,780 for Adam Westwood

5 The LTIP values for the financial year ended 31 December 2023 have been restated using the share price on the vesting date of 21 May 2024 at £1,67336. A total of 126,539 vested for Geoff Carter and 59,548 for Adam Westwood. The total remuneration for the financial year ended 31 December 2023 has been updated accordingly

6 The Group operates a SIP which is open to all employees. 'Other' is the value of matching SIP shares attributable to the year. The Group offers a 1:3 match for Partnership Shares purchased by employees. In 2024, Geoff Carter participated in the SIP up to the maximum extent permitted by HMRC. The calculation for value is based on the shares bought¹¹ by the Group on behalf of the individual and the share price as at 31 December 2024 of £1,380. In 2023, Geoff Carter participated in the SIP up to the maximum extent permitted by HMRC. The calculation for value is based on the shares bought by the Group on behalf of the individual and the share price as at 31 December 2023 of £1,514

7 Comprising STIP, LTIP and any other relevant variable remuneration

8 Comprising total fixed pay and total variable pay and other remuneration as set out in Footnote 6

9 Ian Chapple joined the Board with effect from 1 September 2024. His fee was prorated in line with the time served in the position during the 2024 financial year

10 Ian Clark left the Board on the 22 May 2024 and his fee is prorated in line with the time served in the position during the 2024 financial year

11 Bryan Joseph became Senior Independent Director with effect from May 2024. His fee was prorated in line with the time served in the position during the 2024 financial year

12 Rebecca Shelley was appointed Interim Chair in late 2023, prior to this she received fees as Non-executive Director, Chair of the Remuneration Committee, and the Senior Independent Director. Upon her appointment as Interim Chair, these fees were replaced with the Chair's fee. Rebecca was appointed as Chair in 2024, and was paid as such throughout the financial year ending 31 December 2024

Annual Report on Directors' Remuneration continued

Base salary

The annual salary paid to the Executive Directors with effect from 1 April 2024, is shown in the table below.

In late 2023, the Committee reviewed Executive Director salaries for the 2024 financial year, taking into account the individual's role and experience and pay for the broader employee population. The Committee decided to increase Geoff Carter and Adam Westwood's 2024 salaries by 5.5%, which was below the average increase of 6.7% given to employees across the Group. Details of the salaries that will apply in 2025 are provided on page 115.

Base salary	Annual salary (£) with effect 1 April 2024
Geoff Carter	£510,317
Adam Westwood	£311,647

Pension

During the 2024 financial year, Geoff Carter and Adam Westwood received cash in lieu of pension contributions of 7.5% of their base salaries respectively, which is below the average employee rate. Details of the pension contributions that will apply in 2025 are provided on page 115.

Short Term Incentive Plan ("STIP")

Framework and outcomes for the financial year ended 31 December 2024

For the financial year ended 31 December 2024, the Executive Directors were eligible to participate in the Group's STIP, which was based on a bonus pool funding approach, calculated as 1.5% of PBT, subject to a minimum hurdle of 10% ROTE being achieved. For 2024, the maximum annual bonus opportunity within this structure was capped at 150% of salary for Geoff Carter and Adam Westwood. The STIP was based 70% on achievement against financial targets (PBT) and 30% achievement against non-financial targets, split equally between non-financial Group-wide objectives (including strategy, customer, ESG, people, development of the business and risk and compliance) and individual non-financial objectives.

Performance measure	Weighting
Profit before tax	70%
Non-financial Group-wide objectives, including strategy, customer and partners, ESG, people, development of business and risk and compliance	15%
Non-financial objectives relating to the individual	15%

ROTE performance for the 2024 financial year was 38.2% meaning that the hurdle was satisfied. PBT performance was £48.56m and therefore the profit pool available for distribution to the Executive Directors was £728k (being 1.5% of PBT). Based on the allocation formula, the Chief Executive Officer is entitled to a maximum of 65.6% of the pool (£477k), and the Chief Financial Officer is entitled to a maximum of 34.4% of the pool (£250k). Each Director's share of the bonus pool is agreed provisionally at the start of the performance year, based primarily on that individual's base salary and maximum bonus potential.

As noted above, 30% of each individual's share of the bonus pool is subject to an additional adjustment for personal and Group performance. The non-financial targets set for the Group, the non-financial individual personal targets for Geoff Carter and Adam Westwood and the Committee's assessment of their performance against them are detailed on the following page, with as much clarity as possible while protecting Group competitive advantages and respecting contractual confidentiality. The non-financial targets for the Group were determined by the Committee to have been achieved at 95%, and the non-financial individual performance objectives detailed below for both Geoff Carter and Adam Westwood were determined by the Committee to have been achieved at 98% and 98% respectively.

Following this assessment, resulting bonuses were £473k (92.62% of salary) for the Chief Executive Officer and £248k (79.62% of salary) for the Chief Financial Officer.



Annual Report on Directors' Remuneration continued

Non-financial Group-wide objectives

The Committee believes that responsibility for the wider business objectives is shared equally among the Executive Team, and a consistent score will be given unless specific examples of over/under performance by any one individual are identified. Taken holistically, the Committee considered a score of 95% against these objectives to be appropriate.

Non-financial measure	Weighting as a % of total bonus opportunity	Performance	Commentary on performance	Actual bonus payable as a % of total bonus opportunity
<p>Strategic focus</p> <p>Optimise volume and profitability as the market evolves following inflationary pressures and high price increases in 2023.</p>	15%	95%	The Executive Team continued to perform strongly in 2024, driving both short-term success and laying out clear plans for the medium-term development of the business. Positive feedback on the business has been received from investors and analysts throughout the year as well as being confirmed in Chair meetings with larger investors.	14.25%
<p>Customers and partners</p> <p>Maintain a high-quality service in direct and outsourced processes, ensure customers are treated fairly, and in line with regulatory expectations, as cost of living pressures continue to impact.</p>			The business delivered a record level of GWP and a doubling of profit. This is clear evidence of having successfully managed the upswing in market conditions in early 2024. In later 2024 the team have continued to follow the underpinning strategy of focusing on profitability, not volume, and have therefore allowed volumes to moderate. Alongside the business-as-usual activities the business published its revised "Ambition 2030" strategy, outlining an ambitious medium term growth plan supported by well-planned initiatives.	
<p>Environmental, social and governance</p> <p>Continue to enhance our approach to ESG requirements, with an increased focus on environmental impacts and stakeholder expectations. Progress the business towards the goals outlined in the Group's net-zero roadmap.</p>			The motorcycle product was profitable in 2024, in line with plans. Taxi was near profitable, with further improvements anticipated as rating action earns through in 2025. Whilst there is considerable regulatory and Government focus on the motor insurance industry Sabre continues to be well positioned in this regard. The Management team have ensured that the business continues to deliver for customers, by maintaining wide quotability, consistent margin requirements and a customer focused approach across the business. This includes fair claims processes (for example total loss approach) and consistent margin requirements across the core and ancillary products.	
<p>People</p> <p>Maintain Sabre's position as a great place to work, ensuring colleagues have an appropriate work/life balance, while ensuring focus on Group objectives.</p>			The business has placed significant focus on the evolving risk and governance requirements. All deliverables around consumer duty and operational resilience were delivered on schedule and to a high standard. Where required the team drew on expert external support to ensure requirements were being met. Further investment was also made into the Risk and IT security functions. Several development initiatives with external partners were reviewed during the year. Ultimately the conclusion was that, at this stage, there a stronger payback potential from focusing in internal developments.	
<p>Development of the business</p> <p>Ensure that the developing product areas (Motorcycle and Taxi) deliver target profitability. Utilize the opportunities generated by the roll-out of new IT capabilities.</p>			The business continued to enhance its attractiveness to new and existing employees. Some specific examples during the year include targeted training and development of employees, wellbeing initiatives, an investment into our chosen charities, social activities, enhanced policies and employee benefits.	
<p>Risk and compliance</p> <p>Comply with existing and emerging regulatory requirements, successfully manage risk and compliance across the Group, and ensure the business is positioned appropriately for operational resilience requirements.</p>			Finally, continued progress has been made on ESG. Fuller details will be contained in the report and accounts, with initiatives including the embedding of the sustainability committee, replacement of disposable water cups with drinking bottles and on-going liaison with specialist consultants. It is considered that the Executive Team have performed extremely well, balancing short term financial performance, longer term growth and maintaining a tight focus on risk and governance.	

Annual Report on Directors' Remuneration continued

Non-financial objectives relating to the individual

Geoff Carter	Weighting as a % of personal/strategic bonus opportunity	Commentary on performance	Actual performance
Objectives			
Ensure progress of the agreed strategic initiatives, with a specific focus on optimising the benefits from the new IHP system and enhancing efficiency of the direct operations.	20%	All strategic projects have progressed in line with agreed timelines and budgets. IHP is now live and is rolling out through the broker distribution network. Direct motorcycle is due to launch on schedule in Q1 2025. A renewed focus on direct business is starting to yield results, including increased usage of webchat and self-service customer portal	98%
Ensure Executive Team continued effectiveness and positive engagement with the Board.	20%	The Board effectiveness review confirmed that both the Executive Team and NEDS d felt this relationship worked well. Specifically appropriate constructive challenges were raised by the Board and were responded to positively by the Executive Team	
Review emerging opportunities and progress those which meet business requirements. Ensure new developments do not distract from maximizing the opportunity from the existing portfolio.	20%	The Capital Markets Day outlined the opportunities that are now being progressed – direct operations effectiveness, competitive market expansion and increased motorcycle distribution. A high hurdle has been maintained on other opportunities to ensure successful delivery of the near term agreed initiatives	
Ensure positive relationships are maintained with key stakeholders, specifically including the PRA, FCA, covering analysts and key investors.	20%	The relationship with regulators is felt to be positive, with constructive discussions evident during the year. Independent research by corporate brokers and Financial PR advisor, in addition to Chair discussions with major investors, has confirmed positive relationships are in place.	
Ensure successful embedding of new Chair and SID into the business.	20%	The Board effectiveness reviews confirmed that both the Chair and SID are operating highly effectively, and have strong relationships with fellow NED's and the Executive Team.	
Total % of personal/strategic objectives	100%		98%
Adam Westwood			
Objectives			
Continue to enhance the efficiency and resilience of financial reporting.	40%	Financial reporting has continued to evolve well during the year. Reporting has been demonstrably faster during the year, with no loss of accuracy. The year end process has been highly efficient, validated by both internal and external stakeholders.	98%
Continue the development of a fully effective ESG roadmap for the Group, which includes a staged transition and ambitious yet achievable targets.	30%	The ESG roadmap is now well established, and several initiatives have progressed well with a strong ESG focus. These range from the scope of the Head Office building refurbishment to the replacement of disposable water cups with re-usable bottles for all staff.	
Ensure successful implementation of agreed strategic projects with a specific focus on implementation of Agile.	30%	Projects to support the 'Ambition 2030' have progressed to plan, whilst embedding Agile as a new way of working into the business. This has included the recruitment of specialist colleagues and the establishment of new Agile committees.	
Total % of personal/strategic objectives	100%		98%

Committee Chair's commentary on Executive Directors' personal performance

As outlined elsewhere in this report, 2024 was a successful year for Sabre, delivering strong top line and bottom-line growth as well as shareholder returns through dividends and a share buyback program.

In addition, the company set-out an ambitious but well underpinned growth strategy that aims to materially increase absolute profits in the medium term.

Sabre remains a predominantly technical underwriting and claims management business. The Group strategy is therefore centred on seeking to achieve a long-term margin in the range of 18 to 22% in all market conditions, and to treat volume as an output not a target. The recently revised strategy focuses on a stronger medium term growth plan, whilst fully maintaining underwriting discipline. This means growth will not be linear and underwriting performance/profitability will continue to be the key measure of success.

The Committee were pleased to observe both strong short term delivery in 2024 and the formulation of an evolved longer-term growth plan, fully reflecting the execution of a robust strategy. The Committee therefore believes that the annual bonus outcomes are a fair reflection of the Group's performance in the year and the overall shareholder experience, and therefore has not exercised its discretion to adjust the awards.

Annual Report on Directors' Remuneration continued

Long Term Incentive Plan ("LTIP") Vesting of awards under the LTIP in the financial year ended 31 December 2024

Geoff Carter and Adam Westwood were granted awards (75% and 60% of salary respectively) under the Group's LTIP during the financial year ended 31 December 2024. The awards were granted in the form of restricted share awards (as conditional awards) and, in line with the Remuneration Policy, the awards vested after three years from the date of grant and are subject to an additional holding period of two years from the date of vesting.

The awards were subject to the following underpins:

- Maintaining a solvency ratio in excess of 140%
- Achieving a return of tangible equity in excess of 10%
- No material regulatory censure - relating to the Executive Director's time in office
- Overall Committee discretion

The Committee reviewed the application of the underpins and agreed that they had been met (including average return of tangible equity of 26% and solvency ratio in excess of 140% throughout the period), discussed the underlying performance of the Group and the broader stakeholder experience, and agreed that the LTIP awards vesting in relation to the financial year ended 31 December 2024 should vest at 100% of the maximum opportunity. It is noted that the vested awards are subject to an additional holding period of two years from the date of vesting.

Granting of awards under the LTIP in the financial year ended 31 December 2024 (audited)

Geoff Carter and Adam Westwood were granted awards (75% and 60% of salary respectively) under the Group's LTIP during the financial year ended 31 December 2024. The awards were granted in the form of restricted share awards (as conditional awards) and, in line with the Remuneration Policy, the awards will vest after three years from the date of grant, followed by an additional holding period of two years from the date of vesting.

Awards were made subject to the following underpins:

- Maintaining a solvency ratio in excess of 140%
- Achieving a return of tangible equity in excess of 10%
- No material regulatory censure - relating to the Executive Director's time in office
- Overall Committee discretion

If the Group does not meet one or more of the underpins at the date of vesting, the Committee will review whether or not it would be appropriate to reduce the number of shares, including to zero, that vest under the award. Vesting of awards will also be subject to the Committee's overarching discretion in order to ensure that outcomes reflect the underlying performance of the Group and the broader stakeholder experience.

Details of the LTIP awards granted on 30 May 2024:

Executive Director	Basis of award	Face value (£)	Shares over which conditional awards were granted ¹	Performance underpin	Period over which underpin assessed
Geoff Carter	75% of salary	382,738	224,558	Subject to the underpins detailed above	1 January 2024 to 31 December 2026
Adam Westwood	60% of salary	186,988	109,709	Subject to the underpins detailed above	1 January 2024 to 31 December 2026

¹ The number of shares granted was calculated on the average share price of the five working days immediately preceding the date of grant of £1.704 as conditional awards

External appointments

Neither of the Executive Directors currently holds a paid external appointment. All appointments must first be agreed by the Board and must not represent a conflict with their current role.

Payments to past Directors and payments for loss of office (audited)

No payments were made to past Directors or in respect of loss of office during the year.

Sourcing of shares and dilution limits

The terms of the Group's share plans set limits on the number of newly issued shares that may be issued to satisfy awards. In accordance with guidance from the Investment Association, these limits restrict overall dilution under all plans (the LTIP, the DBP, the SAYE Plan, the SIP and any other employee share scheme adopted by the Group) to under 10% of the Group's issued share capital over a ten-year period. Furthermore, the LTIP and DBP set a further limitation that not more than 5% of the Group's issued share capital may be issued in any ten-year period on discretionary plans. As at 31 December 2024, Sabre was operating within these limits.

Annual Report on Directors' Remuneration continued

Vested share awards and outstanding share awards granted during the 2024 financial year (audited)

Details of awards granted during the year are detailed below.

Long Term Incentive Plan ("LTIP")

Director		Holding on 1 January 2024	Granted during the year	Option price (£)	Exercised during the year	Lapsed	Market price at exercise date (£)	Holding on 31 December 2024	Date of grant	Share price on date of grant (£)	Vesting date	Gain on vesting (£)
Geoff Carter	2021	126,539	0	n/a	126,539	0	1.673	0	21 May 2021	2.613		(118,947)
	2022	145,802	0	n/a	n/a	0	n/a	145,802	07 April 2022	2.359	At a date agreed by the Committee, which is after the release of the results for the year ended 31 December 2024 and the third anniversary of grant. An additional two-year holding period applies to these awards, once vested. These are conditional share awards.	n/a
	2023	314,371	0	n/a	n/a	0	n/a	314,371	06 April 2023	1.154	At a date agreed by the Committee, which is after the release of the results for the year ended 31 December 2025 and the third anniversary of grant. An additional two-year holding period applies to these awards, once vested. These are conditional share awards.	n/a
	2024	0	224,558	n/a	n/a	0	n/a	224,558	30 May 2024	1.704	At a date agreed by the Committee, which is after the release of the results for the year ended 31 December 2026 and the third anniversary of grant. An additional two-year holding period applies to these awards, once vested. These are conditional share awards.	n/a
	Total	272,341	538,929	n/a	126,539	0	n/a	684,731				
Adam	2021	59,548	0	n/a	59,548	0	1.673	0	21 May 2021	2.613		(55,975)
Westwood	2022	71,216	0	n/a	n/a	0	n/a	71,216	7 April 2022	2.359	At a date agreed by the Committee, which is after the release of the results for the year ended 31 December 2024 and the third anniversary of grant. An additional two-year holding period applies to these awards, once vested. These are conditional share awards.	n/a
	2023	153,587	0	n/a	n/a	0	n/a	153,587	06 April 2023	1.154	At a date agreed by the Committee, which is after the release of the results for the year ended 31 December 2025 and the third anniversary of grant. An additional two-year holding period applies to these awards, once vested. These are conditional share awards.	n/a
	2024	0	109,709	n/a	n/a	n/a	n/a	109,709	30 May 2024	1.704	At a date agreed by the Committee, which is after the release of the results for the year ended 31 December 2026 and the third anniversary of grant. An additional two-year holding period applies to these awards, once vested. These are conditional share awards.	n/a
	Total	130,764	263,296	n/a	59,548	0	n/a	334,512				

Annual Report on Directors' Remuneration continued

Deferred Bonus Plan ("DBP")

Director		Holding on 1 January 2024	Granted during the year	Option price (£)	Exercised during the year	Lapsed	Market price at exercise date (£)	Holding as at 31 December 2024	Date of grant	Share price on date of grant (£)	Vesting date	Gain on exercise (£)
Geoff Carter	2022	47,557	0	n/a	47,557	0	1,7786	0	7 April 2022	2,359	8 April 2024	(27,603)
	2023	0	0	n/a	0	0	n/a	0	n/a	n/a	n/a	n/a
	2024	0	64,919	n/a	0	0	n/a	64,919	11 April 2024	1,762	11 April 2026	n/a
	Total	47,557	64,919		47,557	0		64,919				
Adam Westwood	2022	24,008	0	n/a	24,008	0	1,7786	0	7 April 2022	2,359	8 April 2024	(13,934)
	2023	0	0	n/a	0	0	n/a	0	n/a	n/a	n/a	n/a
	2024	0	34,082	n/a	0	0	n/a	34,082	11 April 2024	1,762	11 April 2026	n/a
	Total	24,008	34,082		24,008	0		34,082				

Save As You Earn ("SAYE") Plan

Director		Holding on 1 January 2024	Granted during the year	Option price (£)	Exercised during the year	Lapsed	Market price at exercise date (£)	Holding as at 31 December 2024	Date of grant	Share price on date of grant (£)	Exercisable period	Gain on exercise (£)
Geoff Carter	2023	21,151	0	0.851	0	0	n/a	21,151	18 April 2023	0.85	1 July 2026 to 31 December 2026	n/a
	Total	21,151	0		0	0		21,151				
Adam Westwood	2023	21,151	0	0.851	0	0	n/a	21,151	18 April 2023	0.85	1 July 2026 to 31 December 2026	n/a
	Total	21,151	0		0	0		21,151				

Share Incentive Plan ("SIP")

Director	Purchased during the year	Granted during the year in the form of matching and dividend shares	Total gained during the year	Exercised during the year	Lapsed	Granted in prior years	Holding as at 31 December 2024	Vesting date	Gain on exercise (£'000)
Geoff Carter	1,183	822	2,005	n/a	n/a	6,496	8,501	Shares can be exercised with effect from the third anniversary of their grant	n/a
Adam Westwood	0	133	133	n/a	n/a	2,202	2,335	Shares can be exercised with effect from the third anniversary of their grant	n/a

During the period between 31 December 2024 and 17 March 2025, being the latest practicable date prior to publication of this Annual Report, the following changes to the above table occurred:

Geoff Carter purchased an additional 343 shares under the Share Incentive Plan ("SIP") and was awarded an additional 114 shares in the form of matching shares, taking the number of unvested shares not subject to performance as at 17 March 2025 to 8,958.

Annual Report on Directors' Remuneration continued

Directors' shareholdings and share interests (audited)

To further align Executive Directors with shareholders, Executive Directors are required to build up substantial interests in the Group. Executive Directors are expected to build and hold a shareholding with a value of at least 200% of their base salary. To support the implementation of this measure, Executive Directors are required to retain 50% of any share awards vesting (after settling any tax liability) until the 200% requirement is met. The Executive Directors have both met their respective shareholding requirements. Post-cessation of employment, Executive Directors are expected to maintain a minimum shareholding of 200% of their base salary (or their actual shareholding, if lower) for a period of two years. To enforce this requirement, vested shares are held in a nominee account.

Shareholding requirements and the number of shares held by Directors during the year and as at 31 December 2024 are set out in the table below:

Director	Number of unvested shares subject to performance/underpins as at 31 December 2024	Number of unvested shares not subject to performance as at 31 December 2024 ¹	Number of shares held under the Deferred Bonus Plan as at 31 December 2024	Number of shares held as at 31 December 2024	Number of shares held as at 31 December 2023	Shareholding requirement as a % of salary	Shareholding as a % of salary achieved at 31 December 2024 ²
Current Directors							
Geoff Carter	684,731	29,652	64,919	1,719,714	1,645,340	200%	465%
Adam Westwood	334,512	23,486	34,082	725,562	686,267	200%	321%
Ian Chapple	n/a	n/a	n/a	0	n/a	n/a	n/a
Karen Geary	n/a	n/a	n/a	0	0	n/a	n/a
Bryan Joseph	n/a	n/a	n/a	57,561	6,105	n/a	n/a
Alison Morris	n/a	n/a	n/a	9,282	9,282	n/a	n/a
Rebecca Shelley	n/a	n/a	n/a	29,628	17,271	n/a	n/a
Directors who served during the year, but are no longer on the Board							
Ian Clark	n/a	n/a	n/a	n/a	303,006	n/a	n/a

¹ These awards relate to share options and share awards under the Group's SIP and SAYE Plans

² Calculated using a share price of £1.3800 (as at 31 December 2024)

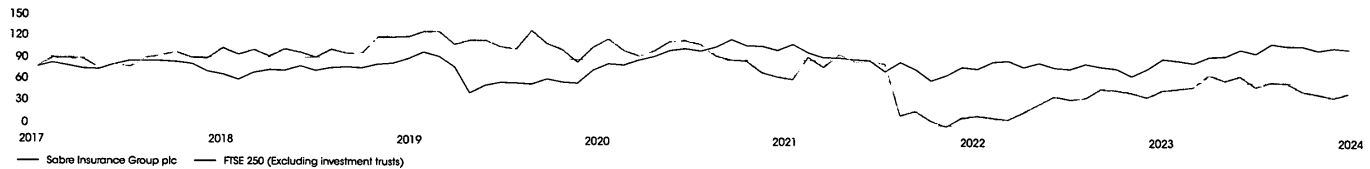
During the period between 31 December 2024 and 17 March 2025, being the latest practicable date prior to publication of this Annual Report, the following changes to the above table occurred:

- Geoff Carter purchased an additional 343 shares under the Share Incentive Plan ("SIP") and was awarded an additional 114 shares in the form of matching shares, taking the number of unvested shares not subject to performance as at 17 March 2025 to 8,958.

Annual Report on Directors' Remuneration continued

Group performance – relative total shareholder return ("TSR")

The graph below shows Sabre's relative TSR performance from Admission to 31 December 2024 against the TSR performance of the FTSE 250 Index (excluding investment trusts). This is a broad equity market index which the Committee considers to be the most appropriate comparator.



Percentage change in remuneration of Directors and employees

The table below shows the percentage change in salary, taxable benefits and annual bonus for the Directors who served on the Board compared to an average employee of the Group against the prior year for the financial years 2023 and 2024.

	2023 to 2024			2022 to 2023			2021 to 2022			2020 to 2021			2019 to 2020		
	Salary/ fees	Taxable benefits	Annual bonus	Salary/ fees	Taxable benefits	Annual bonus	Salary/ fees	Taxable benefits	Annual bonus	Salary/ fees	Taxable benefits	Annual bonus	Salary/ fees	Taxable benefits	Annual bonus
Geoff Carter	5.2%	32.8%	107%	5.1%	41.9%	n/a	3.3%	11.8%	-100.0%	1.6%	34.2%	-63.2%	3.2%	0%	0%
Adam Westwood	5.2%	29.7%	107%	6.1%	38.2%	n/a	6.4%	25.1%	-100.0%	1.6%	59.9%	-71.0%	4.2%	0%	103.1%
Ian Chapple ¹	n/a	n/a	n/a	n/a	n/a	n/a	n/a	n/a	n/a	n/a	n/a	n/a	n/a	n/a	n/a
Ian Clark ²	-1.5%	n/a	n/a	-10.9%	n/a	n/a	11.0%	n/a	n/a	3.2%	n/a	n/a	-11.6%	n/a	n/a
Karen Geary ³	19.1%	n/a	n/a	8.1%	n/a	n/a	6.7%	n/a	n/a	1,371.7%	n/a	n/a	n/a	n/a	n/a
Bryan Joseph ⁴	21.9%	n/a	n/a	n/a	n/a	n/a	n/a	n/a	n/a	n/a	n/a	n/a	n/a	n/a	n/a
Alison Morris ⁵	5.2%	n/a	n/a	12.9%	n/a	n/a	n/a	n/a	n/a	n/a	n/a	n/a	n/a	n/a	n/a
Rebecca Shelley ⁶	80.4%	n/a	n/a	14.9%	n/a	n/a	2.5%	n/a	n/a	9.1%	n/a	n/a	4.8%	n/a	n/a
Average of all employees	6.3%	15.2%	30.8%	6.9%	2.5%	126.3%	0.3%	102.4%	0.3%	2.1%	8.1%	-27.6%	2.2%	-1.4%	15.4%

¹ Ian Chapple was appointed to the Board during the 2024 financial year, and therefore no figures are included

² Ian Clark's fees in 2023 to 2024 reflect him no longer being the Risk Committee Chair in 2023 and leaving the Board in May 2024. Changes in Ian Clark's fees in 2021 to 2022 reflect him being appointed as Audit Committee Chair in January 2022 for an interim period and stepping down with effect from April 2022 as the Non-executive Director responsible for employee engagement

³ Karen Geary's fees in 2023 to 2024 reflect her becoming Remuneration Committee Chair in 2023. The change in Karen Geary's fees reflect her being appointed as the Non-executive Director responsible for employee engagement in April 2022. Karen Geary was appointed to the Board during the year which ended on 31 December 2020, and the annualised basis of her salary change from 2020 to 2021, was 0%

⁴ Bryan Joseph's fees in 2023 to 2024 reflects his appointment as Senior Independent Director in May 2024. Bryan was appointed to the Board during the 2023 financial year, and therefore no figures for 2021 to 2022, 2020 to 2021, and 2019 to 2020 are included

⁵ Alison Morris was appointed to the Board during the 2022 financial year, and therefore no figures for 2020 to 2021 and 2019 to 2020 are included. On an annualised basis, Alison Morris' fees changed by 0% between 2022 and 2023

⁶ Rebecca Shelley's fees in 2023 to 2024 reflects her appointment as Chair. The change in salary for Rebecca Shelley from 2020 to 2021 is due to her completing a whole financial year in the position as Senior Independent Director, which she was appointed to in 2020

Annual Report on Directors' Remuneration continued

Arrangements for the wider workforce

The Committee seeks to align the remuneration of the Executive Directors and senior management with consistency in reward practices throughout the Group. During 2024, all employees received a salary of or above the Real Living Wage and were eligible to receive a performance-related bonus. In addition to this, the Group paid a Christmas bonus to all employees (apart from the Executive Directors), of a net value of £1,250.

Chief Executive Officer's single figure of remuneration

The following table shows the Chief Executive Officer's remuneration for current and prior years:

	2024 (\$)	2023 (\$)	2022 (\$)	2021 (\$)	2020 (\$)	2019 (\$)	2018 (\$)	2017 (\$)
Single figure of remuneration	1,255k	947k	496k	733k	1,110k	821k	760k	251k
Annual bonus payout (as a % of maximum opportunity)	61.7%	31.5%	0%	33.9%	62.2%	63.1%	73.0%	n/a
LTIP vesting – performance share awards (as a % of maximum opportunity)	n/a	n/a	0%	0%	50%	n/a	n/a	n/a
LTIP vesting – RSA awards (as a % of maximum opportunity)	100%	100%	n/a	n/a	n/a	n/a	n/a	n/a

Chief Executive Officer's ratio

The ratio compares the total remuneration of Geoff Carter, the Chief Executive Officer, as set out in the Directors' Remuneration Report, against the remuneration of the median full-time equivalent ("FTE") employee, as well as FTE employees in the lower and upper quartiles. We will build up our reporting of these figures over time to cover a ten-year rolling basis. The ratios are calculated using the Option A methodology, which uses the pay and benefits of all UK FTE employees. This method is consistent with the historical approach taken by the Group since 2019. The Group has chosen Option A as it uses the full-time equivalent pay and benefits for all UK employees during the year and is therefore a more accurate representation of employee pay. The employee pay data used was based on the total remuneration of all of Sabre's full-time employees as of 31 December 2024. The Chief Executive Officer's pay is as per the single total figure of remuneration for 2024, as disclosed earlier in this report. Employee full-time equivalent salaries have been calculated by grossing-up the salary and bonus payments received by employees by the number of hours worked with reference to a 35-hour week.

Total pay

	Chief Executive Officer's total pay (\$'000)	25th percentile	50th percentile	75th percentile
2019				
Pay ratio		33.3:1	19.2:1	12.3:1
Remuneration values	821	24,643	42,651	66,846
2020				
Pay ratio		42.3:1	25.6:1	16.2:1
Remuneration values	1,109	26,196	43,273	68,283
2021				
Pay ratio		23.9:1	16:1	10.6:1
Remuneration values	733	30,635	45,927	68,868
2022				
Pay ratio		16.3:1	11.3:1	7.9:1
Remuneration values	496	27,905	40,306	57,552
2023				
Pay ratio		36.0:1	23.7:1	15.7:1
Remuneration values	947	26,309	39,896	60,459
2024				
Pay Ratio		43.8:1	26.9:1	18.7:1
Remuneration values	1,255	28,638	46,593	66,999

Annual Report on Directors' Remuneration continued

Salary

	Chief Executive Officer's salary (£'000)	25th percentile	50th percentile	75th percentile
2024				
Pay ratio		20.6:1	14.1:1	9.4:1
Remuneration values	504	24,499	35,623	53,873

The Committee has considered the pay data and believes that the median pay ratio is consistent with the pay, reward and progression policies for the Group's UK employees. The year-on-year movement in the total remuneration ratio reflects the varying level of payout under the incentive plans as the value of the Chief Executive Officer's remuneration arrangements is significantly determined by the Group's performance.

Relative importance of spend on pay

The following table illustrates total remuneration for all employees compared to distributions to shareholders in respect of the last two financial years.

Measure	2024	2023	Change
Total employee remuneration ¹	£15.4m	£14.4m	£1.0m
Shareholder distributions ²	£24.3m	£6.5m	£17.8m

¹ Total employee cost

² Includes dividends paid during the financial years which ended on 31 December 2023 and 31 December 2024

Implementation of the Policy in 2025

The below sets out how the Committee intends to operate the Remuneration Policy for the year ending 31 December 2025.

Salaries

The Executive Directors' salaries were reviewed during the year. The Committee decided to increase Geoff Carter and Adam Westwood's 2025 salaries by 3.5%, which was less than the average employee increase (which was approximately 3.6%, excluding individual one-off salary increases). The revised salaries, with effect from 1 April 2025, are £528,178 for Geoff Carter, and £322,554 for Adam Westwood. The Committee was comfortable setting base salaries at these levels given the size of the roles and the experience and calibre of the individuals, taking into account the experience of employees across the Group. As per the Policy, the Committee will continue to review salaries on an annual basis and may make further increases in future years, in line with the Policy.

	Salary as at 1 April 2025	Salary as at 31 December 2024	Increase
Geoff Carter	£528,178	£510,317	3.5%
Adam Westwood	£322,554	£311,647	3.5%

Benefits

The Executive Directors will continue to receive life insurance and private medical care.

Pension

As of 1 January 2025, the Executive Directors' pension contributions will be 7.5%, which is below the average employee rate of 8.2%.

Short Term Incentive Plan ("STIP")

As in prior years, the Committee will use a bonus pool funding and allocation approach for awards in 2025 for the STIP.

The pool will continue to be calculated as a percentage of PBT, subject to a minimum level of ROTE being achieved. For 2025, if 10% Return On Tangible Equity ("ROTE") is achieved, a pool of 1.5% of PBT will be available for the Executive Directors subject to a cap of 150% of salary. There will be a second pool for senior managers separate to the pool available to Executive Directors.

Annual Report on Directors' Remuneration continued

Awards will be subject to the following performance measures which will provide alignment with key strategic goals:

Performance measure	Weighting
Profit before tax	70%
Non-financial Group-wide objectives, including strategy, customers and partners, ESG, People, development of business, risk and compliance	15%
Non-financial objectives relating specifically to the individual	15%

Specific performance targets will not be disclosed at this time due to the commercially sensitive nature of the objectives. Full retrospective disclosure of the targets and performance against them, will be included in next year's Annual Report on Directors' Remuneration.

Long Term Incentive Plan ("LTIP")

LTIP awards in 2025 will be made under the Group's LTIP in the form of restricted shares. When considering grant levels each year, the Committee will take into account share price performance over the preceding year. The Committee currently intends to award the Chief Executive Officer an award equivalent to 75% of salary and the Chief Financial Officer will receive an award equivalent to 60% of salary. In line with the Policy awards, these will vest after three years, with an additional holding period of two years.

Awards granted in 2025 will be subject to the following strategically relevant underpins:

- Maintaining a solvency ratio in excess of 140%
- Achieving a return on tangible equity in excess of 10%
- No material regulatory censure - relating to the Executive Director's time in office
- Overall Committee discretion

If the Group does not meet one or more of the underpins at the date of vesting, the Committee will review whether or not it was appropriate to reduce the number of shares, including to zero, that vest under the award. Vesting of awards will also be subject to the Committee's overarching discretion in order to ensure that outcomes reflect the underlying performance of the Group and the broader stakeholder experience.

Chair and Non-executive Director fees

The Committee reviewed the Chair's fee in light of the time commitment required of the role and agreed to increase the fees by 3.5%, which was less than the average employee increase (which was approximately 3.6%, excluding individual one-off salary increases), with effect 1 April 2025. The Chair, Chief Executive Officer and Chief Financial Officer reviewed the Non-executive Directors', Committee Chair and Senior Independent Director's fees in light of the time commitment required of the role and agreed to increase the Non-executive Directors' fees by 3.5%, which was less than the average employee increase, with effect 1 April 2025.


The fees which will apply in 2025 are as follows:

Role	Fee (£) 2025	Fee (£) 2024
Chair fee (all-inclusive fee)	179,710	173,632
Non-executive Director base fee	71,884	69,453
Senior Independent Director fee	11,981	11,575
Committee Chair fee	11,981	11,575
Designated employee representative Non-executive Director	3,594	3,472

Annual Report on Directors' Remuneration continued

The Chair and Non-executive Directors' fees for the financial year ended 31 December 2025 are therefore:

Director	Reason for fee	Total annual fee (£)
Rebecca Shelley	Group Chair	179,710
Ian Chapple	Non-executive Director	71,884
Karen Geary	Non-executive Director	87,459
	Remuneration Committee Chair	
	Designated Non-executive Director for employee engagement	
Bryan Joseph	Non-executive Director	95,846
	Senior Independent Director	
	Risk Committee Chair	
Alison Morris	Non-executive Director	83,865
	Audit Committee Chair	



Karen Geary
Chair of the Remuneration Committee on behalf of the Board
17 March 2025

Directors' Report

The Directors' Report for the period ended 31 December 2024 (the "2024 financial year") comprises the report set out on pages 118 to 121 and the Directors' and Officers' Responsibility Statement on page 122 together with the following sections of this Annual Report:

The Strategic Report

Pages 18 to 64 which comprise:

- The Chief Executive Officer's Review on pages 18 to 20
- The Principal Risks and Uncertainties on pages 24 to 33
- The Viability Statement on pages 33 to 35
- The Chief Financial Officer's Review on pages 40 to 43
- The Responsibility and Sustainability Report on pages 44 to 64

The Governance Report

Pages 67 to 121 which comprise:

- The Chair's Governance Letter on page 67
- The Governance Report on pages 72 to 79
- The Committee Reports on pages 80 to 93
- The Directors' Report on pages 118 to 121

The Board takes the view that some of the matters required to be disclosed in the Directors' Report are of strategic importance and that these are included in the Strategic Report. These matters, and the matters listed below, are incorporated into the Directors' Report.

Subject	Page
Business developments	19
Greenhouse gas emissions, energy consumption and energy efficiency action	62
Engagement with employees	48
Engagement with stakeholders	44

Corporate structure and principal activity

Sabre Insurance Group plc is a public company limited by shares and was incorporated in England and Wales on 21 September 2017 with registered number 10974661. Its registered office and principal place of business is at Sabre House, 150 South Street, Dorking, Surrey RH4 2YU. The Group has no branches.

Sabre Insurance Group plc is the holding company of the Sabre group of companies (the "Group"). Details of the Group's subsidiaries are set out in Note 3 of the Parent Company Financial Statements contained in this Annual Report. The Group's principal and only trading subsidiary is a motor insurance underwriter - Sabre Insurance Company Limited.

Directors

The Directors who served throughout the year are as follows:

Executive Directors

Geoff Carter - Chief Executive Officer

Adam Westwood - Chief Financial Officer

Non-executive Directors

Rebecca Shelley

Ian Chapple - appointed with effect from 1 September 2024

Karen Geary

Bryan Joseph

Alison Morris

Ian Clark - left the Board with effect from 22 May 2024

The members of the Board of Directors, their biographical details and the dates of their appointment are set out on pages 68 to 71 of this Annual Report.

Directors' interests in shares

The Directors who held office during the 2024 financial year had the following interests (including family interests) in the Ordinary Shares of the Group:

Name of Director	31 December 2024	31 December 2023
Geoff Carter	1,719,714	1,645,340
Ian Chapple	0	n/a
Karen Geary	0	0
Bryan Joseph	57,561	6,105
Alison Morris	9,282	9,282
Rebecca Shelley	29,628	17,271
Adam Westwood	725,562	686,267
Ian Clark	n/a	306,006

The Executive Directors, as employees and potential beneficiaries, have an interest in 1,171,382 shares held by the Sabre Insurance Group Employee Benefit Trust ("EBT") (offshore) and the Group's SIP Trust (onshore) as at 31 December 2024. As at 31 December 2024, the EBT held 1,962,708 Ordinary Shares and the Group's SIP Trust held 351,538 Ordinary Shares. It is anticipated that these shares, which have not already been allocated, will be used to satisfy awards made under the Group's employee incentive plans. Further details regarding the Group's employee incentive plans can be found in the Annual Report on Directors' Remuneration on pages 105 to 117. There were no changes in the interests of Directors between 31 December 2024 and 17 March 2025 (the latest practical date, prior to the release of this Annual Report).

Directors' Report continued

Appointment and replacement of Directors

The appointment and replacement of Directors is governed by the Group's Articles, the Companies Act 2006 (the "Companies Act") and related legislation. The Articles provide that Directors may be appointed by ordinary resolution of the shareholders or by the Board. The Board has decided to comply with best corporate governance practice, and all Directors will seek election or re-election at each Annual General Meeting. Further information on this can be found on page 121. In addition to any powers of removal conferred by the Companies Act, the Group may by special resolution remove any Director before the expiration of their period of office.

The Nomination & Governance Committee is responsible for overseeing the recruitment of Directors and recommending appointments for approval by the Board of Directors. Further details regarding the appointment and replacement of Directors are set out in the Governance Report on pages 72 to 79 and the Nomination & Governance Committee Report on pages 87 to 89.

Executive Directors' service contracts

Executive Directors are employed under the terms of their service contracts. Details of the effective dates of the service contracts for the current Executive Directors as well as their compensation are set out in the Annual Report on Directors' Remuneration on pages 105 to 117 and the contracts are available for inspection by shareholders at the Group's registered office and at the Group's Annual General Meeting.

Non-executive Director appointments

Non-executive Directors are appointed pursuant to a letter of appointment. Such appointments are for an initial period of three years, which is renewable. A Non-executive Director's appointment is terminable by the Non-executive Director or the Group by giving written notice. Details of the effective dates of the letters of appointment for the current Non-executive Directors as well as their fees are set out in the Annual Report on Directors' Remuneration on pages 105 to 117 of the Annual Report and the terms of appointment are available for inspection by shareholders at the Group's registered office and at the Group's Annual General Meeting.

Powers of the Directors

Subject to the provisions of the Articles, the Companies Act and related legislation, and any directions given by special resolution of the shareholders, the business of the Group shall be managed by the Board, which may exercise all the powers of the Group, including the Group's powers to borrow money and to issue new shares.

Directors' and Officers' liability insurance and Directors' indemnities

Directors' and Officers' liability insurance is provided for all Directors of the Group.

Each of the Group's Directors has been granted a qualifying third-party indemnity pursuant to which the Group agrees to indemnify the Directors against any liabilities that they may incur as a result of their office as Director, to the extent permitted by the Companies Act.

Compensation for loss of office

The Group does not have arrangements with any Director that would provide compensation for loss of office or employment resulting from a takeover, except that provisions of the Group's share plans may cause options and awards granted under such plans to vest on a takeover. Further information is provided in the Annual Report on Directors' Remuneration on pages 105 to 117 of this Annual Report. No such payments were made during the financial year ended 31 December 2024.

Articles of association

The Group may alter its Articles by special resolution of the shareholders at a general meeting. The Articles are available on the Group's website at www.sabreplc.co.uk.

Shares

Share capital

The Group has one class of ordinary voting shares in issue.

As at 31 December 2024, the issued share capital of the Group comprised 250,000,000 Ordinary Shares of £0.001 each, all of which are fully paid ("Ordinary Shares").

Rights and obligations attaching to shares

The rights and obligations attached to the Group's shares are governed by the Articles and prevailing legislation. Each Ordinary Share ranks equally and carries the same rights to receive all shareholder documentation (including notices of general meetings), attend, speak and vote at general meetings, and participate in any distribution of income or capital. All shareholders entitled to attend and vote at a general meeting may appoint a proxy or proxies to attend, speak and vote in their place. None of the Ordinary Shares carry any special rights with regard to control of the Group and there are no specific restrictions on voting rights, save where the Group is legally entitled to impose such restrictions (for example, where the shareholder is in default of an obligation to the Group). Major shareholders have the same voting rights per share as all other shareholders.

Restrictions on transfer

There are no restrictions on the transfer or holding of shares in the Group other than (i) as set out in the Articles and (ii) certain restrictions which may from time to time be imposed by laws and regulations and pursuant to the Listing Rules of the Financial Conduct Authority (the "Listing Rules") whereby Directors and certain officers and employees of the Group require approval to deal in the Ordinary Shares in accordance with the Group's share dealing policies and the Market Abuse Regulation.

Directors' Report continued

Power to allot and purchase shares

By a resolution passed at the Annual General Meeting (the "Meeting") of the Group on 23 May 2024, the Group was granted a general authority to allot Ordinary Shares up to the lower of (i) an aggregate nominal amount of £83,333 and (ii) 33.33% of the Group's Ordinary Share capital. At the Meeting, the Group was also granted authority to allot shares up to the lower of (i) an aggregate nominal amount of £166,666 and (ii) 66.67% of the Group's Ordinary Share capital by way of a rights issue to ordinary shareholders in proportion to their existing shareholdings (with such amount to be reduced to the extent that the general authority is utilised (if any)).

The Group also received authority to allot shares for cash on a non-pre-emptive basis up to the lower of (i) an aggregate nominal amount of £25,500 and (ii) 10% of the Group's Ordinary Share capital. As at the date of this report, no shares have been issued under these authorities. These authorities will expire at the conclusion of the 2025 Annual General Meeting and, accordingly, the Board is proposing to renew these authorities at that Annual General Meeting.

The Group was granted authority by its shareholders at the Meeting to purchase up to the lower of (i) 25,000,000 Ordinary Shares and (ii) 10% of the Group's maximum Ordinary Share capital immediately following the listing. This authority will expire at the conclusion of the 2025 Annual General Meeting. During 2024, no shares were bought under this authority.

Major interests in shares

Information on major interests in shares notified to the Group under the Disclosure Guidance and Transparency Rules ("DTRs") of the UK Listing Authority is published via a Regulatory Information Service and on the Group's website <https://www.sabreplc.co.uk/investors/regulatory-news/>.

At 31 December 2024, the Group had been notified, in accordance with Chapter 5 of the DTRs, of the following voting rights in respect of 3% or more of the issued share capital of the Group.

Company name	Current shareholdings	%
Aberforth Partners	12,915,737	5.17%
Aviva Investors	11,547,445	4.62%
AXA Framlington Investment Managers	12,291,762	4.92%
Companies owned by Old Mutual plc	12,870,464	5.14%
Fidelity Management & Research	24,974,961	9.99%
Gresham House Asset Management	12,704,600	5.08%
M&G Investments	11,867,810	4.74%
Mawer Investment Management	12,793,280	5.11%
Ninety One UK Limited	12,493,014	5.00%
Unicorn Asset Management	12,050,000	4.82%
Wellington Management	11,983,350	4.79%

During the period between 31 December 2024 and 17 March 2025, being the latest practicable date prior to publication of this Annual Report, there have been no changes to the above table.

Results and dividends

The audited accounts for the year ended 31 December 2024 are set out on pages 123 to 212. The Group profit after tax for the year was £36.0m (2023: £18.1m).

The Directors recommend a final dividend of 8.4 pence (2023: 4.2 pence) and a special dividend of 2.9 pence (2023: 3.9 pence).

The total dividend for the 2024 financial year, including the proposed special dividend and interim dividend paid in 2024, is 13.0 pence (2023: 9.0 pence). Further information on the Group's dividend policy can be found on page 39.

Significant agreements and change of control

The Group is not a party to any material agreements that would take effect, alter or terminate upon a change of control of the Group.

Employees and communities

Fewer than 250 individuals were employed by the Group in each week during the financial year to which this Annual Report relates (further details regarding the Group's employees are set out in the Responsibility and Sustainability section of this report on pages 44 to 64 of this Annual Report).

Environment and emissions

Information on the Group's greenhouse gas emissions is set out in the Responsibility and Sustainability section on pages 44 to 64 of this Annual Report. Adam Westwood is the Executive Director responsible for environmental, social and governance issues.

Research and development

The Group has carried out some activities in the field of Research & Development ("R&D") during the year. This R&D has included innovative developments in insurance risk analysis and insurer-hosted pricing, as discussed in the CEO Review on pages 18 to 20.

Financial instruments and risk management

The Group's financial risk management objective and policies, including information about its use of financial instruments, are contained in notes 4.2 to 4.6 of the Consolidated Financial Statements on pages 167 to 177 of this Annual Report.

Directors' Report continued

Events after the balance sheet date

Refer to Note 20 of the Consolidated Financial Statements on page 199 for information on events after the balance sheet date.

Charitable and political donations

The donations made by the Group to the charities referred to on pages 53 to 54 of this Annual Report amounted, in aggregate, to £26,908 (2023: £32,476). The Group made no political donations during the year (2023: £0).

Annual General Meeting

The Annual General Meeting is the Group's principal forum for communication with shareholders and the Directors will be available to answer shareholders' questions at the meeting.

The 2025 Annual General Meeting will be held at 9:30 am on Thursday 22 May 2025. Full details about the 2025 Annual General Meeting, including the venue and explanatory notes, will be contained in the Notice of Annual General Meeting which will be sent to shareholders in a separate document. The Notice of Annual General Meeting will set out the resolutions to be proposed at the Annual General Meeting and an explanation of each resolution. All documents relating to the Annual General Meeting will be available on the Group's website at www.sabreplc.co.uk/investors/annual-general-meeting.

Independent auditor

The auditor of the Group, PwC, has indicated their willingness to continue in office, and resolutions to re-appoint PwC and to fix their remuneration will be proposed at the 2025 Annual General Meeting.

Statement of disclosure of information to the auditor

Each of the Directors who held office at the date of the approval of this Annual Report confirms that, so far as they are each aware, there is no relevant audit information of which the Group's auditors are unaware, and each Director has taken all the steps that he or she ought to have taken as a Director in order to

make himself or herself aware of any relevant audit information and to establish that the Group's auditors are aware of that information. This confirmation is given and should be interpreted in accordance with the provisions of section 418 of the Companies Act.

Requirements of Listing Rule 9.8.4R

Information to be included in the Annual Report and Accounts under Listing Rule 9.8.4R can be found as follows:

Listing Rule	Description	Page
9.8.4 (1) R	Interest capitalised by the Group	Not applicable
9.8.4 (2) R	Unaudited financial information previously published	Not applicable
9.8.4 (4) R	Details of long-term incentive schemes	109
9.8.4 (5) R	Directors' waivers of emoluments	Not applicable
9.8.4 (6) R	Directors' waivers of future emoluments	Not applicable
9.8.4 (7) R	Non pro rata allotments for cash (issuer)	Not applicable
9.8.4 (8) R	Non pro rata allotments for cash (major subsidiaries)	Not applicable
9.8.4 (9) R	Listed company is a subsidiary of another company	Not applicable
9.8.4 (10) R	Contracts of significance involving a Director	Not applicable
9.8.4 (11) R	Contracts of significance involving a controlling shareholder	Not applicable
9.8.4 (12) R	Details of shareholder dividend	Not applicable
9.8.4 (13) R	waivers	
9.8.4 (14) R	Controlling shareholder agreements	Not applicable

Supplier payment policy

The Group's policy is to agree payment terms with suppliers when entering into each transaction to ensure that suppliers are made aware of the terms of payment and abide by the terms of payment. Trade creditors of the Group (consolidated) at 31 December 2024 were 7 days (2023: 14 days) based on the average daily amount invoiced by suppliers during the year.

Going concern

The Board has considered the business activities of the Group and the factors likely to affect its future performance as well as the Group's principal risks and uncertainties, including the Directors' statement on the viability of the Group over a three-year period which is set out in the Strategic Report on page 33 of this Annual Report. On the basis of these considerations, the Directors have a reasonable expectation that the Group has adequate resources to continue in operation for at least 12 months from the date the Directors approved these financial statements and that it is appropriate to adopt a going concern basis for the preparation of the financial statements.

By order of the Board



Anneka Kingan
Company Secretary
17 March 2025

Statement of Directors' responsibilities

in respect of the financial statements

The Directors are responsible for preparing the Annual Report and Accounts 2024 and the financial statements in accordance with applicable law and regulation.

Company law requires the Directors to prepare financial statements for each financial year. Under that law the Directors have prepared the Group and the Company financial statements in accordance with UK-adopted international accounting standards. Under company law, Directors must not approve the financial statements unless they are satisfied that they give a true and fair view of the state of affairs of the Group and Company and of the profit or loss of the Group for that period. In preparing the financial statements, the Directors are required to:

- Select suitable accounting policies and then apply them consistently;
- State whether applicable UK-adopted international accounting standards have been followed, subject to any material departures disclosed and explained in the financial statements;
- Make judgements and accounting estimates that are reasonable and prudent; and
- Prepare the financial statements on the going concern basis unless it is inappropriate to presume that the Group and Company will continue in business.

The Directors are responsible for safeguarding the assets of the Group and Company and hence for taking reasonable steps for the prevention and detection of fraud and other irregularities. The Directors are also responsible for keeping adequate accounting records that are sufficient to show and explain the Group's and Company's transactions and disclose with reasonable accuracy at any time the financial position of the Group and Company and enable them to ensure that the financial statements and the Directors' Remuneration Report comply with the Companies Act 2006. The Directors are responsible for the maintenance and integrity of the Group's website. Legislation in the United Kingdom governing the preparation and dissemination of financial statements may differ from legislation in other jurisdictions.

Directors' confirmations

Each of the Directors, whose names and functions are listed on pages 68 to 71 of this Annual Report confirm that, to the best of their knowledge:

- The Group and Company financial statements, which have been prepared in accordance with UK-adopted international accounting standards, give a true and fair view of the assets, liabilities and financial position of the Group and Company, and of the profit of the Group; and
- The Strategic Report includes a fair review of the development and performance of the business and the position of the Group and Company, together with a description of the principal risks and uncertainties that it faces.

This Responsibility Statement was approved by the Board of Directors on 17 March 2025 and is signed on its behalf by:



Geoff Carter
Chief Executive Officer



Adam Westwood
Chief Financial Officer

Financial Statements

Financial Statements

124		Independent Auditor's Report
131		Consolidated Profit or Loss Account
132		Consolidated Statement of Comprehensive Income
133		Consolidated Statement of Financial Position
134		Consolidated Statement of Changes in Equity
135		Consolidated Statement of Cash Flows
136		Notes to the Consolidated Financial Statements
200		Parent Company Statement of Financial Position
201		Parent Company Statement of Changes in Equity
202		Parent Company Statement of Cash Flows
203		Notes to the Parent Company Financial Statements
208		Financial Reconciliations
213		Glossary of Terms
215		Shareholder Information
217		Company Information

HOW TO NAVIGATE THE ANNUAL FINANCIAL STATEMENTS

Primary statements

The primary statements are included at the beginning of the annual Financials Statements and include note references to underlying detailed notes.

Notes to the Financial Statements

The notes to the Financial Statements consist of accounting policies, risk and capital management, insurance-specific and financial asset-specific notes first, followed by less significant notes thereafter.

ACCOUNTING POLICIES


The principal accounting policies applied in the preparation of the Consolidated and Company Financial Statements are included in the specific notes to which they relate and are indicated by a blue border and headings on a shaded blue background.

CRITICAL ACCOUNTING ESTIMATES AND JUDGEMENTS

The areas involving a higher degree of judgement or complexity, or areas where assumptions and estimates are significant to the Consolidated and Company Financial Statements, are included in the specific notes to which they relate and are indicated by a red border and headings on a shaded red background.

RISK MANAGEMENT

Risk management disclosures are indicated by a purple border and headings, with a shaded purple background.



Independent auditor's report

to the members of Sabre Insurance Group plc

REPORT ON THE AUDIT OF THE FINANCIAL STATEMENTS

OPINION

In our opinion, Sabre Insurance Group plc's group financial statements and company financial statements (the "financial statements"):

- give a true and fair view of the state of the Group's and of the Company's affairs as at 31 December 2024 and of the Group's profit and the Group's and Company's cash flows for the year then ended;
- have been properly prepared in accordance with UK-adopted international accounting standards as applied in accordance with the provisions of the Companies Act 2006; and
- have been prepared in accordance with the requirements of the Companies Act 2006.

We have audited the financial statements, included within the Annual Report and Accounts 2024 (the "Annual Report"), which comprise: the Consolidated and Parent Company Statements of Financial Position as at 31 December 2024; the Consolidated Profit or Loss Account, the Consolidated Statement of Comprehensive Income, the Consolidated and Parent Company Statements of Changes in Equity and the Consolidated and Parent Company Statements of Cash Flows for the year then ended; and the notes to the financial statements, comprising material accounting policy information and other explanatory information.

Our opinion is consistent with our reporting to the Audit Committee.

BASIS FOR OPINION

We conducted our audit in accordance with International Standards on Auditing (UK) ("ISAs (UK)") and applicable law. Our responsibilities under ISAs (UK) are further described in the Auditors' responsibilities for the audit of the financial statements section of our report. We believe that the audit evidence we have obtained is sufficient and appropriate to provide a basis for our opinion.

Independence

We remained independent of the Group in accordance with the ethical requirements that are relevant to our audit of the financial statements in the UK, which includes the FRC's Ethical Standard, as applicable to listed public interest entities, and we have fulfilled our other ethical responsibilities in accordance with these requirements.

To the best of our knowledge and belief, we declare that non-audit services prohibited by the FRC's Ethical Standard were not provided.

Other than those disclosed in Note 8.4, we have provided no non-audit services to the Company or its controlled undertakings in the period under audit.

OUR AUDIT APPROACH

Overview

Audit scope

- Our audit scope has been determined to provide coverage of all material financial statement line items; and
- In designing our audit, we have considered the impacts that climate change could have on the Group, including the physical and transitional risks which could arise. In particular, we have assessed the impacts on reporting of the commitments related to climate change which the Group has made.

Key audit matters

- Valuation of insurance contract liabilities (Group)
- Valuation of investment in subsidiaries (Parent)

Materiality

- Overall Group materiality: £2.48m (2023: £1.88m) based on 1% of insurance revenue.
- Overall Company materiality: £4.52m (2023: £4.51m) based on 1% of net assets.
- Performance materiality: £1.86m (2023: £1.41m) (Group) and £3.39m (2023: £3.38m) (Company).

The scope of our audit

- As part of designing our audit, we determined materiality and assessed the risks of material misstatement in the financial statements.

Key audit matters

- Key audit matters are those matters that, in the auditors' professional judgement, were of most significance in the audit of the financial statements of the current period and include the most significant assessed risks of material misstatement (whether or not due to fraud) identified by the auditors, including those which had the greatest effect on: the overall audit strategy; the allocation of resources in the audit; and directing the efforts of the engagement team. These matters, and any comments we make on the results of our procedures thereon, were addressed in the context of our audit of the financial statements as a whole, and in forming our opinion thereon, and we do not provide a separate opinion on these matters.

- This is not a complete list of all risks identified by our audit.

Independent auditor's report continued

to the members of Sabre Insurance Group plc

Transition to IFRS 17 and associated restatement of comparatives, which was a key audit matter last year, is no longer included because of the key audit matter being solely relevant in the first year of adoption of the new standard, which occurred last year. Otherwise, the key audit matters below are consistent with last year.

Key audit matter	How our audit addressed the key audit matter
<p>Valuation of insurance contract liabilities (Group)</p> <p>Refer to Note 3 Insurance Liabilities and Reinsurance Assets of the financial statements, specifically the Liability for incurred claims, Discount rates and Risk adjustment for non-financial risk sections within Critical Accounting Estimates and Judgements. The valuation of insurance contract liabilities, specifically the liability for incurred claims, involves a significant degree of judgement. These liabilities are based on the estimated ultimate cost of all claims incurred but not settled at 31 December 2024, whether reported or not, together with the related claims handling costs (together the "best estimate cashflows"), along with a discounting credit and risk adjustment for non-financial risk. A range of methods may be used to determine these provisions. Underlying these methods are a number of explicit and implicit assumptions relating to the expected settlement amount and settlement patterns of claims, including those relating to the settlement of personal injury lump sum compensation amounts.</p>	<p>In performing our audit work over the valuation of insurance contract liabilities we have used actuarial specialists to assist us in conducting elements of the testing. Our procedures included:</p> <ul style="list-style-type: none"> - Understood management's process and controls related to insurance contract liabilities; - Tested the underlying data to source documentation on a sample basis as at 30 September 2024 and 31 December 2024; - Developed independent point estimates of best estimate cashflows as at 30 September 2024 and performed roll-forward testing to 31 December 2024; - Performed a methodology and assumptions review of the Periodic Payment Order ("PPO") reserves; - Developed an independent estimate of the discounted best estimate liabilities in order to compare to management's estimate; and - Performed methodology and key assumptions testing over the risk adjustment. <p>Based on the work performed and evidence obtained, we consider the methodology and assumptions used to calculate the insurance contract liabilities to be appropriate.</p>
<p>Valuation of investment in subsidiaries (Parent)</p> <p>Refer to Note 3.1 Investment in subsidiary undertakings of the Parent Company financial statements. In the Company's statement of financial position, investment in subsidiary undertakings is reported at cost less any impairment. The investment in subsidiary undertakings is the largest asset on the Parent Company's statement of financial position. The impairment analysis involves a significant degree of judgement.</p>	<p>In respect to the carrying value of investment in subsidiary undertakings, our procedures included:</p> <ul style="list-style-type: none"> - Assessed investment in subsidiary undertakings for indication of impairment considering our understanding of the business; - Challenged and tested management's valuation of the subsidiary undertakings, including reviewing the appropriateness of the assumptions, performing sensitivity analysis, and testing the underlying source data used in management's valuation; and - Assessed the disclosures in the financial statements. <p>Based on the work performed and the evidence obtained, we consider the carrying value of investment in subsidiary undertakings to be appropriate.</p>

Independent auditor’s report continued

to the members of Sabre Insurance Group plc

How we tailored the audit scope

We tailored the scope of our audit to ensure that we performed enough work to be able to give an opinion on the financial statements as a whole, taking into account the structure of the Group and the Company, the accounting processes and controls, and the industry in which they operate.

Based on the output of our risk assessment, along with our understanding of the Sabre Insurance Group structure, we performed a full scope audit over Sabre Insurance Company Limited and Sabre Insurance Group plc.

The impact of climate risk on our audit

We have made enquiries of management in order to understand the extent of the impact of climate change risks and commitments made by the Group in the Group’s financial statements. As part of this, we have reviewed management’s assessment of climate risk. We have also made enquiries to understand, and performed a risk assessment in respect of, the commitments made by the Group and how these may affect the financial statements and the audit procedures that we perform.

We have assessed the risks of material misstatement to the financial statements as a result of climate change and concluded that for the year ended 31 December 2024, the main audit risks are related to consistency of disclosure included within the Annual Report and ‘other information’, including the Task Force on Climate-related Financial Disclosure (‘TCFD’) disclosures. As a result of this assessment, we concluded that there was no impact on our key audit matters.

Materiality

The scope of our audit was influenced by our application of materiality. We set certain quantitative thresholds for materiality. These, together with qualitative considerations, helped us to determine the scope of our audit and the nature, timing and extent of our audit procedures on the individual financial statement line items and disclosures and in evaluating the effect of misstatements, both individually and in aggregate on the financial statements as a whole.

Based on our professional judgement, we determined materiality for the financial statements as a whole as follows:

	Financial statements - Group	Financial statements - Company
Overall materiality	£2.48m (2023: £1.88m).	£4.52m (2023: £4.51m).
How we determined it	1% of insurance revenue	1% of net assets
Rationale for benchmark applied	In determining our materiality, we considered financial metrics which we believed to be relevant. We concluded that insurance revenue was the appropriate benchmark to use to determine overall materiality as it provides a stable measure of the size and performance of the business.	In determining our materiality, we considered financial metrics which we believed to be relevant and concluded that net assets was the most appropriate benchmark.

For each component in the scope of our Group audit, we allocated a materiality that is less than our overall Group materiality. The Group consists primarily of one component, Sabre Insurance Company Limited, to which we allocated materiality of £2.35m.

We use performance materiality to reduce to an appropriately low level the probability that the aggregate of uncorrected and undetected misstatements exceeds overall materiality. Specifically, we use performance materiality in determining the scope of our audit and the nature and extent of our testing of account balances, classes of transactions and disclosures, for example in determining sample sizes. Our performance materiality was 75% (2023: 75%) of overall materiality, amounting to £1.86m (2023: £1.41m) for the Group financial statements and £3.39m (2023: £3.38m) for the Company financial statements.

In determining the performance materiality, we considered a number of factors – the history of misstatements, risk assessment and aggregation risk and the effectiveness of controls – and concluded that an amount at the upper end of our normal range was appropriate.

We agreed with the Audit Committee that we would report to them misstatements identified during our audit above £124,070 (Group audit) (2023: £94,120) and £226,000 (Company audit) (2023: £225,000) as well as misstatements below those amounts that, in our view, warranted reporting for qualitative reasons.

Independent auditor's report continued

to the members of Sabre Insurance Group plc

Conclusions relating to going concern

Our evaluation of the Directors' assessment of the Group's and the Company's ability to continue to adopt the going concern basis of accounting included:

- Obtaining the Directors' Going Concern assessment and challenged the rationale for the downside scenarios adopted and material assumptions made using our knowledge of Sabre's business performance, review of regulatory correspondence and obtaining further corroborating evidence;
- Considering management's assessment of the regulatory solvency coverage and liquidity position; and
- Considering information obtained during the course of the audit and publicly available market information to identify any evidence that would contradict management's assessment of going concern.

Based on the work we have performed, we have not identified any material uncertainties relating to events or conditions that, individually or collectively, may cast significant doubt on the Group's and the Company's ability to continue as a going concern for a period of at least 12 months from when the financial statements are authorised for issue.

In auditing the financial statements, we have concluded that the Directors' use of the going concern basis of accounting in the preparation of the financial statements is appropriate.

However, because not all future events or conditions can be predicted, this conclusion is not a guarantee as to the Group's and the Company's ability to continue as a going concern.

In relation to the Directors' reporting on how they have applied the UK Corporate Governance Code, we have nothing material to add or draw attention to in relation to the Directors' statement in the financial statements about whether the Directors considered it appropriate to adopt the going concern basis of accounting.

Our responsibilities and the responsibilities of the Directors with respect to going concern are described in the relevant sections of this report.

Reporting on other information

The other information comprises all of the information in the Annual Report other than the financial statements and our auditors' report thereon. The Directors are responsible for the other information. Our opinion on the financial statements does not cover the other information and, accordingly, we do not express an audit opinion or, except to the extent otherwise explicitly stated in this report, any form of assurance thereon.

In connection with our audit of the financial statements, our responsibility is to read the other information and, in doing so, consider whether the other information is materially inconsistent with the financial statements or our knowledge obtained in the audit, or otherwise appears to be materially misstated. If we identify an apparent material inconsistency or material misstatement, we are required to perform procedures to conclude whether there is a material misstatement of the financial statements or a material misstatement of the other information. If, based on the work we have performed, we conclude that there is a material misstatement of this other information, we are required to report that fact. We have nothing to report based on these responsibilities.

With respect to the Strategic Report and Directors' Report, we also considered whether the disclosures required by the UK Companies Act 2006 have been included.

Based on our work undertaken in the course of the audit, the Companies Act 2006 requires us also to report certain opinions and matters as described below.

Strategic Report and Directors' Report

In our opinion, based on the work undertaken in the course of the audit, the information given in the Strategic Report and Directors' Report for the year ended 31 December 2024 is consistent with the financial statements and has been prepared in accordance with applicable legal requirements.

In light of the knowledge and understanding of the Group and Company and their environment obtained in the course of the audit, we did not identify any material misstatements in the Strategic Report and Directors' Report.

Directors' Remuneration

In our opinion, the part of the Annual Report on Directors' Remuneration to be audited has been properly prepared in accordance with the Companies Act 2006.

Independent auditor's report continued

to the members of Sabre Insurance Group plc

Corporate governance statement

The Listing Rules require us to review the Directors' statements in relation to going concern, longer-term viability and that part of the corporate governance statement relating to the Company's compliance with the provisions of the UK Corporate Governance Code specified for our review. Our additional responsibilities with respect to the corporate governance statement as other information are described in the Reporting on other information section of this report.

Based on the work undertaken as part of our audit, we have concluded that each of the following elements of the corporate governance statement is materially consistent with the financial statements and our knowledge obtained during the audit, and we have nothing material to add or draw attention to in relation to:

- The Directors' confirmation that they have carried out a robust assessment of the emerging and principal risks;
- The disclosures in the Annual Report that describe those principal risks, what procedures are in place to identify emerging risks and an explanation of how these are being managed or mitigated;
- The Directors' statement in the financial statements about whether they considered it appropriate to adopt the going concern basis of accounting in preparing them, and their identification of any material uncertainties to the Group's and Company's ability to continue to do so over a period of at least 12 months from the date of approval of the financial statements;
- The Directors' explanation as to their assessment of the Group's and Company's prospects, the period this assessment covers and why the period is appropriate; and
- The Directors' statement as to whether they have a reasonable expectation that the Company will be able to continue in operation and meet its liabilities as they fall due over the period of its assessment, including any related disclosures drawing attention to any necessary qualifications or assumptions.

Our review of the Directors' statement regarding the longer-term viability of the Group and Company was substantially less in scope than an audit and only consisted of making inquiries and considering the Directors' process supporting their statement; checking that the statement is in alignment with the relevant provisions of the UK Corporate Governance Code; and considering whether the statement is consistent with the financial statements and our knowledge and understanding of the Group and Company and their environment obtained in the course of the audit.

In addition, based on the work undertaken as part of our audit, we have concluded that each of the following elements of the corporate governance statement is materially consistent with the financial statements and our knowledge obtained during the audit:

- The Directors' statement that they consider the Annual Report, taken as a whole, is fair, balanced and understandable, and provides the information necessary for the members to assess the Group's and Company's position, performance, business model and strategy;
- The section of the Annual Report that describes the review of effectiveness of risk management and internal control systems; and
- The section of the Annual Report describing the work of the Audit Committee.

We have nothing to report in respect of our responsibility to report when the Directors' statement relating to the Company's compliance with the Code does not properly disclose a departure from a relevant provision of the Code specified under the Listing Rules for review by the auditors.

Responsibilities for the financial statements and the audit

Responsibilities of the Directors for the financial statements

As explained more fully in the Statement of Directors' responsibilities in respect of the financial statements, the Directors are responsible for the preparation of the financial statements in accordance with the applicable framework and for being satisfied that they give a true and fair view. The Directors are also responsible for such internal control as they determine is necessary to enable the preparation of financial statements that are free from material misstatement, whether due to fraud or error.

In preparing the financial statements, the Directors are responsible for assessing the Group's and the Company's ability to continue as a going concern, disclosing, as applicable, matters related to going concern and using the going concern basis of accounting unless the Directors either intend to liquidate the Group or the Company or to cease operations, or have no realistic alternative but to do so.

Independent auditor's report continued

to the members of Sabre Insurance Group plc

Auditors' responsibilities for the audit of the financial statements

Our objectives are to obtain reasonable assurance about whether the financial statements as a whole are free from material misstatement, whether due to fraud or error, and to issue an auditors' report that includes our opinion. Reasonable assurance is a high level of assurance, but is not a guarantee that an audit conducted in accordance with ISAs (UK) will always detect a material misstatement when it exists. Misstatements can arise from fraud or error and are considered material if, individually or in the aggregate, they could reasonably be expected to influence the economic decisions of users taken on the basis of these financial statements.

Irregularities, including fraud, are instances of non-compliance with laws and regulations. We design procedures in line with our responsibilities, outlined above, to detect material misstatements in respect of irregularities, including fraud. The extent to which our procedures are capable of detecting irregularities, including fraud, is detailed below.

Based on our understanding of the Group and industry, we identified that the principal risks of non-compliance with laws and regulations related to regulatory principles, such as those governed by the Prudential Regulation Authority (PRA) and the Financial Conduct Authority (FCA), and we considered the extent to which non-compliance might have a material effect on the financial statements. We also considered those laws and regulations that have a direct impact on the financial statements such as Companies Act 2006. We evaluated management's incentives and opportunities for fraudulent manipulation of the financial statements (including the risk of override of controls), and determined that the principal risks were related to management bias in accounting estimates and judgemental areas of the financial statements as shown in the 'Key Audit Matters', and posting of inappropriate journals. Audit procedures performed by the engagement team included:

- Discussions with the Board, management, and Internal Audit function, including consideration of known or suspected instances of non-compliance with laws and regulation and fraud;
- Understanding management's controls designed to prevent and detect irregularities;
- Reviewing relevant meeting minutes, including those of the Board of Directors, Audit, Risk, Nomination and Remuneration Committees;
- Identifying and testing journal entries based on risk criteria;
- Challenging assumptions and judgements made by management in their significant accounting estimates, for example, in relation to the valuation of the liability for incurred claims, and the investment in subsidiary;
- Designing audit procedures to incorporate unpredictability around the nature, timing or extent of our testing; and
- Attendance at Audit Committee meetings.

There are inherent limitations in the audit procedures described above. We are less likely to become aware of instances of non-compliance with laws and regulations that are not closely related to events and transactions reflected in the financial statements. Also, the risk of not detecting a material misstatement due to fraud is higher than the risk of not detecting one resulting from error, as fraud may involve deliberate concealment by, for example, forgery or intentional misrepresentations, or through collusion.

Our audit testing might include testing complete populations of certain transactions and balances, possibly using data auditing techniques. However, it typically involves selecting a limited number of items for testing, rather than testing complete populations. We will often seek to target particular items for testing based on their size or risk characteristics. In other cases, we will use audit sampling to enable us to draw a conclusion about the population from which the sample is selected.

A further description of our responsibilities for the audit of the financial statements is located on the FRC's website at: www.frc.org.uk/auditorsresponsibilities. This description forms part of our auditors' report.

Use of this report

This report, including the opinions, has been prepared for and only for the Company's members as a body in accordance with Chapter 3 of Part 16 of the Companies Act 2006 and for no other purpose. We do not, in giving these opinions, accept or assume responsibility for any other purpose or to any other person to whom this report is shown or into whose hands it may come save where expressly agreed by our prior consent in writing.

Independent auditor's report continued

to the members of Sabre Insurance Group plc

OTHER REQUIRED REPORTING

Companies Act 2006 exception reporting

Under the Companies Act 2006 we are required to report to you if, in our opinion:

- we have not obtained all the information and explanations we require for our audit; or
- adequate accounting records have not been kept by the Company, or returns adequate for our audit have not been received from branches not visited by us; or
- certain disclosures of Directors' remuneration specified by law are not made; or
- the Company financial statements and the part of the Annual Report on Directors' Remuneration to be audited are not in agreement with the accounting records and returns.

We have no exceptions to report arising from this responsibility.

Appointment

Following the recommendation of the Audit Committee, we were appointed by the Directors on 25 May 2022 to audit the financial statements for the year ended 31 December 2022 and subsequent financial periods. The period of total uninterrupted engagement is three years, covering the years ended 31 December 2022 to 31 December 2024.

OTHER MATTERS

In due course, as required by the Financial Conduct Authority Disclosure Guidance and Transparency Rule 4.1.14R, these financial statements will form part of the ESEF-prepared annual financial report filed on the National Storage Mechanism of the Financial Conduct Authority in accordance with the ESEF Regulatory Technical Standard ("ESEF RTS"). This auditors' report provides no assurance over whether the annual financial report will be prepared using the single electronic format specified in the ESEF RTS.

The Company is required by the Financial Conduct Authority Disclosure Guidance and Transparency Rules to include these financial statements in an annual financial report prepared under the structured digital format required by DTR 4.1.15R – 4.1.18R and filed on the National Storage Mechanism of the Financial Conduct Authority. This auditors' report provides no assurance over whether the structured digital format annual financial report has been prepared in accordance with those requirements.

Philip Watson (Senior Statutory Auditor)

for and on behalf of PricewaterhouseCoopers LLP
Chartered Accountants and Statutory Auditors
London
17 March 2025

Consolidated Profit or Loss Account

For the year ended 31 December 2024

	Notes	2024 £'k	2023 £'k
Insurance revenue		248,131	188,246
Insurance service expense		(154,661)	(139,497)
Insurance service result before reinsurance contracts held		93,470	48,749
Reinsurance expense		(33,617)	(28,506)
Amounts recoverable from reinsurers for incurred claims		13,026	31,532
Net (expense)/income from reinsurance contracts held		(20,591)	3,026
Insurance service result		72,879	51,775
Interest income on financial assets using effective interest rate method	4.5	7,926	3,775
Total investment income		7,926	3,775
Insurance finance expense from insurance contracts issued	3.8	(8,392)	(10,170)
Reinsurance finance income from reinsurance contracts held	3.8	3,714	3,588
Net insurance financial result		(4,678)	(6,582)
Net insurance and investment result		76,127	48,968
Other income	7	740	1,232
Other operating expenses	8	(28,305)	(26,587)
Profit before tax		48,562	23,613
Income tax expense	10	(12,601)	(5,548)
Profit for the year attributable to ordinary shareholders		35,961	18,065
Basic earnings per share (pence per share)	19	14.48	7.27
Diluted earnings per share (pence per share)	19	14.37	7.20

The attached notes on pages 136 to 199 form an integral part of these financial statements.

Consolidated Statement of Comprehensive Income

For the year ended 31 December 2024

	Notes	2024 £'k	2023 £'k
Profit for the year attributable to ordinary shareholders		35,961	18,065
<i>Items that are or may be reclassified subsequently to profit or loss</i>			
Unrealised fair value gains on debt securities	4.5	3,774	9,284
Tax charge		(944)	(2,149)
Debt securities at fair value through other comprehensive income		2,830	7,135
Insurance finance income/(expense) from insurance contracts issued	3.8	6,852	(12,436)
Reinsurance finance (expense)/income from reinsurance contracts held	3.8	(5,880)	5,432
Tax credit		395	1,550
Net insurance financial result		1,367	(5,454)
<i>Items which will not be reclassified to profit or loss</i>			
Revaluation gains/(losses) on owner-occupied properties	9	-	(800)
Income tax relating to items that will not be reclassified		-	(31)
		-	(831)
Total other comprehensive income for the year, net of tax		4,197	850
Total comprehensive income for the year attributable to ordinary shareholders		40,158	18,915

The attached notes on pages 136 to 199 form an integral part of these financial statements.

Consolidated Statement of Financial Position

As at 31 December 2024

	Notes	2024 £'k	2023 (1) £'k
Assets			
Cash and cash equivalents	4.1	31,314	35,079
Debt securities at fair value through other comprehensive income	4.2	311,184	264,679
Receivables	4.3	32	87
Current tax assets		997	1,438
Reinsurance contract assets	3.1	160,758	166,726
Property, plant and equipment	9	4,204	4,388
Deferred tax assets	11	265	688
Other assets	13	778	774
Goodwill	14	156,279	156,279
Total assets		665,811	630,138
Liabilities			
Payables	5	6,995	9,700
Insurance contract liabilities	3.1	397,924	374,839
Other liabilities		2,546	3,187
Total liabilities		407,465	387,726
Equity			
Issued share capital	15	250	250
Own shares	16	(3,112)	(3,121)
Merger reserve		48,525	48,525
FVOCI reserve		(3,064)	(5,894)
Insurance/Reinsurance finance reserve (1)		3,606	2,239
Share-based payments reserve		2,620	2,686
Retained earnings (1)		209,521	197,727
Total equity		258,346	242,412
Total liabilities and equity		665,811	630,138

(1) Opening balance has been restated - Refer to Note 3.9

The attached notes on pages 136 to 199 form an integral part of these financial statements.

The financial statements on pages 131 to 199 were approved by the Board of Directors and authorised for issue on 17 March 2025.

Signed on behalf of the Board of Directors by:



Adam Westwood
Chief Financial Officer

Consolidated Statement of Changes in Equity

For the year ended 31 December 2024

	Share capital £'k	Own shares £'k	Merger reserve £'k	FVOCI reserve £'k	Revaluation reserve £'k	Insurance/ Reinsurance finance reserve (1) £'k	Share-based payments reserve £'k	Retained earnings (1) £'k	Total equity £'k
Balance as at 31 December 2022, as previously reported	250	(2,810)	48,525	(13,029)	831	10,244	2,407	182,570	228,988
Discounting model refinements (1)	-	-	-	-	-	(2,551)	-	2,551	-
Restated balance as at 1 January 2023 (1)	250	(2,810)	48,525	(13,029)	831	7,693	2,407	185,121	228,988
Profit for the year attributable to the owners of the Company	-	-	-	-	-	-	-	18,065	18,065
Total other comprehensive income for the year, net of tax: <i>Items that are or may be reclassified subsequently to Profit or Loss</i>	-	-	-	7,135	-	(5,454)	-	-	1,681
Total other comprehensive income for the year, net of tax: <i>Items which will not be reclassified to Profit or Loss</i>	-	-	-	-	(831)	-	-	-	(831)
Total comprehensive income/(expense) for the year	-	-	-	7,135	(831)	(5,454)	-	18,065	18,915
Share-based payment expense	-	-	-	-	-	-	279	1,007	1,286
Net movement in own shares	-	(311)	-	-	-	-	-	-	(311)
Dividends paid	-	-	-	-	-	-	-	(6,466)	(6,466)
Restated balance as at 31 December 2023 (1)	250	(3,121)	48,525	(5,894)	-	2,239	2,686	197,727	242,412
Profit for the year attributable to the owners of the Company	-	-	-	-	-	-	-	35,961	35,961
Total other comprehensive income for the year, net of tax: <i>Items that are or may be reclassified subsequently to Profit or Loss</i>	-	-	-	2,830	-	1,367	-	-	4,197
Total comprehensive income/(expense) for the year	-	-	-	2,830	-	1,367	-	35,961	40,158
Share-based payment expense	-	-	-	-	-	-	(66)	182	116
Net movement in own shares	-	9	-	-	-	-	-	-	9
Dividends paid	-	-	-	-	-	-	-	(24,349)	(24,349)
Balance as at 31 December 2024	250	(3,112)	48,525	(3,064)	-	3,606	2,620	209,521	258,346

(1) Opening balance has been restated – Refer to Note 3.9

The attached notes on pages 136 to 199 form an integral part of these financial statements.

Consolidated Statement of Cash Flows

For the year ended 31 December 2024

	Notes	2024 £'k	2023 £'k
CASH FLOWS FROM OPERATING ACTIVITIES			
Profit before tax for the year		48,562	23,613
<i>Adjustments for:</i>			
Depreciation of property, plant and equipment	9	184	140
Share-based payment – equity-settled schemes	16	1,607	1,606
Investment return		(6,458)	(3,131)
Expected credit loss	4.4	5	6
Impairment loss on owner-occupied buildings		-	333
Operating cash flows before movements in working capital		43,900	22,567
<i>Movements in working capital:</i>			
Change in receivables		55	(80)
Change in reinsurance contract assets		88	(24,340)
Change in other assets		(4)	504
Change in payables		(2,705)	4,592
Change in insurance contract liabilities		29,937	48,062
Change in other liabilities		(641)	1,804
Cash generated from operating activities before investment of insurance assets		70,630	53,109
Taxes paid		(12,286)	(4,658)
Net cash generated from operating activities before investment of insurance assets		58,344	48,451
Interest and investment income received		5,248	3,818
Proceeds from the sale and maturity of invested assets		98,656	24,089
Purchases of invested assets		(140,180)	(51,018)
Net cash generated from operating activities		22,068	25,340
CASH FLOWS FROM INVESTING ACTIVITIES			
Purchases of property, plant and equipment	9	-	(1,665)
Net cash used by investing activities		-	(1,665)
CASH FLOWS FROM FINANCING ACTIVITIES			
Net cash used in acquiring and disposing of own shares		(1,484)	(632)
Dividends paid	12	(24,349)	(6,466)
Net cash used by financing activities		(25,833)	(7,098)
Net (decrease)/increase in cash and cash equivalents		(3,765)	16,577
Cash and cash equivalents at the beginning of the year		35,079	18,502
Cash and cash equivalents at the end of the year		31,314	35,079

The attached notes on pages 136 to 199 form an integral part of these financial statements.

Notes to the Consolidated Financial Statements

For the year ended 31 December 2024

CORPORATE INFORMATION

Sabre Insurance Group plc is a company incorporated in the United Kingdom and registered in England and Wales. The address of the registered office is Sabre House, 150 South Street, Dorking, Surrey, RH4 2YY, England. The nature of the Group's operations is the writing of general insurance for motor vehicles, including taxis and motorcycles. The Company's principal activity is that of a holding company.

1. ACCOUNTING POLICIES

The principal accounting policies applied in the preparation of these Consolidated and Company Financial Statements are included in the specific notes to which they relate. These policies have been consistently applied to all the years presented, unless otherwise indicated.

1.1. Basis of preparation

The financial statements of the Group have been prepared in accordance with UK-adopted international accounting standards, comprising International Accounting Standards ("IAS") and International Financial Reporting Standards ("IFRS"), and the requirements of the Companies Act 2006. Endorsement of accounting standards is granted by the UK Endorsement Board ("UKEB").

The financial statements are prepared in accordance with the going concern principle using the historical cost basis, except for those financial assets and owner-occupied properties that have been measured at fair value. The preparation of the financial statements necessitates the use of estimates, assumptions and judgements that affect the reported amounts in the Statement of Financial Position and the Profit or Loss Account and Statement of Comprehensive Income. Where appropriate, details of estimates are presented in the accompanying notes to the Consolidated Financial Statements.

As the full impact of climate change is currently unknown, it is not possible to consider all possible future outcomes when determining the value of assets, liabilities and the timing of future cash flows. The Group's view is that any reasonable impact of climate change would not have a material impact on the valuation of assets and liabilities at the year-end date.

The financial statements values are presented in pounds sterling (£) rounded to the nearest thousand (£'k), unless otherwise indicated.

The Group presents its Statement of Financial Position broadly in order of liquidity. An analysis regarding recovery or settlement within 12 months after the reporting date (current) and more than 12 months after the reporting date (non-current) is presented in the respective notes.

Financial assets and financial liabilities are offset and the net amount reported in the Statement of Financial Position only when there is a legally enforceable right to offset the recognised amounts and there is an intention to settle on a net basis, or to realise the assets and settle the liability simultaneously.

1.2. Going concern

The Consolidated Financial Statements have been prepared on a going concern basis. The Directors have a reasonable expectation that the Group has adequate resources to continue in operation for at least 12 months from the date the Directors approved these Financial Statements and that therefore it is appropriate to adopt a going concern basis for the preparation of the Financial Statements. In making their assessment, the Directors took into account the potential impact of the principal risks that could prevent the Group from achieving its strategic objectives.

Notes to the Consolidated Financial Statements continued

For the year ended 31 December 2024

1. ACCOUNTING POLICIES CONTINUED

The assessment was based on the Group's Own Risk and Solvency Assessment ("ORSA"), which brings together management's view of current and emerging risks, with scenario-based analysis and reverse stress testing to form a conclusion as to the financial stability of the Group. Consideration was also given to what the Group considers its principal risks which are set out in the Principal Risks and Uncertainties section on pages 24 to 33 of the Strategic Report. The assessment also included consideration of any scenarios which might cause the Group to breach its solvency requirements which are not otherwise covered in the risk-based scenario testing.

We have assessed the short, medium and long-term risks associated with climate change. Given the geographical diversity of the Group's policyholders within the UK and the Group's reinsurance programme, it is highly unlikely that a climate event will materially impact Sabre's ability to continue trading. More likely is that the costs associated with the transition to a low-carbon economy will impact the Group's indemnity spend, as electric vehicles are currently relatively expensive to fix. We expect that this is somewhat, or perhaps completely, offset by advances in technology reducing the frequency of claims, in particular bodily injury claims which are generally far more expensive than damage to vehicles. These changes in the costs of claims are gradual and as such reflected in our claims experience and fed into the pricing of our policies.

1.3. New and amended standards and interpretations adopted by the Group

Amendments to IFRS

The following amended IFRS standards became effective for the year ended 31 December 2024:

- Supplier Finance Arrangements (Amendments to IAS 7 and IFRS 7)
- Amendments to IAS 1 Presentation of Financial Statements
 - Classification of Liabilities with Covenants
 - Non-current Liabilities with Covenants
 - Removed the requirement that the right to defer settlement be unconditional
 - Deferral of Effective Date Amendment
- Lease Liability in a Sale and Leaseback (Amendments to IFRS 16)

None of the amendments have had a material impact to the Group.

1.4. New and amended standards and interpretations not yet effective in 2024

A number of new standards and interpretations adopted by the UK which are not mandatorily effective, as well as standards' interpretations issued by the IASB but not yet adopted by the UK, have not been applied in preparing these financial statements. The Group does not plan to adopt these standards early; instead, it expects to apply them from their effective dates as determined by their dates of UK endorsement. The Group is still reviewing the upcoming standards to determine their impact:

- Lack of Exchangeability (Amendments to IAS 21) - Effective 1 January 2025
- IFRS 18 Presentation and Disclosure in Financial Statements - Effective 1 January 2027, with retrospective application - IFRS 18, which replaces IAS 1 "Presentation of Financial Statements", introduces new requirements for presentation and disclosure in the financial statements, with a focus on the Profit or Loss Account. Items in the Profit or Loss Account will be classified into one of five categories: operating, investing, financing, income taxes and discontinued operations, of which the first three are new. It also requires the disclosure of newly defined management-derived performance measures, how these are calculated and why these provide useful information, reconciled to the IFRS reporting. As a presentation and disclosure standard, the implementation of IFRS 18 will not affect the Group's results. The Group is currently working to identify all impacts the amendments will have on the primary financial statements and notes to the financial statements.

Notes to the Consolidated Financial Statements continued

For the year ended 31 December 2024

2. RISK AND CAPITAL MANAGEMENT

2.1. Risk management framework

The Sabre Insurance Group plc Board is responsible for prudent oversight of the Group's business and financial operations, ensuring that they are conducted in accordance with sound business principles and with applicable laws and regulations, and ensure fair customer outcomes. This includes responsibility to articulate and monitor adherence to the Board's appetite for exposure to all risk types. The Board also ensures that measures are in place to provide independent and objective assurance on the effective identification and management of risk and on the effectiveness of the internal controls in place to mitigate those risks.

The Board has set a robust risk management strategy and framework as an integral element in its pursuit of business objectives and in the fulfilment of its obligations to shareholders, regulators, customers and employees.

The Group's risk management framework is proportionate to the risks that we face. Our assessment of risk is not static; we continually reassess the risk environment in which the Group operates and ensure that we maintain appropriate mitigation in order to remain within our risk appetite. The Group's Management Risk and Compliance Forum gives Management the regular opportunity to review and discuss the risks which the Group faces, including but not limited to any breaches, issues or emerging risks. The Forum also works to ensure that adequate mitigation for the risks the Group is exposed to are in place.

2.2. Underwriting risk

The principal risk the Group faces under insurance contracts is that the actual claims and benefit payments, or the timing thereof, differ from expectations. This is influenced by the frequency of claims, severity of claims, actual benefits paid and subsequent development of long-term claims. Therefore, the objective of the Group is to ensure that sufficient reserves are available to cover these liabilities.

The Group issues only motor insurance contracts, which usually cover a 12-month duration. For these contracts, the most significant risks arise from under-estimation of the expected costs attached to a policy or a claim, for example through unexpected inflation of costs or single catastrophic events.

Refer to Note 3.6 for detail on these risks and the way the Group manages them. Note 3.6 also includes the considerations of climate change. Further discussion on climate change can be found in the Principal Risks and Uncertainties section on pages 24 to 33 of the Strategic Report and the Responsibility and Sustainability section on pages 44 to 64.

2.3. Credit risk

Credit risk reflects the financial impact of the default of one or more of the Group's counterparties. The Group is exposed to financial risks caused by a loss in the value of financial assets due to counterparties failing to meet all or part of their obligations. Key areas where the Group is exposed to credit default risk are:

- Failure of an asset counterparty to meet their financial obligations (Note 4.4)
- Reinsurers default on their share of the Group's insurance liabilities (Note 3.7)
- Default on amounts due from insurance contract intermediaries or policyholders (Note 3.7)

Notes to the Consolidated Financial Statements continued

For the year ended 31 December 2024

2. RISK AND CAPITAL MANAGEMENT CONTINUED

The following policies and procedures are in place to mitigate the Group's exposure to credit risk:

- A Group credit risk policy which sets out the assessment and determination of what constitutes credit risk for the Group. Compliance with the policy is monitored and exposures and breaches are reported to the Group's Risk Committee
- Reinsurance is placed with counterparties that have a good credit rating and concentration of risk is avoided by following policy guidelines in respect of counterparties' limits that are set each year by the Board of Directors and are subject to regular reviews. At each reporting date, management performs an assessment of creditworthiness of reinsurers and updates the reinsurance purchase strategy, ascertaining a suitable allowance for impairment
- The Group sets the maximum amounts and limits that may be advanced to corporate counterparties by reference to their long-term credit ratings
- The credit risk in respect of customer balances incurred on non-payment of premiums or contributions will only persist during the grace period specified in the policy document or trust deed until expiry, when the policy is either paid up or terminated. Commission paid to intermediaries is netted off against amounts receivable from them to reduce the risk of doubtful debts

Refer to Notes 3.7 and 4.4 as indicated above for further information on credit risk.

2.4. Liquidity risk

Liquidity risk is the potential that obligations cannot be met as they fall due as a consequence of having a timing mismatch or inability to raise sufficient liquid assets without suffering a substantial loss on realisation. The Group manages its liquidity risk through both ensuring that it holds sufficient cash and cash equivalent assets to meet all short-term liabilities, and matching the maturity profile of its financial investments to the expected cash outflows.

Refer to Note 6 for further information on liquidity risk.

2.5. Investment concentration risk

Excessive exposure to particular industry sectors or groups can give rise to concentration risk. The Group has no significant investment in any particular industrial sector and therefore is unlikely to suffer significant losses through its investment portfolio as a result of over-exposure to sectors engaged in similar activities or which have similar economic features that would cause their ability to meet contractual obligations to be similarly affected by changes in economic, political or other conditions.

A significant part of the Group's investment portfolio consists primarily of UK government bonds and government-backed bonds; therefore, the risk of government default does exist, however the likelihood is extremely remote. The remainder of the portfolio consists of investment grade corporate bonds. The Group continues to monitor the strength and security of all bonds.

The Group's portfolio has a significant concentration of UK debt securities and therefore is exposed to movements in UK interest rates.

Refer to Note 4.2.1 for further information on investment concentration risk.

Notes to the Consolidated Financial Statements continued

For the year ended 31 December 2024

2. RISK AND CAPITAL MANAGEMENT CONTINUED

2.6. Operational risk

Operational risk is the risk of loss arising from system failure, cyber attack, human error, fraud or external events. When controls fail to perform, operational risks can cause damage to reputation, have legal or regulatory implications or can lead to financial loss. The Group cannot expect to eliminate all operational risks, but by operating a rigorous control framework and by monitoring and responding to potential risks, the Group is able to manage the risks. Controls include effective segregation of duties, access controls, authorisation and reconciliation procedures, staff education and assessment processes, including the use of internal audit. Business risks such as changes in environment, technology and the industry are monitored through the Group's strategic planning and budgeting process.

2.7. Capital management

The Board of Directors has ultimate responsibility for ensuring that the Group has sufficient funds to meet its liabilities as they fall due. The Group carries out detailed modelling of its assets and liabilities and the key risks to which these are exposed. This modelling includes the Group's own assessment of its capital requirements for solvency purposes.

The Group has continued to manage its solvency with reference to the solvency capital requirement ("SCR") calculated using the standard formula. The Group has developed sufficient processes to ensure that the capital requirements under Solvency II are not breached, including the maintenance of capital at a level higher than that required through the standard formula. The Group considers its capital position to be its net assets on a Solvency II basis and monitors this in the context of the Solvency II SCR.

The Group aims to retain sufficient capital such that in all reasonably foreseeable scenarios, it will hold regulatory capital in excess of its SCR. The Directors currently consider that this is achieved through maintaining a regulatory capital surplus of 140% to 160%. As at 31 December 2024, the Group holds significant excess Solvency II capital.

The Group's IFRS capital comprised:

	As at 31 December	
	2024 £'k	2023 £'k
Share capital	250	250
Own shares	(3,112)	(3,121)
Merger reserve	48,525	48,525
FVOCI reserve	(3,064)	(5,894)
Insurance/Reinsurance finance reserve	3,606	2,239
Share-based payments reserve	2,620	2,686
Retained earnings	209,521	197,727
Total	258,346	242,412

Notes to the Consolidated Financial Statements continued

For the year ended 31 December 2024

2. RISK AND CAPITAL MANAGEMENT CONTINUED

The Solvency II position of the Group both before and after proposed final dividend is given below:

	As at 31 December	
	2024 £'k	2023 £'k
Total tier 1 capital – pre-dividend	134,695	121,099
SCR	62,199	58,998
Solvency coverage ratio (%) – pre-dividend	216.6%	205.3%

	As at 31 December	
	2024 £'k	2023 £'k
Total tier 1 capital – pre-dividend	134,695	121,099
Less: Final dividend declared	(28,250)	(20,250)
Total tier 1 capital – post-dividend	106,445	100,849
SCR	62,199	58,998
Solvency coverage ratio (%)	171.1%	170.9%

The following table sets out a reconciliation between IFRS net assets and Solvency II net assets before proposed final dividend:

	As at 31 December	
	2024 £'k	2023 £'k
IFRS net assets	258,346	242,412
Less: Goodwill	(156,279)	(156,279)
Adjusted IFRS net assets	102,067	86,133
Remove IFRS liability: Liability for remaining coverage (unearned premium element)	117,245	124,448
Remove IFRS asset: Insurance acquisition cash flow asset	(8,472)	(8,733)
Remove IFRS liability: Risk adjustment	14,304	12,255
Add Solvency II liability: Risk margin	(6,975)	(5,904)
Add Solvency II liability: Premium provision	(74,613)	(76,441)
Changes in valuation differences of technical reserves between IFRS and Solvency II	2,015	996
Change in deferred tax liability due to difference in net asset position	(10,876)	(11,655)
Solvency II net assets	134,695	121,099

Notes to the Consolidated Financial Statements continued

For the year ended 31 December 2024

2. RISK AND CAPITAL MANAGEMENT CONTINUED

The adjustments set out in the above table have been made for the following reasons:

- **Adjusted IFRS net assets:** Equals Group net assets on an IFRS basis, less Goodwill.
- **Removal of liability for remaining coverage and insurance acquisition cash flow asset:** Liability for remaining coverage is not treated as a liability under Solvency II.
- **Removal of insurance acquisition cash flow asset:** Insurance acquisition cash flow asset is not deferred under Solvency II.
- **Removal of IFRS risk adjustment:** Solvency II risk margin replaces IFRS risk adjustment.
- **Addition of Solvency II risk margin:** The Solvency II risk margin represents the premium that would be required were the Group to transfer its technical provisions to a third party, and essentially reflects the SCR required to cover run-off of claims on existing business. This amount is calculated by the Group through modelling the discounted SCR on a projected future balance sheet for each year of claims run-off.
- **Addition of Solvency II premium provision:** A premium reserve reflecting the future cash flows in respect of insurance contracts is calculated and this must be discounted under Solvency II.
- **Changes in valuation differences:** Valuation differences of technical differences between IFRS 17 and Solvency II, including discounting.
- **Change in deferred tax:** As the move to a Solvency II basis balance sheet increases the net asset position of the Group, a deferred tax liability is generated to offset the increase.

Sabre Insurance Group plc's SCR, expressed on a risk module basis, is set out in the following table:

	Notes	As at 31 December	
		2024 £'k	2023 £'k
Interest rate risk		5,289	4,655
Equity risk		-	-
Property risk		900	900
Spread risk		3,109	2,739
Currency risk		584	1,058
Concentration risk		-	-
Correlation impact		(3,226)	(3,192)
Market risk		6,656	6,160
Counterparty risk		3,325	3,098
Underwriting risk		68,011	63,720
Correlation impact		(6,678)	(6,219)
Basic SCR		71,314	66,759
Operating risk		8,714	7,650
Loss-absorbing effect of deferred taxes		(17,829)	(15,411)
Total SCR		62,199	58,998

Notes to the Consolidated Financial Statements continued

For the year ended 31 December 2024

2. RISK AND CAPITAL MANAGEMENT CONTINUED

The total SCR is primarily driven by the underwriting risk element, which is a function of the Group's net earned premium (or projected net earned premium) and the level of reserves held. Therefore, the SCR is broadly driven by the size of the business.

The Group's capital management objectives are:

- To ensure that the Group will be able to continue as a going concern
- To maximise the income and capital return to its equity

The Board monitors and reviews the broad structure of the Group's capital on an ongoing basis. This review includes consideration of the extent to which revenue in excess of that which is required to be distributed should be retained.

The Group's objectives, policies and processes for managing capital have not changed during the year.

3. INSURANCE LIABILITIES AND REINSURANCE ASSETS

ACCOUNTING POLICY

For the purpose of this accounting policy, the term 'motor insurance' covers all the Group's products, which includes **Motor Vehicle, Motorcycle and Taxi insurance**.

A. Insurance and reinsurance contracts classification

The Group issues insurance contracts in the normal course of business, under which it accepts significant insurance risk from a policyholder by agreeing to compensate the policyholder if a specified uncertain future insured event adversely affects the policyholder.

As a general guideline, the Group determines whether it has significant insurance risk, by comparing benefits payable after an insured event with benefits payable if the insured event did not occur.

The Group issues only non-life insurance to individuals and businesses. Non-life insurance products offered by the Group are Motor Vehicle, Motorcycle and Taxi insurance. These products offer protection of a policyholder's assets and indemnification of other parties that have suffered damage as a result of a policyholder's accident.

In the normal course of business, the Group uses reinsurance to mitigate its risk exposures. A reinsurance contract transfers significant risks if it transfers substantially all of the insurance risk resulting from the insured portion of the underlying insurance contracts, even if it does not expose the reinsurer to the possibility of a significant loss.

B. Insurance and reinsurance contracts accounting treatment

(i) Separating components from insurance and reinsurance contracts

The Group assesses its non-life insurance and reinsurance products to determine whether they contain distinct components which must be accounted for under another IFRS instead of under IFRS 17. After separating any distinct components, the Group applies IFRS 17 to all remaining components of the (host) insurance contract. Currently, the Group's products do not include any distinct components that require separation.

Notes to the Consolidated Financial Statements continued

For the year ended 31 December 2024

3. INSURANCE LIABILITIES AND REINSURANCE ASSETS CONTINUED

(ii) Aggregation and recognition of insurance and reinsurance contracts

Insurance contracts

Insurance contracts are aggregated into groups for measurement purposes. Groups of insurance contracts are determined by identifying portfolios of insurance contracts, each comprising contracts subject to similar risks and managed together, and dividing each portfolio into annual cohorts (i.e. by year of issue) and each annual cohort into three groups based on the expected profitability of contracts:

- Any contracts that are onerous on initial recognition
- Any contracts that, on initial recognition, have no significant possibility of becoming onerous subsequently
- Any remaining contracts in the annual cohort

The Group recognises groups of insurance contracts it issues from the earliest of:

- The beginning of the coverage period of the group of contracts
- When the first payment from a policyholder in the group becomes due or when the first payment is received if there is no due date
- When facts and circumstances indicate that the contract is onerous

The Group adds new contracts to the group in the reporting period in which that contract meets one of the criteria set out above.

The profitability of groups of contracts is assessed by actuarial valuation models that take into consideration existing and new business.

The Group assumes that no contracts in the portfolio are onerous at initial recognition unless facts and circumstances indicate otherwise.

For contracts that are not onerous, the Group assesses, at initial recognition, that there is no significant possibility of becoming onerous subsequently by assessing the likelihood of changes in applicable facts and circumstances. The Group considers facts and circumstances to identify whether a group of contracts are onerous based on:

- Pricing information
- Results of similar contracts it has recognised
- Environmental factors, e.g. a change in market experience or regulations

Reinsurance contracts

Some reinsurance contracts provide cover for underlying contracts that are included in different groups. However, the Group concludes that the reinsurance contract's legal form of a single contract reflects the substance of the Group's contractual rights and obligations, considering that the different covers lapse together and are not sold separately. As a result, the reinsurance contract is not separated into multiple insurance components that relate to different underlying groups.

The Group recognises a group of reinsurance contracts held at the earlier of the following:

- The beginning of the coverage period of the group of reinsurance contracts held
- The date the Group recognises an onerous group of underlying insurance contracts if the Group entered into the related reinsurance contract held in the group of reinsurance contracts held at or before that date

The Group adds new contracts to the group in the reporting period in which that contract meets one of the criteria set out above.

Notes to the Consolidated Financial Statements *continued*

For the year ended 31 December 2024

3. INSURANCE LIABILITIES AND REINSURANCE ASSETS *CONTINUED*

ACCOUNTING POLICY *continued*

(iii) Measurement

Summary of measurement approaches

The Group uses the following measurement approaches to its insurance and reinsurance contracts.

	Product classification	Measurement model
Insurance contracts issued		
Motor insurance	Insurance contracts issued	Premium Allocation Approach ("PAA")
Reinsurance contracts held		
Motor insurance – excess of loss reinsurance	Reinsurance contracts held	Premium Allocation Approach ("PAA")

The Group applies the premium allocation approach to all the insurance contracts that it issues and reinsurance contracts that it holds, as the coverage period of each contract in the group is one year or less, including insurance contract services arising from all premiums within the contract boundary. The Group does not expect significant variability in the fulfilment cash flows that would affect the measurement of the liability for remaining coverage during the period before a claim is incurred.

All the Group's insurance contracts have a coverage period of one year or less. The Group's reinsurance contracts held are excess of loss contracts and are loss occurring. The Group does not issue any reinsurance contracts.

Insurance contracts issued

On initial recognition of each group of contracts, the carrying amount of the liability for remaining coverage ("LRC") is measured at:

- The premiums received on initial recognition
- Minus any insurance acquisition cash flows allocated to the group at that date
- Adjusted for any amount arising from the derecognition of any assets or liabilities previously recognised for cash flows related to the group (including assets for insurance acquisition cash flows)

The Group has chosen not to expense insurance acquisition cash flows when they are incurred.

Subsequently, the Group measures the carrying amount of the LRC at the end of each reporting period as the LRC at the beginning of the period:

- Plus premiums received in the period
- Minus insurance acquisition cash flows
- Plus any amounts relating to the amortisation of insurance acquisition cash flows recognised as an expense in the reporting period
- Minus the amount recognised as insurance revenue for the services provided in the period

On initial recognition of each group of contracts, the Group expects that the time between providing each part of the services and the related premium due date is no more than a year. Accordingly, the Group has chosen not to adjust the liability for remaining coverage to reflect the time value of money and the effect of financial risk.

Notes to the Consolidated Financial Statements continued

For the year ended 31 December 2024

3. INSURANCE LIABILITIES AND REINSURANCE ASSETS CONTINUED

If at any time during the coverage period, facts and circumstances indicate that a group of contracts is onerous, then the Group recognises a loss in Profit or Loss and increases the liability for remaining coverage to the extent that the current estimates of the fulfilment cash flows that relate to remaining coverage exceed the carrying amount of the liability for remaining coverage. The fulfilment cash flows are discounted (at current rates) if the liability for incurred claims is also discounted.

The Group recognises the liability for incurred claims ("LIC") of a group of insurance contracts at the amount of the fulfilment cash flows ("FCF") relating to incurred claims. The fulfilment cash flows are discounted (at current rates) unless they are expected to be paid in one year or less from the date the claims are incurred.

The carrying amount of a group of insurance contracts issued at the end of each reporting period is the sum of:

- The LRC
- The LIC

Risk adjustment for non-financial risk

An explicit risk adjustment for non-financial risk is estimated separate from the other estimates. Unless contracts are onerous, the explicit risk adjustment for non-financial risk is only estimated for the measurement of the LIC.

This risk adjustment represents the compensation that the Group requires for bearing the uncertainty about the amount and timing of cash flows that arise from non-financial risk. Non-financial risk is risk arising from insurance contracts other than financial risk, which is included in the estimates of future cash flows or the discount rate used to adjust the cash flows. The risks covered by the risk adjustment for non-financial risk are insurance risk and other non-financial risks such as lapse risk and expense risk.

The risk adjustment for non-financial risk for insurance contracts measures the compensation that the Group would require to make it indifferent between:

- Fulfilling a liability that has a range of possible outcomes arising from non-financial risk
- Fulfilling a liability that will generate fixed cash flows with the same expected present value as the insurance contracts

Reinsurance contracts held

The excess of loss reinsurance contracts held provide coverage on the motor insurance contracts originated for claims incurred during an accident year and are accounted for under the PAA. The Group measures its reinsurance assets for a group of reinsurance contracts that it holds on the same basis as insurance contracts that it issues. For reinsurance contracts held, on initial recognition, the Group measures the remaining coverage at the amount of ceding premiums paid. For reinsurance contracts held, at each of the subsequent reporting dates, the remaining coverage is:

- Increased for ceding premiums paid in the period
- Decreased for the amounts of ceding premiums recognised as reinsurance expenses for the services received in the period

Notes to the Consolidated Financial Statements *continued*

For the year ended 31 December 2024

3. INSURANCE LIABILITIES AND REINSURANCE ASSETS *CONTINUED*

ACCOUNTING POLICY *continued*

Assets for reinsurance contracts consist of the asset for remaining coverage ("ARC") and the asset for incurred claims ("AIC") being the reinsurers' share of claims that have already been incurred.

For reinsurance contracts held, the risk adjustment for non-financial risk presents the amount of risk being transferred by the Group to the reinsurer.

Asset for insurance acquisition cash flows

The Group includes the following acquisition cash flows within the insurance contract boundary that arise from selling, underwriting and starting a group of insurance contracts and that are:

- a. Costs directly attributable to individual contracts and groups of contracts
- b. Costs directly attributable to the portfolio of insurance contracts to which the group belongs, which are allocated on a reasonable and consistent basis to measure the group of insurance contracts

Insurance acquisition cash flows arising before the recognition of the related group of contracts are recognised as an asset. Insurance acquisition cash flows arise when they are paid or when a liability is required to be recognised under a standard other than IFRS 17. Such an asset is recognised for each group of contracts to which the insurance acquisition cash flows are allocated. The asset is derecognised, fully or partially, when the insurance acquisition cash flows are included in the measurement of the group of contracts.

Recoverability assessment

At each reporting date, if facts and circumstances indicate that an asset for insurance acquisition cash flows may be impaired, then the Group:

- a. Recognises an impairment loss in Profit or Loss so that the carrying amount of the asset does not exceed the expected net cash inflow for the related group
- b. If the asset relates to future renewals, recognises an impairment loss in Profit or Loss to the extent that it expects those insurance acquisition cash flows to exceed the net cash inflow for the expected renewals and this excess has not already been recognised as an impairment loss under (a)

The Group reverses any impairment losses in Profit or Loss and increases the carrying amount of the asset to the extent that the impairment conditions have improved.

Modification and derecognition

The Group derecognises insurance contracts when:

- The contract is extinguished (i.e. when the obligation specified in the insurance contract expires or is discharged or cancelled)
- The contract is modified and certain additional criteria are met

Notes to the Consolidated Financial Statements continued

For the year ended 31 December 2024

3. INSURANCE LIABILITIES AND REINSURANCE ASSETS CONTINUED

When an insurance contract is modified by the Group as a result of an agreement with the counterparties or due to a change in regulations, the Group treats changes in cash flows caused by the modification as changes in estimates of the FCF, unless the conditions for the derecognition of the original contract are met. The Group derecognises the original contract and recognises the modified contract as a new contract if any of the following conditions are present:

- a. If the modified terms had been included at contract inception and the Group would have concluded that the modified contract:
 - i. Is not in scope of IFRS 17
 - ii. Results in different separable components
 - iii. Results in a different contract boundary
 - iv. Belongs to a different group of contracts
- b. The original contract was accounted for under the PAA, but the modification means that the contract no longer meets the eligibility criteria for that approach

When an insurance contract accounted for under the PAA is derecognised, adjustments to the FCF to remove relating rights and obligations and account for the effect of the derecognition result in the following amounts being charged immediately to Profit or Loss:

- a. If the contract is extinguished, any net difference between the derecognised part of the LRC of the original contract and any other cash flows arising from extinguishment
- b. If the contract is transferred to the third party, any net difference between the derecognised part of the LRC of the original contract and the premium charged by the third party
- c. If the original contract is modified resulting in its derecognition, any net difference between the derecognised part of the LRC and the hypothetical premium the entity would have charged had it entered into a contract with equivalent terms as the new contract at the date of the contract modification, less any additional premium charged for the modification

(iv) Presentation

The Group has presented separately, in the Statement of Financial Position, the carrying amount of portfolios of insurance contracts issued and portfolios of reinsurance contracts held.

The Group has elected to disaggregate part of the movement in LIC resulting from the changes in discount rates and present this in the Statement of Comprehensive Income. The Group disaggregates the total amount recognised in the Profit or Loss Account and the Statement of Comprehensive Income into an insurance service result, comprising insurance revenue and insurance service expense, and insurance finance income or expenses.

The Group does not disaggregate the change in risk adjustment for non-financial risk between a financial and non-financial portion and includes the entire change as part of the insurance service result.

The Group separately presents income or expenses from reinsurance contracts held from the expenses or income from insurance contracts issued.

Notes to the Consolidated Financial Statements continued

For the year ended 31 December 2024

3. INSURANCE LIABILITIES AND REINSURANCE ASSETS CONTINUED

AMOUNTS RECOGNISED IN THE STATEMENT OF PROFIT OR LOSS

Insurance service result from insurance contracts issued

Insurance revenue

As the Group provides insurance contract services under the group of insurance contracts, it reduces the LRC and recognises insurance revenue. The amount of insurance revenue recognised in the reporting period depicts the transfer of promised services at an amount that reflects the portion of consideration that the Group expects to be entitled to in exchange for those services.

The Group measures all insurance contracts under the PAA and recognises insurance revenue based on the passage of time over the coverage period of a group of contracts.

Insurance service expenses

Insurance service expenses include the following:

- Incurred claims and benefits
- Other incurred directly attributable expenses
- Amortisation of insurance acquisition cash flows
- Changes that relate to past service - changes in the FCF relating to the LIC
- Changes that relate to future service - changes in the FCF that result in onerous contract losses or reversals of those losses

Amortisation of insurance acquisition cash flows is based on the passage of time.

Other expenses not meeting the above categories are included in other operating expenses in the Profit or Loss Account.

Insurance service result from reinsurance contracts held

Net income/(expense) from reinsurance contracts held

The Group presents separately on the face of the Profit or Loss Account and the Statement of Comprehensive Income, the amounts expected to be recovered from reinsurers, and an allocation of the reinsurance premiums paid. The net income/(expense) from reinsurance contract held comprise:

- Reinsurance expenses
- For groups of reinsurance contracts measured under the PAA, broker fees are included within reinsurance expenses
- Incurred claims recovery
- Other incurred directly attributable expenses
- Changes that relate to past service - changes in the FCF relating to incurred claims recovery
- Effect of changes in the risk of reinsurers' non-performance
- Amounts relating to accounting for onerous groups of underlying insurance contracts issued

Reinsurance expenses are recognised similarly to insurance revenue. The amount of reinsurance expenses recognised in the reporting period depicts the transfer of received insurance contract services at an amount that reflects the portion of ceding premiums that the Group expects to pay in exchange for those services. Broker fees are included in reinsurance expenses.

Notes to the Consolidated Financial Statements continued

For the year ended 31 December 2024

3. INSURANCE LIABILITIES AND REINSURANCE ASSETS CONTINUED

All groups of reinsurance contracts held are measured under the PAA and reinsurance expenses are recognised based on the passage of time over the coverage period of a group of contracts.

AMOUNTS RECOGNISED IN THE STATEMENT OF PROFIT OR LOSS AND OTHER COMPREHENSIVE INCOME

Insurance finance income or expenses

Insurance finance income or expenses comprise the change in the carrying amount of the group of insurance contracts arising from:

- The effect of the time value of money and changes in the time value of money
- The effect of financial risk and changes in financial risk

For contracts measured under the PAA, the main amounts within insurance finance income or expenses are:

- Interest accreted on the LIC
- The effect of changes in interest rates and other financial assumptions

The Company disaggregates insurance finance income or expenses on motor insurance contracts issued between Profit or Loss and OCI. The Company has made an accounting policy choice to disaggregate insurance finance income or expenses for the period to include within OCI an amount which reflects the difference between the carrying amount of a group of contracts and the amount that the group would have been measured at using the discount rates in effect on initial recognition, effectively reflecting the impact of discount rate changes on the opening liability for incurred claims through other comprehensive income. The amount recognised in other comprehensive income over the duration of a group of contracts will always total zero.

The impact of changes in market interest rates on the value of the insurance assets and liabilities are reflected in OCI in order to minimise accounting mismatches between the accounting for financial assets and insurance assets and liabilities. The Company's financial assets backing the motor insurance portfolios are predominantly measured at fair value through Other Comprehensive Income ('FVOCI').

Notes to the Consolidated Financial Statements continued

For the year ended 31 December 2024

3. INSURANCE LIABILITIES AND REINSURANCE ASSETS CONTINUED

RISK MANAGEMENT

Refer to Notes 3.6 and 3.7 for detail on risks relating to insurance liabilities and reinsurance assets, and the management thereof.

CRITICAL ACCOUNTING ESTIMATES AND JUDGEMENTS

The preparation of these consolidated financial statements requires the Group to select accounting policies and make estimates, assumptions and judgements. The key assumptions concerning the future and other key sources of estimation uncertainty at the reporting date, that have a significant risk of causing a material adjustment to the carrying amounts of assets and liabilities within the next financial year, are discussed below. The Group based its assumptions and estimates on information and facts available when the financial statements were prepared. Existing circumstances and assumptions about future developments, however, may change due to market changes or circumstances arising that are beyond the control of the Group. Such changes are reflected in the assumptions when they occur. The Group disaggregates information to disclose major product lines, namely Motor Vehicle, Motorcycle and Taxi.

Accounting judgements

A. Level of aggregation and measurement model for insurance contracts

For measurement purposes, insurance contracts are aggregated into groups based on an assessment of risks and dividing each portfolio into annual cohorts by year of issue. Judgement is required in assessing if the contracts have similar risks that are managed together. Each annual cohort is then divided into three groups based on the expected profitability of contracts, being contracts that are onerous on initial recognition, have no significant possibility of becoming onerous, or any other contracts which do not fall into those categories. Judgement is applied to determine the profitability of contracts at initial recognition. The Group applies the default assumption that no groups of contracts are onerous unless facts and circumstances indicate otherwise. Further judgement is applied to determine how contracts will be measured. The Group applies the PAA to simplify the measurement of all insurance contracts issued and reinsurance contracts held. The judgement around the PAA has been disclosed in section B(iii) of the Group's accounting policies for insurance liabilities and reinsurance assets.

B. Insurance acquisition cash flows

IFRS 17 requires an entity to include a portion of its overhead costs that are directly attributable in fulfilling the obligations under an insurance contract, in the fulfilment cash flows of the related liability.

The Group applies judgement in determining the inputs used in the methodology to systematically and rationally allocate insurance acquisition cash flows to groups of insurance contracts. This includes judgements about the amounts allocated to insurance contracts expected to arise from renewals of existing insurance contracts in a group and the volume of expected renewals from new contracts issued in the period.

At the end of each reporting period, the Group revisits the assumptions made to allocate insurance acquisition cash flows to groups, and where necessary, revises the amounts of assets for insurance acquisition cash flows accordingly.

Notes to the Consolidated Financial Statements continued

For the year ended 31 December 2024

3. INSURANCE LIABILITIES AND REINSURANCE ASSETS CONTINUED

C. Discount rates

As there are no referenced asset portfolios backing the LIC, because of the volatility and uncertainty of claims on short term insurance contracts, the Group deemed it more appropriate to use the bottom-up approach under IFRS 17 for discounting. This reflects a risk-free yield curve and an illiquidity premium. The standard does not specify how to calculate the illiquidity premium.

The Group uses the risk-free curves published by the Bank of England. The Solvency II GBP risk-free yield curve is based on 6-month SONIA swap rates, corrected using an adjustment defined by the PRA for credit risk. SONIA-based yield curves are considered to contain negligible credit risk, according to the Bank of England, as the contracts that make it up settle overnight.

The Group has performed a number of analyses in determining the choice of the illiquidity risk component, including using the Solvency II volatility adjustment ("VA"). The analyses did not identify any material differences in reserves. Given the nature of the liabilities and that there is no penalty or surrender value to exit the insurance contracts, the Group applied judgement in setting the illiquidity risk component and has selected the VA to be an appropriate proxy for the illiquidity adjustment.

Discount rates applied for discounting of future cash flows are listed below:

	31 December 2024				31 December 2023			
	1 year	3 years	5 years	10 years	1 year	3 years	5 years	10 years
Motor insurance	4.70%	4.39%	4.28%	4.31%	5.05%	3.98%	3.67%	3.67%

See Note 3.6 for the impact of a 1% increase or decrease in the discount rates used.

D. Risk adjustment for non-financial risk

The risk adjustment for non-financial risk is the compensation that the Group requires for bearing the uncertainty about the amount and timing of the cash flows of groups of insurance contracts. The risk adjustment reflects an amount that an insurer would rationally pay to remove the uncertainty that future cash flows could exceed the expected value amount.

The Group has estimated the risk adjustment using a methodology which targets a confidence level (probability of sufficiency) approach between the 80th and 90th percentile. At 31 December 2024, the net risk adjustment applied equates to an approximate confidence interval of 80.6% (31 December 2023: 81.3%). That is, the Group has assessed its indifference to uncertainty for all product lines (as an indication of the compensation that it requires for bearing non-financial risk) as being equivalent to the 80th to 90th percentile confidence level less the mean of an estimated probability distribution of the future cash flows. The Group has estimated the probability distribution of the future cash flows, and the additional amount above the expected present value of future cash flows required to meet the target percentiles.

Sabre uses a 'bootstrapping' method to create a distribution of outcomes for the outstanding claim amounts. This distribution is assessed to calculate the risk adjustment at a chosen confidence level. Bootstrapping involves taking random samples of the data for analysis, rather than using the full dataset. Multiple random samples are selected, with each random sample selected from the full dataset.

See Note 3.6 for the impact of moving the confidence interval of the booked risk adjustment up or down by 5ppts.

Notes to the Consolidated Financial Statements continued

For the year ended 31 December 2024

3. INSURANCE LIABILITIES AND REINSURANCE ASSETS CONTINUED

CRITICAL ACCOUNTING ESTIMATES AND JUDGEMENTS CONTINUED

Critical accounting estimates

E. Liability for incurred claims ("LIC")

The ultimate cost of outstanding claims is estimated by using a range of standard actuarial claims projection techniques, such as Chain Ladder and Bornheutter-Ferguson methods.

The main assumption underlying these techniques is that a Group's past claims development experience can be used to project future claims development and hence ultimate claims costs. These methods extrapolate the development of paid and incurred losses, average costs per claim (including claims handling costs), and claim numbers based on the observed development of earlier years and expected loss ratios. Historical claims development is mainly analysed by accident years, but can also be further analysed by geographical area, as well as by significant business lines and claim types. Large claims are usually separately addressed, either by being reserved at the face value of loss adjuster estimates or separately projected in order to reflect their future development. In most cases, no explicit assumptions are made regarding future rates of claims inflation or loss ratios. Instead, the assumptions used are those implicit in the historical claims development data on which the projections are based. Additional qualitative judgement is used to assess the extent to which past trends may not apply in future, (e.g., to reflect one-off occurrences, changes in external or market factors such as public attitudes to claiming, economic conditions, levels of claims inflation, judicial decisions and legislation, as well as internal factors such as portfolio mix, policy features and claims handling procedures) in order to arrive at the estimated ultimate cost of claims that present the probability weighted expected value outcome from the range of possible outcomes, taking account of all the uncertainties involved.

The Group has the right to pursue third parties for payment of some or all costs. Estimates of salvage recoveries and subrogation reimbursements are considered as an allowance in the measurement of ultimate claims costs. Other key circumstances affecting the reliability of assumptions include variation in interest rates and delays in settlement.

The key estimates in calculating the LIC are the amount and timing of future claims payments in relation to claims already incurred. This is primarily assessed with reference to past performance, including past settlement patterns, as per the actuarial methodology outlined above. This includes estimating the likely changes in inflation as relates to claims already incurred, as well as the expected frequency of claims which have occurred but which have not yet been reported. The ongoing cost of handling claims already incurred is estimated with reference to the historical cost-per-claim calculated over the past 12 months.

See Note 3.6 for the impact of a 5ppts increase in loss ratio and the impact of a 5% increase in outstanding claims.

Notes to the Consolidated Financial Statements continued

For the year ended 31 December 2024

3. INSURANCE LIABILITIES AND REINSURANCE ASSETS CONTINUED

3.1. Composition of the Statement of Financial Position

An analysis of the amounts presented on the Statement of Financial Position for insurance contracts is included in the table below.

	Notes	As at December	
		2024 £'k	2023 £'k
Insurance contract liabilities			
<i>Insurance contract liabilities</i>			
Motor Vehicle insurance		334,767	321,720
Motorcycle insurance		34,321	32,370
Taxi insurance		37,308	29,482
<i>Asset for insurance acquisition cash flows</i>			
Motor Vehicle insurance	3.3	(6,488)	(6,933)
Motorcycle insurance	3.3	(880)	(867)
Taxi insurance	3.3	(1,104)	(933)
Total insurance contract liabilities		397,924	374,839
Reinsurance contracts assets			
Motor Vehicle insurance		133,974	143,364
Motorcycle insurance		15,018	13,502
Taxi insurance		11,766	9,860
Total reinsurance contract assets		160,758	166,726

Notes to the Consolidated Financial Statements continued

For the year ended 31 December 2024

3. INSURANCE LIABILITIES AND REINSURANCE ASSETS CONTINUED

3.2. Movements in insurance and reinsurance contract balances

3.2.1. Insurance contracts issued

Reconciliation of liability for remaining coverage and the liability for incurred claims

In £'k	2024				2023			
	Liabilities for Remaining Coverage ("LRC")	Liabilities for Incurred Claims ("LIC")		Total	Liabilities for Remaining Coverage ("LRC")	Liabilities for Incurred Claims ("LIC")		Total
		Estimates of present value of future cash flows	Risk adjustment for non-financial risk			Estimates of present value of future cash flows	Risk adjustment for non-financial risk	
Opening insurance contract liabilities	63,008	258,358	53,473	374,839	47,836	221,651	44,854	314,341
Insurance revenue	(248,131)	-	-	(248,131)	(188,246)	-	-	(188,246)
Insurance service expenses	18,166	132,011	4,484	154,661	14,057	116,821	8,619	139,497
Incurred claims and other directly attributable expenses	-	127,787	14,988	142,775	-	110,057	13,605	123,662
Changes that relate to past service – changes in the FCF relating to the LIC	-	4,224	(10,504)	(6,280)	-	6,764	(4,986)	1,778
Amortisation of insurance acquisition cash flows	18,166	-	-	18,166	14,057	-	-	14,057
Insurance service result	(229,965)	132,011	4,484	(93,470)	(174,189)	116,821	8,619	(48,749)
Insurance finance expense recognised in Profit or Loss Account	-	8,392	-	8,392	-	10,170	-	10,170
Insurance finance (income)/expense recognised in Other Comprehensive Income	-	(6,852)	-	(6,852)	-	12,436	-	12,436
Total changes in Comprehensive Income	(229,965)	133,551	4,484	(91,930)	(174,189)	139,427	8,619	(26,143)
Cash flows								
Premiums received	254,389	-	-	254,389	206,189	-	-	206,189
Claims and other insurance services expenses paid	-	(121,469)	-	(121,469)	-	(102,720)	-	(102,720)
Insurance acquisition cash flows	(17,905)	-	-	(17,905)	(16,828)	-	-	(16,828)
Total cash flows	236,484	(121,469)	-	115,015	189,361	(102,720)	-	86,641
Closing insurance contract liabilities	69,527	270,440	57,957	397,924	63,008	258,358	53,473	374,839

Notes to the Consolidated Financial Statements continued

For the year ended 31 December 2024

3. INSURANCE LIABILITIES AND REINSURANCE ASSETS CONTINUED

3.2.2. Reinsurance contracts held

Reconciliation of assets for remaining coverage and the assets for incurred claims

In £'k	2024			2023				
	Assets for remaining coverage	Assets for incurred claims		TOTAL	Assets for remaining coverage	Assets for incurred claims		TOTAL
		Estimates of present value of future cash flows	Risk adjustment for non-financial risk			Estimates of present value of future cash flows	Risk adjustment for non-financial risk	
Opening reinsurance contract assets	2,075	123,433	41,218	166,726	5,675	97,996	33,283	136,954
Net (expense)/income from reinsurance contracts held	(33,617)	10,591	2,435	(20,591)	(28,506)	23,597	7,935	3,026
Reinsurance expense	(33,617)	-	-	(33,617)	(28,506)	-	-	(28,506)
Incurred claims recovery	-	10,233	9,205	19,438	-	16,738	9,103	25,841
Changes that relate to past service	-	358	(6,770)	(6,412)	-	6,859	(1,168)	5,691
Reinsurance finance income recognised in Profit or Loss Account	-	3,714	-	3,714	-	3,588	-	3,588
Reinsurance finance (expense)/income recognised in Other Comprehensive Income	-	(5,880)	-	(5,880)	-	5,432	-	5,432
Total changes in Comprehensive Income	(33,617)	8,425	2,435	(22,757)	(28,506)	32,617	7,935	12,046
Cash flows								
Premiums paid	34,992	-	-	34,992	24,906	-	-	24,906
Recoveries received	-	(18,203)	-	(18,203)	-	(7,180)	-	(7,180)
Total cash flows	34,992	(18,203)	-	16,789	24,906	(7,180)	-	17,726
Closing reinsurance contract assets	3,450	113,655	43,653	160,758	2,075	123,433	41,218	166,726

Notes to the Consolidated Financial Statements continued

For the year ended 31 December 2024

3. INSURANCE LIABILITIES AND REINSURANCE ASSETS CONTINUED

3.3. Assets for insurance acquisition cash flows

	£'k
Balance as at 1 January 2023	5,962
Amounts incurred during the year	16,828
Amounts derecognised and included in measurement of insurance contracts	(14,057)
Balance as at 31 December 2023	8,733
Amounts incurred during the period	17,905
Amounts derecognised and included in measurement of insurance contracts	(18,166)
Balance as at 31 December 2024	8,472

The following table sets out when the Group expects to derecognise assets for insurance acquisition cash flows after the reporting date:

	£'k
31 December 2024	
Less than one year	8,410
More than one year	62
	8,472
31 December 2023	
Less than one year	8,032
More than one year	701
	8,733

Notes to the Consolidated Financial Statements continued

For the year ended 31 December 2024

3. INSURANCE LIABILITIES AND REINSURANCE ASSETS CONTINUED

3.4. Claims development

The presentation of the claims development tables for the Group is based on the actual date of the event that caused the claim (accident year basis). These triangles present estimated costs including any risk adjustment and associated liability related to the future cost of handling claims.

Gross of reinsurance

Accident year	2015 £'k	2016 £'k	2017 £'k	2018 £'k	2019 £'k	2020 £'k	2021 £'k	2022 £'k	2023 £'k	2024 £'k	Total £'k
Estimates of undiscounted gross cumulative claims											
At the end of the accident year	103,599	111,518	165,707	120,077	126,981	101,965	89,233	136,811	133,334	146,677	
- One year later	90,133	100,935	131,803	108,089	122,663	97,953	93,309	131,433	134,785		
- Two years later	82,537	94,294	123,651	107,988	127,225	93,390	90,941	121,909			
- Three years later	79,845	91,336	122,674	113,257	131,254	88,192	95,294				
- Four years later	77,095	90,789	124,128	118,600	135,173	89,574					
- Five years later	77,038	92,629	137,472	125,038	138,777						
- Six years later	77,469	101,655	137,660	132,657							
- Seven years later	77,729	101,124	135,674								
- Eight years later	77,040	102,797									
- Nine years later	76,922										
Current estimate of cumulative claims	76,922	102,797	135,674	132,657	138,777	89,574	95,294	121,909	134,785	146,677	
Cumulative gross claims paid	(76,061)	(93,893)	(90,207)	(113,703)	(110,701)	(73,102)	(65,507)	(76,827)	(68,036)	(47,731)	
Undiscounted gross liabilities - accident years from 2015 to 2024	861	8,904	45,467	18,954	28,076	16,472	29,787	45,082	66,749	98,946	359,298
Undiscounted gross liabilities - accident years from 2014 and before											32,055
Effect of discounting											(62,956)
Total gross liabilities for incurred claims ("LIC")											328,397
Liabilities for remaining coverage ("LRC")											69,527
Total gross liabilities included in the Statement of Financial Position											397,924

The unshaded numbers are undiscounted, but otherwise presented on an IFRS 17 basis. The shaded numbers have not been restated under IFRS 17 and reflect the numbers as previously reported under IFRS 4. The primary difference between the IFRS 17 and IFRS 4 numbers presented here relates to the risk adjustment.

The gross liabilities for incurred claims and gross liabilities for remaining coverage per product is given below:

	LIC	LRC	Total
Motor Vehicle	269,652	58,628	328,280
Motorcycle	30,288	3,152	33,440
Taxi	28,457	7,747	36,204
Total	328,397	69,527	397,924

Notes to the Consolidated Financial Statements continued

For the year ended 31 December 2024

3. INSURANCE LIABILITIES AND REINSURANCE ASSETS CONTINUED

Net of reinsurance

Accident year	2015 £'k	2016 £'k	2017 £'k	2018 £'k	2019 £'k	2020 £'k	2021 £'k	2022 £'k	2023 £'k	2024 £'k	Total £'k
Estimates of undiscounted net cumulative claims											
At the end of the accident year	97,288	104,808	106,478	111,433	115,011	85,723	81,161	106,049	102,185	122,858	
- One year later	85,814	93,664	96,446	99,649	111,550	81,882	82,487	102,066	99,913		
- Two years later	81,164	87,824	91,806	98,641	111,347	80,990	80,146	100,202			
- Three years later	77,869	85,243	91,179	99,071	111,342	78,353	80,579				
- Four years later	76,409	84,995	88,545	100,893	112,156	78,193					
- Five years later	76,254	84,891	92,002	103,254	114,153						
- Six years later	76,011	86,784	92,375	103,873							
- Seven years later	76,581	86,536	93,897								
- Eight years later	76,425	85,464									
- Nine years later	76,445										
Current estimate of cumulative claims	76,445	85,464	93,897	103,873	114,153	78,193	80,579	100,202	99,913	122,858	
Cumulative net claims paid	(75,657)	(84,089)	(85,462)	(98,539)	(104,853)	(70,739)	(65,507)	(73,666)	(65,465)	(47,731)	
Undiscounted net liabilities - accident years from 2015 to 2024	788	1,375	8,435	5,334	9,300	7,454	15,072	26,536	34,448	75,127	183,869
Undiscounted net liabilities - accident years from 2014 and before											8,703
Effect of discounting											(21,483)
Total net liabilities for incurred claims ("LIC")											171,089
Liabilities for remaining coverage ("LRC")											66,077
Total net liabilities included in the Statement of Financial Position											237,166

The unshaded numbers are undiscounted, but otherwise presented on an IFRS 17 basis. The shaded numbers have not been restated under IFRS 17 and reflect the numbers as previously reported under IFRS 4. The primary difference between the IFRS 17 and IFRS 4 numbers presented here relates to the risk adjustment.

The net liabilities for incurred claims and net liabilities for remaining coverage per product is given below:

	LIC	LRC	Total
Motor Vehicle	138,763	55,547	194,310
Motorcycle	15,410	3,010	18,420
Taxi	16,916	7,520	24,436
Total	171,089	66,077	237,166

Notes to the Consolidated Financial Statements continued

For the year ended 31 December 2024

3. INSURANCE LIABILITIES AND REINSURANCE ASSETS CONTINUED

3.5. Insurance revenue and expenses – Segmental disclosure

An analysis of insurance revenue, insurance service expenses and net expenses from reinsurance contracts held is included in the tables below. Additional information on amounts recognised in Profit or Loss and OCI is included in the movements in insurance and reinsurance contract balances in Note 3.2.

The Group provides short-term motor insurance to clients, which comprises three lines of business, Motor Vehicle insurance, Motorcycle insurance and Taxi insurance, which are written solely in the UK. The Group has no other lines of business, nor does it operate outside of the UK. Other income relates to auxiliary products and services, including brokerage and administration fees, all relating to the motor insurance business. The Group does not have a single client which accounts for more than 10% of revenue.

	2024				2023			
	Motor Vehicles £'k	Motorcycle £'k	Taxi £'k	Total £'k	Motor Vehicles £'k	Motorcycle £'k	Taxi £'k	Total £'k
Insurance revenue								
Insurance revenue from contracts measured under the PAA	222,635	10,199	15,297	248,131	158,054	15,363	14,829	188,246
Total insurance revenue	222,635	10,199	15,297	248,131	158,054	15,363	14,829	188,246
Insurance service expense								
Incurring claims and other directly attributable expenses	(117,752)	(6,873)	(18,150)	(142,775)	(91,688)	(16,087)	(15,887)	(123,662)
Changes that relate to past service – changes in the FCF relating to the LIC	1,769	188	4,323	6,280	(861)	1,796	(2,713)	(1,778)
Amortisation of insurance acquisition cash flows	(14,234)	(1,993)	(1,939)	(18,166)	(10,206)	(1,953)	(1,898)	(14,057)
Total insurance service expense	(130,217)	(8,678)	(15,766)	(154,661)	(102,755)	(16,244)	(20,498)	(139,497)
Net (expense)/income from reinsurance contracts held								
Reinsurance expenses – contracts measured under the PAA	(30,119)	(1,405)	(2,093)	(33,617)	(23,800)	(2,444)	(2,262)	(28,506)
Incurring claims recovery	13,223	944	5,271	19,438	17,367	5,947	2,527	25,841
Changes that relate to past service – changes in the FCF relating to incurred claims recovery	(3,803)	262	(2,871)	(6,412)	4,758	(1,184)	2,117	5,691
Total net (expense)/income from reinsurance contracts held	(20,699)	(199)	307	(20,591)	(1,675)	2,319	2,382	3,026
Total insurance service result	71,719	1,322	(162)	72,879	53,624	1,438	(3,287)	51,775

Other than reinsurance assets and insurance liabilities (see Note 3.1), the Group does not allocate, monitor or report assets and liabilities per business line and does not consider the information useful in the day-to-day running of the Group's operations. The Group also does not allocate, monitor, or report other income and expenses per business line.

Notes to the Consolidated Financial Statements continued

For the year ended 31 December 2024

3. INSURANCE LIABILITIES AND REINSURANCE ASSETS CONTINUED

3.6. Underwriting risk

The principal risk the Group faces under insurance contracts is that the actual claims and benefit payments, or the timing thereof, differ from expectations. This is influenced by the frequency of claims, severity of claims, actual benefits paid and subsequent development of long-term claims. Therefore, the objective of the Group is to ensure that sufficient reserves are available to cover these liabilities.

The Group issues only motor insurance contracts within the UK, which usually cover a 12-month duration. For these contracts, the most significant risks arise from severe weather conditions or single catastrophic events. For longer-tail claims that take some years to settle, there is also inflation risk.

The above risk exposure is mitigated by diversification across a large portfolio of policyholders and geographical areas within the UK. The variability of risks is improved by careful selection and implementation of underwriting strategies, which are designed to ensure that risks are diversified in terms of type of risk and level of insured benefits. This is largely achieved through diversification across policyholders. Furthermore, strict claim review policies to assess all new and ongoing claims, regular detailed review of claims handling procedures and frequent investigation of possible fraudulent claims are all policies and procedures put in place to reduce the risk exposure of the Group. The Group further enforces a policy of actively managing and promptly pursuing claims, in order to reduce its exposure to unpredictable future developments that can negatively impact the business. Inflation risk is mitigated by taking expected inflation into account when estimating insurance contract liabilities.

The Group purchases reinsurance as part of its risk mitigation programme. Reinsurance ceded is placed on a non-proportional basis. This non-proportional reinsurance is excess-of-loss, designed to mitigate the Group's net exposure to single large claims or catastrophe losses. The current reinsurance programme has a retention limit of £1m, with no upper limit. Under this programme, the Group pays the first £1m of any claim and, from 1 July 2024, 40% of the next £1m (prior to 1 July 2024: 0%). Any amount above £2m, is covered in full by the panel of reinsurers. All retention levels are subject to monthly indexation subsequent to the accident date. Amounts recoverable from reinsurers are estimated in a manner consistent with the outstanding claims provision and are in accordance with the reinsurance contracts. Although the Group has reinsurance arrangements, it is not relieved of its direct obligations to its policyholders and thus a credit exposure exists with respect to ceded reinsurance, to the extent that any reinsurer is unable to meet its obligations assumed under such reinsurance agreements. The Group's placement of reinsurance is diversified such that it is not dependent on a single reinsurer. There is no single counterparty exposure that exceeds 25% of total reinsurance assets at the reporting date.

Key assumptions

The principal assumption underlying the liability estimates is that the Group's future claims development will follow a similar pattern to past claims development experience. This includes assumptions in respect of average claim costs, claim handling costs, claim inflation factors and claim numbers for each accident year. Additional qualitative judgements are used to assess the extent to which past trends may not apply in the future, for example: one-off occurrence; changes in market factors such as public attitude to claiming; economic conditions; and internal factors such as portfolio mix, policy conditions and claims handling procedures. Judgement is further used to assess the extent to which external factors such as judicial decisions and government legislation affect the estimates.

Other key circumstances affecting the reliability of assumptions include variation in interest rates and delays in settlement.

Sensitivities

The motor claim liabilities are primarily sensitive to the reserving assumptions noted above. It has not been possible to quantify the sensitivity of individual, specific assumptions such as legislative changes.

The following analysis is performed for reasonably possible movements in key assumptions with all other assumptions held constant, showing the impact on profit after tax and equity. The correlation of assumptions will have a significant effect in determining the ultimate claims liabilities, but to demonstrate the impact due to changes in assumptions, assumptions had to be changed on an individual basis. It should be noted that movements in these assumptions are non-linear. This sensitivity analysis reflects one-off impacts at the balance sheet date and should not be interpreted as a forecast.

Notes to the Consolidated Financial Statements continued

For the year ended 31 December 2024

3. INSURANCE LIABILITIES AND REINSURANCE ASSETS CONTINUED

	Increase/(decrease) in profit after tax and equity, gross of reinsurance		Increase/(decrease) in profit after tax and equity, net of reinsurance	
	2024 £'k	2023 £'k	2024 £'k	2023 £'k
Liability for incurred claims ⁽¹⁾ ⁽²⁾				
Impact of 5% increase in insurance contract liabilities	(13,921)	(13,101)	(7,902)	(7,013)
Impact of an increase in ultimate loss ratio of 5ppts	(22,033)	(19,563)	(13,256)	(11,458)
Discount rates				
Impact of 1% increase in the discount rates used in calculating present value of future expected cash outflows	6,282	6,108	2,267	2,244
Impact of 1% decrease in the discount rates used in calculating present value of future expected cash outflows	(7,379)	(7,427)	(2,604)	(2,730)
Risk adjustment for non-financial risk				
Impact of moving the confidence interval of the booked risk adjustment up by 5ppts	(10,103)	(9,729)	(2,495)	(2,180)
Impact of moving the confidence interval of the booked risk adjustment down by 5ppts	8,224	7,740	2,121	1,853

(1) The impact of decreases will have a similar but opposite impact

(2) A substantial increase in individually large claims which are over our reinsurance retention limit, generally will have no impact on profit after tax

Notes to the Consolidated Financial Statements continued

For the year ended 31 December 2024

3. INSURANCE LIABILITIES AND REINSURANCE ASSETS CONTINUED

Climate change

Management has assessed the short, medium and long-term risks that result from climate change. The short-term risk is low. Given the geographical diversity of the Group's policyholders within the UK and the Group's reinsurance programme, it is highly unlikely that a climate event will materially impact the Group's financial position, including its assessment of the liability for incurred claims. More likely is that the costs associated with the transition to a low-carbon economy will impact the Group's indemnity spend in the medium term, as electronic vehicles are currently relatively expensive to fix. This is somewhat, or perhaps completely, offset by advances in technology reducing the frequency of claims, in particular bodily injury claims which are generally far more expensive than damage to vehicles. These changes in the costs of claims are gradual and, as such, reflected in the Group's claims experience and fed into the pricing of policies. However, if the propensity to travel by car decreases overall this could impact the Group's income in the long term.

3.7. Insurance-related credit risk

Key insurance-related areas where the Group is exposed to credit default risk are:

- Reinsurers default on their share of the Group's insurance liabilities
- Default on amounts due from insurance contract intermediaries or policyholders

Sabre uses a large panel of secure reinsurance companies. The credit risk of reinsurers included in the reinsurance programme is considered annually by reviewing their credit worthiness. Sabre's largest reinsurance counterparty is Munich Re. The credit risk exposure is further monitored throughout the year to ensure that changes in credit risk positions are adequately addressed.

The following tables demonstrate the Group's exposure to credit risk in respect of overdue insurance debt and counterparty creditworthiness.

Notes to the Consolidated Financial Statements continued

For the year ended 31 December 2024

3. INSURANCE LIABILITIES AND REINSURANCE ASSETS CONTINUED

Overdue insurance-related debt

	Neither past due nor impaired £'k	Past due 1-90 days £'k	Past due more than 90 days £'k	Assets that have been impaired £'k	Carrying value in the balance sheet £'k
At 31 December 2024					
Reinsurance contracts assets ⁽¹⁾	202,231	-	-	-	202,231
Insurance receivables ⁽²⁾	41,755	22	-	-	41,777
Total	243,986	22	-	-	244,008
At 31 December 2023					
Reinsurance contracts assets ⁽¹⁾	197,591	-	-	-	197,591
Insurance receivables ⁽²⁾	54,650	62	-	-	54,712
Total	252,241	62	-	-	252,303

(1) Undiscounted

(2) Included within 'Insurance contract liabilities'

Exposure by credit rating

	AAA £'k	AA+ to AA- £'k	A+ to A- £'k	BBB+ to BBB- £'k	BB+ and below £'k	Not rated £'k	Total £'k
At 31 December 2024							
Reinsurance contracts assets ⁽¹⁾	-	102,138	100,093	-	-	-	202,231
Insurance receivables ⁽²⁾	-	-	-	-	-	41,777	41,777
Total	-	102,138	100,093	-	-	41,777	244,008
At 31 December 2023							
Reinsurance contracts assets ⁽¹⁾	-	128,942	68,649	-	-	-	197,591
Insurance receivables ⁽²⁾	-	-	-	-	-	54,712	54,712
Total	-	128,942	68,649	-	-	54,712	252,303

(1) Undiscounted

(2) Included within 'Insurance contract liabilities'

Notes to the Consolidated Financial Statements *continued*

For the year ended 31 December 2024

3. INSURANCE LIABILITIES AND REINSURANCE ASSETS *CONTINUED*

3.8. Net financial result

Notes	2024			2023			
	Insurance related £'k	Non-insurance related £'k	Total £'k	Insurance related £'k	Non-insurance related £'k	Total £'k	
Investment income							
Interest income on financial assets using effective interest rate method	4.5	7,501	425	7,926	3,506	269	3,775
Amounts recognised in OCI	4.6	3,774	-	3,774	9,284	-	9,284
Total investment income		11,275	425	11,700	12,790	269	13,059
Insurance finance expenses from insurance contracts issued							
Interest accreted		(8,392)	-	(8,392)	(10,170)	-	(10,170)
Effect of changes in interest rates and other financial assumptions		6,852	-	6,852	(12,436)	-	(12,436)
		(1,540)	-	(1,540)	(22,606)	-	(22,606)
Reinsurance finance income from reinsurance contracts held							
Interest accreted		3,714	-	3,714	3,588	-	3,588
Effect of changes in interest rates and other financial assumptions		(5,880)	-	(5,880)	5,432	-	5,432
		(2,166)	-	(2,166)	9,020	-	9,020
Net insurance finance expense		(3,706)	-	(3,706)	(13,586)	-	(13,586)
Net financial results		7,569	425	7,994	(796)	269	(527)
<i>Represented by:</i>							
Amounts recognised in Profit or Loss		2,823	425	3,248	(3,076)	269	(2,807)
Amounts recognised in OCI		4,746	-	4,746	2,280	-	2,280
Total		7,569	425	7,994	(796)	269	(527)

Notes to the Consolidated Financial Statements continued

For the year ended 31 December 2024

3. INSURANCE LIABILITIES AND REINSURANCE ASSETS CONTINUED

3.9. Opening balance restatement – Insurance Finance Reserve

As a result of refinements made to the IFRS 17 discounting model, an amount of £2.6m has been reclassified between 2023's opening Retained Earnings and opening Insurance/Reinsurance Finance Reserve. This restatement has no impact on the total equity or regulatory capital of the Group, and has no impact on the Consolidated Profit or Loss or Consolidated Statement of Comprehensive Income for any of the previous periods.

4. FINANCIAL ASSETS

RISK MANAGEMENT

Refer to the following notes for detail on risks relating to financial assets:

Investment concentration risk – Note 4.2.1

Interest rate risk – Note 4.2.2

Credit risk – Note 4.4

Liquidity risk – Note 6

The Group's financial assets are summarised below:

	Notes	2024 £'k	2023 £'k
Cash and cash equivalents	4.1	31,314	35,079
Debt securities held at fair value through other comprehensive income	4.2	311,184	264,679
Receivables	4.3	32	87
Total		342,530	299,845

4.1. Cash and cash equivalents

ACCOUNTING POLICY – CASH AND CASH EQUIVALENTS

Cash and cash equivalents include cash on hand, deposits held on call with banks and money market funds. Cash and cash equivalents are carried at amortised cost.

	2024 £'k	2023 £'k
Cash at bank and on hand	18,174	12,890
Money market funds	13,140	22,189
Total	31,314	35,079

Notes to the Consolidated Financial Statements continued

For the year ended 31 December 2024

4. FINANCIAL ASSETS CONTINUED

Cash held in money market funds has no notice period for withdrawal.

The carrying value of cash and cash equivalents approximates fair value. The full value is expected to be realised within 12 months.

4.2. Debt securities held at fair value through other comprehensive income

ACCOUNTING POLICY - FINANCIAL ASSETS AT FAIR VALUE THROUGH OTHER COMPREHENSIVE

Classification

The Group classifies the following financial assets at fair value through Other Comprehensive Income ("FVOCI"):

- Debt securities

A debt instrument is measured at FVOCI only if it meets both of the following conditions and is not designated at fair value through the Profit or Loss Account ("FVTPL"):

- The asset is held within a business model whose objective is achieved by both collecting contractual cash flows and selling financial assets
- The contractual terms of the financial asset give rise to cash flows that are solely payments of principal and interest ("SPPI") on the principal amount outstanding on specified dates

Recognition and measurement

At initial recognition, the Group measures debt securities through other comprehensive income at fair value, plus the transaction costs that are directly attributable to the acquisition of the financial asset. Debt securities at FVOCI are subsequently measured at fair value.

Impairment

At each reporting date, the Group assesses debt securities at FVOCI for impairment. Under IFRS 9, a 'three-stage' model for calculating the expected credit losses ("ECL") is used, and is based on changes in credit quality since initial recognition. Refer to Note 4.4.

The Group's debt securities held at fair value through other comprehensive income are summarised below:

	2024		2023	
	£'k	% holdings	£'k	% holdings
Government bonds	112,793	36.2%	107,040	40.4%
Government-backed securities	103,267	33.2%	81,942	31.0%
Corporate bonds	95,124	30.6%	75,697	28.6%
Total	311,184	100.0%	264,679	100.0%

Notes to the Consolidated Financial Statements continued

For the year ended 31 December 2024

4. FINANCIAL ASSETS CONTINUED

4.2.1. Investment concentration risk

Excessive exposure to particular industry sectors or groups can give rise to concentration risk. The Group has no significant investment concentration in any particular industrial sector and therefore is unlikely to suffer significant losses through its investment portfolio as a result of over-exposure to sectors engaged in similar activities or which have similar economic features that would cause their ability to meet contractual obligations to be similarly affected by changes in economic, political or other conditions.

A significant part of the Group's investment portfolio consists primarily of UK government bonds and government-backed bonds; therefore, the risk of government default does exist, however the likelihood is extremely remote. The remainder of the portfolio consists of investment grade corporate bonds. The Group continues to monitor the strength and security of all bonds. The Group does not have direct exposure to Ukrainian and Russian assets.

The Group's exposure by geographical area is outlined below:

At 31 December 2024	Government bonds £'k	Government- backed securitises £'k	Corporate bonds £'k	Total £'k	% holdings
United Kingdom	112,793	3,038	31,187	147,018	47.2%
Europe	-	59,277	37,002	96,279	30.9%
Northern America	-	25,761	19,863	45,624	14.7%
Oceania	-	-	4,973	4,973	1.6%
Asia	-	15,191	2,099	17,290	5.6%
Total	112,793	103,267	95,124	311,184	100.0%

At 31 December 2023	Government bonds £'k	Government- backed securitises £'k	Corporate bonds £'k	Total £'k	% holdings
United Kingdom	107,040	-	32,364	139,404	52.7%
Europe	-	50,982	28,736	79,718	30.1%
Northern America	-	28,284	12,643	40,927	15.5%
Oceania	-	-	1,954	1,954	0.7%
Asia	-	2,676	-	2,676	1.0%
Total	107,040	81,942	75,697	264,679	100.0%

Notes to the Consolidated Financial Statements continued

For the year ended 31 December 2024

4. FINANCIAL ASSETS CONTINUED

The Group's exposure by investment type for government-backed securities and corporate bonds is outlined below:

At 31 December 2024	Agency £'k	Supranational £'k	Total £'k
Government-backed securities	43,921	59,346	103,267
% of holdings	42.5%	57.5%	100.0%

At 31 December 2024	Financial £'k	Industrial £'k	Utilities £'k	Total £'k
Corporate bonds	51,698	38,873	4,553	95,124
% of holdings	54.3%	40.9%	4.8%	100.0%

At 31 December 2023	Agency £'k	Supranational £'k	Total £'k
Government-backed securities	40,310	41,632	81,942
% of holdings	49.2%	50.8%	100.0%

At 31 December 2023	Financial £'k	Industrial £'k	Utilities £'k	Total £'k
Corporate bonds	40,973	31,117	3,607	75,697
% of holdings	54.1%	41.1%	4.8%	100.0%

4.2.2. Interest rate risk

Interest rate risk is the risk that the value or future cash flows of a financial instrument will fluctuate because of changes in market interest rates. Floating rate instruments expose the Group to cash flow interest risk, whereas fixed interest rate instruments expose the Group to fair value interest risk.

The Group's interest risk policy requires it to manage the maturities of interest-bearing financial assets and interest-bearing financial liabilities. Interest on fixed interest rate instruments is priced at inception of the financial instrument and is fixed until maturity.

The Group has a concentration of interest rate risk in UK government bonds and other fixed-income securities.

The analysis that follows is performed for reasonably possible movements in key variables with all other variables held constant, showing the impact on profit before tax and equity. The correlation of variables will have a significant effect in determining the ultimate impact on interest rate risk, but to demonstrate the impact due to changes in variables, variables had to be changed on an individual basis. It should be noted that movements in these variables are non-linear.

Notes to the Consolidated Financial Statements *continued*

For the year ended 31 December 2024

4. FINANCIAL ASSETS *CONTINUED*

The impact of any movement in market values, such as those caused by changes in interest rates, is taken through other comprehensive income and has no impact on profit after tax.

At 31 December	Decrease in profit after tax		Decrease in total equity	
	2024 £'k	2023 £'k	2024 £'k	2023 £'k
Interest rate				
Impact of a 100-basis point increase in interest rates on debt securities at FVOCI	-	-	(3,250)	(2,758)
Impact of a 200-basis point increase in interest rates on debt securities at FVOCI	-	-	(6,499)	(5,516)

4.2.3. Fair value

ACCOUNTING POLICY

Fair value is the price that would be received to sell an asset or paid to transfer a liability in an orderly transaction between market participants at the measurement date, or in its absence, the most advantageous market to which the Group has access at that date.

The Group measures the fair value of an instrument using the quoted bid price in an active market for that instrument. A market is regarded as active if transactions for the asset take place with sufficient frequency and volume to provide pricing information on an ongoing basis.

The fair value of financial instruments traded in active markets is based on quoted market prices at the Statement of Financial Position date. A market is regarded as active if quoted prices are readily and regularly available from the stock exchange or pricing service, and those prices represent actual and regularly occurring market transactions on an arm's length basis. The quoted market price used for financial assets held by the Group is the closing bid price.

Fair value measurements are based on observable and unobservable inputs. Observable inputs reflect market data obtained from independent sources, while unobservable inputs reflect the Group's view of market assumptions in the absence of observable market information.

IFRS 13 requires certain disclosures which require the classification of financial assets and financial liabilities measured at fair value using a fair value hierarchy that reflects the significance of the inputs used in making the fair value measurement.

Disclosure of fair value measurements by level is according to the following fair value measurement hierarchy:

- **Level 1:** fair value is based on quoted market prices (unadjusted) in active markets for identical instruments as measured on reporting date
- **Level 2:** fair value is determined through inputs, other than quoted prices included in Level 1 that are observable for the assets and liabilities, either directly (prices) or indirectly (derived from prices)
- **Level 3:** fair value is determined through valuation techniques which use significant unobservable inputs

Notes to the Consolidated Financial Statements continued

For the year ended 31 December 2024

4. FINANCIAL ASSETS CONTINUED

Level 1

The fair value of financial instruments traded in active markets is based on quoted market prices at the Statement of Financial Position date. A market is regarded as active if quoted prices are readily and regularly available from the stock exchange or pricing service, and those prices represent actual and regularly occurring market transactions on an arm's length basis. The quoted market price used for financial assets held by the Group is the closing bid price. These instruments are included in Level 1 and comprise only debt securities classified as fair value through other comprehensive income.

Level 2

The fair value of financial instruments that are not traded in an active market is determined by using valuation techniques. These valuation techniques maximise the use of observable market data where it is available and rely as little as possible on entity-specific estimates. If all significant input required to fair value an instrument is observable, the instrument is included in Level 2. The Group has no Level 2 financial instruments.

Level 3

If one or more of the significant inputs are not based on observable market data, the instrument is included in Level 3. The Group has no Level 3 financial instruments.

The following table summarises the classification of financial instruments:

	Level 1 £'k	Level 2 £'k	Level 3 £'k	Total £'k
At 31 December 2024				
Assets held at fair value				
Debt securities held at FVOCI	311,184	-	-	311,184
Total	311,184	-	-	311,184
At 31 December 2023				
Assets held at fair value				
Debt securities held at FVOCI	264,679	-	-	264,679
Total	264,679	-	-	264,679

Transfers between levels

There have been no transfers between levels during the year (2023: no transfers).

Notes to the Consolidated Financial Statements continued

For the year ended 31 December 2024

4. FINANCIAL ASSETS CONTINUED

4.3. Receivables

ACCOUNTING POLICY

Classification

The Group classifies its receivables as at amortised cost only if both of the following criteria are met:

- The asset is held within a business model whose objective is to collect the contractual cash flows
- The contractual terms give rise to cash flows that are solely payments of principle and interest

Recognition and measurement

Receivables are initially recognised at fair value and subsequently measured at amortised cost using the effective interest method, less provision for expected credit losses.

Impairment

The Group measures loss allowances at an amount equal to lifetime ECL. To measure the expected credit losses, receivables have been grouped based on shared credit risk characteristics and the days past due to create the categories namely, performing, underperforming and not performing. The expected loss rates are based on the payment profiles of receivables over a period of 36 months before year end. The loss rates are adjusted to reflect current and forward-looking information on macro-economic factors, such as the socio-economic environment affecting the ability of the debtors to settle the receivables. Receivables that are 30 days or more past due are considered to be 'not performing' and the default rebuttable presumption of 90 days prescribed by IFRS 9 is not applied.

Performing

Customers have a low risk of default and a strong capacity to meet contractual cash flows.

Underperforming

Receivables for which there is a significant increase in credit risk. A significant increase in credit risk is presumed if interest and/or principal repayments are past due.

Not performing

Interest and/or principal repayments are 30 days past due.

Notes to the Consolidated Financial Statements continued

For the year ended 31 December 2024

4. FINANCIAL ASSETS CONTINUED

The Group's receivables comprise:

	Notes	2024 £'k	2023 £'k
Other debtors		32	87
Total		32	87

The estimated fair values of receivables are the discounted amounts of the estimated future cash flows expected to be received.

The carrying value of receivables approximates fair value. The provision for expected credit losses is based on the recoverability of the individual receivables.

The Group calculated ECL on receivables and has concluded that it is wholly immaterial and such further disclosure has not been included.

4.4. Credit risk

ACCOUNTING POLICY

Impairment of financial assets

At each reporting date, the Group assesses financial assets measured at amortised cost and debt securities at FVOCI for impairment. Under IFRS 9 a 'three-stage' model for calculating expected credit losses ("ECL") is used, and is based on changes in credit quality since initial recognition as summarised below:

Performing financial assets

- **Stage 1:** From initial recognition of a financial asset to the date on which an asset has experienced a significant increase in credit risk relative to its initial recognition, a stage 1 loss allowance is recognised equal to the credit losses expected to result from its default occurring over the earlier of the next 12 months or its maturity date ("12-month ECL").
- **Stage 2:** Following a significant increase in credit risk relative to the initial recognition of the financial asset, a stage 2 loss allowance is recognised equal to the credit losses expected from all possible default events over the remaining lifetime of the asset ("Lifetime ECL"). The assessment of whether there has been a significant increase in credit risk, such as an actual or significant change in instruments' external credit rating; significant widening of credit spread; changes in rates or terms of instrument; existing or forecast adverse change in business, financial or economic conditions that are expected to cause a significant change in the counterparty's ability to meet its debt obligations; requires considerable judgement, based on the lifetime probability of default ("PD"). Stage 1 and 2 allowances are held against performing loans; the main difference between stage 1 and stage 2 allowances is the time horizon. Stage 1 allowances are estimated using the PD with a maximum period of 12 months, while stage 2 allowances are estimated using the PD over the remaining lifetime of the asset.

Notes to the Consolidated Financial Statements continued

For the year ended 31 December 2024

4. FINANCIAL ASSETS CONTINUED

Impaired financial assets

- **Stage 3:** When a financial asset is considered to be credit-impaired, the allowance for credit losses ("ACL") continues to represent lifetime expected credit losses; however, interest income is calculated based on the amortised cost of the asset, net of the loss allowance, rather than its gross carrying amount.

Application of the impairment model

The Group applies IFRS 9's ECL model to two main types of financial assets that are measured at amortised cost or FVOCI:

- **Other receivables**, to which the simplified approach prescribed by IFRS 9 is applied. This approach requires the recognition of a lifetime ECL allowance on day one.
- **Debt securities**, to which the general three-stage model (described above) is applied, whereby a 12-month ECL is recognised initially and the balance is monitored for significant increases in credit risk which triggers the recognition of a lifetime ECL allowance.

ECLs are a probability-weighted estimate of credit losses. The probability is determined by the estimated risk of default which is applied to the cash flow estimates. On a significant increase in credit risk, from investment grade to non-investment grade, allowances are recognised without a change in the expected cash flows (although typically expected cash flows do also change) and expected credit losses are rebased from 12-month to lifetime expectations.

The measurement of ECLs considers information about past events and current conditions, as well as supportable information about future events and economic conditions.

Presentation of impairment

Loss allowances for financial assets measured at amortised cost are deducted from the gross carrying amount of the assets. For debt securities at FVOCI, the loss allowance is recognised in the Profit or Loss Account and accounted for as a transfer from OCI to Profit or Loss, instead of reducing the carrying amount of the asset.

Write-offs

Loans and debt securities are written off (either partially or in full) when there is no realistic prospect of the amount being recovered. This is generally the case when the Group concludes that the borrower does not have assets or sources of income that could generate sufficient cash flows to repay the amounts subject to the write-off.

Notes to the Consolidated Financial Statements continued

For the year ended 31 December 2024

4. FINANCIAL ASSETS CONTINUED

Exposure by credit rating

At 31 December 2024	AAA £'k	AA+ to AA- £'k	A+ to A- £'k	BBB+ to BBB- £'k	BB+ and below £'k	Not rated £'k	Total £'k
UK government bonds	-	112,793	-	-	-	-	112,793
Government-backed securities	98,963	4,304	-	-	-	-	103,267
Corporate bonds	1,127	20,050	57,270	16,677	-	-	95,124
Receivables	-	-	-	-	-	32	32
Cash and cash equivalents	13,140	51	18,123	-	-	-	31,314
Total	113,230	137,198	75,393	16,677	-	32	342,530

At 31 December 2023	AAA £'k	AA+ to AA- £'k	A+ to A- £'k	BBB+ to BBB- £'k	BB+ and below £'k	Not rated £'k	Total £'k
UK government bonds	-	107,040	-	-	-	-	107,040
Government-backed securities	81,942	-	-	-	-	-	81,942
Corporate bonds	-	4,153	51,020	20,524	-	-	75,697
Receivables	-	-	-	-	-	87	87
Cash and cash equivalents	22,189	51	12,839	-	-	-	35,079
Total	104,131	111,244	63,859	20,524	-	87	299,845

With the exception of receivables, all the Group's financial assets are investment grade (AAA to BBB).

Analysis of credit risk and allowance for ECL

The following table provides an overview of the allowance for ECL provided for on the types of financial assets held by the Group where credit risk is prevalent.

At 31 December 2024	Gross carrying amount £'k	Allowance for ECL £'k	Net amount £'k
Government bonds	112,793	(3)	112,790
Government-backed securities	103,267	(4)	103,263
Corporate bonds	95,124	(35)	95,089
Receivables	32	-	32
Cash and cash equivalents	31,314	-	31,314
Total	342,530	(42)	342,488

Notes to the Consolidated Financial Statements continued

For the year ended 31 December 2024

4. FINANCIAL ASSETS CONTINUED

At 31 December 2023	Gross carrying amount £'k	Allowance for ECL £'k	Net amount £'k
Government bonds	107,040	(3)	107,037
Government-backed securities	81,942	(4)	81,938
Corporate bonds	75,697	(30)	75,667
Receivables	87	-	87
Cash and cash equivalents	35,079	-	35,079
Total	299,845	(37)	299,808

4.5. Investment income

ACCOUNTING POLICY

Investment income from debt instruments classified as FVOCI are measured using the effective interest rate which allocates the interest income or interest expense over the expected life of the asset or liability at the rate that exactly discounts all estimated future cash flows to equal the instrument's initial carrying amount. Calculation of the effective interest rate takes into account fees payable or receivable that are an integral part of the instrument's yield, premiums or discounts on acquisition or issue, early redemption fees and transaction costs. All contractual terms of a financial instrument are considered when estimating future cash flows.

	2024 £'k	2023 £'k
Interest income on financial assets using effective interest rate method		
Interest income from debt securities	6,458	3,131
Interest income from cash and cash equivalents	1,468	644
Total	7,926	3,775

Notes to the Consolidated Financial Statements continued

For the year ended 31 December 2024

4. FINANCIAL ASSETS CONTINUED

4.6. Net gains/(losses) from fair value adjustments on financial assets

ACCOUNTING POLICY

Movements in the fair value of debt instruments classified as FVOCI are taken through OCI. When the instruments are derecognised, the cumulative gain or losses previously recognised in OCI is reclassified to Profit or Loss.

	2024 £'k	2023 £'k
Other comprehensive income		
Unrealised fair value gains on debt securities	3,769	9,278
Expected credit loss	5	6
Unrealised fair value gains on debt securities through Other Comprehensive Income	3,774	9,284
Net gains from fair value adjustments on financial assets	3,774	9,284

5. PAYABLES

ACCOUNTING POLICY

Payables are recognised when the Group has a contractual obligation to deliver cash or another financial asset to another entity, or a contractual obligation to exchange financial assets or financial liabilities with another entity under conditions that are potentially unfavourable to the entity. Payables are carried at amortised cost.

	2024 £'k	2023 £'k
Trade and other creditors	951	2,149
Other taxes	6,044	7,551
Total	6,995	9,700

Notes to the Consolidated Financial Statements continued

For the year ended 31 December 2024

6. LIQUIDITY RISK

Liquidity risk is the potential that obligations cannot be met as they fall due as a consequence of having a timing mismatch or inability to raise sufficient liquid assets without suffering a substantial loss on realisation. The Group manages its liquidity risk through both ensuring that it holds sufficient cash and cash equivalent assets to meet all short-term liabilities and matching, as far as possible, the maturity profile of its financial investments to the expected cash outflows.

The following table analyses the carrying value of cash and cash equivalents and financial assets, by contractual maturity, which can fund the repayment of liabilities as they crystallise. It also analyses the undiscounted cash flows of reinsurance contract assets held, based on the future expected cash flows to be received in the periods presented.

At 31 December 2024	Up to 1 year £'k	1 – 2 years £'k	2 – 3 years £'k	3 – 4 years £'k	4 – 5 years £'k	Over 5 years £'k	Total £'k
Cash and cash equivalents ⁽¹⁾	31,314	-	-	-	-	-	31,314
UK government bonds	11,810	32,790	19,855	30,628	17,710	-	112,793
Government-backed securities	39,740	38,861	7,929	6,034	10,703	-	103,267
Corporate bonds	37,546	20,366	11,347	19,091	6,230	544	95,124
Receivables	32	-	-	-	-	-	32
Reinsurance contract assets	56,652	31,084	18,558	19,662	15,631	60,644	202,231
Total	177,094	123,101	57,689	75,415	50,274	61,188	544,761

At 31 December 2023	Up to 1 year £'k	1 – 2 years £'k	2 – 3 years £'k	3 – 4 years £'k	4 – 5 years £'k	Over 5 years £'k	Total £'k
Cash and cash equivalents ⁽¹⁾	35,079	-	-	-	-	-	35,079
UK government bonds	22,008	8,513	32,136	13,374	31,009	-	107,040
Government-backed securities	57,722	13,914	3,327	5,601	1,378	-	81,942
Corporate bonds	8,987	37,000	12,953	10,216	6,541	-	75,697
Receivables	87	-	-	-	-	-	87
Reinsurance contract assets	68,215	30,182	23,361	14,267	12,142	49,425	197,592
Total	192,098	89,609	71,777	43,458	51,070	49,425	497,437

(1) Includes money market funds with no notice period for withdrawal

Notes to the Consolidated Financial Statements continued

For the year ended 31 December 2024

6. LIQUIDITY RISK CONTINUED

The following table analyses the undiscounted cash flows of insurance liabilities based on the future cash flows expected to be paid out in the periods presented, and payables by maturity dates.

	Up to 1 year £'k	1 – 2 years £'k	2 – 3 years £'k	3 – 4 years £'k	4 – 5 years £'k	Over 5 years £'k	Total £'k
At 31 December 2024							
Payables	6,995	-	-	-	-	-	6,995
Insurance contract liabilities ⁽²⁾	88,992	74,407	42,761	34,427	25,261	77,787	343,635
Total	95,987	74,407	42,761	34,427	25,261	77,787	350,630
At 31 December 2023							
Payables	9,700	-	-	-	-	-	9,700
Insurance contract liabilities ⁽²⁾	83,152	65,618	45,253	26,746	19,598	60,226	300,593
Total	92,852	65,618	45,253	26,746	19,598	60,226	310,293

(2) Excludes the liability for remaining coverage (unearned premium element) and effect of discounting

Management has considered the liquidity and cash generation of the Group and is satisfied that the Group will be able to meet all liabilities as they fall due.

Notes to the Consolidated Financial Statements continued

For the year ended 31 December 2024

7. OTHER INCOME

ACCOUNTING POLICY

Other income consists of brokerage fees resulting from the sale of ancillary products connected to the Group's direct business, and other non-insurance income such as administrative fees charged on direct business. Such income is recognised once the related service has been performed. Typically, this will be at the point of sale of the product.

	2024 £'k	2023 £'k
Administration fees	182	495
Brokerage and other fee income	558	737
Total	740	1,232

Brokerage and other fee income relates to auxiliary products and services, including brokerage and administration fees, all relating to the Motor Vehicle product.

8. OTHER OPERATING EXPENSES

	Notes	2024 £'k	2023 £'k
Employee expenses	8.1	15,426	13,869
Property expenses		500	689
IT expense, including IT depreciation		6,756	5,961
Other depreciation		113	59
Industry levies		5,994	5,936
Policy servicing costs		3,153	2,491
Other operating expenses		3,399	3,328
Movement in expected credit loss on debt securities		5	6
Impairment loss on owner occupied properties		-	333
Before adjustment for directly attributable claims expenses		35,346	32,672
Adjusted for:			
Reclassification of directly attributable claims expenses		(7,041)	(6,085)
Total operating expenses		28,305	26,587

Notes to the Consolidated Financial Statements continued

For the year ended 31 December 2024

8. OTHER OPERATING EXPENSES CONTINUED

8.1. Employee expenses

ACCOUNTING POLICY

A. Pensions

For staff who were employees on 8 February 2002, the Group operates a non-contributory defined contribution Group personal pension scheme. The contribution by the Group depends on the age of the employee.

For employees joining since 8 February 2002, the Group operates a matched contribution Group personal pension scheme where the Group contributes an amount matching the contribution made by the staff member.

Contributions to defined contribution schemes are recognised in the Profit or Loss Account in the period in which they become payable.

B. Share-based payments

The fair value of equity instruments granted under share-based payment plans are recognised as an expense and spread over the vesting period of the instrument. The total amount to be expensed is determined by reference to the fair value of the awards made at the grant date, excluding the impact of any non-market vesting conditions. Depending on the plan, the fair value of equity instruments granted is measured on grant date using an appropriate valuation model or the market price on grant date. At the date of each Statement of Financial Position, the Group revises its estimate of the number of equity instruments that are expected to become exercisable. It recognises the impact of the revision of original estimates, if any, in the Profit or Loss Account, and a corresponding adjustment is made to equity over the remaining vesting period. The fair value of the awards and ultimate expense are not adjusted on a change in market vesting conditions during the vesting period.

C. Leave pay

Employee entitlement to annual leave is recognised when it accrues to employees. An accrual is made for the estimated liability for annual leave as a result of services rendered by employees up to the Statement of Financial Position date.

The aggregate remuneration of those employed by the Group's operations comprised:

	2024 £'k	2023 £'k
Wages and salaries	11,332	10,079
Social security expenses	1,464	1,276
Contributions to defined contribution plans	598	557
Equity-settled share-based payment	1,607	1,606
Other employee expenses	425	351
Before adjustment for directly attributable claims expenses	15,426	13,869
Adjusted for:		
Reclassification of directly attributable claims expenses	(4,799)	(4,146)
Employee expenses	10,627	9,723

Notes to the Consolidated Financial Statements continued

For the year ended 31 December 2024

8. OTHER OPERATING EXPENSES CONTINUED

8.2. Number of employees

The table below analyses the average monthly number of persons employed by the Group's operations.

	2024	2023
Operations	134	129
Support	31	28
Total	165	157

8.3. Directors' remuneration

Amounts paid to Directors are disclosed within the Annual Report on Directors' Remuneration on pages 105 to 117.

8.4. Auditor's remuneration

The table below analyses the Auditor's remuneration in respect of the Group's operations.

	2024 £'k	2023 £'k
Audit of these financial statements	205	195
Audit of financial statements of subsidiaries of the Group	253	251
Audit fees in relation to IFRS 17 transition	-	190
Total audit fees	458	636
Fees for non-audit services - Audit-related assurance services	89	105
Fees for non-audit services - Other non-audit services	-	-
Total non-audit fees	89	105
Total auditor remuneration	547	741

The above fees exclude irrecoverable VAT of 20%.

Notes to the Consolidated Financial Statements continued

For the year ended 31 December 2024

9. PROPERTY, PLANT AND EQUIPMENT

Property, plant and equipment consists of owned and leased assets that do not meet the definition of investment property.

	2024 £'k	2023 £'k
Owner-occupied property	3,600	3,600
Office equipment	539	652
IT equipment	65	136
Total	4,204	4,388

ACCOUNTING POLICY

A. Owner-occupied property

Owner-occupied properties are held by the Group for use in the supply of services or, for its own administration purposes.

Owner-occupied property is held at fair value. Increases in the carrying amount of owner-occupied properties as a result of revaluations are credited to other comprehensive income and accumulated in a revaluation reserve in equity. To the extent that a revaluation increase reverses a revaluation decrease that was previously recognised as an expense in Profit or Loss, such increase is credited to income in Profit or Loss. Decreases in valuation are charged to Profit or Loss, except to the extent that a decrease reverses the existing accumulated revaluation reserve and therefore such a decrease is recognised in other comprehensive income.

A fair value assessment of the owner-occupied property is undertaken at each reporting date with any material changes in fair value recognised. Valuation is at highest and best use. Owner-occupied property is also revalued by an external qualified surveyor, at least every three years. UK properties do not have frequent and volatile fair value changes and, as such, more frequent revaluations are considered unnecessary, as only insignificant changes in fair value is expected.

Owner-occupied land is not depreciated. As the depreciation of owner-occupied buildings is immaterial and properties are revalued every three years by an external qualified surveyor, no depreciation is charged on owner-occupied buildings.

B. Office and IT equipment

Office and IT equipment are stated at historical cost less accumulated depreciation and impairment charges. Historical cost includes expenditure that is directly attributable to the acquisition of property and equipment.

Depreciation is calculated on the difference between the cost and residual value of the asset and is charged to the Profit or Loss Account over the estimated useful life of each significant part of an item of fixtures, fittings and IT equipment, using the straight-line basis.

Estimate useful lives are as follows:

Office equipment	3 to 10 years
IT equipment	3 to 5 years

Notes to the Consolidated Financial Statements continued

For the year ended 31 December 2024

9. PROPERTY, PLANT AND EQUIPMENT CONTINUED

The assets' residual values and useful lives are reviewed at each Statement of Financial Position date and adjusted if appropriate. An asset's carrying amount is written down to its recoverable amount if the asset's carrying amount is greater than its estimated recoverable amount. Gains and losses on disposals are determined by comparing the proceeds with the carrying amount of the assets and are included in Profit or Loss before tax.

Repairs and maintenance costs are charged to the Profit or Loss Account during the financial year in which they are incurred. The cost of major renovations is included in the carrying amount of the asset when it is probable that future economic benefits from the renovations will flow to the Group.

	Owner-occupied £'k	Office equipment £'k	IT equipment £'k	Total £'k
Cost/Valuation				
At 1 January 2024	4,358	720	487	5,565
Additions/Improvements	-	-	-	-
Disposals	-	-	-	-
Revaluation	-	-	-	-
At 31 December 2024	4,358	720	487	5,565
Accumulated depreciation and impairment				
At 1 January 2024	758	68	351	1,177
Depreciation charge for the year	-	113	71	184
Disposals	-	-	-	-
Impairment losses on revaluation	-	-	-	-
At 31 December 2024	758	181	422	1,361
Carrying amount				
At 31 December 2024	3,600	539	65	4,204

Notes to the Consolidated Financial Statements continued

For the year ended 31 December 2024

9. PROPERTY, PLANT AND EQUIPMENT CONTINUED

	Owner-occupied £'k	Office equipment £'k	IT equipment £'k	Total £'k
Cost/Valuation				
At 1 January 2023	4,250	41	409	4,700
Additions/Improvements	908	679	78	1,665
Disposals	-	-	-	-
Revaluation	(800)	-	-	(800)
At 31 December 2023	4,358	720	487	5,565
Accumulated depreciation and impairment				
At 1 January 2023	425	9	270	704
Depreciation charge for the year	-	59	81	140
Disposals	-	-	-	-
Impairment losses on revaluation	333	-	-	333
At 31 December 2023	758	68	351	1,177
Carrying amount				
At 31 December 2023	3,600	652	136	4,388

All items disposed where either donated to charity or recycled at £NIL.

The Group holds two owner-occupied properties, Sabre House and The Old House, which are both managed by the Group. In accordance with the Group's accounting policies, owner-occupied buildings are not depreciated. The properties are measured at fair value which is arrived at on the basis of a valuation carried out on 16 October 2023 by Hurst Worne and Partners LLP. The valuation was carried out on an open-market basis in accordance with the Royal Institution of Chartered Surveyors' requirements, which is deemed to equate to fair value. While transaction evidence underpins the valuation process, the definition of market value, including the commentary, in practice requires the valuer to reflect the realities of the current market. In this context valuers must use their market knowledge and professional judgement and not rely only upon historical market sentiment based on historical transactional comparables.

Notes to the Consolidated Financial Statements continued

For the year ended 31 December 2024

9. PROPERTY, PLANT AND EQUIPMENT CONTINUED

The fair value of the owner-occupied properties was derived using the investment method supported by comparable evidence. The significant non-observable inputs used in the valuations are the expected rental values per square foot and the capitalisation rates. The fair value of the owner-occupied properties valuation would increase (decrease) if the expected rental values per square foot were to be higher (lower) and the capitalisation rates were to be lower (higher).

The fair value measurement of owner-occupied properties of £3,600k (2023: £3,600k) has been categorised as a Level 3 fair value based on the non-observable inputs to the valuation technique used.

The following table shows reconciliation to the closing fair value for the Level 3 owner-occupied property at valuation:

	2024 £'k	2023 £'k
At 1 January	3,600	3,825
Additions/Improvements	-	908
Revaluation losses	-	(800)
Impairment losses	-	(333)
At 31 December	3,600	3,600

The fair value of owner-occupied properties includes a revaluation reserve of £NIL (2023: £NIL) (excluding tax impact) and is not distributable.

Revaluation losses are charged against the related revaluation reserve to the extent that the decrease does not exceed the amount held in the revaluation surplus in respect of the same asset. Any additional losses are charged as an impairment loss in the Profit or Loss Account. Reversal of such impairment losses in future periods will be credited to the Profit or Loss Account to the extent losses were previously charged to the Profit or Loss Account.

The table below shows the impact a 15% decrease in property markets will have on the Group's profit after tax and equity:

	Decrease in profit after tax		Decrease in total equity	
	2024 £'k	2023 £'k	2024 £'k	2023 £'k
Owner-occupied property				
Impact of a 15% decrease in property markets	(405)	(309)	(405)	(309)

Historical cost model values

If owner-occupied properties were carried under the cost model (historical costs, less accumulated depreciation and impairment losses), the value of owner-occupied properties in the balance sheet would have been £3,229k (2023: £3,349k).

Notes to the Consolidated Financial Statements continued

For the year ended 31 December 2024

10. INCOME TAX EXPENSE

ACCOUNTING POLICY

The income tax expense in the Profit or Loss Account is based on the taxable profits for the year. It is Group policy to relieve profits where possible by the surrender of losses from Group companies with payment for value.

	2024 £'k	2023 £'k
Current taxation		
Charge for the year	12,157	4,444
Charge relating to prior periods	570	-
	12,727	4,444
Deferred taxation (Note 11)		
Origination and reversal of temporary differences	(126)	1,104
	(126)	1,104
Current taxation	12,727	4,444
Deferred taxation (Note 11)	(126)	1,104
Income tax expense	12,601	5,548

Tax recorded in Other Comprehensive Income is as follows:

	2024 £'k	2023 £'k
Current taxation	-	31
Deferred taxation	549	599
	549	630

Notes to the Consolidated Financial Statements continued

For the year ended 31 December 2024

10. INCOME TAX EXPENSE CONTINUED

The actual income tax expense differs from the expected income tax expense computed by applying the standard rate of UK corporation tax of 25.0% (2023: 23.5%) as follows:

	2024 £'k	2023 £'k
Profit before tax	48,562	23,613
Expected income tax expense	12,141	5,548
Effect of:		
Expenses not deductible for tax purposes	(86)	12
Adjustment of deferred tax to average rate of 25%	-	(1)
Adjustment in respect of prior periods	570	-
Other income tax adjustments	(24)	(1)
Income tax expense for the year	12,601	5,548
Effective income tax rate	25.9%	23.5%

Notes to the Consolidated Financial Statements continued

For the year ended 31 December 2024

11. DEFERRED TAX

ACCOUNTING POLICY

Deferred tax is recognised in respect of all temporary differences that have originated but not reversed at the balance sheet date where transactions or events have occurred at that date that will result in an obligation to pay more, or a right to pay less or to receive more, tax, with the following exception.

Deferred tax assets are recognised only to the extent that the Directors consider that it is more likely than not that there will be suitable taxable profits from which the future reversal of the underlying timing differences can be deducted.

	Provisions and other temporary differences £'k	Depreciation in excess of capital allowances £'k	Share-based payments £'k	Fair value movements in debt securities at FVOCI £'k	Movement in insurance finance reserve £'k	Total £'k
At 1 January 2023	-	(20)	253	4,151	(1,993)	2,391
(Debit)/Credit to the Profit or Loss	-	(160)	215	(6)	(1,153)	(1,104)
(Debit)/Credit to Other Comprehensive Income	-	-	-	(2,149)	1,550	(599)
At 31 December 2023	-	(180)	468	1,996	(1,596)	688
(Debit)/Credit to the Profit or Loss	-	43	88	(5)	-	126
(Debit)/Credit to Other Comprehensive Income	-	-	-	(944)	395	(549)
At 31 December 2024	-	(137)	556	1,047	(1,201)	265
					2024 £'k	2023 £'k
Per Statement of Financial Position:						
Deferred tax assets					1,603	2,464
Deferred tax liabilities					(1,338)	(1,776)
					265	688

Notes to the Consolidated Financial Statements continued

For the year ended 31 December 2024

12. DIVIDENDS

ACCOUNTING POLICY

Dividend distribution to the Group's shareholders is recognised as a liability in the Group's financial statements in the period in which the dividend is approved.

	2024		2023	
	pence per share	£'k	pence per share	£'k
Amounts recognised as distributions to equity holders in the period				
Interim dividend for the current year	1.7	4,227	0.9	2,238
Final dividend for the prior year	8.1	20,122	1.7	4,228
	9.8	24,349	2.6	6,466
Proposed dividends				
Final dividend ⁽¹⁾	11.3	28,250	8.1	20,250

(1) Subsequent to 31 December 2024, the Directors declared a final dividend for 2024 of 11.3p per ordinary share subject to approval at Annual General Meeting. This dividend will be accounted for as an appropriation of retained earnings in the year ended 31 December 2024 and is not included as a liability in the Statement of Financial Position as at 31 December 2024.

The trustees of the employee share trusts waived their entitlement to dividends on shares held in the trusts to meet obligations arising on share incentive schemes, which reduced the dividends paid for the year ended 31 December 2024 by £151k (2023: £34k).

13. OTHER ASSETS

	2024 £'k	2023 £'k
Prepayments and accrued income	778	774
Total	778	774

The carrying value of other assets approximates to fair value. There are no amounts expected to be recovered more than 12 months after the reporting date.

Notes to the Consolidated Financial Statements *continued*

For the year ended 31 December 2024

14. GOODWILL

ACCOUNTING POLICY

Goodwill has been recognised in acquisitions of subsidiaries and represents the difference between the cost of the acquisition and the fair value of the net identifiable assets acquired. Goodwill is stated at cost less any accumulated impairment losses.

Impairment of goodwill

The Group performs an annual impairment review which involves comparing the carrying amount to the estimated recoverable amount and recognising an impairment loss if the recoverable amount is lower than the carrying amount. Impairment losses are recognised through the Profit or Loss Account and are not subsequently reversed.

The recoverable amount is the greater of the fair value of the asset less costs to sell and the value in use.

The value in use calculations use cash flow projections based on financial budgets approved by management.

On 3 January 2014, the Group acquired Binomial Group Limited, the parent of Sabre Insurance Company Limited, for a consideration of £245,485k satisfied by cash. As from 1 January 2014, the date of transition to IFRS, goodwill was no longer amortised but is subject to annual impairment testing. Impairment testing involves comparing the carrying value of the net assets and goodwill against the recoverable amount.

The goodwill recorded in respect of this transaction at the date of acquisition was £156,279k. There has been no impairment to goodwill since this date, and no additional goodwill has been recognised by the Group.

The Group performed its annual impairment test as at 31 December 2024 and 31 December 2023. The Group considers the relationship between the Group's market capitalisation and the book value of its subsidiary undertakings, among other factors, when reviewing for indicators of impairment.

Key assumptions

The valuation uses fair value less cost to sell. The key assumption on which the Group has based this value is:

The market capitalisation of the Group as at 31 December 2024 of £345,000k (31 December 2023: £378,500k).

The Directors concluded that the recoverable amount of the business unit would remain in excess of its carrying value even after reasonably possible changes in the key inputs and assumptions affecting its market value, such as a significant fall in demand for its products or a significant adverse change in the volume of claims and increase in other expenses, before the recoverable amount of the business unit would reduce to less than its carrying value. Therefore, the Directors are of the opinion that there are no indicators of impairment as at 31 December 2024.

Notes to the Consolidated Financial Statements continued

For the year ended 31 December 2024

15. SHARE CAPITAL

	2024 £'k	2023 £'k
Authorised share capital		
250,000,000 Ordinary Shares of £0.001 each	250	250
Issued Ordinary Share capital (fully paid up):		
250,000,000 Ordinary Shares of £0.001 each	250	250

All shares are unrestricted and carry equal voting rights.

Own shares

Own shares are shares in Sabre Insurance Group plc that are held by the Sabre Insurance Group Employee Benefit Trust ("EBT") for the purpose of issuing shares under the Group's equity-settled share-based schemes (refer to Note 16 for further information).

	Shares bought/(sold) on open market	
	Number of shares	£
As at 31 December 2022	1,431,576	2,809,506
Acquisition of shares by the EBT	435,758	631,940
Disposal of shares by the EBT	-	-
Employee share scheme issue	(278,084)	(320,912)
As at 31 December 2023	1,589,250	3,120,534
Acquisition of shares by the EBT	986,377	1,483,654
Disposal of shares by the EBT	-	-
Employee share scheme issue	(612,919)	(1,491,750)
As at 31 December 2024	1,962,708	3,112,438
In thousands		£'k
31 December 2023		3,121
31 December 2024		3,112

Shares issued to employees are recognised on a first-in-first-out basis.

Notes to the Consolidated Financial Statements continued

For the year ended 31 December 2024

15. SHARE CAPITAL CONTINUED

As at 31 December 2024, The Sabre Insurance Group Employee Benefit Trust held 1,962,708 (2023: 1,589,250) of the 250,000,000 issued Ordinary Shares with a nominal value of £1,962.71 (2023: £1,589.25) in connection with the operation of the Group's share plans. Refer to Notes 16 and 17 for additional information on own shares held.

16. SHARE-BASED PAYMENTS

The Group operates equity-settled share-based schemes for all employees in the form of a Long Term Incentive Plan ("LTIP"), Deferred Bonus Plan ("DBP") and Share Incentive Plans ("SIP"), including Free Shares and Save As You Earn ("SAYE"). The shares are in the ultimate Parent Company, Sabre Insurance Group plc.

The Group recognised a total expense in the Profit or Loss for the year ended 31 December 2024 of £1,607k (2023: £1,606k), relating to equity-settled share-based plans.

Long Term Incentive Plan ("LTIP")

The LTIP is a discretionary share plan, under which the Board may grant share-based awards ("LTIP Awards") to incentivise and retain eligible employees.

LTIP Awards - Restricted Share Awards ("RSAs")

From 2021, the Group no longer issues awards under the LTIP Awards with performance conditions, but instead issues RSAs.

The RSAs are structured as nil-cost rewards, to receive free shares on vesting. Shares will normally vest three years after grant date, subject to continued employment and the satisfaction of pre-determined underpins. Awards are also subject to an additional two-year holding period, so that the total time prior to any potential share sale (except to meet any tax liabilities arising from the award) will generally be five years.

The total number of shares awarded under the scheme was 935,780 (2023: 1,244,964) with an estimated fair value at grant date of £1,581k (2023: £1,484k). The fair value is based on the closing share price on the grant date.

Future dividends are accrued separately and are not reflected in the fair value of the grant.

Notes to the Consolidated Financial Statements continued

For the year ended 31 December 2024

16. SHARE-BASED PAYMENTS CONTINUED

The table below details the movement in the RSA:

	Number of shares	Weighted Average Exercise Price
Outstanding at 1 January 2023	982,258	NIL
Granted	1,244,964	NIL
Forfeited	-	NIL
Vested	-	NIL
Outstanding at 31 December 2023	2,227,222	NIL
Granted	935,780	NIL
Forfeited	(40,863)	NIL
Vested	(441,684)	NIL
Outstanding at 31 December 2024	2,680,455	NIL

The average unexpired life of RSAs is 1.3 years (2023: 1.4 years).

Deferred Bonus Plan ("DBP")

To encourage behaviour which does not benefit short-term profitability over longer-term value, Directors and some key staff were awarded shares in lieu of a bonus, to be deferred for two years, using the market value at the grant date. The total number of shares awarded under the scheme was 218,033 (2023: NIL) with an estimate fair value of £374k (2023: £NIL). Of this award, the number of shares awarded to Directors and Persons Discharging Managerial Responsibilities ("PDMRs") was 204,392 (2023: NIL) with an estimated fair value of £351k (2023: £NIL). Fair values are based on the share price at grant date. All shares are subject to a two-year service period and are not subject to performance conditions.

Future dividends are accrued separately and are not reflected in the fair value of the grant.

The DBP is recognised in the Profit or Loss Account on a straight-line basis over a period of two years from grant date.

Share Incentive Plans ("SIPs")

The Sabre SIPs provide for the award of free Sabre Insurance Group plc shares, Partnership Shares (shares bought by employees under the matching scheme), Matching Shares (free shares given by the employer to match partnership shares) and Dividend Shares (shares bought for employees with proceeds of dividends from partnership shares). The shares are owned by the Employee Benefit Trust to satisfy awards under the plans. These shares are either purchased on the market and carried at fair value or issued by the Parent Company to the trust.

Notes to the Consolidated Financial Statements continued

For the year ended 31 December 2024

16. SHARE-BASED PAYMENTS CONTINUED

Matching Shares

The Group has a Matching Shares scheme under which employees are entitled to invest between £10 and £150 each month through the share trust from their pre-tax pay. The Group supplements the number of shares purchased by giving employees 1 free matching share for every 3 shares purchased up to £1,800. Matching shares are subject to a three-year service period before the matching shares are awarded. Dividends are paid on shares, including matching shares, held in the trust by means of dividends shares. The fair value of such awards is estimated to be the market value of the awards on grant date.

In the year ended 31 December 2024, 11,464 (2023: 16,017) matching shares were granted to employees with an estimated fair value of £16k (2023: £24k).

As at 31 December 2024, 48,134 (2023: 40,940) matching shares were held on behalf of employees with an estimated fair value of £66k (2023: £62k). The average unexpired life of Matching Share awards is 1.5 years (2023: 1.8 years).

Save as You Earn ("SAVE")

The SAVE scheme allows employees to enter into a regular savings contract of between £5 and £500 per month over a three-year period, coupled with a corresponding option over shares. The grant price is equal to 80% of the quoted market price of the shares on the invitation date. The participants of the SAVE scheme are not entitled to dividends and therefore dividends are excluded from the valuation of the SAVE scheme.

Estimated fair value of options at grant date:

SAYE 2022: 40 pence

SAYE 2023: 49 pence

SAYE 2024: 33 pence

The following table lists the inputs to the Black-Scholes model used to value the awards granted in respect of the 2024 SAYE scheme.

	2024 SAYE
Share price at grant date	172.2 pence
Expected term	3 years
Expected volatility ⁽¹⁾	30.2%
Continuously compounded risk-free rate	1.5%
Continuously compounded dividend yield	6.0%
Strike price at grant date	141.8 pence

(1) Volatility has been estimated using the historical daily average volatility of the share price of the Group for the year immediately preceding the grant date

Notes to the Consolidated Financial Statements continued

For the year ended 31 December 2024

16. SHARE-BASED PAYMENTS CONTINUED

The table below details the movement in the SAYE scheme:

	Number of shares	Weighted Average Exercise Price
Outstanding at 1 January 2023	350,231	2.00
Granted	768,616	0.85
Forfeited	(260,442)	NIL
Vested	-	NIL
Outstanding at 31 December 2023	858,405	1.33
Granted	102,880	1.42
Forfeited	(49,001)	NIL
Vested	-	NIL
Outstanding at 31 December 2024	912,284	0.99

The average unexpired life of SAYE scheme is 1.5 years (2023: 1.5 years)

17. RESERVES

Own shares

Sabre Insurance Group plc established an Employee Benefit Trust ("EBT") in 2017 in connection with the operation of its share plans. The investment in own shares as at 31 December 2024 was £3,112k (2023: £3,121k). The market value of the shares in the EBT as at 31 December 2024 was £2,709k (2023: £2,406k).

Merger reserve

Sabre Insurance Group plc was incorporated as a limited company on 21 September 2017. On 11 December 2017, immediately prior to the Group's listing on the London Stock Exchange, Sabre Insurance Group plc acquired the entire share capital of the former ultimate Parent Company of the Group, Barbados TopCo Limited ("TopCo"). As a result, Sabre Insurance Group plc became the ultimate parent of the Sabre Insurance Group. The merger reserve resulted from this corporate reorganisation.

FVOCI reserve

The FVOCI reserve records the unrealised gains and losses arising from changes in the fair value of debt securities at FVOCI. The movements in this reserve are detailed in the Consolidated Statement of Comprehensive Income.

Notes to the Consolidated Financial Statements continued

For the year ended 31 December 2024

17. RESERVES CONTINUED

Revaluation reserve

The revaluation reserve records the fair value movements of the Group's owner-occupied properties. Refer to Note 9 for more information on the revaluation of owner-occupied properties.

Insurance/Reinsurance finance reserve

The insurance finance reserve comprises the cumulative insurance finance income and expenses recognised in Other Comprehensive Income.

Share-based payments reserve

The Group's share-based payments reserve records the value of equity-settled share-based payment benefits provided to the Group's employees as part of their remuneration that has been charged through the income statement. Refer to Note 16 for more information on share-based payments.

18. RELATED PARTY TRANSACTIONS

Sabre Insurance Group plc is the ultimate parent and ultimate controlling party of the Group. The following entities included below form the Group.

Name	Principal business	Registered address
Entities in which the Group holds 100% of the issued share capital		
Binomial Group Limited	Intermediate holding company	Sabre House, 150 South Street, Dorking, Surrey, United Kingdom, RH4 2YY
Sabre Insurance Company Limited	Motor insurance underwriter	Sabre House, 150 South Street, Dorking, Surrey, United Kingdom, RH4 2YY
Other controlled entities		
Sabre 2017 Share Incentive Plan	Employee Benefit Trust	Aspect House, Spencer Road, Lancing, West Sussex, BN99 6DA
The Sabre Insurance Group Employee Benefit Trust	Employee Benefit Trust	Ocorian, 26 New Street, St Helier, Jersey, JE2 3RA

Notes to the Consolidated Financial Statements continued

For the year ended 31 December 2024

18. RELATED PARTY TRANSACTIONS CONTINUED

No single party holds a significant influence (>20%) over Sabre Insurance Group plc.

Both Employee Benefit Trusts ("EBTs") were established to assist in the administration of the Group's employee equity-based compensation schemes. The UK registered EBT holds the all-employee SIP. The Jersey-registered EBT holds the Long Term Incentive Plan ("LTIP") and Deferred Bonus Plan ("DBP").

While the Group does not have legal ownership of the EBTs and the ability of the Group to influence the actions of the EBTs is limited to a trust deed, the EBT was set up by the Group with the sole purpose of assisting in the administration of these schemes, and is in essence controlled by the Group and therefore consolidated.

During the period ended 31 December 2024, the Group donated no shares to the EBTs (2023: NIL).

Key management compensation

Key management includes Executive Directors, Non-executive Directors and Directors of subsidiaries which the Group considers to be senior management personnel. Further details of Directors' shareholdings and remuneration can be found in the Annual Report on Directors' Remuneration on pages 105 to 117.

The aggregate amount paid to Directors during the year was as follows.

	2024 £'k	2023 £'k
Remuneration	3,428	2,660
Contributions to defined contribution pension scheme	10	9
Shares granted under LTIP	954	912
Total	4,392	3,581

Notes to the Consolidated Financial Statements continued

For the year ended 31 December 2024

19. EARNINGS PER SHARE

Basic earnings per share

	2024		2023	
	After tax £'k	Per share pence	After tax £'k	Per share pence
Profit for the year attributable to ordinary shareholders	35,961	14.48	18,065	7.27

Diluted earnings per share

	2024		
	After tax £'k	Weighted average number of shares (000s)	Per share pence
Profit for the year attributable to ordinary shareholders	35,961	248,419	14.48
Net share awards allocable for no further consideration		1,880	(0.11)
Total diluted earnings		250,299	14.37

	2023		
	After tax £'k	Weighted average number of shares (000s)	Per share pence
Profit for the year attributable to ordinary shareholders	18,065	248,636	7.27
Net share awards allocable for no further consideration		2,201	(0.07)
Total diluted earnings		250,837	7.20

20. EVENTS AFTER THE BALANCE SHEET DATE

Other than the declaration of a final dividend as disclosed in Note 12, there have been no material changes in the affairs or financial position of the Group and its subsidiaries since the Statement of Financial Position date.

Parent Company Statement of Financial Position

As at 31 December 2024

	Notes	2024 £'k	2023 £'k
Assets			
Cash and cash equivalents		282	23
Receivables	2	27	41
Other assets		11	32
Investments	3	453,213	451,606
Total assets		453,533	451,702
Liabilities			
Payables	4	721	-
Other liabilities		109	380
Total liabilities		830	380
Equity			
Share capital		250	250
Own shares		(3,112)	(3,121)
Merger reserve		236,949	236,949
Share-based payments reserve		2,620	2,686
Retained earnings		215,996	214,558
Total equity		452,703	451,322
Total liabilities and equity		453,533	451,702

No income statement is presented for Sabre Insurance Group plc as permitted by section 408 of the Companies Act 2006. The profit after tax of the Parent Company for the period was £25,604k (2023: £7,437k profit after tax).

The attached notes on pages 136 to 199 form an integral part of these financial statements.

The financial statements on pages 200 to 207 were approved by the Board of Directors and authorised for issue on 17 March 2025.

Signed on behalf of the Board of Directors by:



ADAM WESTWOOD
Chief Financial Officer

Parent Company Statement of Changes in Equity

For the year ended 31 December 2024

	Share capital £'k	Own shares £'k	Merger reserve £'k	Share-based payments reserve £'k	Retained earnings £'k	Total equity £'k
Balance as at 31 December 2022	250	(2,810)	236,949	2,407	212,581	449,377
Profit for the period attributable to the owners of the Company	-	-	-	-	7,437	7,437
Share-based payment expense	-	-	-	279	1,006	1,285
Net movement in own shares	-	(311)	-	-	-	(311)
Dividends paid	-	-	-	-	(6,466)	(6,466)
Balance as at 31 December 2023	250	(3,121)	236,949	2,686	214,558	451,322
Profit for the period attributable to the owners of the Company	-	-	-	-	25,604	25,604
Share-based payment expense	-	-	-	(66)	183	117
Net movement in own shares	-	9	-	-	-	9
Dividends paid	-	-	-	-	(24,349)	(24,349)
Balance as at 31 December 2024	250	(3,112)	236,949	2,620	215,996	452,703

Parent Company Statement of Cash Flows

For the year ended 31 December 2024

	2024 £'k	2023 £'k
CASH FLOWS FROM OPERATING ACTIVITIES		
Profit before tax for the year	25,604	7,437
Operating cash flows before movements in working capital	25,604	7,437
<i>Movements in working capital:</i>		
Change in receivables	14	(38)
Change in other assets	22	179
Change in payables	721	(1,607)
Change in other liabilities	(269)	289
Net cash generated/(used) from operating activities	26,092	6,260
CASH FLOWS FROM FINANCING ACTIVITIES		
Net cash used in acquiring and disposing of own shares	(1,484)	(632)
Dividends paid	(24,349)	(6,466)
Net cash generated/(used) by financing activities	(25,833)	(7,098)
Net increase/(decrease) in cash and cash equivalents	259	(838)
Cash and cash equivalents at the beginning of the year	23	861
Cash and cash equivalents at the end of the year	282	23

Notes To The Parent Company Financial Statements

For the year ended 31 December 2024

1. ACCOUNTING POLICIES

The principal accounting policies applied in the preparation of these Consolidated and Company Financial Statements are included in the specific notes to which they relate. These policies have been consistently applied to all the years presented, unless otherwise indicated.

1.1. Basis of preparation

These financial statements present the Sabre Insurance Group plc Company financial statements for the period ended 31 December 2024, comprising the Parent Company Statement of Financial Position, Parent Company Statement of Changes in Equity, Parent Company Statement of Cash Flows, and related notes.

The financial statements of the Company have been prepared in accordance with UK-adopted international accounting standards, comprising International Accounting Standards ("IAS") and International Financial Reporting Standards ("IFRS"), and the requirements of the Companies Act 2006. Endorsement of accounting standards is granted by the UK Endorsement Board ("UKEB").

In accordance with the exemption permitted under section 408 of the Companies Act 2006, the Company's Profit or Loss Account and related notes have not been presented in these separate financial statements.

The financial statements are prepared in accordance with the going concern principle using the historical cost basis, except for those financial assets that have been measured at fair value.

The financial statements values are presented in pounds sterling (£) rounded to the nearest thousand (£'k), unless otherwise indicated.

The accounting policies that are used in the preparation of these separate financial statements are consistent with the accounting policies used in the preparation of the consolidated financial statements of Sabre Insurance Group plc as set out in those financial statements.

As permitted by section 408 of the Companies Act 2006, the Statement of Comprehensive Income of the Parent Company is not presented. The additional accounting policies that are specific to the separate financial statements of the Company are set out below.

2. RECEIVABLES

	2024 £'k	2023 £'k
Due within one year		
Amounts due from Group undertakings	-	14
Other debtors	27	27
As at 31 December	27	41

Notes To The Parent Company Financial Statements continued

For the year ended 31 December 2024

3. INVESTMENTS

The Company's financial assets are summarised below:

	2024 £'k	2023 £'k
Investment in subsidiary undertakings	453,213	451,606
Total	453,213	451,606

3.1. Investment in subsidiary undertakings

ACCOUNTING POLICY - INVESTMENT IN SUBSIDIARY UNDERTAKINGS

Investment in subsidiaries is stated at cost less any impairment.

	2024 £'k	2023 £'k
As at 1 January	451,606	450,000
Additions	1,607	1,606
As at 31 December	453,213	451,606

The only operating insurance subsidiary of the Company is Sabre Insurance Company Limited, from which the value of the Group is wholly derived, as there are no other trading entities within the Group. The Company performed its annual impairment test as at 31 December 2024 and 31 December 2023. The Company considers the relationship between the Group's market capitalisation and the book value of its subsidiary undertakings, among other factors, when reviewing for indicators of impairment. As at 31 December 2024 and 31 December 2023, the Company's securities were traded on a liquid market; therefore, market capitalisation could be used as an indicator of value.

Having carried out this assessment, the Board concluded, on the basis of the cautious assumptions outlined below, that the value in use is higher than the current carrying value of the investment in subsidiary and no impairment is necessary.

Notes To The Parent Company Financial Statements continued

For the year ended 31 December 2024

3. INVESTMENTS CONTINUED

Key assumptions

We have used a dividend discount model to estimate the value in use, wherein dividend payments are discounted to the present value. Dividends have been estimated, based on forecasted financial information, over a four-year forecast period, with a terminal growth rate applied. The key assumptions used in the preparation of future cash flows are: plan-period financial performance, dividend payout ratio, long-term growth rates and discount rate.

The key assumptions used in the calculation for the value in use is set out below:

- Plan period financial performance set in line with the Group's expectations
- Dividend payout ratio in line with the Group's strategy
- Long-term growth rate beyond the plan period of 2%
- Discount rate of 8.4%, being a calculated cost of capital using market rate returns of Sabre and comparable insurers

These calculations use post-tax cash flow projections based on the Group's capital models. As the value in use exceeds the carrying amount, the recoverable amount remains supportable.

The Group has conducted sensitivity testing to the recoverable amount, in order to understand the relevance of these various factors in arriving at the value in use.

- **Dividend within the plan period** - To assess the impact of reasonable changes in performance on our base case impairment analysis and headroom, we flexed the dividend within the plan period by +10% and -10%. In doing so, the value in use varied by approximately 16% around the central scenario.
- **Long-term growth rate** - To assess the impact of reasonable changes in the long-term growth rate on our base case impairment analysis and headroom, we flexed the long-term growth rate by +1% and -1%. In doing so, the value in use varied by approximately 8% around the central scenario.
- **Discount rate** - To assess the impact of reasonable changes in the dividend payout ratio on our base case impairment analysis and headroom, we flexed the average discount rate by +2% and -2%. In doing so, the value in use varied by approximately 23% around the central scenario.

In all these scenarios there is material headroom over the carrying value of the investment in subsidiary.

Name of subsidiary	Place of Incorporation	Principal activity
Directly held by the Company		
Binomial Group Limited	United Kingdom	Intermediate holding company
Indirectly held by the Company		
Sabre Insurance Company Limited	United Kingdom	Motor insurance underwriter

The registered office of each subsidiary is disclosed within Note 18 of the consolidated Group Financial Statement.

Notes To The Parent Company Financial Statements continued

For the year ended 31 December 2024

4. PAYABLES

	2024 £'k	2023 £'k
Due within one year		
Amounts due to Group undertakings	721	-
As at 31 December	721	-

5. SHARE CAPITAL AND RESERVES

Full details of the share capital and the reserves of the Company are set out in Note 15 and Note 17 to the consolidated financial statements.

6. DIVIDEND INCOME

ACCOUNTING POLICY - DIVIDEND INCOME

Dividend income from investment in subsidiaries is recognised when the right to receive payment is established.

7. RELATED PARTY TRANSACTIONS

Sabre Insurance Group plc, which is incorporated in the United Kingdom and registered in England and Wales, is the ultimate parent undertaking of the Sabre Insurance Group of companies.

The following balances were outstanding with related parties at year end:

	2024 £'k	2023 £'k
Due (to)/from		
Sabre Insurance Company Limited	(721)	14
Total	(721)	14

The outstanding balance represents cash transactions effected by Sabre Insurance Company Limited on behalf of its Parent Company, and will be settled within one year.

Notes To The Parent Company Financial Statements continued

For the year ended 31 December 2024

8. SHARE-BASED PAYMENTS

Full details of share-based compensation plans are provided in Note 16 to the consolidated financial statements.

9. RISK MANAGEMENT

The risks faced by the Company, arising from its investment in subsidiaries, are considered to be the same as those presented by the operations of the Group. Details of the key risks and the steps taken to manage them are disclosed in Note 2 to the Consolidated Financial Statements.

10. DIRECTORS' AND KEY MANAGEMENT REMUNERATION

The Directors and key management of the Group and the Company are the same. The aggregate emoluments of the Directors and the remuneration and pension benefits payable in respect of the highest paid Director are included in the Directors' Remuneration Report in the Governance section of the Annual Report and Accounts.

Financial Reconciliations

GROSS WRITTEN PREMIUM

	For the year ended 31 December		
	2024 £'k	2023 £'k	2022 £'k
Insurance revenue	248,131	188,246	181,476
Less: Instalment income	(4,493)	(3,738)	(3,300)
Less: Movement in unearned premium	(7,203)	40,590	(6,919)
Gross written premium	236,435	225,098	171,257

NET LOSS RATIO

	For the year ended 31 December		
	2024 £'k	2023 £'k	2022 £'k
Insurance service expense	154,661	139,497	126,607
Less: Amortisation of insurance acquisition cash flows	(18,166)	(14,057)	(12,942)
Less: Amounts recoverable from reinsurers for incurred claims	(13,026)	(31,532)	(6,304)
Less: Directly attributable claims expenses	(7,041)	(6,085)	(6,210)
Add: Net impact of discounting	6,914	8,201	7,593
Undiscounted net claims incurred	123,342	96,024	108,744
Insurance revenue	248,131	188,246	181,476
Less: Instalment income	(4,493)	(3,738)	(3,300)
Less: Reinsurance expense	(33,617)	(28,506)	(24,958)
Net earned premium	210,021	156,002	153,218
Net loss ratio	58.7%	61.6%	71.0%

Financial Reconciliations continued

EXPENSE RATIO

	For the year ended 31 December		
	2024 £'k	2023 £'k	2022 £'k
Other operating expenses	28,305	26,587	22,815
Add: Amortisation of insurance acquisition cash flows	18,166	14,057	12,942
Add: Directly attributable claims expenses	7,041	6,085	6,210
Total operating expenses	53,512	46,729	41,967
Insurance revenue	248,131	188,246	181,476
Less: Instalment income	(4,493)	(3,738)	(3,300)
Less: Reinsurance expense	(33,617)	(28,506)	(24,958)
Net earned premium	210,021	156,002	153,218
Expense ratio	25.5%	30.0%	27.4%

COMBINED OPERATING RATIO

	For the year ended 31 December		
	2024 £'k	2023 £'k	2022 £'k
Net loss ratio	58.7%	61.6%	71.0%
Expense ratio	25.5%	30.0%	27.4%
Combined operating ratio	84.2%	91.6%	98.4%

Financial Reconciliations continued

DISCOUNTED NET LOSS RATIO

	For the year ended 31 December		
	2024 £'k	2023 £'k	2022 £'k
Insurance service expense	154,661	139,497	126,607
Less: Amortisation of insurance acquisition cash flows	(18,166)	(14,057)	(12,942)
Less: Amounts recoverable from reinsurers for incurred claims	(13,026)	(31,532)	(6,304)
Less: Directly attributable claims expenses	(7,041)	(6,085)	(6,210)
Net claims incurred	116,428	87,823	101,151
Insurance revenue	248,131	188,246	181,476
Less: Instalment income	(4,493)	(3,738)	(3,300)
Less: Reinsurance expense	(33,617)	(28,506)	(24,958)
Net earned premium	210,021	156,002	153,218
Discounted net loss ratio	55.4%	56.3%	66.0%

Financial Reconciliations continued

DISCOUNTED COMBINED OPERATING RATIO

	For the year ended 31 December		
	2024 £'k	2023 £'k	2022 £'k
Net loss ratio	55.4%	56.3%	66.0%
Expense ratio	25.5%	30.0%	27.4%
Discounted combined operating ratio	80.9%	86.3%	93.4%

NET INSURANCE MARGIN

	For the year ended 31 December		
	2024 £'k	2023 £'k	2022 £'k
Net claims incurred	123,342	96,024	108,744
Total operating expenses	53,512	46,729	41,967
Total insurance expense	176,854	142,753	150,711
Insurance revenue	248,131	188,246	181,476
Less: Reinsurance expense	(33,617)	(28,506)	(24,958)
Net insurance revenue	214,514	159,740	156,518
Net insurance margin	17.6%	10.6%	3.7%

Financial Reconciliations continued

RETURN ON TANGIBLE EQUITY

	For the year ended 31 December		
	2024 £'k	2023 £'k	2022 £'k
IFRS net assets at year end	258,346	242,412	228,988
Less: Goodwill at year end	(156,279)	(156,279)	(156,279)
Closing tangible assets	102,067	86,133	72,709
Opening tangible equity	86,133	72,709	93,797
Average tangible equity	94,100	79,421	83,253
Profit after tax	35,961	18,065	11,078
Return on tangible equity	38.2%	22.7%	13.3%

SOLVENCY COVERAGE RATIO - PRE-DIVIDEND

	As at 31 December		
	2024 £'k	2023 £'k	2022 £'k
Solvency II net assets	134,695	121,099	91,191
Solvency capital requirement	62,199	58,998	56,516
Solvency coverage ratio - pre-dividend	216.6%	205.3%	161.4%

SOLVENCY COVERAGE RATIO - POST-DIVIDEND

	As at 31 December		
	2024 £'k	2023 £'k	2022 £'k
Solvency II net assets	134,695	121,099	91,191
Less: Interim/Final dividend	(28,250)	(20,250)	(4,250)
Solvency II net assets - post-dividend	106,445	100,849	86,941
Solvency capital requirement	62,199	58,998	56,516
Solvency coverage ratio - post-dividend	171.1%	170.9%	153.8%

Glossary of Terms

Acquisition cash flows	Cash flows arising from the costs of selling, underwriting and starting a group of insurance contracts (issued or expected to be issued) that are directly attributable to the portfolio of insurance contracts to which the group belongs. Such cash flows include cash flows that are not directly attributable to individual contracts or groups of insurance contracts within the portfolio.	Fair value through OCI ("FVOCI")	Unrealised gains and losses from the remeasurement of the fair value financial assets are recognised in the Statement of Other Comprehensive Income ("OCI").
Adjusted IFRS net assets	Equals the Group's IFRS net assets, less Goodwill.	Financial Reporting Council ("FRC")	The UK's regulator for the accounting, audit and actuarial professions, promoting transparency and integrity in business.
Asset for incurred claims ("AIC")	The reinsurers' share of the liability for incurred claims ("LIC").	Fulfilment cash flows ("FCF")	An explicit, unbiased and probability-weighted estimate (i.e. expected value) of the present value of the future cash outflows minus the present value of the future cash inflows that will arise as the entity fulfils insurance contracts, including a risk adjustment for non-financial risk.
Asset for remaining coverage ("ARC")	The reinsurers' share of the liability for remaining coverage ("LRC").	Gross earned premium ("GEP")	The proportions of premium attributable to the periods of risk that relate to the current accounting period. It represents gross written premium ("GWP") adjusted by the unearned premium provision at the beginning and end of the accounting period, before deduction of reinsurance expense.
Combined operating ratio ("COR")	The combined operating ratio is the ratio of total expenses (which comprises commission expenses and operating expenses), and net insurance claims relative to net earned premium ("NEP"), expressed as a percentage.	Gross written premium ("GWP")	Gross written premium comprises all premiums in respect of policies underwritten in a particular financial year, regardless of whether such policies relate in whole or in part to a future financial year, before deduction of reinsurance expense.
Contractual service margin ("CSM")	This represents the unearned profit the entity will recognise as it provides insurance contract service under the insurance contracts in the group. It is a component of the carrying amount of the asset or liability for a group of insurance contracts.	IFRS 17 "Insurance Contracts"	An accounting standard that addresses the establishment of principles for the recognition, measurement, presentation and disclosure of insurance contracts within the scope of the standard (Effective 1 January 2023).
Coverage period	The period during which the entity provides insurance contract services. The period includes the insurance contract services that relate to all premiums within the boundary of the insurance contract.	IFRS net assets	The difference between the Group's total assets and total liabilities.
Effective tax rate	Effective tax rate is defined as the approximate tax rate calculated by dividing the Group's profit before tax by the tax charge going through the Profit or Loss Account.	Insurance revenue	Gross earned premium ("GEP") plus instalment income.
Expense ratio	Expense ratio is a measure of total expenses (which comprises commission expenses and operating expenses), and claims handling expenses, relative to net earned premium ("NEP"), expressed as a percentage.	International Financial Reporting Standards ("IFRS")	Accounting standards issued by the IFRS Foundation and the International Accounting Standards Board ("IASB").

Glossary of Terms continued

Liability for incurred claims ("LIC")	An entity's obligation to: <ol style="list-style-type: none"> a) Investigate and pay valid claims for insured events that have already occurred, including events that have occurred but for which claims have not been reported, and other incurred insurance expenses; and b) Pay amounts that are not included in (a) and that relate to: <ol style="list-style-type: none"> i. insurance contract services that have already been provided; or ii. any investment components or other amounts that are not related to the provision of insurance contract services and that are not in the liability for remaining coverage. 	Net loss ratio ("NLR")	Net loss ratio measures net insurance claims, less claims handling expenses, relative to net earned premium expressed as a percentage.
Liability for remaining coverage ("LRC")	An entity's obligation to: <ol style="list-style-type: none"> a) investigate and pay valid claims under existing insurance contracts for insured events that have not yet occurred (i.e. the obligation that relates to the unexpired portion of the insurance coverage); and b) pay amounts under existing insurance contracts that are not included in (a) and that relate to: <ol style="list-style-type: none"> i. insurance contract services not yet provided (i.e. the obligations that relate to future provision of insurance contract services); or ii. any investment components or other amounts that are not related to the provision of insurance contract services and that have not been transferred to the liability for incurred claims. 	Net insurance margin ("NIM")	Net insurance margin measures how much net insurance profit is generated as a percentage of net insurance revenue.
Net claims incurred	Net claims incurred is equal to gross claims incurred less amounts recovered from reinsurers.	Own Risk and Solvency Assessment ("ORSA")	An prospective assessment of the Group's risks and solvency capital requirements.
Net earned premium ("NEP")	Gross earned premium ("GEP") less reinsurance expense.	Periodic Payment Order ("PPO")	A compensation award as part of a claims settlement that involves making a series of annual payments to a claimant over their remaining life to cover the costs of the care they will require.
Net insurance revenue	Insurance revenue less reinsurance expense.	Premium allocation approach ("PAA")	Method for measuring insurance contracts under IFRS 17 "Insurance Contracts"
		Return on tangible equity	Return on tangible equity is measured as the ratio of the Group's profit after tax to its average tangible equity over the financial year, expressed as a percentage.
		Risk adjustment for non-financial risk	The compensation an entity requires for bearing the uncertainty about the amount and timing of the cash flows that arises from non-financial risk as the entity fulfils insurance contracts.
		Solvency capital ratio	The ratio of Own Funds (Solvency II capital) to Solvency Capital Requirement "SCR".
		Solvency Capital Requirement ("SCR")	The total amount of capital that the Group must hold to cover the risks under the Solvency II regulatory framework. The Group is required to maintain eligible own funds of at least 100% of the SCR. The Group uses the Standard Formula to determine the SCR.

Shareholder Information

SHAREHOLDERS

Shareholder profile as at 31 December 2024.

Balance ranges	Total number of holdings	Percentage of holders %	Total number of shares	% issued capital
1-100	13	4.48	588	0.00
101-1,000	32	11.03	16,282	0.01
1,001-10,000	56	19.31	250,950	0.10
10,001-100,000	62	21.38	2,301,624	0.92
100,001-1,000,000	71	24.49	26,366,195	10.54
1,000,001- 999,999,999	56	19.31	221,064,361	88.43
Total	290	100	250,000,000	100

Party type	No of holders	% of holders within type	Balance	% issued capital
Male	35	12.07	341,168	0.14
Female	16	5.52	48,948	0.02
Nominee	189	65.17	200,848,672	80.34
Bank	1	0.34	3,072	0.00
Limited company	24	8.28	39,423,305	15.77
Other organisation	25	8.62	9,334,835	3.73
Total	290	100	250,000,000	100

Party type	No of holders	% of holders within type	Balance	% issued capital
Private individuals	51	17.59	390,116	0.16
Nominee companies	188	65.17	200,848,672	80.34
Limited & public limited companies	24	8.28	39,423,305	15.77
Other organisations & banks	26	8.96	9,337,907	3.73
Total	290	100	250,000,000	100

SHARE PRICE

London Stock Exchange, pence per 0.01 pence share.

Highest	177.3 pence (20 March 2024)
Lowest	128.2 pence (13 November 2024)
Average	151.35 pence

2025 FINANCIAL CALENDAR

Full Year Results	18 March 2025
Trading Update	22 May 2025
Annual General Meeting	22 May 2025
Half Year Results	31 July 2025
Trading Update	16 October 2025

2025 DIVIDEND CALENDAR

2024 Final dividend payment dates*

Ex-dividend date	17 April 2025
Record date	22 April 2025
Payment date	4 June 2025

2025 Interim dividend payment dates**

Ex-dividend date	21 August 2025
Record date	22 August 2025
Payment date	24 September 2025

* Subject to shareholder approval

** Dates and dividend not yet finalised

Shareholder Information continued

SHAREHOLDER QUERIES

General shareholder queries

Enquiries relating to shareholdings, such as the transfer of shares, change of name or address, lost share certificates or dividend cheques, should be referred to the Company's Registrar at: Equiniti, Aspect House, Spencer Road, Lancing, West Sussex, BN99 6DA. Shareholder helpline is +44 (0)371 384 2030 and +44 (0)371 384 2255 (Mini Com). Lines are open 8.30am to 5.30pm, Monday to Friday, excluding Bank Holidays in England and Wales.

Registrar share dealing service

For telephone share dealing, call 0345 603 7037 between 8.00am and 4.30pm, Monday to Friday.

For internet dealings, log onto www.shareview.co.uk/dealing

Dividend mandates

Shareholders who wish dividends to be paid directly into a bank or building society should contact the Company's Registrar, Equiniti Limited, for a dividend mandate form. This method of payment removes the risk of delay or loss of dividend cheques in the post and ensures that your account is credited on the due date.

Electronic communications

Shareholders can elect to receive shareholder documents electronically by registering with Shareview at www.shareview.co.uk. This will save on printing and distribution costs, creating environmental benefits. When you register, you will be sent an email notification to say when shareholder documents are available on our website and you will be provided with a link to that information. When registering, you will need your shareholder reference number which can be found on your share certificate or proxy form. Please contact Equiniti Limited if you require any assistance or further information. Equiniti Limited's shareholder helpline is +44 (0)371 384 2030 and +44 (0)371 384 2255 (Mini Com). Lines are open 8.30am to 5.30pm, Monday to Friday, excluding Bank Holidays in England and Wales.

CAUTIONARY NOTE REGARDING FORWARD-LOOKING STATEMENTS

This Annual Report includes statements that are forward-looking in nature. Forward-looking statements involve known and unknown risks, assumptions, uncertainties and other factors which may cause the actual results, performance or achievements of the Group to be materially different from any future results, performance or achievements expressed or implied by such forward-looking statements. Except as required by the Listing Rules, Disclosure and Transparency Rules and applicable law, the Company undertakes no obligation to update, revise or change any forward-looking statements to reflect events or developments occurring on or after the date of this Annual Report.

WEBSITE

The corporate website address is www.sabreplc.co.uk

The investor section of the website includes:

- Regulatory news
- Share price information
- Financial results announcements

Company Information

Registered office

Sabre House
150 South Street
Dorking
Surrey
RH4 2YY
Registered in England and Wales. Registered number 10974661

Directors, advisers and other information

Directors

Rebecca Shelley – Chair
Geoff Carter
Ian Chapple
Karen Geary
Bryan Joseph
Alison Morris
Adam Westwood

Company Secretary

Anneka Kingan

Auditor

PricewaterhouseCoopers LLP
7 More London Riverside, London, SE1 2RT

Company Brokers

Barclays Bank plc
1 Churchill Place, London, E14 5LB
Deutsche Numis
45 Gresham Street, London, EC2V 7BF
Panmure Liberum
25 Ropemaker Street, London, EC2Y 9LY

Principal Bankers

Lloyds Bank plc
25 Gresham Street, London, EC2V 7HN
National Westminster Bank plc
250 Bishopgate, London, EC2M 4AA

Public Relations

Teneo Strategy Limited
The Carter Building, 11 Pilgrim Street,
London,
EC4V 6RN

Solicitors

Dickson Minto W.S.
16 Charlotte Square, Edinburgh, EH2 4DF

Printed by a Carbon Neutral Operation (certified: CarbonQuota) under the PAS2060 standard.

Printed on material from well-managed, FSC™ certified forests and other controlled sources. This publication was printed by an FSC™ certified printer that holds an ISO 14001 certification.

100% of the inks used are HP Indigo ElectroInk which complies with RoHS legislation and meets the chemical requirements of the Nordic Ecolabel (Nordic Swan) for printing companies. 95% of press chemicals are recycled for further use and, on average 99% of any waste associated with this production will be recycled and the remaining 1% used to generate energy.

The paper is Carbon Balanced with World Land Trust, an international conservation charity, who offset carbon emissions through the purchase and preservation of high conservation value land. Through protecting standing forests, under threat of clearance, carbon is locked-in, that would otherwise be released.



Sabre Insurance Company Limited
150 South Street
Dorking
RH4 2WY
sabreplc.co.uk