



# Gokul Refoils & Solvent Ltd.

Corporate Office :  
"Gokul House", 43-Shreemali Co-op. Housing Society Ltd.  
Opp. Shikhar Building, Navrangpura,  
Ahmedabad-380 009. Gujarat (India)  
Phone: +91-79-66304555, 66615253-54-55,  
Fax : +91-79-66304543, E-mail: grsl@gokulgroup.com

14<sup>TH</sup> April, 2014

To,

Dept. of Corporate Services,  
**Bombay Stock Exchange Ltd.**  
25<sup>th</sup> Floor, Phiroze Jeejeebhoy Tower,  
Dalal Street, Fort,  
Mumbai - 400 001

Ph: 22727233/34  
Fax No: 22-22721919

Company Code 532980

Dear Sir,

**Sub: Disclosure under form C under [Regulations 13(3) and (6)] Securities and Exchange Board of India (Prohibition of Insider Trading) Regulations, 1992**

With reference to the above we are enclosing herewith the Disclosure under Form C under [Regulations 13(3) and (6)] Securities and Exchange Board of India (Prohibition of Insider Trading) Regulations, 1992, received from M/S Cresta Fund Limited for sale of 4,037,500 Equity Shares.

Kindly take it on record.

Yours faithfully,

For, Gokul Refoils and Solvent Limited

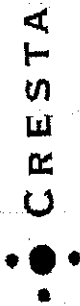
**Kalpesh Desai**  
Company Secretary & Compliance Officer

Encl: As above

Registered Office & Works: State Highway No - 41, Nr. Sujapur Patta, Sidhpur - 384 151 Dist.: Patan, State: Gujarat.(India)  
Phone: +91-2767-222075, 220975, Fax : +91-2767-223475, E-mail: grsl@gokulgroup.com

Gandhidham Unit : 89, Meghpar-Borichi, Galpadar Road, Nr. Sharma Resort, Ta-Anjar. Dist. Kutch-370 110 State: Gujarat (India)  
Phone: + 91-2836 - 247075 / 76 / 77 / 78 / 79 Fax: +91-2836-247080

Haldia Factory : J. L. No. 149 Plot, Near Essar's Petro Pump, Way to HPCL, Near Renuka Sugar's Factory, Haldia Development Authority Area,  
P.O. Debhog, Haldia, Dist: Purba Medinipur-721657, West Bengal - 721 657 Phone: 03224 252839



**FORM C**

Securities and Exchange Board of India (Prohibition of Insider Trading) Regulations, 1992 (Regulation 13 (3) and (6))  
 Regulation 13(3) -- Details of change in shareholding in respect of persons holding more than 5% shares in a listed company

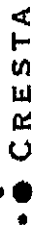
| Name, PAN No. & address of shareholder  | Shareholding prior to acquisition/sale  | No. and percentage of shares/voting rights acquired/sold  | Date of receipt of allotment advice / Date of acquisition / sale of shares | Date of intimation to Company | Mode of acquisition / sale (market purchase/ public/ rights/ preferential offer etc.) | Shareholding subsequent to acquisition/sale  | Trading members through whom the trades were executed with SEBI Registration No. of the TM | Exchanges on which the trades were executed | Purchase / Sale Quantity (shares)  | Purchase / Sale Value (INR)        |
|---|---|---|--|-------------------------------|---|--|--|---|------------------------------------|------------------------------------|
| Cresta Fund Ltd<br><br>Les Cascades,<br>Edith Cavell Street,<br>Port Louis,<br>Mauritius<br><br>PAN: AADCC2634A | (**) 12,500,000<br>(post stock split)<br>equity shares representing 9.4770% of the post issue paid up equity capital of Gokul Refoils & Solvent Ltd | -4,037,500<br>equity shares representing -3.0609% of the post issue paid up equity capital of Gokul Refoils & Solvent Ltd | 10/04/2014   | 14/04/2014                    | Market sale   | 8,462,500 equity shares representing 6.4161% of the post issue paid up equity capital of Gokul Refoils & Solvent Ltd | Anand Rathi Share and Stock Brokers Ltd  | Various (As per enclosed annexure)          | Various (As per enclosed annexure) | Various (As per enclosed annexure) |

for Cresta Fund Ltd

Cim Fund Services Ltd  
 (Company Secretary)  
 Place: Mauritius  
 Date: 14.04.2014

**ANNEXURE FOR FORM C**

| Trade Date | Security Name               | Trading member through whom the trade was executed with SEBI Registration no. of the TM | Exchange on which the trade was executed | Buy / (Sell) Quantity (shares) | (Buy) / (Sell) Value (INR) | Cum. Balance (shares) | % holding |
|------------|-----------------------------|---|--|--------------------------------|----------------------------|-----------------------|-----------|
|            | Opening balance             |   |  | 2,500,000                      |                            | 2,500,000             | 9.4770%   |
| 26/08/2008 | Gokul Refoils & Solvent Ltd | Anand Rathi Share and Stock Brokers Ltd   | BSE                                      | 25,000                         | 5,737,656.00               | 2,525,000             | 9.5718%   |
| 15/10/2009 | Gokul Refoils & Solvent Ltd | Stock split Rs 10 to Rs 2   |  | (2,525,000)                    | N/A                        |                       |           |
| 15/10/2009 | Gokul Refoils & Solvent Ltd | Stock split Rs 10 to Rs 2   |  | 12,625,000                     | N/A                        | 12,625,000            | 9.5718%   |
| 18/02/2010 | Gokul Refoils & Solvent Ltd | Anand Rathi Share and Stock Brokers Ltd   | NSE                                      | (25,000)                       | 1,359,069.50               | 12,600,000            | 9.5531%   |
| 23/08/2010 | Gokul Refoils & Solvent Ltd | Anand Rathi Share and Stock Brokers Ltd   | NSE                                      | (70,000)                       | 7,196,567.00               | 12,530,000            | 9.5000%   |
| 23/08/2010 | Gokul Refoils & Solvent Ltd | Anand Rathi Share and Stock Brokers Ltd   | BSE                                      | (100,000)                      | 10,298,099.00              | 12,430,000            | 9.4242%   |
| 24/08/2010 | Gokul Refoils & Solvent Ltd | Anand Rathi Share and Stock Brokers Ltd   | NSE                                      | (120,000)                      | 12,369,104.00              | 12,310,000            | 9.3332%   |
| 24/08/2010 | Gokul Refoils & Solvent Ltd | Anand Rathi Share and Stock Brokers Ltd   | BSE                                      | (80,000)                       | 8,251,263.00               | 12,230,000            | 9.2725%   |
| 25/08/2010 | Gokul Refoils & Solvent Ltd | Anand Rathi Share and Stock Brokers Ltd   | NSE                                      | (60,000)                       | 6,105,235.00               | 12,170,000            | 9.2270%   |
| 25/08/2010 | Gokul Refoils & Solvent Ltd | Anand Rathi Share and Stock Brokers Ltd   | BSE                                      | (70,000)                       | 7,107,296.00               | 12,100,000            | 9.1740%   |
| 03/09/2010 | Gokul Refoils & Solvent Ltd | Anand Rathi Share and Stock Brokers Ltd   | NSE                                      | (60,000)                       | 5,732,077.00               | 12,040,000            | 9.1285%   |
| 03/09/2010 | Gokul Refoils & Solvent Ltd | Anand Rathi Share and Stock Brokers Ltd   | BSE                                      | (50,000)                       | 4,777,515.00               | 11,990,000            | 9.0906%   |
| 06/09/2010 | Gokul Refoils & Solvent Ltd | Anand Rathi Share and Stock Brokers Ltd   | NSE                                      | (85,000)                       | 8,771,975.00               | 11,905,000            | 9.0261%   |
| 06/09/2010 | Gokul Refoils & Solvent Ltd | Anand Rathi Share and Stock Brokers Ltd   | BSE                                      | (75,000)                       | 7,755,035.00               | 11,830,000            | 8.9693%   |
| 07/09/2010 | Gokul Refoils & Solvent Ltd | Anand Rathi Share and Stock Brokers Ltd   | NSE                                      | (65,000)                       | 6,662,226.00               | 11,765,000            | 8.9200%   |
| 07/09/2010 | Gokul Refoils & Solvent Ltd | Anand Rathi Share and Stock Brokers Ltd   | BSE                                      | (65,000)                       | 6,651,567.00               | 11,700,000            | 8.8707%   |
| 23/09/2010 | Gokul Refoils & Solvent Ltd | Anand Rathi Share and Stock Brokers Ltd   | NSE                                      | (50,000)                       | 4,799,177.00               | 11,650,000            | 8.8328%   |
| 23/09/2010 | Gokul Refoils & Solvent Ltd | Anand Rathi Share and Stock Brokers Ltd   | BSE                                      | (50,000)                       | 4,762,034.00               | 11,600,000            | 8.7949%   |

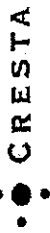


## ANNEXURE FOR FORM C

| Trade Date | Security Name               | Trading member through whom the trade was executed with SEBI Registration no. of the TM | Exchange on which the trade was executed | Buy / (Sell) Quantity (shares) | (Buy) / (Sell) Value (INR) | Cum. Balance (shares) | % holding |
|------------|-----------------------------|---|--|--------------------------------|----------------------------|-----------------------|-----------|
| 24/09/2010 | Gokul Refoils & Solvent Ltd | Anand Rathi Share and Stock Brokers Ltd   | NSE                                      | (50,000)                       | 4,720,356.00               | 11,550,000            | 8.7570%   |
| 24/09/2010 | Gokul Refoils & Solvent Ltd | Anand Rathi Share and Stock Brokers Ltd   | BSE                                      | (50,000)                       | 4,732,072.00               | 11,500,000            | 8.7191%   |
| 28/09/2010 | Gokul Refoils & Solvent Ltd | Anand Rathi Share and Stock Brokers Ltd   | NSE                                      | (40,000)                       | 3,830,365.00               | 11,460,000            | 8.6887%   |
| 28/09/2010 | Gokul Refoils & Solvent Ltd | Anand Rathi Share and Stock Brokers Ltd   | BSE                                      | (60,000)                       | 5,792,943.00               | 11,400,000            | 8.6432%   |
| 29/09/2010 | Gokul Refoils & Solvent Ltd | Anand Rathi Share and Stock Brokers Ltd   | NSE                                      | (50,000)                       | 4,761,764.00               | 11,350,000            | 8.6053%   |
| 29/09/2010 | Gokul Refoils & Solvent Ltd | Anand Rathi Share and Stock Brokers Ltd   | BSE                                      | (50,000)                       | 4,782,509.00               | 11,300,000            | 8.5674%   |
| 30/09/2010 | Gokul Refoils & Solvent Ltd | Anand Rathi Share and Stock Brokers Ltd   | NSE                                      | (50,000)                       | 4,755,028.00               | 11,250,000            | 8.5295%   |
| 30/09/2010 | Gokul Refoils & Solvent Ltd | Anand Rathi Share and Stock Brokers Ltd   | BSE                                      | (50,000)                       | 4,746,554.00               | 11,200,000            | 8.4916%   |
| 01/10/2010 | Gokul Refoils & Solvent Ltd | Anand Rathi Share and Stock Brokers Ltd   | NSE                                      | (50,000)                       | 4,836,346.00               | 11,150,000            | 8.4537%   |
| 01/10/2010 | Gokul Refoils & Solvent Ltd | Anand Rathi Share and Stock Brokers Ltd   | BSE                                      | (50,000)                       | 4,832,446.00               | 11,100,000            | 8.4158%   |
| 20/01/2011 | Gokul Refoils & Solvent Ltd | Anand Rathi Share and Stock Brokers Ltd   | NSE                                      | 40,000                         | (3,915,135.00)             | 11,140,000            | 8.4461%   |
| 21/01/2011 | Gokul Refoils & Solvent Ltd | Anand Rathi Share and Stock Brokers Ltd   | NSE                                      | 15,000                         | (1,498,515.00)             | 11,155,000            | 8.4575%   |
| 21/01/2011 | Gokul Refoils & Solvent Ltd | Anand Rathi Share and Stock Brokers Ltd   | BSE                                      | 60,000                         | (5,950,422.00)             | 11,215,000            | 8.5030%   |
| 24/01/2011 | Gokul Refoils & Solvent Ltd | Anand Rathi Share and Stock Brokers Ltd   | BSE                                      | 100,000                        | (10,065,554.00)            | 11,315,000            | 8.5788%   |
| 25/01/2011 | Gokul Refoils & Solvent Ltd | Anand Rathi Share and Stock Brokers Ltd   | NSE                                      | 40,000                         | (3,977,128.00)             | 11,355,000            | 8.6091%   |
| 28/01/2011 | Gokul Refoils & Solvent Ltd | Anand Rathi Share and Stock Brokers Ltd   | NSE                                      | 100,000                        | (9,766,501.00)             | 11,455,000            | 8.6849%   |
| 28/01/2011 | Gokul Refoils & Solvent Ltd | Anand Rathi Share and Stock Brokers Ltd   | BSE                                      | 100,000                        | (9,752,164.00)             | 11,555,000            | 8.7608%   |
| 31/01/2011 | Gokul Refoils & Solvent Ltd | Anand Rathi Share and Stock Brokers Ltd   | NSE                                      | 40,000                         | (3,812,455.00)             | 11,595,000            | 8.7911%   |
| 31/01/2011 | Gokul Refoils & Solvent Ltd | Anand Rathi Share and Stock Brokers Ltd   | BSE                                      | 40,000                         | (3,809,952.00)             | 11,635,000            | 8.8214%   |

ANNEXURE FOR FORM C

| Trade Date | Security Name               | Trading member through whom the trade was executed with SEBI Registration no. of the TM | Exchange on which the trade was executed | Buy / (Sell) Quantity (shares) | (Buy) / (Sell) Value (INR) | Cum. Balance (shares) | % holding |
|------------|-----------------------------|---|--|--------------------------------|----------------------------|-----------------------|-----------|
| 01/02/2011 | Gokul Refoils & Solvent Ltd | Anand Rathi Share and Stock Brokers Ltd   | BSE                                      | 15,000                         | (1,419,420.00)             | 11,650,000            | 8.8328%   |
| 02/02/2011 | Gokul Refoils & Solvent Ltd | Anand Rathi Share and Stock Brokers Ltd   | NSE                                      | 50,000                         | (4,783,851.00)             | 11,700,000            | 8.8707%   |
| 02/02/2011 | Gokul Refoils & Solvent Ltd | Anand Rathi Share and Stock Brokers Ltd   | BSE                                      | 50,000                         | (4,780,963.00)             | 11,750,000            | 8.9086%   |
| 03/02/2011 | Gokul Refoils & Solvent Ltd | Anand Rathi Share and Stock Brokers Ltd   | NSE                                      | 50,000                         | (4,714,079.00)             | 11,800,000            | 8.9465%   |
| 03/02/2011 | Gokul Refoils & Solvent Ltd | Anand Rathi Share and Stock Brokers Ltd   | BSE                                      | 50,000                         | (4,715,381.00)             | 11,850,000            | 8.9844%   |
| 04/02/2011 | Gokul Refoils & Solvent Ltd | Anand Rathi Share and Stock Brokers Ltd   | NSE                                      | 50,000                         | (4,714,330.00)             | 11,900,000            | 9.0223%   |
| 04/02/2011 | Gokul Refoils & Solvent Ltd | Anand Rathi Share and Stock Brokers Ltd   | BSE                                      | 50,000                         | (4,706,370.00)             | 11,950,000            | 9.0602%   |
| 10/02/2011 | Gokul Refoils & Solvent Ltd | Anand Rathi Share and Stock Brokers Ltd   | NSE                                      | 100,000                        | (9,849,174.00)             | 12,050,000            | 9.1361%   |
| 11/02/2011 | Gokul Refoils & Solvent Ltd | Anand Rathi Share and Stock Brokers Ltd   | BSE                                      | 90,000                         | (8,846,334.00)             | 12,140,000            | 9.2043%   |
| 02/06/2011 | Gokul Refoils & Solvent Ltd | Anand Rathi Share and Stock Brokers Ltd   | BSE                                      | (50,000)                       | 4,744,057.00               | 12,090,000            | 9.1664%   |
| 02/06/2011 | Gokul Refoils & Solvent Ltd | Anand Rathi Share and Stock Brokers Ltd   | NSE                                      | (50,000)                       | 4,742,059.00               | 12,040,000            | 9.1285%   |
| 03/06/2011 | Gokul Refoils & Solvent Ltd | Anand Rathi Share and Stock Brokers Ltd   | BSE                                      | (50,000)                       | 4,681,136.00               | 11,990,000            | 9.0906%   |
| 03/06/2011 | Gokul Refoils & Solvent Ltd | Anand Rathi Share and Stock Brokers Ltd   | NSE                                      | (50,000)                       | 4,689,924.00               | 11,940,000            | 9.0527%   |
| 26/12/2011 | Gokul Refoils & Solvent Ltd | Anand Rathi Share and Stock Brokers Ltd   | BSE                                      | (25,000)                       | 2,051,680.00               | 11,915,000            | 9.0337%   |
| 26/12/2011 | Gokul Refoils & Solvent Ltd | Anand Rathi Share and Stock Brokers Ltd   | NSE                                      | (25,000)                       | 2,076,568.00               | 11,890,000            | 9.0147%   |
| 29/12/2011 | Gokul Refoils & Solvent Ltd | Anand Rathi Share and Stock Brokers Ltd   | BSE                                      | (25,000)                       | 1,975,276.00               | 11,865,000            | 8.9958%   |
| 29/12/2011 | Gokul Refoils & Solvent Ltd | Anand Rathi Share and Stock Brokers Ltd   | NSE                                      | (40,000)                       | 3,163,868.00               | 11,825,000            | 8.9555%   |
| 20/03/2012 | Gokul Refoils & Solvent Ltd | Anand Rathi Share and Stock Brokers Ltd   | BSE                                      | (50,000)                       | 3,955,046.00               | 11,775,000            | 8.9276%   |
| 20/03/2012 | Gokul Refoils & Solvent Ltd | Anand Rathi Share and Stock Brokers Ltd   | NSE                                      | (50,000)                       | 3,939,619.00               | 11,725,000            | 8.8896%   |

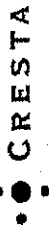


## ANNEXURE FOR FORM C

| Trade Date | Security Name               | Trading member through whom the trade was executed with SEBI Registration no. of the TM | Exchange on which the trade was executed | Buy / Sell Quantity (shares) | (Buy) / Sell Value (INR) | Cum. Balance (shares) | % holding |
|------------|-----------------------------|---|--|------------------------------|--------------------------|-----------------------|-----------|
| 21/03/2012 | Gokul Refoils & Solvent Ltd | Anand Rathi Share and Stock Brokers Ltd   | BSE                                      | (25,000)                     | 1,941,817.00             | 11,700,000            | 8.8707%   |
| 21/03/2012 | Gokul Refoils & Solvent Ltd | Anand Rathi Share and Stock Brokers Ltd   | NSE                                      | (25,000)                     | 1,938,628.50             | 11,675,000            | 8.8517%   |
| 27/11/2012 | Gokul Refoils & Solvent Ltd | Anand Rathi Share and Stock Brokers Ltd   | BSE                                      | (25,000)                     | 1,064,184.00             | 11,650,000            | 8.8328%   |
| 27/11/2012 | Gokul Refoils & Solvent Ltd | Anand Rathi Share and Stock Brokers Ltd   | NSE                                      | (25,000)                     | 1,057,880.00             | 11,625,000            | 8.8138%   |
| 29/11/2012 | Gokul Refoils & Solvent Ltd | Anand Rathi Share and Stock Brokers Ltd   | BSE                                      | (25,000)                     | 977,021.00               | 11,600,000            | 8.7949%   |
| 29/11/2012 | Gokul Refoils & Solvent Ltd | Anand Rathi Share and Stock Brokers Ltd   | NSE                                      | (25,000)                     | 979,289.00               | 11,575,000            | 8.7759%   |
| 30/11/2012 | Gokul Refoils & Solvent Ltd | Anand Rathi Share and Stock Brokers Ltd   | BSE                                      | (25,000)                     | 1,012,985.00             | 11,550,000            | 8.7570%   |
| 30/11/2012 | Gokul Refoils & Solvent Ltd | Anand Rathi Share and Stock Brokers Ltd   | NSE                                      | (25,000)                     | 1,017,937.50             | 11,525,000            | 8.7380%   |
| 31/05/2013 | Gokul Refoils & Solvent Ltd | Anand Rathi Share and Stock Brokers Ltd   | BSE                                      | (45,000)                     | 852,796.00               | 11,480,000            | 8.7039%   |
| 31/05/2013 | Gokul Refoils & Solvent Ltd | Anand Rathi Share and Stock Brokers Ltd   | NSE                                      | (45,000)                     | 852,292.00               | 11,435,000            | 8.6698%   |
| 04/06/2013 | Gokul Refoils & Solvent Ltd | Anand Rathi Share and Stock Brokers Ltd   | BSE                                      | (5,000)                      | 94,206.00                | 11,430,000            | 8.6600%   |
| 04/06/2013 | Gokul Refoils & Solvent Ltd | Anand Rathi Share and Stock Brokers Ltd   | NSE                                      | (5,000)                      | 94,312.00                | 11,425,000            | 8.6622%   |
| 05/06/2013 | Gokul Refoils & Solvent Ltd | Anand Rathi Share and Stock Brokers Ltd   | NSE                                      | (10,000)                     | 189,620.00               | 11,415,000            | 8.6546%   |
| 06/06/2013 | Gokul Refoils & Solvent Ltd | Anand Rathi Share and Stock Brokers Ltd   | BSE                                      | (40,000)                     | 755,643.00               | 11,375,000            | 8.6243%   |
| 06/06/2013 | Gokul Refoils & Solvent Ltd | Anand Rathi Share and Stock Brokers Ltd   | NSE                                      | (40,000)                     | 756,346.00               | 11,335,000            | 8.5940%   |
| 13/06/2013 | Gokul Refoils & Solvent Ltd | Anand Rathi Share and Stock Brokers Ltd   | BSE                                      | (12,500)                     | 215,909.00               | 11,322,500            | 8.5845%   |
| 13/06/2013 | Gokul Refoils & Solvent Ltd | Anand Rathi Share and Stock Brokers Ltd   | NSE                                      | (12,500)                     | 215,817.75               | 11,310,000            | 8.5750%   |
| 17/06/2013 | Gokul Refoils & Solvent Ltd | Anand Rathi Share and Stock Brokers Ltd   | BSE                                      | (12,500)                     | 223,401.00               | 11,297,500            | 8.5655%   |
| 17/06/2013 | Gokul Refoils & Solvent Ltd | Anand Rathi Share and Stock Brokers Ltd   | NSE                                      | (12,500)                     | 223,302.25               | 11,285,000            | 8.5560%   |

**ANNEXURE FOR FORM C**

| Trade Date | Security Name               | Trading member through whom the trade was executed with SEBI Registration no. of the TM | Exchange on which the trade was executed | Buy / (Sell) Quantity (shares) | (Buy) / (Sell) Value (INR) | Cum. Balance (shares) | % holding |
|------------|-----------------------------|---|--|--------------------------------|----------------------------|-----------------------|-----------|
| 18/06/2013 | Gokul Refoils & Solvent Ltd | Anand Rathi Share and Stock Brokers Ltd   | BSE                                      | (12,500)                       | 220,904.00                 | 11,272,500            | 8.5466%   |
| 18/06/2013 | Gokul Refoils & Solvent Ltd | Anand Rathi Share and Stock Brokers Ltd   | NSE                                      | (12,500)                       | 219,560.00                 | 11,260,000            | 8.5371%   |
| 19/06/2013 | Gokul Refoils & Solvent Ltd | Anand Rathi Share and Stock Brokers Ltd   | BSE                                      | (12,500)                       | 220,904.00                 | 11,247,500            | 8.5276%   |
| 19/06/2013 | Gokul Refoils & Solvent Ltd | Anand Rathi Share and Stock Brokers Ltd   | NSE                                      | (12,500)                       | 220,795.25                 | 11,235,000            | 8.5181%   |
| 24/06/2013 | Gokul Refoils & Solvent Ltd | Anand Rathi Share and Stock Brokers Ltd   | BSE                                      | (12,500)                       | 218,406.00                 | 11,222,500            | 8.5087%   |
| 24/06/2013 | Gokul Refoils & Solvent Ltd | Anand Rathi Share and Stock Brokers Ltd   | NSE                                      | (12,500)                       | 218,312.25                 | 11,210,000            | 8.4992%   |
| 23/07/2013 | Gokul Refoils & Solvent Ltd | Anand Rathi Share and Stock Brokers Ltd   | BSE                                      | (25,000)                       | 386,862.00                 | 11,185,000            | 8.4802%   |
| 23/07/2013 | Gokul Refoils & Solvent Ltd | Anand Rathi Share and Stock Brokers Ltd   | NSE                                      | (25,000)                       | 386,722.00                 | 11,160,000            | 8.4613%   |
| 24/07/2013 | Gokul Refoils & Solvent Ltd | Anand Rathi Share and Stock Brokers Ltd   | BSE                                      | (25,000)                       | 362,387.00                 | 11,135,000            | 8.4423%   |
| 24/07/2013 | Gokul Refoils & Solvent Ltd | Anand Rathi Share and Stock Brokers Ltd   | NSE                                      | (25,000)                       | 362,027.00                 | 11,110,000            | 8.4234%   |
| 25/07/2013 | Gokul Refoils & Solvent Ltd | Anand Rathi Share and Stock Brokers Ltd   | BSE                                      | (25,000)                       | 379,370.00                 | 11,085,000            | 8.4044%   |
| 25/07/2013 | Gokul Refoils & Solvent Ltd | Anand Rathi Share and Stock Brokers Ltd   | NSE                                      | (25,000)                       | 379,240.00                 | 11,060,000            | 8.3855%   |
| 26/07/2013 | Gokul Refoils & Solvent Ltd | Anand Rathi Share and Stock Brokers Ltd   | BSE                                      | (25,000)                       | 374,375.00                 | 11,035,000            | 8.3665%   |
| 26/07/2013 | Gokul Refoils & Solvent Ltd | Anand Rathi Share and Stock Brokers Ltd   | NSE                                      | (25,000)                       | 374,250.00                 | 11,010,000            | 8.3475%   |
| 29/07/2013 | Gokul Refoils & Solvent Ltd | Anand Rathi Share and Stock Brokers Ltd   | BSE                                      | (25,000)                       | 381,867.00                 | 10,985,000            | 8.3286%   |
| 29/07/2013 | Gokul Refoils & Solvent Ltd | Anand Rathi Share and Stock Brokers Ltd   | NSE                                      | (25,000)                       | 381,734.50                 | 10,960,000            | 8.3096%   |
| 30/07/2013 | Gokul Refoils & Solvent Ltd | Anand Rathi Share and Stock Brokers Ltd   | BSE                                      | (25,000)                       | 379,370.00                 | 10,935,000            | 8.2907%   |
| 30/07/2013 | Gokul Refoils & Solvent Ltd | Anand Rathi Share and Stock Brokers Ltd   | NSE                                      | (25,000)                       | 379,240.00                 | 10,910,000            | 8.2717%   |
| 31/08/2013 | Gokul Refoils & Solvent Ltd | Anand Rathi Share and Stock Brokers Ltd   | BSE                                      | (25,000)                       | 383,116.00                 | 10,885,000            | 8.2528%   |



## ANNEXURE FOR FORM C

| Trade Date | Security Name               | Trading member through whom the trade was executed with SEBI Registration no. of the TM | Exchange on which the trade was executed | Buy / (Sell) Quantity (shares) | (Buy) / (Sell) Value (INR) | Cum. Balance (shares) | % holding |
|------------|-----------------------------|---|--|--------------------------------|----------------------------|-----------------------|-----------|
| 19/08/2013 | Gokul Refoils & Solvent Ltd | Anand Rathi Share and Stock Brokers Ltd   | NSE                                      | (25,000)                       | 382,936.00                 | 10,860,000            | 8.2338%   |
| 20/08/2013 | Gokul Refoils & Solvent Ltd | Anand Rathi Share and Stock Brokers Ltd   | BSE                                      | (25,000)                       | 374,375.00                 | 10,835,000            | 8.2149%   |
| 20/08/2013 | Gokul Refoils & Solvent Ltd | Anand Rathi Share and Stock Brokers Ltd   | NSE                                      | (25,000)                       | 374,250.00                 | 10,810,000            | 8.1959%   |
| 21/08/2013 | Gokul Refoils & Solvent Ltd | Anand Rathi Share and Stock Brokers Ltd   | BSE                                      | (25,000)                       | 385,862.00                 | 10,785,000            | 8.1770%   |
| 21/08/2013 | Gokul Refoils & Solvent Ltd | Anand Rathi Share and Stock Brokers Ltd   | NSE                                      | (25,000)                       | 386,724.50                 | 10,760,000            | 8.1580%   |
| 22/08/2013 | Gokul Refoils & Solvent Ltd | Anand Rathi Share and Stock Brokers Ltd   | BSE                                      | (25,000)                       | 361,887.00                 | 10,735,000            | 8.1391%   |
| 22/08/2013 | Gokul Refoils & Solvent Ltd | Anand Rathi Share and Stock Brokers Ltd   | NSE                                      | (25,000)                       | 361,774.50                 | 10,710,000            | 8.1201%   |
| 24/12/2013 | Gokul Refoils & Solvent Ltd | Anand Rathi Share and Stock Brokers Ltd   | BSE                                      | (25,000)                       | 388,111.00                 | 10,685,000            | 8.1011%   |
| 24/12/2013 | Gokul Refoils & Solvent Ltd | Anand Rathi Share and Stock Brokers Ltd   | NSE                                      | (25,000)                       | 384,230.00                 | 10,660,000            | 8.0822%   |
| 26/12/2013 | Gokul Refoils & Solvent Ltd | Anand Rathi Share and Stock Brokers Ltd   | BSE                                      | (25,000)                       | 399,350.00                 | 10,635,000            | 8.0632%   |
| 26/12/2013 | Gokul Refoils & Solvent Ltd | Anand Rathi Share and Stock Brokers Ltd   | NSE                                      | (25,000)                       | 399,200.00                 | 10,610,000            | 8.0443%   |
| 02/01/2014 | Gokul Refoils & Solvent Ltd | Anand Rathi Share and Stock Brokers Ltd   | BSE                                      | (7,500)                        | 136,663.00                 | 10,602,500            | 8.0386%   |
| 02/01/2014 | Gokul Refoils & Solvent Ltd | Anand Rathi Share and Stock Brokers Ltd   | NSE                                      | (7,500)                        | 136,601.50                 | 10,595,000            | 8.0329%   |
| 07/01/2014 | Gokul Refoils & Solvent Ltd | Anand Rathi Share and Stock Brokers Ltd   | NSE                                      | (10,000)                       | 179,676.00                 | 10,585,000            | 8.0253%   |
| 08/01/2014 | Gokul Refoils & Solvent Ltd | Anand Rathi Share and Stock Brokers Ltd   | NSE                                      | (2,500)                        | 45,417.75                  | 10,582,500            | 8.0234%   |
| 28/01/2014 | Gokul Refoils & Solvent Ltd | Anand Rathi Share and Stock Brokers Ltd   | BSE                                      | (25,000)                       | 400,099.00                 | 10,557,500            | 8.0045%   |
| 28/01/2014 | Gokul Refoils & Solvent Ltd | Anand Rathi Share and Stock Brokers Ltd   | NSE                                      | (25,000)                       | 401,774.50                 | 10,532,500            | 7.9855%   |
| 31/01/2014 | Gokul Refoils & Solvent Ltd | Anand Rathi Share and Stock Brokers Ltd   | BSE                                      | (10,000)                       | 155,244.00                 | 10,522,500            | 7.9779%   |
| 31/01/2014 | Gokul Refoils & Solvent Ltd | Anand Rathi Share and Stock Brokers Ltd   | NSE                                      | (10,000)                       | 158,714.00                 | 10,512,500            | 7.9704%   |

**ANNEXURE FOR FORM C**

| Trade Date | Security Name               | Trading member through whom the trade was executed with SEBI Registration no. of the TM | Exchange on which the trade was executed | Buy / (Sell) Quantity (shares) | (Buy) /Sell Value (INR) | Cum. Balance (shares) | % holding |
|------------|-----------------------------|---|--|--------------------------------|-------------------------|-----------------------|-----------|
| 03/02/2014 | Gokul Refoils & Solvent Ltd | Anand Rathl Share and Stock Brokers Ltd   | BSE                                      | (25,000)                       | 395,853.00              | 10,487,500            | 7.9514%   |
| 03/02/2014 | Gokul Refoils & Solvent Ltd | Anand Rathl Share and Stock Brokers Ltd   | NSE                                      | (25,000)                       | 395,788.00              | 10,462,500            | 7.9324%   |
| 04/02/2014 | Gokul Refoils & Solvent Ltd | Anand Rathl Share and Stock Brokers Ltd   | NSE                                      | (500,000)                      | 8,335,000.00            | 9,962,500             | 7.5534%   |
| 10/04/2014 | Gokul Refoils & Solvent Ltd | Anand Rathl Share and Stock Brokers Ltd   | NSE                                      | (1,500,000)                    | 20,962,200.00           | 8,462,500             | 6.4161%   |
|            |                             |   |  |                                |                         | 8,462,500             | 6.4161%   |

**Total**

**8,462,500**

**6.4161%**

Yours faithfully,  
For Cresta Fund Ltd

  
Cim Fund Services Ltd  
(Company Secretary)

Place: Mauritius  
Date: 14.04.2014