

7 April 2018.

National Stock Exchange of India Limited,  
"Exchange Plaza",  
Bandra-Kurla Complex, Bandra (East),  
Mumbai-400051.

BSE Limited,  
P.J. Towers,  
Dalal Street,  
Mumbai-400001.

Dear Sirs,

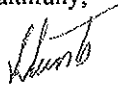
**Sub.: Disclosures under Regulation 30(2) of the SEBI (Substantial Acquisition of Shares and Takeovers) Regulations, 2011.**

In terms of Regulation 30(2) of the SEBI (Substantial Acquisition of Shares and Takeovers) Regulations, 2011, enclosed please find disclosures regarding aggregate shareholding in Suzlon Energy Limited (the "Target Company") as of 31<sup>st</sup> March 2018 by following persons being promoters and / or persons forming part of promoter group of the Target Company:

1.	Tulsi R.Tanti	12.	Vinod R.Tanti as karta of Vinod Ranchhodhbhai HUF
2.	Gita T.Tanti	13.	Jitendra R.Tanti as karta of Jitendra Ranchhodhbhai HUF
3.	Tulsi R.Tanti as karta of Tulsi Ranchhodhbhai HUF	14.	Pranav T.Tanti
4.	Tulsi R.Tanti as karta of Ranchhodhbhai Ramjibhai HUF	15.	Nidhi T.Tanti
5.	Tulsi R.Tanti J/w. Vinod R.Tanti J/w. Jitendra R.Tanti	16.	Rajan V.Tanti
6.	Tanti Holdings Private Limited	17.	Brij J.Tanti
7.	Vinod R.Tanti	18.	Trisha J.Tanti
8.	Jitendra R.Tanti	19.	Girish R.Tanti
9.	Sangita V.Tanti	20.	Sugati Holdings Private Limited
10.	Lina J.Tanti	21.	Samanvaya Holdings Private Limited.
11.	Rambhaben Ukabhai		

Thanking you,

Yours faithfully,



**Vinod R.Tanti,**  
Authorised Signatory for and on behalf of  
Promoters of Suzlon Energy Limited.

Encl.: As Above.

C.C.: Suzlon Energy Limited, "Suzlon", 5, Shrimafi Society, Near Shri Krishna Complex, Navrangpura, Ahmedabad-380009.

Disclosures under Regulation 30(1) and 30(2) of SEBI (Substantial Acquisition of Shares and Takeovers) Regulations, 2011 (the "Takeover Regulations")			
PART A - DETAILS OF SHAREHOLDING			
1	Name of the Target Company (TC)	SUZLON ENERGY LIMITED	
2	Name of the Stock Exchanges where the shares of TC are listed	1. National Stock Exchange of India Limited (NSE) 2. BSE Limited (BSE)	
3	Particulars of shareholder(s):		
	a) Name of person(s) together with Persons Acting in Concert (PAC) whose total shareholding (including that in the form of shares, warrants, convertible securities and any other instrument that would entitle the holder to receive shares in the TC) is more than 25% of the voting rights of the TC or	Not Applicable	
	b) Name(s) of promoter(s), member of the promoter group and PAC with him	Tulsi R.Tanti (For details of Promoter Group refer Annexure 1 and for details of PACs refer Annexure 2)	
4	Particulars of the shareholding of person(s) mentioned at (3) above as of March 31, 2018	No. of Shares	% w.r.t. total share / voting capital wherever applicable
	a) Shares held by:		% w.r.t. total diluted share / voting capital of TC (*)
	i) Tulsi R.Tanti	3,905,000	0.07%
	ii) Other Promoter Group Entities	1,048,879,456	19.72%
	iii) Persons Acting in Concert as per Annexure 2	990,054,295	18.61%
	Sub-Total (a)	2,042,838,751	38.40%
	b) Voting Rights (otherwise than by shares)	-	0.00%
	c) Warrants	-	0.00%
	d) Convertible Securities	-	0.00%
	e) Any other instrument that would entitle the holder to receive shares in the TC	-	0.00%
	Total (a + b + c + d + e)	2,042,838,751	38.40%

(\*)Diluted share/voting capital means total no. of shares in TC assuming full conversion of outstanding convertible securities / warrants into equity shares

#### Annexure 1

Shareholding of Promoter(s) / member of the Promoter Group of Suzlon Energy Limited (TC) as on March 31, 2018				
Sr. No.	Name of Promoters and entities forming part of the Promoter Group**	Number of shares	% w.r.t. total share / voting capital wherever applicable	% w.r.t. total diluted share / voting capital of TC
	Total paid up capital of Suzlon Energy Limited	5,319,774,121	-	-
	Total paid up capital of Suzlon Energy Limited on diluted basis	5,989,814,271	-	-
a)	Shares			
1	Tulsi R.Tanti	3,905,000	0.07%	0.07%
2	Gita T.Tanti	64,512,000	1.21%	1.08%
3	Tulsi R.Tanti as karta of Tulsi Ranchhodhbhai HUF	18,000,000	0.34%	0.30%
4	Tulsi R.Tanti as karta of Ranchhodhbhai Ramjibhai HUF	42,570,000	0.80%	0.71%
5	Tulsi R.Tanti J/w. Vinod R.Tanti J/w. Jitendra R.Tanti	42,660,000	0.80%	0.71%
6	Tanti Holdings Private Limited	158,901,093	2.99%	2.65%
7	Vinod R.Tanti	11,367,000	0.21%	0.19%
8	Jitendra R.Tanti	12,400,000	0.23%	0.21%
9	Sangita V.Tanti	70,182,000	1.32%	1.17%
10	Lina J.Tanti	70,182,000	1.32%	1.17%
11	Rambhoben Ukabhai	3,000	0.00%	0.00%
12	Vinod R.Tanti as karta of Vinod Ranchhodhbhai HUF	18,900,000	0.36%	0.32%
13	Jitendra R.Tanti as karta of Jitendra Ranchhodhbhai HUF	12,723,000	0.24%	0.21%
14	Pranav T.Tanti	59,067,000	1.11%	0.99%
15	Nidhi T.Tanti	3,052,000	0.06%	0.05%
16	Rajan V.Tanti	16,605,000	0.31%	0.28%
17	Brij J.Tanti	37,117,000	0.70%	0.62%
18	Trisha J.Tanti	15,120,000	0.28%	0.25%
19	Girish R.Tanti	100,019,000	1.88%	1.67%
21	Sugati Holdings Private Limited	262,497,868	4.93%	4.38%
22	Samanvaya Holdings Private Limited	33,001,495	0.62%	0.55%
	Sub-Total Promoters	1,052,784,456	19.79%	17.58%

## Annexure 2

## Shareholding of the Persons Acting in Concert with the Promoter Group of Suzlon Energy Limited (TC) as on March 31, 2018

Sr. No.	Name of the Persons Acting in Concert (Investor Group)**	Number of shares	% w.r.t. total share / voting capital wherever applicable	% w.r.t. total diluted share / voting capital of TC
a)	Shares			
1	Family Investment Pvt. Ltd. J/w. Quality Investment Pvt. Ltd. J/w. Kumud S. Shanghvi in the capacity of partners of M/s. Sunrise Associates	100,900,000	1.90%	1.68%
2	Tejaskiran Pharmachem Industries Pvt. Ltd. J/w. Virtuous Finance Pvt. Ltd. J/w. Aalok D. Shanghvi in the capacity of partners of M/s. Goldenstar Enterprises	100,900,000	1.90%	1.68%
3	Viditi Investment Pvt. Ltd. J/w. Virtuous Share Investments Pvt. Ltd. J/w. Vibha Shanghvi in the capacity of partners of M/s. Pioneer Resources	100,900,000	1.90%	1.68%
4	Aditya Medisales Ltd. J/w. Unimed Investments Ltd. J/w. Ms. Vidhi Shanghvi in the capacity of partners of M/s. Expert Vision	55,000,000	1.03%	0.92%
5	Aalok D. Shaughvi	68,000,000	1.28%	1.14%
6	Vibha Shanghvi	68,000,000	1.28%	1.14%
7	Vidhi D. Shaughvi	68,000,000	1.28%	1.14%
8	Neostar Developers LLP	85,000,000	1.60%	1.42%
9	Real Gold Developers LLP	85,000,000	1.60%	1.42%
10	Suraksha Buildwell LLP	110,000,000	2.07%	1.84%
11	Sudhir V. Valia	29,295	0.00%	0.00%
12	Raksha S. Valia	25,000	0.00%	0.00%
13	Vijay M. Parekh	5,000,000	0.09%	0.08%
14	Parash M. Parekh	5,000,000	0.09%	0.08%
15	Cannon Realty Pvt. Ltd. J/w. Sun Fastfin Services Pvt. Ltd. in the capacity of partners of M/s. GEE SIX Enterprises	138,300,000	2.60%	2.31%
	<b>Sub-Total PACs</b>	<b>990,054,295</b>	<b>18.61%</b>	<b>16.53%</b>

\*\*Note - In terms of the Shareholders' Agreement, the Promoter Group as per Annexure 1 and the Investor Group as per Annexure 2 shall be considered as persons acting in concert under the Takeover Regulations. However, the Investor Group shall not form part of Promoter Group of the Target Company in the shareholding pattern to be filed with the Stock Exchanges in accordance with SEBI (Listing Obligations and Disclosure Requirements) Regulations, 2015.

Date: 7/04/2018

  
Tulsi R. Tanti

Disclosures under Regulation 30(1) and 30(2) of SEBI (Substantial Acquisition of Shares and Takeovers) Regulations, 2011 (the "Takeover Regulations")			
PART A - DETAILS OF SHAREHOLDING			
1	Name of the Target Company (TC)	SUZLON ENERGY LIMITED	
2	Name of the Stock Exchanges where the shares of TC are listed	1. National Stock Exchange of India Limited (NSE) 2. BSE Limited (BSE)	
3	Particulars of shareholder(s):		
a)	Name of person(s) together with Persons Acting in Concert (PAC) whose total shareholding (including that in the form of shares, warrants, convertible securities and any other instrument that would entitle the holder to receive shares in the TC) is more than 25% of the voting rights of the TC or	Not Applicable	
b)	Name(s) of promoter(s), member of the promoter group and PAC with him	Gita T.Tanti (For details of Promoter Group refer Annexure 1 and for details of PACs refer Annexure 2)	
4	Particulars of the shareholding of person(s) mentioned at (3) above as of March 31, 2018	No. of Shares	% w.r.t. total share / voting capital wherever applicable
a)	Shares held by:		% w.r.t. total diluted share / voting capital of TC (*)
i)	Gita T.Tanti	64,512,000	1.21%
ii)	Other Promoter Group Entities	988,272,456	18.58%
iii)	Persons Acting in Concert as per Annexure 2	990,054,295	18.61%
	Sub-Total (a)	2,042,838,751	38.40%
b)	Voting Rights (otherwise than by shares)	-	0.00%
c)	Warrants	-	0.00%
d)	Convertible Securities	-	0.00%
e)	Any other instrument that would entitle the holder to receive shares in the TC	-	0.00%
	Total (a + b + c + d + e)	2,042,838,751	38.40%

(\* ) Diluted share/voting capital means total no. of shares in TC assuming full conversion of outstanding convertible securities / warrants into equity shares

#### Annexure I

#### Shareholding of Promoter(s) / member of the Promoter Group of Suzlon Energy Limited (TC) as on March 31, 2018

Sr. No.	Name of Promoters and entities forming part of the Promoter Group**	Number of shares	% w.r.t. total share / voting capital wherever applicable	% w.r.t. total diluted share / voting capital of TC
	Total paid up capital of Suzlon Energy Limited	5,319,774,121		
	Total paid up capital of Suzlon Energy Limited on diluted basis	5,989,814,271		
a)	Shares			
1	Tulsi R.Tanti	3,905,000	0.07%	0.07%
2	Gita T.Tanti	64,512,000	1.21%	1.08%
3	Tulsi R.Tanti as karta of Tulsi Ranchhodhbhai HUF	18,000,000	0.34%	0.30%
4	Tulsi R.Tanti as karta of Ranchhodhbhai Ramjibhai HUF	42,570,000	0.80%	0.71%
5	Tulsi R.Tanti J/w. Vinod R.Tanti J/w. Jitendra R.Tanti	42,660,000	0.80%	0.71%
6	Tanti Holdings Private Limited	158,901,093	2.99%	2.65%
7	Vinod R.Tanti	11,367,000	0.21%	0.19%
8	Jitendra R.Tanti	12,400,000	0.23%	0.21%
9	Sangita V.Tanti	70,182,000	1.32%	1.17%
10	Lina J.Tanti	70,182,000	1.32%	1.17%
11	Rambhahen Ukabhai	3,000	0.00%	0.00%
12	Vinod R.Tanti as karta of Vinod Ranchhodhbhai HUF	18,900,000	0.36%	0.32%
13	Jitendra R.Tanti as karta of Jitendra Ranchhodhbhai HUF	12,723,000	0.24%	0.21%
14	Pranav T.Tanti	59,067,000	1.11%	0.99%
15	Nidhi T.Tanti	3,052,000	0.06%	0.05%
16	Rajan V.Tanti	16,605,000	0.31%	0.28%
17	Brij J.Tanti	37,117,000	0.70%	0.62%
18	Trisha J.Tanti	15,120,000	0.28%	0.25%
19	Girish R.Tanti	100,019,000	1.88%	1.67%
21	Sugati Holdings Private Limited	262,497,868	4.93%	4.38%
22	Samanvaya Holdings Private Limited	33,001,495	0.62%	0.55%
	Sub-Total Promoters	1,052,784,456	19.79%	17.58%

## Annexure 2

## Shareholding of the Persons Acting in Concert with the Promoter Group of Suzlon Energy Limited (TC) as on March 31, 2018

Sr. No.	Name of the Persons Acting in Concert (Investor Group)**	Number of shares	% w.r.t. total share / voting capital wherever applicable	% w.r.t. total diluted share / voting capital of TC
a)	Shares			
1	Family Investment Pvt. Ltd. J/w. Quality Investment Pvt. Ltd. J/w. Kumud S. Shanghvi in the capacity of partners of M/s. Sunrise Associates	100,900,000	1.90%	1.68%
2	Tejaskiran Pharmachem Industries Pvt. Ltd. J/w. Virtuous Finance Pvt. Ltd. J/w. Aulok D. Shanghvi in the capacity of partners of M/s. Goldenstar Enterprises	100,900,000	1.90%	1.68%
3	Viditi Investment Pvt. Ltd. J/w. Virtuous Share Investments Pvt. Ltd. J/w. Vibha Shanghvi in the capacity of partners of M/s. Pioneer Resources	100,900,000	1.90%	1.68%
4	Aditya Medisales Ltd. J/w. Unimed Investments Ltd. J/w. Ms. Vidhi Shanghvi in the capacity of partners of M/s. Expert Vision	55,000,000	1.03%	0.92%
5	Aalok D. Shanghvi	68,000,000	1.28%	1.14%
6	Vibha Shanghvi	68,000,000	1.28%	1.14%
7	Vidhi D. Shanghvi	68,000,000	1.28%	1.14%
8	Neostar Developers LLP	85,000,000	1.60%	1.42%
9	Real Gold Developers LLP	85,000,000	1.60%	1.42%
10	Suraksha Buildwell LLP	110,000,000	2.07%	1.84%
11	Sudhir V. Valia	29,295	0.00%	0.00%
12	Raksha S. Valia	25,000	0.00%	0.00%
13	Vijay M. Parekh	5,000,000	0.09%	0.08%
14	Puresh M. Parekh	5,000,000	0.09%	0.08%
15	Cannon Realty Pvt. Ltd. J/w. Sun Fastfin Services Pvt. Ltd. in the capacity of partners of M/s. GEE SIX Enterprises	138,300,000	2.60%	2.31%
	<b>Sub-Total PACs</b>	<b>990,054,295</b>	<b>18.61%</b>	<b>16.53%</b>

\*\*Note - In terms of the Shareholders' Agreement, the Promoter Group as per Annexure 1 and the Investor Group as per Annexure 2 shall be considered as persons acting in concert under the Takeover Regulations. However, the Investor Group shall not form part of Promoter Group of the Target Company in the shareholding pattern to be filed with the Stock Exchanges in accordance with SEBI (Listing Obligations and Disclosure Requirements) Regulations, 2015.

*Gita T. Tanti*

Date: 7/04/2018

Gita T. Tanti

Disclosures under Regulation 30(1) and 30(2) of SEBI (Substantial Acquisition of Shares and Takeovers) Regulations, 2011 (the "Takeover Regulations")				
PART A - DETAILS OF SHAREHOLDING				
1	Name of the Target Company (TC)	SUZLON ENERGY LIMITED		
2	Name of the Stock Exchanges where the shares of TC are listed	1. National Stock Exchange of India Limited (NSE) 2. BSE Limited (BSE)		
3	Particulars of shareholder(s):			
	a) Name of person(s) together with Persons Acting in Concert (PAC) whose total shareholding (including that in the form of shares, warrants, convertible securities and any other instrument that would entitle the holder to receive shares in the TC) is more than 25% of the voting rights of the TC or	Not Applicable		
	b) Name(s) of promoter(s), member of the promoter group and PAC with him	Tulsi R.Tanti as karta of Tulsi Ranchhodhbhai HUF (For details of Promoter Group refer Annexure 1 and for details of PACs refer Annexure 2)		
4	Particulars of the shareholding of person(s) mentioned at (3) above as of March 31, 2018	No. of Shares	% w.r.t. total share / voting capital wherever applicable	% w.r.t. total diluted share / voting capital of TC (*)
	a) Shares held by:			
	i) Tulsi R.Tanti as karta of Tulsi Ranchhodhbhai HUF	18,000,000	0.34%	0.30%
	ii) Other Promoter Group Entities	1,034,784,456	19.45%	17.28%
	iii) Persons Acting in Concert as per Annexure 2	990,054,295	18.61%	16.53%
	<b>Sub-Total (a)</b>	<b>2,042,838,751</b>	<b>38.40%</b>	<b>34.11%</b>
	b) Voting Rights (otherwise than by shares)	-	0.00%	0.00%
	c) Warrants	-	0.00%	0.00%
	d) Convertible Securities	-	0.00%	0.00%
	e) Any other instrument that would entitle the holder to receive shares in the TC	-	0.00%	0.00%
	<b>Total (a + b + c + d + e)</b>	<b>2,042,838,751</b>	<b>38.40%</b>	<b>34.11%</b>

(\*) Diluted share/voting capital means total no. of shares in TC assuming full conversion of outstanding convertible securities / warrants into equity shares

#### Annexure 1

Shareholding of Promoter(s) / member of the Promoter Group of Suzlon Energy Limited (TC) as on March 31, 2018				
Sr. No.	Name of Promoters and entities forming part of the Promoter Group**	Number of shares	% w.r.t. total share / voting capital wherever applicable	% w.r.t. total diluted share / voting capital of TC
	Total paid up capital of Suzlon Energy Limited	5,319,774,121		
	Total paid up capital of Suzlon Energy Limited on diluted basis	5,989,814,271		
a)	Shares			
1	Tulsi R.Tanti	3,905,000	0.07%	0.07%
2	Gita T.Tanti	64,512,000	1.21%	1.08%
3	Tulsi R.Tanti as karta of Tulsi Ranchhodhbhai HUF	18,000,000	0.34%	0.30%
4	Tulsi R.Tanti as karta of Ranchhodhbhai Ramjibhai HUF	42,570,000	0.80%	0.71%
5	Tulsi R.Tanti J/w. Vinod R.Tanti J/w. Jitendra R.Tanti	42,660,000	0.80%	0.71%
6	Tanti Holdings Private Limited	158,901,093	2.99%	2.65%
7	Vinod R.Tanti	11,367,000	0.21%	0.19%
8	Jitendra R.Tanti	12,400,000	0.23%	0.21%
9	Sangita V.Tanti	70,182,000	1.32%	1.17%
10	Lina J.Tanti	70,182,000	1.32%	1.17%
11	Rambhaben Ukabhai	3,000	0.00%	0.00%
12	Vinod R.Tanti as karta of Vinod Ranchhodhbhai HUF	18,900,000	0.36%	0.32%
13	Jitendra R.Tanti as karta of Jitendra Ranchhodhbhai HUF	12,723,000	0.24%	0.21%
14	Pranav T.Tanti	59,067,000	1.11%	0.99%
15	Nidhi T.Tanti	3,052,000	0.06%	0.05%
16	Rajan V.Tanti	16,605,000	0.31%	0.28%
17	Brij J.Tanti	37,117,000	0.70%	0.62%
18	Trisha J.Tanti	15,120,000	0.28%	0.25%
19	Girish R.Tanti	100,019,000	1.88%	1.67%
21	Sugati Holdings Private Limited	262,497,868	4.93%	4.38%
22	Samanvaya Holdings Private Limited	33,001,495	0.62%	0.55%
	<b>Sub-Total Promoters</b>	<b>1,052,784,456</b>	<b>19.79%</b>	<b>17.58%</b>


## Annexure 2

## Shareholding of the Persons Acting in Concert with the Promoter Group of Suzlon Energy Limited (TC) as on March 31, 2018

Sr. No.	Name of the Persons Acting in Concert (Investor Group)**	Number of shares	% w.r.t. total share / voting capital wherever applicable	% w.r.t. total diluted share / voting capital of TC
a)	Shares			
1	Family Investment Pvt. Ltd. J/w. Quality Investment Pvt. Ltd. J/w. Kumud S. Shanghvi in the capacity of partners of M/s. Sunrise Associates	100,900,000	1.90%	1.68%
2	Tejaskiran Pharmachem Industries Pvt. Ltd. J/w. Virtuous Finance Pvt. Ltd. J/w. Aalok D. Shanghvi in the capacity of partners of M/s. Goldenstar Enterprises	100,900,000	1.90%	1.68%
3	Viditi Investment Pvt. Ltd. J/w. Virtuous Share Investments Pvt. Ltd. J/w. Vibha Shanghvi in the capacity of partners of M/s. Pioneer Resources	100,900,000	1.90%	1.68%
4	Aditya Medisales Ltd. J/w. Unimed Investments Ltd. J/w. Ms. Vidhi Shanghvi in the capacity of partners of M/s. Expert Vision	55,000,000	1.03%	0.92%
5	Aalok D. Shanghvi	68,000,000	1.28%	1.14%
6	Vibha Shanghvi	68,000,000	1.28%	1.14%
7	Vidhi D. Shanghvi	68,000,000	1.28%	1.14%
8	Neostar Developers LLP	85,000,000	1.60%	1.42%
9	Real Gold Developers LLP	85,000,000	1.60%	1.42%
10	Suraksha Buildwell LLP	116,000,000	2.07%	1.84%
11	Sudhir V. Valia	29,295	0.00%	0.00%
12	Raksha S. Valia	25,000	0.00%	0.00%
13	Vijay M. Parekh	5,000,000	0.09%	0.08%
14	Paresh M. Parekh	5,000,000	0.09%	0.08%
15	Cannon Realty Pvt. Ltd. J/w. Sun Fastfin Services Pvt. Ltd. in the capacity of partners of M/s. GEE SIX Enterprises	138,300,000	2.60%	2.31%
	<b>Sub-Total PACs</b>	<b>990,054,295</b>	<b>18.61%</b>	<b>16.53%</b>

\*\*Note - In terms of the Shareholders' Agreement, the Promoter Group as per Annexure 1 and the Investor Group as per Annexure 2 shall be considered as persons acting in concert under the Takeover Regulations. However, the Investor Group shall not form part of Promoter Group of the Target Company in the shareholding pattern to be filed with the Stock Exchanges in accordance with SEBI (Listing Obligations and Disclosure Requirements) Regulations, 2015.

Date: 7/04/2018



Tulsi R. Tanti as karta of Tulsi Ranchhodhbhai HUF

Disclosures under Regulation 30(1) and 30(2) of SEBI (Substantial Acquisition of Shares and Takeovers) Regulations, 2011 (the "Takeover Regulations")			
PART A - DETAILS OF SHAREHOLDING			
1	Name of the Target Company (TC)	SUZLON ENERGY LIMITED	
2	Name of the Stock Exchanges where the shares of TC are listed	1. National Stock Exchange of India Limited (NSE) 2. BSE Limited (BSE)	
3	Particulars of shareholder(s):		
	a) Name of person(s) together with Persons Acting in Concert (PAC) whose total shareholding (including that in the form of shares, warrants, convertible securities and any other instrument that would entitle the holder to receive shares in the TC) is more than 25% of the voting rights of the TC or	Not Applicable	
	b) Name(s) of promoter(s), member of the promoter group and PAC with him	Tulsi R. Tanti as karta of Ranchhodhbhai Ramjibhai HUF (For details of Promoter Group refer Annexure 1 and for details of PACs refer Annexure 2)	
4	Particulars of the shareholding of person(s) mentioned at (3) above as of March 31, 2018	No. of Shares	% w.r.t. total share / voting capital wherever applicable
	a) Shares held by:		% w.r.t. total diluted share / voting capital of TC (*)
	i) Tulsi R. Tanti as karta of Ranchhodhbhai Ramjibhai HUF	42,570,000	0.80%
	ii) Other Promoter Group Entities	1,010,214,456	18.99%
	iii) Persons Acting in Concert as per Annexure 2	990,054,295	18.61%
	<b>Sub-Total (a)</b>	<b>2,042,838,751</b>	<b>38.40%</b>
	b) Voting Rights (otherwise than by shares)	-	0.00%
	c) Warrants	-	0.00%
	d) Convertible Securities	-	0.00%
	e) Any other instrument that would entitle the holder to receive shares in the TC	-	0.00%
	<b>Total (a + b + c + d + e)</b>	<b>2,042,838,751</b>	<b>38.40%</b>

(\*) Diluted share/voting capital means total no. of shares in TC assuming full conversion of outstanding convertible securities / warrants into equity shares

#### Annexure 1

Shareholding of Promoter(s) / member of the Promoter Group of Suzlon Energy Limited (TC) as on March 31, 2018			
Sr. No.	Name of Promoters and entities forming part of the Promoter Group**	Number of shares	% w.r.t. total share / voting capital wherever applicable
	Total paid up capital of Suzlon Energy Limited	5,319,774,121	
	Total paid up capital of Suzlon Energy Limited on diluted basis	5,989,814,271	
a)	Shares		
1	Tulsi R. Tanti	3,905,000	0.07%
2	Gita T. Tanti	64,512,000	1.21%
3	Tulsi R. Tanti as karta of Tulsi Ranchhodhbhai HUF	18,000,000	0.34%
4	Tulsi R. Tanti as karta of Ranchhodhbhai Ramjibhai HUF	42,570,000	0.80%
5	Tulsi R. Tanti J/w. Vinod R. Tanti J/w. Jitendra R. Tanti	42,660,000	0.80%
6	Tanti Holdings Private Limited	158,901,093	2.99%
7	Vinod R. Tanti	11,367,000	0.21%
8	Jitendra R. Tanti	12,400,000	0.23%
9	Sangita V. Tanti	70,182,000	1.32%
10	Lina J. Tanti	70,182,000	1.32%
11	Rambhaden Ukabhai	3,000	0.00%
12	Vinod R. Tanti as karta of Vinod Ranchhodhbhai HUF	18,900,000	0.36%
13	Jitendra R. Tanti as karta of Jitendra Ranchhodhbhai HUF	12,723,000	0.24%
14	Pranav T. Tanti	59,067,000	1.11%
15	Nidhi T. Tanti	3,052,000	0.06%
16	Rajan V. Tanti	16,605,000	0.31%
17	Brij J. Tanti	37,117,000	0.70%
18	Trisha J. Tanti	15,120,000	0.28%
19	Girish R. Tanti	100,019,000	1.88%
21	Sugati Holdings Private Limited	262,497,868	4.93%
22	Samanvaya Holdings Private Limited	33,001,495	0.62%
	<b>Sub-Total Promoters</b>	<b>1,052,784,456</b>	<b>19.79%</b>

## Annexure 2

## Shareholding of the Persons Acting in Concert with the Promoter Group of Suzlon Energy Limited (TC) as on March 31, 2018

Sr. No.	Name of the Persons Acting in Concert (Investor Group)**	Number of shares	% w.r.t. total share / voting capital wherever applicable	% w.r.t. total diluted share / voting capital of TC
a)	Shares			
1	Family Investment Pvt. Ltd. J/w. Quality Investment Pvt. Ltd. J/w. Kumud S. Shanghvi in the capacity of partners of M/s. Sunrise Associates	100,900,000	1.90%	1.68%
2	Tejaskiran Pharmachem Industries Pvt. Ltd. J/w. Virtuous Finance Pvt. Ltd. J/w. Aalok D. Shanghvi in the capacity of partners of M/s. Goldenstar Enterprises	100,900,000	1.90%	1.68%
3	Viditi Investment Pvt. Ltd. J/w. Virtuous Share Investments Pvt. Ltd. J/w. Vibha Shanghvi in the capacity of partners of M/s. Pioneer Resources	100,900,000	1.90%	1.68%
4	Aditya Medisales Ltd. J/w. Unimed Investments Ltd. J/w. Ms. Vidhi Shanghvi in the capacity of partners of M/s. Expert Vision	55,000,000	1.03%	0.92%
5	Aalok D. Shanghvi	68,000,000	1.28%	1.14%
6	Vibha Shanghvi	68,000,000	1.28%	1.14%
7	Vidhi D. Shanghvi	68,000,000	1.28%	1.14%
8	Neostar Developers LLP	85,000,000	1.60%	1.42%
9	Real Gold Developers LLP	85,000,000	1.60%	1.42%
10	Suraksha Buildwell LLP	110,000,000	2.07%	1.84%
11	Sudhir V. Valia	29,295	0.00%	0.00%
12	Raksha S. Valia	25,000	0.00%	0.00%
13	Vijay M. Parekh	5,000,000	0.09%	0.08%
14	Pareesh M. Parekh	5,000,000	0.09%	0.08%
15	Cannon Realty Pvt. Ltd. J/w. Sun Pastfin Services Pvt. Ltd. in the capacity of partners of M/s. GBE SIX Enterprises	138,300,000	2.60%	2.31%
	<b>Sub-Total PACs</b>	<b>990,054,295</b>	<b>18.61%</b>	<b>16.53%</b>

\*\*Note - In terms of the Shareholders' Agreement, the Promoter Group as per Annexure 1 and the Investor Group as per Annexure 2 shall be considered as persons acting in concert under the Takeover Regulations. However, the Investor Group shall not form part of Promoter Group of the Target Company in the shareholding pattern to be filed with the Stock Exchanges in accordance with SEBI (Listing Obligations and Disclosure Requirements) Regulations, 2015.

Date: 7/04/2018

Tulsi R. Tanti as karta of Ranchhodhbhai Ranjibhai HUF

Disclosures under Regulation 30(1) and 30(2) of SEBI (Substantial Acquisition of Shares and Takeovers) Regulations, 2011 (the "Takeover Regulations")			
PART A - DETAILS OF SHAREHOLDING			
1	Name of the Target Company (TC)	SUZLON ENERGY LIMITED	
2	Name of the Stock Exchanges where the shares of TC are listed	1. National Stock Exchange of India Limited (NSE) 2. BSE Limited (BSE)	
3	Particulars of shareholder(s):		
a)	Name of person(s) together with Persons Acting in Concert (PAC) whose total shareholding (including that in the form of shares, warrants, convertible securities and any other instrument that would entitle the holder to receive shares in the TC) is more than 25% of the voting rights of the TC or	Not Applicable	
b)	Name(s) of promoter(s), member of the promoter group and PAC with him	Tulsi R.Tanti J/w. Vinod R.Tanti J/w. Jitendra R.Tanti (For details of Promoter Group refer Annexure 1 and for details of PACs refer Annexure 2)	
4	Particulars of the shareholding of person(s) mentioned at (3) above as of March 31, 2018	No. of Shares	% w.r.t. total share / voting capital wherever applicable
a)	Shares held by:		% w.r.t. total diluted share / voting capital of TC (*)
i)	Tulsi R.Tanti J/w. Vinod R.Tanti J/w. Jitendra R.Tanti	42,660,000	0.80%
ii)	Other Promoter Group Entities	1,010,124,456	18.99%
iii)	Persons Acting in Concert as per Annexure 2	990,054,295	18.61%
	Sub-Total (a)	2,042,838,751	38.40%
b)	Voting Rights (otherwise than by shares)	-	0.00%
c)	Warrants	-	0.00%
d)	Convertible Securities	-	0.00%
e)	Any other instrument that would entitle the holder to receive shares in the TC	-	0.00%
	Total (a + b + c + d + e)	2,042,838,751	38.40%

(\*) Diluted share/voting capital means total no. of shares in TC assuming full conversion of outstanding convertible securities / warrants into equity shares

#### Annexure 1

#### Shareholding of Promoter(s) / member of the Promoter Group of Suzlon Energy Limited (TC) as on March 31, 2018


Sr. No.	Name of Promoters and entities forming part of the Promoter Group**	Number of shares	% w.r.t. total share / voting capital wherever applicable	% w.r.t. total diluted share / voting capital of TC
	Total paid up capital of Suzlon Energy Limited	5,319,774,121		
	Total paid up capital of Suzlon Energy Limited on diluted basis	5,989,814,271		
a)	Shares			
1	Tulsi R.Tanti	3,905,000	0.07%	0.07%
2	Gita T.Tanti	64,512,000	1.21%	1.08%
3	Tulsi R.Tanti as karta of Tulsi Ranchhodhbhai HUF	18,000,000	0.34%	0.30%
4	Tulsi R.Tanti as karta of Ranchhodhbhai Ramjibhai HUF	42,570,000	0.80%	0.71%
5	Tulsi R.Tanti J/w. Vinod R.Tanti J/w. Jitendra R.Tanti	42,660,000	0.80%	0.71%
6	Tanti Holdings Private Limited	158,901,093	2.99%	2.65%
7	Vinod R.Tanti	11,367,000	0.21%	0.19%
8	Jitendra R.Tanti	12,400,000	0.23%	0.21%
9	Sangita V.Tanti	70,182,000	1.32%	1.17%
10	Lina J.Tanti	70,182,000	1.32%	1.17%
11	Rambhoben Ukabhai	3,000	0.00%	0.00%
12	Vinod R.Tanti as karta of Vinod Ranchhodhbhai HUF	18,900,000	0.36%	0.32%
13	Jitendra R.Tanti as karta of Jitendra Ranchhodhbhai HUF	12,723,000	0.24%	0.21%
14	Pranav T.Tanti	59,067,000	1.11%	0.99%
15	Nidhi T.Tanti	3,052,000	0.06%	0.05%
16	Rajan V.Tanti	16,605,000	0.31%	0.28%
17	Brij J.Tanti	37,117,000	0.70%	0.62%
18	Trisha J.Tanti	15,120,000	0.28%	0.25%
19	Girish R.Tanti	100,019,000	1.88%	1.67%
21	Sugati Holdings Private Limited	262,497,868	4.93%	4.38%
22	Samavaya Holdings Private Limited	33,001,495	0.62%	0.55%
	Sub-Total Promoters	1,052,784,456	19.79%	17.58%

## Shareholding of the Persons Acting in Concert with the Promoter Group of Suzlon Energy Limited (TC) as on March 31, 2018


Sr. No.	Name of the Persons Acting in Concert (Investor Group)**	Number of shares	% w.r.t. total share / voting capital wherever applicable	% w.r.t. total diluted share / voting capital of TC
a)	Shares			
1	Family Investment Pvt. Ltd. J/w. Quality Investment Pvt. Ltd. J/w. Kumud S. Shanghvi in the capacity of partners of M/s. Sunrise Associates	100,900,000	1.90%	1.68%
2	Tejaskiran Pharmachem Industries Pvt. Ltd. J/w. Virtuous Finance Pvt. Ltd. J/w. Aalok D. Shanghvi in the capacity of partners of M/s. Goldenstar Enterprises	100,900,000	1.90%	1.68%
3	Viditi Investment Pvt. Ltd. J/w. Virtuous Share Investments Pvt. Ltd. J/w. Vibha Shanghvi in the capacity of partners of M/s. Pioneer Resources	100,900,000	1.90%	1.68%
4	Aditya Medisales Ltd. J/w. Unimed Investments Ltd. J/w. Ms. Vidhi Shanghvi in the capacity of partners of M/s. Expert Vision	55,000,000	1.03%	0.92%
5	Aalok D. Shanghvi	68,000,000	1.28%	1.14%
6	Vibha Shanghvi	68,000,000	1.28%	1.14%
7	Vidhi D. Shanghvi	68,000,000	1.28%	1.14%
8	Neostar Developers LLP	85,000,000	1.60%	1.42%
9	Real Gold Developers LLP	85,000,000	1.60%	1.42%
10	Suraksha Buildwell LLP	110,000,000	2.07%	1.84%
11	Sudhir V. Valia	29,295	0.00%	0.00%
12	Raksha S. Valia	25,000	0.00%	0.00%
13	Vijay M. Parekh	5,000,000	0.09%	0.08%
14	Paresh M. Parekh	5,000,000	0.09%	0.08%
15	Cannon Realty Pvt. Ltd. J/w. Sun Fastfin Services Pvt. Ltd. in the capacity of partners of M/s. GEB SIX Enterprises	138,300,000	2.60%	2.31%
	<b>Sub-Total PACs</b>	<b>990,054,295</b>	<b>18.61%</b>	<b>16.53%</b>

\*\*Note - In terms of the Shareholders' Agreement, the Promoter Group as per Annexure 1 and the Investor Group as per Annexure 2 shall be considered as persons acting in concert under the Takeover Regulations. However, the Investor Group shall not form part of Promoter Group of the Target Company in the shareholding pattern to be filed with the Stock Exchanges in accordance with SEBI (Listing Obligations and Disclosure Requirements) Regulations, 2015.

Date: 7/04/2018



Tansi R. Tanti J/w. Vinod R. Tanti J/w. Jitendra R. Tanti



Disclosures under Regulation 30(1) and 30(2) of SEBI (Substantial Acquisition of Shares and Takeovers) Regulations, 2011 (the "Takeover Regulations")				
PART A - DETAILS OF SHAREHOLDING				
1	Name of the Target Company (TC)	SUZLON ENERGY LIMITED		
2	Name of the Stock Exchanges where the shares of TC are listed	1. National Stock Exchange of India Limited (NSE) 2. BSE Limited (BSE)		
3	Particulars of shareholder(s):			
	a) Name of person(s) together with Persons Acting in Concert (PAC) whose total shareholding (including that in the form of shares, warrants, convertible securities and any other instrument that would entitle the holder to receive shares in the TC) is more than 25% of the voting rights of the TC or	Not Applicable		
	b) Name(s) of promoter(s), member of the promoter group and PAC with him	Tanti Holdings Private Limited (For details of Promoter Group refer Annexure 1 and for details of PACs refer Annexure 2)		
4	Particulars of the shareholding of person(s) mentioned at (3) above as of March 31, 2018	No. of Shares	% w.r.t. total share / voting capital wherever applicable	% w.r.t. total diluted share / voting capital of TC (*)
	a) Shares held by:			
	i) Tanti Holdings Private Limited	158,901,093	2.99%	2.65%
	ii) Other Promoter Group Entities	893,883,363	16.80%	14.92%
	iii) Persons Acting in Concert as per Annexure 2	990,054,295	18.61%	16.53%
	Sub-Total (a)	2,042,838,751	38.40%	34.11%
	b) Voting Rights (otherwise than by shares)	-	0.00%	0.00%
	c) Warrants	-	0.00%	0.00%
	d) Convertible Securities	-	0.00%	0.00%
	e) Any other instrument that would entitle the holder to receive shares in the TC	-	0.00%	0.00%
	Total (a + b + c + d + e)	2,042,838,751	38.40%	34.11%

(\*)Diluted share/voting capital means total no. of shares in TC assuming full conversion of outstanding convertible securities / warrants into equity shares

#### Annexure 1

#### Shareholding of Promoter(s) / member of the Promoter Group of Suzlon Energy Limited (TC) as on March 31, 2018

Sr. No.	Name of Promoters and entities forming part of the Promoter Group**	Number of shares	% w.r.t. total share / voting capital wherever applicable	% w.r.t. total diluted share / voting capital of TC
	Total paid up capital of Suzlon Energy Limited	5,319,774,121		
	Total paid up capital of Suzlon Energy Limited on diluted basis:	5,989,814,271		
a)	Shares			
1	Tulsi R.Tanti	3,905,000	0.07%	0.07%
2	Gita T.Tanti	64,512,000	1.21%	1.08%
3	Tulsi R.Tanti as karta of Tulsi Ranchhodhbhai HUF	18,000,000	0.34%	0.30%
4	Tulsi R.Tanti as karta of Ranchhodhbhai Ramjibhai HUF	42,570,000	0.80%	0.71%
5	Tulsi R.Tanti J/w. Vinod R.Tanti J/w. Jitendra R.Tanti	42,660,000	0.80%	0.71%
6	Tanti Holdings Private Limited	158,901,093	2.99%	2.65%
7	Vinod R.Tanti	11,367,000	0.21%	0.19%
8	Jitendra R.Tanti	12,400,000	0.23%	0.21%
9	Sangita V.Tanti	70,182,000	1.32%	1.17%
10	Lina J.Tanti	70,182,000	1.32%	1.17%
11	Rambhoben Ukabhai	3,000	0.00%	0.00%
12	Vinod R.Tanti as karta of Vinod Ranchhodhbhai HUF	18,900,000	0.36%	0.32%
13	Jitendra R.Tanti as karta of Jitendra Ranchhodhbhai HUF	12,723,000	0.24%	0.21%
14	Pranav T.Tanti	59,067,000	1.11%	0.99%
15	Nidhi T.Tanti	3,052,000	0.06%	0.05%
16	Rajan V.Tanti	16,605,000	0.31%	0.28%
17	Brij J.Tanti	37,117,000	0.70%	0.62%
18	Trisha J.Tanti	15,120,000	0.28%	0.25%
19	Girish R.Tanti	100,019,000	1.88%	1.67%
21	Sugati Holdings Private Limited	262,497,868	4.93%	4.38%
22	Samanvaya Holdings Private Limited	33,001,495	0.62%	0.55%
	Sub-Total Promoters	1,052,784,456	19.79%	17.58%


## Annexure 2

## Shareholding of the Persons Acting in Concert with the Promoter Group of Suzlon Energy Limited (TC) as on March 31, 2018

Sr. No.	Name of the Persons Acting in Concert (Investor Group)**	Number of shares	% w.r.t. total share / voting capital wherever applicable	% w.r.t. total diluted share / voting capital of TC
a)	Shares			
1	Family Investment Pvt. Ltd. J/w. Quality Investment Pvt. Ltd. J/w. Krunud S. Shanghvi in the capacity of partners of M/s. Sunrise Associates	100,900,000	1.90%	1.68%
2	Tejaskiran Pharmachem Industries Pvt. Ltd. J/w. Virtuous Finance Pvt. Ltd. J/w. Aalok D. Shanghvi in the capacity of partners of M/s. Goldenstar Enterprises	100,900,000	1.90%	1.68%
3	Vidhi Investment Pvt. Ltd. J/w. Virtuous Share Investments Pvt. Ltd. J/w. Vibha Shanghvi in the capacity of partners of M/s. Pioneer Resources	100,900,000	1.90%	1.68%
4	Aditya Medisales Ltd. J/w. Unimed Investments Ltd. J/w. Ms. Vidhi Shanghvi in the capacity of partners of M/s. Expert Vision	55,000,000	1.03%	0.92%
5	Aalok D. Shanghvi	68,000,000	1.28%	1.14%
6	Vibha Shanghvi	68,000,000	1.28%	1.14%
7	Vidhi D. Shanghvi	68,000,000	1.28%	1.14%
8	Ncostar Developers LLP	85,000,000	1.60%	1.42%
9	Real Gold Developers LLP	85,000,000	1.60%	1.42%
10	Suraksha Buildwell LLP	110,000,000	2.07%	1.84%
11	Sudhir V. Valia	29,295	0.00%	0.00%
12	Raksha S. Valia	25,000	0.00%	0.00%
13	Vijay M. Parekh	5,000,000	0.09%	0.08%
14	Paresh M. Parekh	5,000,000	0.09%	0.08%
15	Cannon Realty Pvt. Ltd. J/w. Sun Fastfin Services Pvt. Ltd. in the capacity of partners of M/s. GEE SIX Enterprises	138,300,000	2.60%	2.31%
	<b>Sub-Total PACs</b>	<b>990,054,295</b>	<b>18.61%</b>	<b>16.53%</b>

\*\*Note - In terms of the Shareholders' Agreement, the Promoter Group as per Annexure 1 and the Investor Group as per Annexure 2 shall be considered as persons acting in concert under the Takeover Regulations. However, the Investor Group shall not form part of Promoter Group of the Target Company in the shareholding pattern to be filed with the Stock Exchanges in accordance with SEBI (Listing Obligations and Disclosure Requirements) Regulations, 2015.

Date: 21/04/2018

  
Tanti Holdings Private Limited

Disclosures under Regulation 30(1) and 30(2) of SEBI (Substantial Acquisition of Shares and Takeovers) Regulations, 2011 (the "Takeover Regulations")			
PART A - DETAILS OF SHAREHOLDING			
1	Name of the Target Company (TC)	SUZLON ENERGY LIMITED	
2	Name of the Stock Exchanges where the shares of TC are listed	1. National Stock Exchange of India Limited (NSE) 2. BSE Limited (BSE)	
3	Particulars of shareholder(s):		
a)	Name of person(s) together with Persons Acting in Concert (PAC) whose total shareholding (including that in the form of shares, warrants, convertible securities and any other instrument that would entitle the holder to receive shares in the TC) is more than 25% of the voting rights of the TC or	Not Applicable	
b)	Name(s) of promoter(s), member of the promoter group and PAC with him	Vinod R.Tanti (For details of Promoter Group refer Annexure 1 and for details of PACs refer Annexure 2)	
4	Particulars of the shareholding of person(s) mentioned at (3) above as of March 31, 2018	No. of Shares	% w.r.t. total share / voting capital wherever applicable
a)	Shares held by:		% w.r.t. total diluted share / voting capital of TC (*)
i)	Vinod R.Tanti	11,367,000	0.21%
ii)	Other Promoter Group Entities	1,041,417,456	19.58%
iii)	Persons Acting in Concert as per Annexure 2	990,054,295	18.61%
	<b>Sub-Total (a)</b>	<b>2,042,838,751</b>	<b>38.40%</b>
b)	Voting Rights (otherwise than by shares)	-	0.00%
c)	Warrants	-	0.00%
d)	Convertible Securities	-	0.00%
e)	Any other instrument that would entitle the holder to receive shares in the TC	-	0.00%
	<b>Total (a + b + c + d + e)</b>	<b>2,042,838,751</b>	<b>38.40%</b>

(\*) Diluted share/voting capital means total no. of shares in TC assuming full conversion of outstanding convertible securities / warrants into equity shares

#### Annexure I

#### Shareholding of Promoter(s) / member of the Promoter Group of Suzlon Energy Limited (TC) as on March 31, 2018

Sr. No.	Name of Promoters and entities forming part of the Promoter Group**	Number of shares	% w.r.t. total share / voting capital wherever applicable	% w.r.t. total diluted share / voting capital of TC
	Total paid up capital of Suzlon Energy Limited	5,319,774,121	-	-
	Total paid up capital of Suzlon Energy Limited on diluted basis:	5,989,814,271		
a)	Shares			
1	Tulsi R.Tanti	3,905,000	0.07%	0.07%
2	Gita T.Tanti	64,512,000	1.21%	1.08%
3	Tulsi R.Tanti as karta of Tulsi Ranchhodhbhai HUF	18,000,000	0.34%	0.30%
4	Tulsi R.Tanti as karta of Ranchhodhbhai Ramjibhai HUF	42,570,000	0.80%	0.71%
5	Tulsi R.Tanti J/w. Vinod R.Tanti J/w. Jitendra R.Tanti	42,660,000	0.80%	0.71%
6	Tanti Holdings Private Limited	158,901,093	2.99%	2.65%
7	Vinod R.Tanti	11,367,000	0.21%	0.19%
8	Jitendra R.Tanti	12,400,000	0.23%	0.21%
9	Sangita V.Tanti	70,182,000	1.32%	1.17%
10	Lina J.Tanti	70,182,000	1.32%	1.17%
11	Rambhoben Ukabhai	3,000	0.00%	0.00%
12	Vinod R.Tanti as karta of Vinod Ranchhodhbhai HUF	18,900,000	0.36%	0.32%
13	Jitendra R.Tanti as karta of Jitendra Ranchhodhbhai HUF	12,723,000	0.24%	0.21%
14	Pranav T.Tanti	59,067,000	1.11%	0.99%
15	Nidhi T.Tanti	3,052,000	0.06%	0.05%
16	Rajan V.Tanti	16,605,000	0.31%	0.28%
17	Brij J.Tanti	37,117,000	0.70%	0.62%
18	Trisha J.Tanti	15,120,000	0.28%	0.25%
19	Girish R.Tanti	100,019,000	1.88%	1.67%
21	Sugati Holdings Private Limited	262,497,868	4.93%	4.38%
22	Samantvaya Holdings Private Limited	33,001,495	0.62%	0.55%
	<b>Sub-Total Promoters</b>	<b>1,052,784,456</b>	<b>19.79%</b>	<b>17.58%</b>


## Annexure 2

## Shareholding of the Persons Acting in Concert with the Promoter Group of Suzlon Energy Limited (TC) as on March 31, 2018

Sr. No.	Name of the Persons Acting in Concert (Investor Group)**	Number of shares	% w.r.t. total share / voting capital wherever applicable	% w.r.t. total diluted share / voting capital of TC
a)	Shares			
1	Family Investment Pvt. Ltd. J/w. Quality Investment Pvt. Ltd. J/w. Kumud S. Shanghvi in the capacity of partners of M/s. Sunrise Associates	100,900,000	1.90%	1.68%
2	Tejaskiran Pharmachem Industries Pvt. Ltd. J/w. Virtuous Finance Pvt. Ltd. J/w. Aalok D. Shanghvi in the capacity of partners of M/s. Goldenstar Enterprises	100,900,000	1.90%	1.68%
3	Viditi Investment Pvt. Ltd. J/w. Virtuous Share Investments Pvt. Ltd. J/w. Vibha Shanghvi in the capacity of partners of M/s. Pioneer Resources	100,900,000	1.90%	1.68%
4	Aditya Medisales Ltd. J/w. Unimed Investments Ltd. J/w. Ms. Vidhi Shanghvi in the capacity of partners of M/s. Expert Vision	55,000,000	1.03%	0.92%
5	Aalok D. Shanghvi	68,000,000	1.28%	1.14%
6	Vibha Shanghvi	68,000,000	1.28%	1.14%
7	Vidhi D. Shanghvi	68,000,000	1.28%	1.14%
8	Neostar Developers LLP	85,000,000	1.60%	1.42%
9	Real Gold Developers LLP	85,000,000	1.60%	1.42%
10	Suraksha Buildwell LLP	110,000,000	2.07%	1.84%
11	Sudhir V. Valia	29,295	0.00%	0.00%
12	Raksha S. Valia	25,000	0.00%	0.00%
13	Vijay M. Parekh	5,000,000	0.09%	0.08%
14	Paresh M. Parekh	5,000,000	0.09%	0.08%
15	Cannon Realty Pvt. Ltd. J/w. Sun Fastfin Services Pvt. Ltd. in the capacity of partners of M/s. GEE SIX Enterprises	138,300,000	2.60%	2.31%
	<b>Sub-Total PACs</b>	<b>990,054,295</b>	<b>18.61%</b>	<b>16.53%</b>

\*\*Note - In terms of the Shareholders' Agreement, the Promoter Group as per Annexure 1 and the Investor Group as per Annexure 2 shall be considered as persons acting in concert under the Takeover Regulations. However, the Investor Group shall not form part of Promoter Group of the Target Company in the shareholding pattern to be filed with the Stock Exchanges in accordance with SEBI (Listing Obligations and Disclosure Requirements) Regulations, 2015.

Date: 7/04/2018

  
Vinod R. Tanti

Disclosures under Regulation 30(1) and 30(2) of SEBI (Substantial Acquisition of Shares and Takeovers) Regulations, 2011 (the "Takeover Regulations")			
PART A - DETAILS OF SHAREHOLDING			
1	Name of the Target Company (TC)	SUZLON ENERGY LIMITED	
2	Name of the Stock Exchanges where the shares of TC are listed	1. National Stock Exchange of India Limited (NSE) 2. BSE Limited (BSE)	
3	Particulars of shareholder(s):		
a)	Name of person(s) together with Persons Acting in Concert (PAC) whose total shareholding (including that in the form of shares, warrants, convertible securities and any other instrument that would entitle the holder to receive shares in the TC) is more than 25% of the voting rights of the TC or	Not Applicable	
b)	Name(s) of promoter(s), member of the promoter group and PAC with him	Jitendra R.Tanti (For details of Promoter Group refer Annexure 1 and for details of PACs refer Annexure 2).	
4	Particulars of the shareholding of person(s) mentioned at (3) above as of March 31, 2018	No. of Shares	% w.r.t. total share / voting capital wherever applicable
a)	Shares held by:		% w.r.t. total diluted share / voting capital of TC (*)
i)	Jitendra R.Tanti	12,400,000	0.23%
ii)	Other Promoter Group Entities	1,040,384,456	19.56%
iii)	Persons Acting in Concert as per Annexure 2	990,054,295	18.61%
	<b>Sub-Total (a)</b>	<b>2,042,838,751</b>	<b>38.40%</b>
b)	Voting Rights (otherwise than by shares)	-	0.00%
c)	Warrants	-	0.00%
d)	Convertible Securities	-	0.00%
e)	Any other instrument that would entitle the holder to receive shares in the TC	-	0.00%
	<b>Total (a + b + c + d + e)</b>	<b>2,042,838,751</b>	<b>38.40%</b>

(\*) Diluted share/voting capital means total no. of shares in TC assuming full conversion of outstanding convertible securities / warrants into equity shares

#### Annexure 1

#### Shareholding of Promoter(s) / member of the Promoter Group of Suzlon Energy Limited (TC) as on March 31, 2018

Sr. No.	Name of Promoters and entities forming part of the Promoter Group**	Number of shares	% w.r.t. total share / voting capital wherever applicable	% w.r.t. total diluted share / voting capital of TC
	Total paid up capital of Suzlon Energy Limited	5,319,774,121		
	Total paid up capital of Suzlon Energy Limited on diluted basis	5,989,814,271		
a)	Shares			
1	Tulsi R.Tanti	3,905,000	0.07%	0.07%
2	Gita T.Tanti	64,512,000	1.21%	1.08%
3	Tulsi R.Tanti as karta of Tulsi Ranchhodhbhai HUF	18,000,000	0.34%	0.30%
4	Tulsi R.Tanti as karta of Ranchhodhbhai Ramjibhai HUF	42,570,000	0.80%	0.71%
5	Tulsi R.Tanti J/w. Vinod R.Tanti J/w. Jitendra R.Tanti	42,660,000	0.80%	0.71%
6	Tanti Holdings Private Limited	158,901,093	2.99%	2.65%
7	Vinod R.Tanti	11,367,000	0.21%	0.19%
8	Jitendra R.Tanti	12,400,000	0.23%	0.21%
9	Saangita V.Tanti	70,182,000	1.32%	1.17%
10	Lina J.Tanti	70,182,000	1.32%	1.17%
11	Rambhoben Ukabhai	3,000	0.00%	0.00%
12	Vinod R.Tanti as karta of Vinod Ranchhodhbhai HUF	18,900,000	0.36%	0.32%
13	Jitendra R.Tanti as karta of Jitendra Ranchhodhbhai HUF	12,723,000	0.24%	0.21%
14	Pranav T.Tanti	59,067,000	1.11%	0.99%
15	Nidhi T.Tanti	3,052,000	0.06%	0.05%
16	Rajan V.Tanti	16,605,000	0.31%	0.28%
17	Brij J.Tanti	37,117,000	0.70%	0.62%
18	Trisha J.Tanti	15,120,000	0.28%	0.25%
19	Girish R.Tanti	100,019,000	1.88%	1.67%
21	Sugati Holdings Private Limited	262,497,868	4.93%	4.38%
22	Samanvaya Holdings Private Limited	33,001,495	0.62%	0.55%
	<b>Sub-Total Promoters</b>	<b>1,052,784,456</b>	<b>19.79%</b>	<b>17.58%</b>

## Annexure 2

## Shareholding of the Persons Acting in Concert with the Promoter Group of Suzlon Energy Limited (TC) as on March 31, 2018

Sr. No.	Name of the Persons Acting in Concert (Investor Group)**	Number of shares	% w.r.t. total share / voting capital wherever applicable	% w.r.t. total diluted share / voting capital of TC
a)	Shares			
1	Family Investment Pvt. Ltd. J/w. Quality Investment Pvt. Ltd. J/w. Kumud S. Shanghvi in the capacity of partners of M/s. Sunrise Associates	100,900,000	1.90%	1.68%
2	Tejaskiran Pharmachem Industries Pvt. Ltd. J/w. Virtuous Finance Pvt. Ltd. J/w. Aalok D. Shanghvi in the capacity of partners of M/s. Goldenstar Enterprises	100,900,000	1.90%	1.68%
3	Viditi Investment Pvt. Ltd. J/w. Virtuous Share Investments Pvt. Ltd. J/w. Vibha Shanghvi in the capacity of partners of M/s. Pioneer Resources	100,900,000	1.90%	1.68%
4	Aditya Medisales Ltd. J/w. Unimed Investments Ltd. J/w. Ms. Vidhi Shanghvi in the capacity of partners of M/s. Expert Vision	55,000,000	1.03%	0.92%
5	Aalok D. Shanghvi	68,000,000	1.28%	1.14%
6	Vibha Shanghvi	68,000,000	1.28%	1.14%
7	Vidhi D. Shanghvi	68,000,000	1.28%	1.14%
8	Neostar Developers LLP	85,000,000	1.60%	1.42%
9	Real Gold Developers LLP	85,000,000	1.60%	1.42%
10	Suraksha Buildwell LLP	110,000,000	2.07%	1.84%
11	Sudhir V. Valia	29,295	0.00%	0.00%
12	Raksha S. Valia	25,000	0.00%	0.00%
13	Vijay M. Parekh	5,000,000	0.09%	0.08%
14	Paresh M. Parekh	5,000,000	0.09%	0.08%
15	Cannon Realty Pvt. Ltd. J/w. Sun Fastfin Services Pvt. Ltd. in the capacity of partners of M/s. GEE SIX Enterprises	138,300,000	2.60%	2.31%
	<b>Sub-Total PACs</b>	<b>990,054,295</b>	<b>18.61%</b>	<b>16.53%</b>

\*\*Note - In terms of the Shareholders' Agreement, the Promoter Group as per Annexure 1 and the Investor Group as per Annexure 2 shall be considered as persons acting in concert under the Takeover Regulations. However, the Investor Group shall not form part of Promoter Group of the Target Company in the shareholding pattern to be filed with the Stock Exchanges in accordance with SEBI (Listing Obligations and Disclosure Requirements) Regulations, 2015.

Date: 7/04/2018

  
Jitendra R. Tanti

Disclosures under Regulation 30(1) and 30(2) of SEBI (Substantial Acquisition of Shares and Takeovers) Regulations, 2011 (the "Takeover Regulations")			
PART A - DETAILS OF SHAREHOLDING			
1	Name of the Target Company (TC)	SUZLON ENERGY LIMITED	
2	Name of the Stock Exchanges where the shares of TC are listed	1. National Stock Exchange of India Limited (NSE) 2. BSE Limited (BSE)	
3	Particulars of shareholder(s):		
a)	Name of person(s) together with Persons Acting in Concert (PAC) whose total shareholding (including that in the form of shares, warrants, convertible securities and any other instrument that would entitle the holder to receive shares in the TC) is more than 25% of the voting rights of the TC or	Not Applicable	
b)	Name(s) of promoter(s), member of the promoter group and PAC with him	Sangita V.Tanti (For details of Promoter Group refer Annexure 1 and for details of PACs refer Annexure 2)	
4	Particulars of the shareholding of person(s) mentioned at (3) above as of March 31, 2018	No. of Shares	% w.r.t. total share / voting capital wherever applicable
a)	Shares held by:		% w.r.t. total diluted share / voting capital of TC (*)
i)	Sangita V.Tanti	70,182,000	1.32%
ii)	Other Promoter Group Entities	982,602,456	18.47%
iii)	Persons Acting in Concert as per Annexure 2	990,054,295	18.61%
	Sub-Total (a)	2,042,838,751	38.40%
b)	Voting Rights (otherwise than by shares)	-	0.00%
c)	Warrants	-	0.00%
d)	Convertible Securities	-	0.00%
e)	Any other instrument that would entitle the holder to receive shares in the TC	-	0.00%
	Total (a + b + c + d + e)	2,042,838,751	38.40%
			34.11%

(\*) Diluted share/voting capital means total no. of shares in TC assuming full conversion of outstanding convertible securities / warrants into equity shares

#### Annexure 1

#### Shareholding of Promoter(s) / member of the Promoter Group of Suzlon Energy Limited (TC) as on March 31, 2018

Sr. No	Name of Promoters and entities forming part of the Promoter Group**	Number of shares	% w.r.t. total share / voting capital wherever applicable	% w.r.t. total diluted share / voting capital of TC
	Total paid up capital of Suzlon Energy Limited	5,319,774,121	-	-
	Total paid up capital of Suzlon Energy Limited on diluted basis	5,989,814,271		
a)	Shares			
1	Tulsi R.Tanti	3,905,000	0.07%	0.07%
2	Gita T.Tanti	64,512,000	1.21%	1.08%
3	Tulsi R.Tanti as karta of Tulsi Ranchhodhbhai HUF	18,000,000	0.34%	0.30%
4	Tulsi R.Tanti as karta of Ranchhodhbhai Ranjibhai HUF	42,570,000	0.80%	0.71%
5	Tulsi R.Tanti J/w. Vinod R.Tanti J/w. Jitendra R.Tanti	42,660,000	0.80%	0.71%
6	Tanti Holdings Private Limited	158,901,093	2.99%	2.65%
7	Vinod R.Tanti	11,367,000	0.21%	0.19%
8	Jitendra R.Tanti	12,400,000	0.23%	0.21%
9	Sangita V.Tanti	70,182,000	1.32%	1.17%
10	Lina J.Tanti	70,182,000	1.32%	1.17%
11	Rambhaben Ukabhai	3,000	0.00%	0.00%
12	Vinod R.Tanti as karta of Vinod Ranchhodhbhai HUF	18,900,000	0.36%	0.32%
13	Jitendra R.Tanti as karta of Jitendra Ranchhodhbhai HUF	12,723,000	0.24%	0.21%
14	Pranav T.Tanti	59,067,000	1.11%	0.99%
15	Nidhi T.Tanti	3,052,000	0.06%	0.05%
16	Rajan V.Tanti	16,605,000	0.31%	0.28%
17	Brij J.Tanti	37,117,000	0.70%	0.62%
18	Trisha J.Tanti	15,120,000	0.28%	0.25%
19	Girish R.Tanti	100,019,000	1.88%	1.67%
21	Sugati Holdings Private Limited	262,497,868	4.93%	4.38%
22	Samanvaya Holdings Private Limited	33,001,495	0.62%	0.55%
	Sub-Total Promoters	1,052,784,456	19.79%	17.58%

## Annexure 2

## Shareholding of the Persons Acting in Concert with the Promoter Group of Suzlon Energy Limited (TC) as on March 31, 2018

Sr. No.	Name of the Persons Acting in Concert (Investor Group)**	Number of shares	% w.r.t. total share / voting capital wherever applicable	% w.r.t. total diluted share / voting capital of TC
a)	Shares			
1	Family Investment Pvt. Ltd. J/w Quality Investment Pvt. Ltd. J/w. Kunnud S. Shanghvi in the capacity of partners of M/s. Sunrise Associates	100,900,000	1.90%	1.68%
2	Tejaskiran Pharmachem Industries Pvt. Ltd. J/w. Virtuous Finance Pvt. Ltd. J/w. Aalok D. Shanghvi in the capacity of partners of M/s. Goldenstar Enterprises	100,900,000	1.90%	1.68%
3	Vidhii Investment Pvt. Ltd. J/w. Virtuous Share Investments Pvt. Ltd. J/w. Vibha Shanghvi in the capacity of partners of M/s. Pioneer Resources	100,900,000	1.90%	1.68%
4	Aditya Medisales Ltd. J/w. Unimed Investments Ltd. J/w. Ms. Vidhi Shanghvi in the capacity of partners of M/s. Expert Vision	55,000,000	1.03%	0.92%
5	Aalok D. Shanghvi	68,000,000	1.28%	1.14%
6	Vibha Shanghvi	68,000,000	1.28%	1.14%
7	Vidhi D. Shanghvi	68,000,000	1.28%	1.14%
8	Ncostar Developers LLP	85,000,000	1.60%	1.42%
9	Real Gold Developers LLP	85,000,000	1.60%	1.42%
10	Suraksha Buildwell LLP	110,000,000	2.07%	1.84%
11	Sudhir V. Valia	29,295	0.00%	0.00%
12	Raksha S. Valia	25,000	0.00%	0.00%
13	Vijay M. Parekh	5,000,000	0.09%	0.08%
14	Pareesh M. Parekh	5,000,000	0.09%	0.08%
15	Cannon Realty Pvt. Ltd. J/w. Sun Fastfin Services Pvt. Ltd. in the capacity of partners of M/s. GEE SIX Enterprises	138,300,000	2.60%	2.31%
	<b>Sub-Total PACs</b>	<b>990,054,295</b>	<b>18.61%</b>	<b>16.53%</b>

\*\*Note - In terms of the Shareholders' Agreement, the Promoter Group as per Annexure 1 and the Investor Group as per Annexure 2 shall be considered as persons acting in concert under the Takeover Regulations. However, the Investor Group shall not form part of Promoter Group of the Target Company in the shareholding pattern to be filed with the Stock Exchanges in accordance with SEBI (Listing Obligations and Disclosure Requirements) Regulations, 2015.

*Sangita V. Tanti.*

Date: 7/04/2018

Sangita V. Tanti

Disclosures under Regulation 30(1) and 30(2) of SEBI (Substantial Acquisition of Shares and Takeovers) Regulations, 2011 (the "Takeover Regulations")			
PART A - DETAILS OF SHAREHOLDING			
1	Name of the Target Company (TC)	SUZLON ENERGY LIMITED	
2	Name of the Stock Exchanges where the shares of TC are listed	1. National Stock Exchange of India Limited (NSE) 2. BSE Limited (BSE)	
3	Particulars of shareholder(s):		
a)	Name of person(s) together with Persons Acting in Concert (PAC) whose total shareholding (including that in the form of shares, warrants, convertible securities and any other instrument that would entitle the holder to receive shares in the TC) is more than 25% of the voting rights of the TC or	Not Applicable	
b)	Name(s) of promoter(s), member of the promoter group and PAC with him	Lina J.Tanti (For details of Promoter Group refer Annexure 1 and for details of PACs refer Annexure 2)	
4	Particulars of the shareholding of person(s) mentioned at (3) above as of March 31, 2018	No. of Shares	% w.r.t. total share / voting capital wherever applicable
a)	Shares held by:		% w.r.t. total diluted share / voting capital of TC (*)
i)	Lina J.Tanti	70,182,000	1.32%
ii)	Other Promoter Group Entities	982,602,456	18.47%
iii)	Persons Acting in Concert as per Annexure 2	990,054,295	18.61%
	<b>Sub-Total (a)</b>	<b>2,042,838,751</b>	<b>38.40%</b>
b)	Voting Rights (otherwise than by shares)	-	0.00%
c)	Warrants	-	0.00%
d)	Convertible Securities	-	0.00%
e)	Any other instrument that would entitle the holder to receive shares in the TC	-	0.00%
	<b>Total (a + b + c + d + e)</b>	<b>2,042,838,751</b>	<b>38.40%</b>

(\*) Diluted share/voting capital means total no. of shares in TC assuming full conversion of outstanding convertible securities / warrants into equity shares

#### Annexure I

#### Shareholding of Promoter(s) / member of the Promoter Group of Suzlon Energy Limited (TC) as on March 31, 2018

Sr. No.	Name of Promoters and entities forming part of the Promoter Group**	Number of shares	% w.r.t. total share / voting capital wherever applicable	% w.r.t. total diluted share / voting capital of TC
	Total paid up capital of Suzlon Energy Limited	5,319,774,121	-	-
	Total paid up capital of Suzlon Energy Limited on diluted basis	5,989,814,271		
a)	Shares			
1	Tulsi R.Tanti	3,905,000	0.07%	0.07%
2	Gita T.Tanti	64,512,000	1.21%	1.08%
3	Tulsi R.Tanti as karta of Tulsi Ranchhodhbhai HUF	18,000,000	0.34%	0.30%
4	Tulsi R.Tanti as karta of Ranchhodhbhai Ramjibhai HUF	42,570,000	0.80%	0.71%
5	Tulsi R.Tanti J/w. Vinod R.Tanti J/w. Jitendra R.Tanti	42,660,000	0.80%	0.71%
6	Tanti Holdings Private Limited	158,901,093	2.99%	2.65%
7	Vinod R.Tanti	11,367,000	0.21%	0.19%
8	Jitendra R.Tanti	12,400,000	0.23%	0.21%
9	Sangeeta V.Tanti	70,182,000	1.32%	1.17%
10	Lina J.Tanti	70,182,000	1.32%	1.17%
11	Rambhoben Ukabhai	3,000	0.00%	0.00%
12	Vinod R.Tanti as karta of Vinod Ranchhodhbhai HUF	18,900,000	0.36%	0.32%
13	Jitendra R.Tanti as karta of Jitendra Ranchhodhbhai HUF	12,723,000	0.24%	0.21%
14	Pranav T.Tanti	59,067,000	1.11%	0.99%
15	Nidhi T.Tanti	3,052,000	0.06%	0.05%
16	Rajan V.Tanti	16,605,000	0.31%	0.28%
17	Brij J.Tanti	37,117,000	0.70%	0.62%
18	Trisha J.Tanti	15,120,000	0.28%	0.25%
19	Girish R.Tanti	100,019,000	1.88%	1.67%
21	Sugati Holdings Private Limited	262,497,868	4.93%	4.38%
22	Samanvaya Holdings Private Limited	33,001,495	0.62%	0.55%
	<b>Sub-Total Promoters</b>	<b>1,052,784,456</b>	<b>19.79%</b>	<b>17.58%</b>


## Annexure 2

## Shareholding of the Persons Acting in Concert with the Promoter Group of Suzlon Energy Limited (TC) as on March 31, 2018

Sr. No.	Name of the Persons Acting in Concert (Investor Group)**	Number of shares	% w.r.t. total share / voting capital wherever applicable	% w.r.t. total diluted share / voting capital of TC
a)	Shares			
1	Family Investment Pvt. Ltd. J/w. Quality Investment Pvt. Ltd. J/w. Kumud S. Shanghvi in the capacity of partners of M/s. Sunrise Associates	100,900,000	1.90%	1.68%
2	Tejaskiran Pharmachem Industries Pvt. Ltd. J/w. Virtuous Finance Pvt. Ltd. J/w. Aalok D. Shanghvi in the capacity of partners of M/s. Goldenstar Enterprises	100,900,000	1.90%	1.68%
3	Viditi Investment Pvt. Ltd. J/w. Virtuous Share Investments Pvt. Ltd. J/w. Vibha Shanghvi in the capacity of partners of M/s. Pioneer Resources	100,900,000	1.90%	1.68%
4	Aditya Medisales Ltd. J/w. Unimed Investments Ltd. J/w. Ms. Vidhi Shanghvi in the capacity of partners of M/s. Expert Vision	55,000,000	1.03%	0.92%
5	Aalok D. Shanghvi	68,000,000	1.28%	1.14%
6	Vibha Shanghvi	68,000,000	1.28%	1.14%
7	Vidhi D. Shanghvi	68,000,000	1.28%	1.14%
8	Neostar Developers LLP	85,000,000	1.60%	1.42%
9	Real Gold Developers LLP	85,000,000	1.60%	1.42%
10	Suraksha Buildwell LLP	110,000,000	2.07%	1.84%
11	Sudhir V. Valia	29,295	0.00%	0.00%
12	Raksha S. Valia	25,000	0.00%	0.00%
13	Vijay M. Parekh	5,000,000	0.09%	0.08%
14	Paresh M. Parekh	5,000,000	0.09%	0.08%
15	Cannon Realty Pvt. Ltd. J/w. Sun Fastfin Services Pvt. Ltd. in the capacity of partners of M/s. GEE SIX Enterprises	138,300,000	2.60%	2.31%
	<b>Sub-Total PACs</b>	<b>990,054,295</b>	<b>18.61%</b>	<b>16.53%</b>

\*\*Note - In terms of the Shareholders' Agreement, the Promoter Group as per Annexure 1 and the Investor Group as per Annexure 2 shall be considered as persons acting in concert under the Takeover Regulations. However, the Investor Group shall not form part of Promoter Group of the Target Company in the shareholding pattern to be filed with the Stock Exchanges in accordance with SEBI (Listing Obligations and Disclosure Requirements) Regulations, 2015.

Date: 7/04/2018

  
Lina J. Tanti

Disclosures under Regulation 30(1) and 30(2) of SEBI (Substantial Acquisition of Shares and Takeovers) Regulations, 2011 (the "Takeover Regulations")			
PART A - DETAILS OF SHAREHOLDING			
1	Name of the Target Company (TC)	SUZLON ENERGY LIMITED	
2	Name of the Stock Exchanges where the shares of TC are listed	1. National Stock Exchange of India Limited (NSE) 2. BSE Limited (BSE)	
3	Particulars of shareholder(s):		
	a) Name of person(s) together with Persons Acting in Concert (PAC) whose total shareholding (including that in the form of shares, warrants, convertible securities and any other instrument that would entitle the holder to receive shares in the TC) is more than 25% of the voting rights of the TC or	Not Applicable	
	b) Name(s) of promoter(s), member of the promoter group and PAC with him	Rambhoben Ukabhai (For details of Promoter Group refer Annexure 1 and for details of PACs refer Annexure 2)	
4	Particulars of the shareholding of person(s) mentioned at (3) above as of March 31, 2018	No. of Shares	% w.r.t. total share / voting capital wherever applicable
	a) Shares held by:		% w.r.t. total diluted share / voting capital of TC (*)
	i) Rambhoben Ukabhai	3,000	0.00%
	ii) Other Promoter Group Entities	1,052,781,456	19.79%
	iii) Persons Acting in Concert as per Annexure 2	990,054,295	18.61%
	Sub-Total (a)	2,042,838,751	38.40%
	b) Voting Rights (otherwise than by shares)	-	0.00%
	c) Warrants	-	0.00%
	d) Convertible Securities	-	0.00%
	e) Any other instrument that would entitle the holder to receive shares in the TC	-	0.00%
	Total (a + b + c + d + e)	2,042,838,751	38.40%

(\*) Diluted share/voting capital means total no. of shares in TC assuming full conversion of outstanding convertible securities / warrants into equity shares

#### Annexure 1

#### Shareholding of Promoter(s) / member of the Promoter Group of Suzlon Energy Limited (TC) as on March 31, 2018

Sr. No.	Name of Promoters and entities forming part of the Promoter Group**	Number of shares	% w.r.t. total share / voting capital wherever applicable	% w.r.t. total diluted share / voting capital of TC
	Total paid up capital of Suzlon Energy Limited	5,319,774,121	-	-
	Total paid up capital of Suzlon Energy Limited on diluted basis	5,989,814,271	-	-
a)	Shares			
1	Tulsi R.Tanti	3,905,000	0.07%	0.07%
2	Gita T.Tanti	64,512,000	1.21%	1.08%
3	Tulsi R.Tanti as karta of Tulsi Ranchhodhbhai HUF	18,000,000	0.34%	0.30%
4	Tulsi R.Tanti as karta of Ranchhodhbhai Ramjibhai HUF	42,570,000	0.80%	0.71%
5	Tulsi R.Tanti J/w. Vinod R.Tanti J/w. Jitendra R.Tanti	42,660,000	0.80%	0.71%
6	Tanti Holdings Private Limited	158,901,093	2.99%	2.65%
7	Vinod R.Tanti	11,367,000	0.21%	0.19%
8	Jitendra R.Tanti	12,400,000	0.23%	0.21%
9	Sangita V.Tanti	70,182,000	1.32%	1.17%
10	Lina J.Tanti	70,182,000	1.32%	1.17%
11	Rambhoben Ukabhai	3,000	0.00%	0.00%
12	Vinod R.Tanti as karta of Vinod Ranchhodhbhai HUF	18,900,000	0.36%	0.32%
13	Jitendra R.Tanti as karta of Jitendra Ranchhodhbhai HUF	12,723,000	0.24%	0.21%
14	Pranav T.Tanti	59,067,000	1.11%	0.99%
15	Nidhi T.Tanti	3,052,000	0.06%	0.05%
16	Rajan V.Tanti	16,605,000	0.31%	0.28%
17	Brij J.Tanti	37,117,000	0.70%	0.62%
18	Trisha J.Tanti	15,120,000	0.28%	0.25%
19	Girish R.Tanti	100,019,000	1.88%	1.67%
21	Sugati Holdings Private Limited	262,497,868	4.93%	4.38%
22	Samanvaya Holdings Private Limited	33,001,495	0.62%	0.55%
	Sub-Total Promoters	1,052,784,456	19.79%	17.58%

## Shareholding of the Persons Acting in Concert with the Promoter Group of Suzlon Energy Limited (TC) as on March 31, 2018

Sr. No.	Name of the Persons Acting in Concert (Investor Group)**	Number of shares	% w.r.t. total share / voting capital wherever applicable	% w.r.t. total diluted share / voting capital of TC
a)	Shares			
1	Family Investment Pvt. Ltd. J/w. Quality Investment Pvt. Ltd. J/w. Kumud S. Shanghvi in the capacity of partners of M/s. Sunrise Associates	100,900,000	1.90%	1.68%
2	Tejaskiran Pharmachem Industries Pvt. Ltd. J/w. Virtuous Finance Pvt. Ltd. J/w. Aalok D. Shanghvi in the capacity of partners of M/s. Goldenstar Enterprises	100,900,000	1.90%	1.68%
3	Viditi Investment Pvt. Ltd. J/w. Virtuous Share Investments Pvt. Ltd. J/w. Vibha Shanghvi in the capacity of partners of M/s. Pioneer Resources	100,900,000	1.90%	1.68%
4	Aditya Medisales Ltd. J/w. Unimed Investments Ltd. J/w. Ms. Vidhi Shanghvi in the capacity of partners of M/s. Expert Vision	55,000,000	1.03%	0.92%
5	Aalok D. Shanghvi	68,000,000	1.28%	1.14%
6	Vibha Shanghvi	68,000,000	1.28%	1.14%
7	Vidhi D. Shanghvi	68,000,000	1.28%	1.14%
8	Neostar Developers LLP	85,000,000	1.60%	1.42%
9	Real Gold Developers LLP	85,000,000	1.60%	1.42%
10	Suraksha Buildwell LLP	110,000,000	2.07%	1.84%
11	Sudhir V. Vatia	29,295	0.00%	0.00%
12	Raksha S. Vatia	25,000	0.00%	0.00%
13	Vijay M. Parekh	5,000,000	0.09%	0.08%
14	Pareesh M. Parekh	5,000,000	0.09%	0.08%
15	Cannon Realty Pvt. Ltd. J/w. Sun Fastfin Services Pvt. Ltd. in the capacity of partners of M/s. GEE SIX Enterprises	138,300,000	2.60%	2.31%
	<b>Sub-Total PACs</b>	<b>990,054,295</b>	<b>18.61%</b>	<b>16.53%</b>

\*\*Note - In terms of the Shareholders' Agreement, the Promoter Group as per Annexure 1 and the Investor Group as per Annexure 2 shall be considered as persons acting in concert under the Takeover Regulations. However, the Investor Group shall not form part of Promoter Group of the Target Company in the shareholding pattern to be filed with the Stock Exchanges in accordance with SEBI (Listing Obligations and Disclosure Requirements) Regulations, 2015.

Date: 7/24/2018

Rambhoben Ukabhai

Disclosures under Regulation 30(1) and 30(2) of SEBI (Substantial Acquisition of Shares and Takeovers) Regulations, 2011 (the "Takeover Regulations")			
PART A - DETAILS OF SHAREHOLDING			
1	Name of the Target Company (TC)	SUZLON ENERGY LIMITED	
2	Name of the Stock Exchanges where the shares of TC are listed	1. National Stock Exchange of India Limited (NSE) 2. BSE Limited (BSE)	
3	Particulars of shareholder(s):		
	a) Name of person(s) together with Persons Acting in Concert (PAC) whose total shareholding (including that in the form of shares, warrants, convertible securities and any other instrument that would entitle the holder to receive shares in the TC) is more than 25% of the voting rights of the TC or	Not Applicable	
	b) Name(s) of promoter(s), member of the promoter group and PAC with him	Vinod R.Tanti as karta of Vinod Ranchhodhbhai HUF (For details of Promoter Group refer Annexure 1 and for details of PACs refer Annexure 2)	
4	Particulars of the shareholding of person(s) mentioned at (3) above as of March 31, 2018	No. of Shares	% w.r.t. total share / voting capital wherever applicable
	a) Shares held by:		% w.r.t. total diluted share / voting capital of TC (*)
	i) Vinod R.Tanti as karta of Vinod Ranchhodhbhai HUF	18,900,000	0.36%
	ii) Other Promoter Group Entities	1,033,884,456	19.43%
	iii) Persons Acting in Concert as per Annexure 2	990,054,295	18.61%
	Sub-Total (a)	2,042,838,751	38.40%
	b) Voting Rights (otherwise than by shares)	-	0.00%
	c) Warrants	-	0.00%
	d) Convertible Securities	-	0.00%
	e) Any other instrument that would entitle the holder to receive shares in the TC	-	0.00%
	Total (a + b + c + d + e)	2,042,838,751	38.40%

(\*) Diluted share/voting capital means total no. of shares in TC assuming full conversion of outstanding convertible securities / warrants into equity shares

#### Annexure 1

#### Shareholding of Promoter(s) / member of the Promoter Group of Suzlon Energy Limited (TC) as on March 31, 2018

Sr. No.	Name of Promoters and entities forming part of the Promoter Group**	Number of shares	% w.r.t. total share / voting capital wherever applicable	% w.r.t. total diluted share / voting capital of TC
	Total paid up capital of Suzlon Energy Limited	5,319,774,121	-	-
	Total paid up capital of Suzlon Energy Limited on diluted basis	5,989,814,271	-	-
a)	Shares			
1	Tulsi R.Tanti	3,905,000	0.07%	0.07%
2	Gita T.Tanti	64,512,000	1.21%	1.08%
3	Tulsi R.Tanti as karta of Tulsi Ranchhodhbhai HUF	18,000,000	0.34%	0.30%
4	Tulsi R.Tanti as karta of Ranchhodhbhai Ramjibhai HUF	42,570,000	0.80%	0.71%
5	Tulsi R.Tanti J/w. Vinod R.Tanti J/w. Jitendra R.Tanti	42,660,000	0.80%	0.71%
6	Tanti Holdings Private Limited	158,901,093	2.99%	2.65%
7	Vinod R.Tanti	11,367,000	0.21%	0.19%
8	Jitendra R.Tanti	12,400,000	0.23%	0.21%
9	Sangita V.Tanti	70,182,000	1.32%	1.17%
10	Lina J.Tanti	70,182,000	1.32%	1.17%
11	Rambhoben Ukabhai	3,000	0.00%	0.00%
12	Vinod R.Tanti as karta of Vinod Ranchhodhbhai HUF	18,900,000	0.36%	0.32%
13	Jitendra R.Tanti as karta of Jitendra Ranchhodhbhai HUF	12,723,000	0.24%	0.21%
14	Pranav T.Tanti	59,067,000	1.11%	0.99%
15	Nidhi T.Tanti	3,052,000	0.06%	0.05%
16	Rajan V.Tanti	16,605,000	0.31%	0.28%
17	Brij J.Tanti	37,117,000	0.70%	0.62%
18	Trisha J.Tanti	15,120,000	0.28%	0.25%
19	Girish R.Tanti	100,019,000	1.88%	1.67%
21	Sugati Holdings Private Limited	262,497,868	4.93%	4.38%
22	Samanvaya Holdings Private Limited	33,001,495	0.62%	0.55%
	Sub-Total Promoters	1,052,784,456	19.79%	17.58%

## Annexure 2

## Shareholding of the Persons Acting in Concert with the Promoter Group of Suzlon Energy Limited (TC) as on March 31, 2018

Sr. No.	Name of the Persons Acting in Concert (Investor Group)**	Number of shares	% w.r.t. total share / voting capital wherever applicable	% w.r.t. total diluted share / voting capital of TC
a)	Shares			
1	Family Investment Pvt. Ltd. J/w. Quality Investment Pvt. Ltd. J/w. Kumud S. Shanghvi in the capacity of partners of M/s. Sunrise Associates	100,900,000	1.90%	1.68%
2	Tejaskiran Pharmachem Industries Pvt. Ltd. J/w. Virtuous Finance Pvt. Ltd. J/w. Aalok D. Shanghvi in the capacity of partners of M/s. Goldenstar Enterprises	100,900,000	1.90%	1.68%
3	Viditi Investment Pvt. Ltd. J/w. Virtuous Share Investments Pvt. Ltd. J/w. Vibha Shanghvi in the capacity of partners of M/s. Pioneer Resources	100,900,000	1.90%	1.68%
4	Aditya Medisales Ltd. J/w. Unimed Investments Ltd. J/w. Ms. Vidhi Shanghvi in the capacity of partners of M/s. Expert Vision	55,000,000	1.03%	0.92%
5	Aalok D. Shanghvi	68,000,000	1.28%	1.14%
6	Vibha Shanghvi	68,000,000	1.28%	1.14%
7	Vidhi D. Shanghvi	68,000,000	1.28%	1.14%
8	Neostar Developers LLP	85,000,000	1.60%	1.42%
9	Real Gold Developers LLP	85,000,000	1.60%	1.42%
10	Suraksha Buildwell LLP	110,000,000	2.07%	1.84%
11	Sudhir V. Valia	29,295	0.00%	0.00%
12	Raksha S. Valia	25,000	0.00%	0.00%
13	Vijay M. Parekh	5,000,000	0.09%	0.08%
14	Pareesh M. Parekh	5,000,000	0.09%	0.08%
15	Cannon Realty Pvt. Ltd. J/w. Sun Fastfin Services Pvt. Ltd. in the capacity of partners of M/s. GEE SIX Enterprises	138,300,000	2.60%	2.31%
	<b>Sub-Total PACs</b>	<b>990,054,295</b>	<b>18.61%</b>	<b>16.53%</b>

\*\*Note - In terms of the Shareholders' Agreement, the Promoter Group as per Annexure 1 and the Investor Group as per Annexure 2 shall be considered as persons acting in concert under the Takeover Regulations. However, the Investor Group shall not form part of Promoter Group of the Target Company in the shareholding pattern to be filed with the Stock Exchanges in accordance with SEBI (Listing Obligations and Disclosure Requirements) Regulations, 2015.

Date: 7/04/2018

  
Vinod R. Tanti as karta of Vinod Ranchhodblai HUF

Disclosures under Regulation 30(1) and 30(2) of SEBI (Substantial Acquisition of Shares and Takeovers) Regulations, 2011 (the "Takeover Regulations")			
PART A - DETAILS OF SHAREHOLDING			
1	Name of the Target Company (TC)	SUZLON ENERGY LIMITED	
2	Name of the Stock Exchanges where the shares of TC are listed	1. National Stock Exchange of India Limited (NSE) 2. BSE Limited (BSE)	
3	Particulars of shareholder(s):		
a)	Name of person(s) together with Persons Acting in Concert (PAC) whose total shareholding (including that in the form of shares, warrants, convertible securities and any other instrument that would entitle the holder to receive shares in the TC) is more than 25% of the voting rights of the TC or	Not Applicable	
b)	Name(s) of promoter(s), member of the promoter group and PAC with him	Jitendra R.Tanti as karta of Jitendra Ranchhodhbhai (For details of Promoter Group refer Annexure 1 and for details of PACs refer Annexure 2)	
4	Particulars of the shareholding of person(s) mentioned at (3) above as of March 31, 2018	No. of Shares	% w.r.t. total share / voting capital wherever applicable
a)	Shares held by:		% w.r.t. total diluted share / voting capital of TC (*)
i)	Jitendra R. Tanti as karta of Jitendra Ranchhodhbhai HUF	12,723,000	0.24%
ii)	Other Promoter Group Entities	1,040,061,456	19.55%
iii)	Persons Acting in Concert as per Annexure 2	990,054,295	18.61%
	Sub-Total (a)	2,042,838,751	38.40%
b)	Voting Rights (otherwise than by shares)	-	0.00%
c)	Warrants	-	0.00%
d)	Convertible Securities	-	0.00%
e)	Any other instrument that would entitle the holder to receive shares in the TC	-	0.00%
	Total (a + b + c + d + e)	2,042,838,751	38.40%

(\*)Diluted share/voting capital means total no. of shares in TC assuming full conversion of outstanding convertible securities / warrants into equity shares

#### Annexure 1

#### Shareholding of Promoter(s) / member of the Promoter Group of Suzlon Energy Limited (TC) as on March 31, 2018

Sr. No.	Name of Promoters and entities forming part of the Promoter Group**	Number of shares	% w.r.t. total share / voting capital wherever applicable	% w.r.t. total diluted share / voting capital of TC
	Total paid up capital of Suzlon Energy Limited	5,319,774,121	-	-
	Total paid up capital of Suzlon Energy Limited on diluted basis	5,989,814,271		
a)	Shares			
1	Tulsi R.Tanti	3,905,000	0.07%	0.07%
2	Gita T.Tanti	64,512,000	1.21%	1.08%
3	Tulsi R.Tanti as karta of Tulsi Ranchhodhbhai HUF	18,000,000	0.34%	0.30%
4	Tulsi R.Tanti as karta of Ranchhodhbhai Ramjibhai HUF	42,570,000	0.80%	0.71%
5	Tulsi R.Tanti J/w. Vinod R.Tanti J/w. Jitendra R.Tanti	42,660,000	0.80%	0.71%
6	Tanti Holdings Private Limited	158,901,093	2.99%	2.65%
7	Vinod R. Tanti	11,367,000	0.21%	0.19%
8	Jitendra R.Tanti	12,400,000	0.23%	0.21%
9	Sangita V.Tanti	70,182,000	1.32%	1.17%
10	Lina J.Tanti	70,182,000	1.32%	1.17%
11	Rambhaben Ukabhai	3,000	0.00%	0.00%
12	Vinod R. Tanti as karta of Vinod Ranchhodhbhai HUF	18,900,000	0.36%	0.32%
13	Jitendra R. Tanti as karta of Jitendra Ranchhodhbhai HUF	12,723,000	0.24%	0.21%
14	Pranav T.Tanti	59,067,000	1.11%	0.99%
15	Nidhi T.Tanti	3,052,000	0.06%	0.05%
16	Rajan V.Tanti	16,605,000	0.31%	0.28%
17	Brij J.Tanti	37,117,000	0.70%	0.62%
18	Trisha J.Tanti	15,120,000	0.28%	0.25%
19	Girish R. Tanti	100,019,000	1.88%	1.67%
21	Sugati Holdings Private Limited	262,497,868	4.93%	4.38%
22	Samanyava Holdings Private Limited	33,001,495	0.62%	0.55%
	Sub-Total Promoters	1,052,784,456	19.79%	17.58%

## Annexure 2

## Shareholding of the Persons Acting in Concert with the Promoter Group of Suzlon Energy Limited (TC) as on March 31, 2018

Sr. No.	Name of the Persons Acting in Concert (Investor Group)**	Number of shares	% w.r.t. total share / voting capital wherever applicable	% w.r.t. total diluted share / voting capital of TC
a)	Shares			
1	Family Investment Pvt. Ltd. J/w. Quality Investment Pvt. Ltd. J/w. Kumud S. Shanghvi in the capacity of partners of M/s. Sunrise Associates	100,900,000	1.90%	1.68%
2	Tejaskiran Pharmachem Industries Pvt. Ltd. J/w. Virtuous Finance Pvt. Ltd. J/w. Aalok D. Shanghvi in the capacity of partners of M/s. Goldenstar Enterprises	100,900,000	1.90%	1.68%
3	Viditi Investment Pvt. Ltd. J/w. Virtuous Share Investments Pvt. Ltd. J/w. Vibha Shanghvi in the capacity of partners of M/s. Pioneer Resources	100,900,000	1.90%	1.68%
4	Aditya Medisales Ltd. J/w. Unimed Investments Ltd. J/w. Ms. Vidhi Shanghvi in the capacity of partners of M/s. Expert Vision	55,000,000	1.03%	0.92%
5	Aalok D. Shanghvi	68,000,000	1.28%	1.14%
6	Vibha Shanghvi	68,000,000	1.28%	1.14%
7	Vidhi D. Shanghvi	68,000,000	1.28%	1.14%
8	Neostar Developers LLP	85,000,000	1.60%	1.42%
9	Real Gold Developers LLP	85,000,000	1.60%	1.42%
10	Suraksha Buildwell LLP	110,000,000	2.07%	1.84%
11	Sudhir V. Valia	29,295	0.00%	0.00%
12	Raksha S. Valia	25,000	0.00%	0.00%
13	Vijay M. Parekh	5,000,000	0.09%	0.08%
14	Parekh M. Parekh	5,000,000	0.09%	0.08%
15	Cannon Realty Pvt. Ltd. J/w. Sun Fastfin Services Pvt. Ltd. in the capacity of partners of M/s. GEE SIX Enterprises	138,300,000	2.60%	2.31%
	<b>Sub-Total PACs</b>	<b>990,054,295</b>	<b>18.61%</b>	<b>16.53%</b>

\*\*Note - In terms of the Shareholders' Agreement, the Promoter Group as per Annexure 1 and the Investor Group as per Annexure 2 shall be considered as persons acting in concert under the Takeover Regulations. However, the Investor Group shall not form part of Promoter Group of the Target Company in the shareholding pattern to be filed with the Stock Exchanges in accordance with SEBI (Listing Obligations and Disclosure Requirements) Regulations, 2015.

Date: 7/04/2018

  
Jitendra R. Tanti as karta of Jitendra Ranchhodbhai HUF

Disclosures under Regulation 30(1) and 30(2) of SEBI (Substantial Acquisition of Shares and Takeovers) Regulations, 2011 (the "Takeover Regulations")				
PART A - DETAILS OF SHAREHOLDING				
1	Name of the Target Company (TC)	SUZLON ENERGY LIMITED		
2	Name of the Stock Exchanges where the shares of TC are listed	1. National Stock Exchange of India Limited (NSE) 2. BSE Limited (BSE)		
3	Particulars of shareholder(s):			
a)	Name of person(s) together with Persons Acting in Concert (PAC) whose total shareholding (including that in the form of shares, warrants, convertible securities and any other instrument that would entitle the holder to receive shares in the TC) is more than 25% of the voting rights of the TC or	Not Applicable		
b)	Name(s) of promoter(s), member of the promoter group and PAC with him	Pranav T. Tanti (For details of Promoter Group refer Annexure 1 and for details of PACs refer Annexure 2)		
4	Particulars of the shareholding of person(s) mentioned at (3) above as of March 31, 2018	No. of Shares	% w.r.t. total share / voting capital wherever applicable	% w.r.t. total diluted share / voting capital of TC (*)
a)	Shares held by:			
i)	Pranav T. Tanti	59,067,000	1.11%	0.99%
ii)	Other Promoter Group Entities	993,717,456	18.68%	16.59%
iii)	Persons Acting in Concert as per Annexure 2	990,054,295	18.61%	16.53%
	Sub-Total (a)	2,042,838,751	38.40%	34.11%
b)	Voting Rights (otherwise than by shares)	-	0.00%	0.00%
c)	Warrants	-	0.00%	0.00%
d)	Convertible Securities	-	0.00%	0.00%
e)	Any other instrument that would entitle the holder to receive shares in the TC	-	0.00%	0.00%
	Total (a + b + c + d + e)	2,042,838,751	38.40%	34.11%

(\*) Diluted share/voting capital means total no. of shares in TC assuming full conversion of outstanding convertible securities / warrants into equity shares

#### Annexure 1

#### Shareholding of Promoter(s) / member of the Promoter Group of Suzlon Energy Limited (TC) as on March 31, 2018

Sr. No.	Name of Promoters and entities forming part of the Promoter Group**	Number of shares	% w.r.t. total share / voting capital wherever applicable	% w.r.t. total diluted share / voting capital of TC
	Total paid up capital of Suzlon Energy Limited	5,319,774,121	-	-
	Total paid up capital of Suzlon Energy Limited on diluted basis	5,989,814,271		
a)	Shares			
1	Tulsi R. Tanti	3,905,000	0.07%	0.07%
2	Gita T. Tanti	64,512,000	1.21%	1.08%
3	Tulsi R. Tanti as karta of Tulsi Ranchhodhbhai HUF	18,000,000	0.34%	0.30%
4	Tulsi R. Tanti as karta of Ranchhodhbhai Ramjibhai HUF	42,570,000	0.80%	0.71%
5	Tulsi R. Tanti J/w. Vinod R. Tanti J/w. Jitendra R. Tanti	42,660,000	0.80%	0.71%
6	Tanti Holdings Private Limited	158,901,093	2.99%	2.65%
7	Vinod R. Tanti	11,367,000	0.21%	0.19%
8	Jitendra R. Tanti	12,400,000	0.23%	0.21%
9	Sangita V. Tanti	70,182,000	1.32%	1.17%
10	Lina J. Tanti	70,182,000	1.32%	1.17%
11	Rambhoben Ukabhai	3,000	0.00%	0.00%
12	Vinod R. Tanti as karta of Vinod Ranchhodhbhai HUF	18,900,000	0.36%	0.32%
13	Jitendra R. Tanti as karta of Jitendra Ranchhodhbhai HUF	12,723,000	0.24%	0.21%
14	Pranav T. Tanti	59,067,000	1.11%	0.99%
15	Nidhi T. Tanti	3,052,000	0.06%	0.05%
16	Rajan V. Tanti	16,605,000	0.31%	0.28%
17	Brij J. Tanti	37,117,000	0.70%	0.62%
18	Trisha J. Tanti	15,120,000	0.28%	0.25%
19	Girish R. Tanti	100,019,000	1.88%	1.67%
20	Sugati Holdings Private Limited	262,497,868	4.93%	4.38%
21	Samsavaya Holdings Private Limited	33,001,495	0.62%	0.55%
	Sub-Total Promoters	1,052,784,456	19.79%	17.58%

## Annexure 2

## Shareholding of the Persons Acting in Concert with the Promoter Group of Suzlon Energy Limited (TC) as on March 31, 2018

Sr. No.	Name of the Persons Acting in Concert (Investor Group)**	Number of shares	% w.r.t. total share / voting capital wherever applicable	% w.r.t. total diluted share / voting capital of TC
a)	Shares			
1	Family Investment Pvt. Ltd. J/w. Quality Investment Pvt. Ltd. J/w. Kumud S. Shanghvi in the capacity of partners of M/s. Sunrise Associates	100,900,000	1.90%	1.68%
2	Tejaskiran Pharmachem Industries Pvt. Ltd. J/w. Virtuous Finance Pvt. Ltd. J/w. Aalok D. Shanghvi in the capacity of partners of M/s. Goldenstar Enterprises	100,900,000	1.90%	1.68%
3	Viditi Investment Pvt. Ltd. J/w. Virtuous Share Investments Pvt. Ltd. J/w. Vibha Shanghvi in the capacity of partners of M/s. Pioneer Resources	100,900,000	1.90%	1.68%
4	Aditya Medisales Ltd. J/w. Unimed Investments Ltd. J/w. Ms. Vidhi Shanghvi in the capacity of partners of M/s. Expert Vision	55,000,000	1.03%	0.92%
5	Aalok D. Shanghvi	68,000,000	1.28%	1.14%
6	Vibha Shanghvi	68,000,000	1.28%	1.14%
7	Vidhi D. Shanghvi	68,000,000	1.28%	1.14%
8	Neostar Developers LLP	85,000,000	1.60%	1.42%
9	Real Gold Developers L.L.F	85,000,000	1.60%	1.42%
10	Suraksha Buildwell LLP	110,000,000	2.07%	1.84%
11	Sudhir V. Valia	29,295	0.00%	0.00%
12	Raksha S. Valia	25,000	0.00%	0.00%
13	Vijay M. Parekh	5,000,000	0.09%	0.08%
14	Paresh M. Parekh	5,000,000	0.09%	0.08%
15	Cannon Realty Pvt. Ltd. J/w. Sun Fastfin Services Pvt. Ltd. in the capacity of partners of M/s. GEE SIX Enterprises	138,300,000	2.60%	2.31%
	<b>Sub-Total PACs</b>	<b>990,054,295</b>	<b>18.61%</b>	<b>16.53%</b>

\*\*Note - In terms of the Shareholders' Agreement, the Promoter Group as per Annexure 1 and the Investor Group as per Annexure 2 shall be considered as persons acting in concert under the Takeover Regulations. However, the Investor Group shall not form part of Promoter Group of the Target Company in the shareholding pattern to be filed with the Stock Exchanges in accordance with SEBI (Listing Obligations and Disclosure Requirements) Regulations, 2015.

Date: 7/04/2018

  
Pranav T. Tanti

Disclosures under Regulation 30(1) and 30(2) of SEBI (Substantial Acquisition of Shares and Takeovers) Regulations, 2011 (the "Takeover Regulations")			
PART A - DETAILS OF SHAREHOLDING			
1	Name of the Target Company (TC)	SUZLON ENERGY LIMITED	
2	Name of the Stock Exchanges where the shares of TC are listed	1. National Stock Exchange of India Limited (NSE) 2. BSE Limited (BSE)	
3	Particulars of shareholder(s):		
a)	Name of person(s) together with Persons Acting in Concert (PAC) whose total shareholding (including that in the form of shares, warrants, convertible securities and any other instrument that would entitle the holder to receive shares in the TC) is more than 25% of the voting rights of the TC or	Not Applicable	
b)	Name(s) of promoter(s), member of the promoter group and PAC with him	Nidhi T.Tanti (For details of Promoter Group refer Annexure 1 and for details of PACs refer Annexure 2)	
4	Particulars of the shareholding of person(s) mentioned at (3) above as of March 31, 2018	No. of Shares	% w.r.t. total share / voting capital wherever applicable
a)	Shares held by:		% w.r.t. total diluted share / voting capital of TC (*)
i)	Nidhi T. Tanti	3,052,000	0.06%
ii)	Other Promoter Group Entities	1,049,732,456	19.73%
iii)	Persons Acting in Concert as per Annexure 2	990,054,295	18.61%
	<b>Sub-Total (a)</b>	<b>2,042,838,751</b>	<b>38.40%</b>
b)	Voting Rights (otherwise than by shares)	-	0.00%
c)	Warrants	-	0.00%
d)	Convertible Securities	-	0.00%
e)	Any other instrument that would entitle the holder to receive shares in the TC	-	0.00%
	<b>Total (a + b + c + d + e)</b>	<b>2,042,838,751</b>	<b>38.40%</b>

(\*) Diluted share/voting capital means total no. of shares in TC assuming full conversion of outstanding convertible securities / warrants into equity shares

#### Annexure 1

#### Shareholding of Promoter(s) / member of the Promoter Group of Suzlon Energy Limited (TC) as on March 31, 2018

Sr. No.	Name of Promoters and entities forming part of the Promoter Group**	Number of shares	% w.r.t. total share / voting capital wherever applicable	% w.r.t. total diluted share / voting capital of TC
	Total paid up capital of Suzlon Energy Limited	5,319,774,121	-	-
	Total paid up capital of Suzlon Energy Limited on diluted basis	5,989,814,271		
a)	Shares			
1	Tulsi R.Tanti	3,905,000	0.07%	0.07%
2	Gita T. Tanti	64,512,000	1.21%	1.08%
3	Tulsi R.Tanti as karta of Tulsi Ranchhodhbhai HUF	18,000,000	0.34%	0.30%
4	Tulsi R.Tanti as karta of Ranchhodhbhai Ramjibhai HUF	42,570,000	0.80%	0.71%
5	Tulsi R.Tanti J/w. Vinod R.Tanti J/w. Jitendra R.Tanti	42,660,000	0.80%	0.71%
6	Tanti Holdings Private Limited	158,901,093	2.99%	2.65%
7	Vinod R. Tanti	11,367,000	0.21%	0.19%
8	Jitendra R. Tanti	12,400,000	0.23%	0.21%
9	Sangita V. Tanti	70,182,000	1.32%	1.17%
10	Lina J. Tanti	70,182,000	1.32%	1.17%
11	Rambhaben Ukabhai	3,000	0.00%	0.00%
12	Vinod R.Tanti as karta of Vinod Ranchhodhbhai HUF	18,900,000	0.36%	0.32%
13	Jitendra R. Tanti as karta of Jitendra Ranchhodhbhai HUF	12,723,000	0.24%	0.21%
14	Pranav T. Tanti	59,067,000	1.11%	0.99%
15	Nidhi T. Tanti	3,052,000	0.06%	0.05%
16	Rajan V. Tanti	16,605,000	0.31%	0.28%
17	Brij J. Tanti	37,117,000	0.70%	0.62%
18	Trisha J. Tanti	15,120,000	0.28%	0.25%
19	Girish R. Tanti	100,019,000	1.88%	1.67%
21	Sugati Holdings Private Limited	262,497,868	4.93%	4.38%
22	Samanvaya Holdings Private Limited	33,001,495	0.62%	0.55%
	<b>Sub-Total Promoters</b>	<b>1,052,784,456</b>	<b>19.79%</b>	<b>17.58%</b>


## Annexure 2

## Shareholding of the Persons Acting in Concert with the Promoter Group of Suzlon Energy Limited (TC) as on March 31, 2018

Sr. No.	Name of the Persons Acting in Concert (Investor Group)**	Number of shares	% w.r.t. total share / voting capital wherever applicable	% w.r.t. total diluted share / voting capital of TC
a)	Shares			
1	Family Investment Pvt. Ltd. J/w. Quality Investment Pvt. Ltd. J/w. Kuntad S. Shanghvi in the capacity of partners of M/s. Sunrise Associates	100,900,000	1.90%	1.68%
2	Tejaskiran Pharmachem Industries Pvt. Ltd. J/w. Virtuous Finance Pvt. Ltd. J/w. Aalok D. Shanghvi in the capacity of partners of M/s. Goldenstar Enterprises	100,900,000	1.90%	1.68%
3	Viditi Investment Pvt. Ltd. J/w. Virtuous Share Investments Pvt. Ltd. J/w. Vibha Shanghvi in the capacity of partners of M/s. Pioneer Resources	100,900,000	1.90%	1.68%
4	Aditya Medisales Ltd. J/w. Unimed Investments Ltd. J/w. Ms. Vidhi Shanghvi in the capacity of partners of M/s. Expert Vision	55,000,000	1.03%	0.92%
5	Aalok D. Shanghvi	68,000,000	1.28%	1.14%
6	Vibha Shanghvi	68,000,000	1.28%	1.14%
7	Vidhi D. Shanghvi	68,000,000	1.28%	1.14%
8	Neostar Developers LLP	85,000,000	1.60%	1.42%
9	Real Gold Developers LLP	85,000,000	1.60%	1.42%
10	Suraksha Buildwell LLP	110,000,000	2.07%	1.84%
11	Sudhir V. Valia	29,295	0.00%	0.00%
12	Raksha S. Valia	25,000	0.00%	0.00%
13	Vijay M. Parekh	5,000,000	0.09%	0.08%
14	Paresh M. Parekh	5,000,000	0.09%	0.08%
15	Cannon Realty Pvt. Ltd. J/w. Sun Fastfin Services Pvt. Ltd. in the capacity of partners of M/s. GEE SIX Enterprises	138,300,000	2.60%	2.31%
	<b>Sub-Total PACs</b>	<b>990,054,295</b>	<b>18.61%</b>	<b>16.53%</b>

\*\*Note - In terms of the Shareholders' Agreement, the Promoter Group as per Annexure 1 and the Investor Group as per Annexure 2 shall be considered as persons acting in concert under the Takeover Regulations. However, the Investor Group shall not form part of Promoter Group of the Target Company in the shareholding pattern to be filed with the Stock Exchanges in accordance with SEBI (Listing Obligations and Disclosure Requirements) Regulations, 2015.

Date: 7/04/2018

  
Nidhi T. Tanti

Disclosures under Regulation 30(1) and 30(2) of SEBI (Substantial Acquisition of Shares and Takeovers) Regulations, 2011 (the "Takeover Regulations")			
PART A - DETAILS OF SHAREHOLDING			
1	Name of the Target Company (TC)	SUZLON ENERGY LIMITED	
2	Name of the Stock Exchanges where the shares of TC are listed	1. National Stock Exchange of India Limited (NSE) 2. BSE Limited (BSE)	
3	Particulars of shareholder(s):		
a)	Name of person(s) together with Persons Acting in Concert (PAC) whose total shareholding (including that in the form of shares, warrants, convertible securities and any other instrument that would entitle the holder to receive shares in the TC) is more than 25% of the voting rights of the TC or	Not Applicable	
b)	Name(s) of promoter(s), member of the promoter group and PAC with him	Rajan V.Tanti (For details of Promoter Group refer Annexure 1 and for details of PACs refer Annexure 2)	
4	Particulars of the shareholding of person(s) mentioned at (3) above as of March 31, 2018	No. of Shares	% w.r.t. total share / voting capital wherever applicable
a)	Shares held by:		% w.r.t. total diluted share / voting capital of TC (*)
i)	Rajan V.Tanti	16,605,000	0.31%
ii)	Other Promoter Group Entities	1,036,179,456	19.48%
iii)	Persons Acting in Concert as per Annexure 2	990,054,295	18.61%
	<b>Sub-Total (a)</b>	<b>2,042,838,751</b>	<b>38.40%</b>
b)	Voting Rights (otherwise than by shares)	-	0.00%
c)	Warrants	-	0.00%
d)	Convertible Securities	-	0.00%
e)	Any other instrument that would entitle the holder to receive shares in the TC	-	0.00%
	<b>Total (a + b + c + d + e)</b>	<b>2,042,838,751</b>	<b>38.40%</b>

(\*)Diluted share/voting capital means total no. of shares in TC assuming full conversion of outstanding convertible securities / warrants into equity shares

#### Annexure 1

#### Shareholding of Promoter(s) / member of the Promoter Group of Suzlon Energy Limited (TC) as on March 31, 2018

Sr. No.	Name of Promoters and entities forming part of the Promoter Group**	Number of shares	% w.r.t. total share / voting capital wherever applicable	% w.r.t. total diluted share / voting capital of TC
	Total paid up capital of Suzlon Energy Limited	5,319,774,121	-	-
	Total paid up capital of Suzlon Energy Limited on diluted basis	5,989,814,271		
a)	Shares			
1	Tulsi R.Tanti	3,905,000	0.07%	0.07%
2	Gita T.Tanti	64,512,000	1.21%	1.08%
3	Tulsi R.Tanti as karta of Tulsi Ranchhodhbhai HUF	18,000,000	0.34%	0.30%
4	Tulsi R.Tanti as karta of Ranchhodhbhai Ramjibhai HUF	42,570,000	0.80%	0.71%
5	Tulsi R.Tanti J/w. Vinod R.Tanti J/w. Jitendra R.Tanti	42,660,000	0.80%	0.71%
6	Tanti Holdings Private Limited	158,901,093	2.99%	2.65%
7	Vinod R.Tanti	11,367,000	0.21%	0.19%
8	Jitendra R.Tanti	12,400,000	0.23%	0.21%
9	Sangita V.Tanti	70,182,000	1.32%	1.17%
10	Lina J.Tanti	70,182,000	1.32%	1.17%
11	Rambhaben Ukabhai	3,000	0.00%	0.00%
12	Vinod R.Tanti as karta of Vinod Ranchhodhbhai HUF	18,900,000	0.36%	0.32%
13	Jitendra R.Tanti as karta of Jitendra Ranchhodhbhai HUF	12,723,000	0.24%	0.21%
14	Pranav T.Tanti	59,067,000	1.11%	0.99%
15	Nidhi T.Tanti	3,052,000	0.06%	0.05%
16	Rajan V.Tanti	16,605,000	0.31%	0.28%
17	Brjj J.Tanti	37,117,000	0.70%	0.62%
18	Trisha J.Tanti	15,120,000	0.28%	0.25%
19	Girish R.Tanti	100,019,000	1.88%	1.67%
21	Sugati Holdings Private Limited	262,497,868	4.93%	4.38%
22	Samanvaya Holdings Private Limited	33,001,495	0.62%	0.55%
	<b>Sub-Total Promoters</b>	<b>1,052,784,456</b>	<b>19.79%</b>	<b>17.58%</b>

## Annexure 2

**Shareholding of the Persons Acting in Concert with the Promoter Group of Suzlon Energy Limited (TC) as on March 31, 2018**

Sr. No.	Name of the Persons Acting in Concert (Investor Group)**	Number of shares	% w.r.t. total share / voting capital wherever applicable	% w.r.t. total diluted share / voting capital of TC
a)	Shares			
1	Family Investment Pvt. Ltd. J/w. Quality Investment Pvt. Ltd. J/w. Kumud S. Shanghvi in the capacity of partners of M/s. Sunrise Associates	100,900,000	1.90%	1.68%
2	Tejaskiran Pharmachem Industries Pvt. Ltd. J/w. Virtuous Finance Pvt. Ltd. J/w. Aalok D. Shanghvi in the capacity of partners of M/s. Goldenstar Enterprises	100,900,000	1.90%	1.68%
3	Viditi Investment Pvt. Ltd. J/w. Virtuous Share Investments Pvt. Ltd. J/w. Vibha Shanghvi in the capacity of partners of M/s. Pioneer Resources	100,900,000	1.90%	1.68%
4	Aditya Medisales Ltd. J/w. Unimed Investments Ltd. J/w. Ms. Vidhi Shanghvi in the capacity of partners of M/s. Expert Vision	55,000,000	1.03%	0.92%
5	Aalok D. Shanghvi	68,000,000	1.28%	1.14%
6	Vibha Shanghvi	68,000,000	1.28%	1.14%
7	Vidhi D. Shanghvi	68,000,000	1.28%	1.14%
8	Neostar Developers LLP	85,000,000	1.60%	1.42%
9	Real Gold Developers LLF	85,000,000	1.60%	1.42%
10	Suraksha Buildwell LLP	110,000,000	2.07%	1.84%
11	Sudhir V. Valia	29,295	0.00%	0.00%
12	Raksha S. Valia	25,000	0.00%	0.00%
13	Vijay M. Parekh	5,000,000	0.09%	0.08%
14	Paresh M. Parekh	5,000,000	0.09%	0.08%
15	Cannon Realty Pvt. Ltd. J/w. Sun Fastfin Services Pvt. Ltd. in the capacity of partners of M/s. GEE SIX Enterprises	138,300,000	2.60%	2.31%
	<b>Sub-Total PACs</b>	<b>990,054,295</b>	<b>18.61%</b>	<b>16.53%</b>

\*\*Note - In terms of the Shareholders' Agreement, the Promoter Group as per Annexure 1 and the Investor Group as per Annexure 2 shall be considered as persons acting in concert under the Takeover Regulations. However, the Investor Group shall not form part of Promoter Group of the Target Company in the shareholding pattern to be filed with the Stock Exchanges in accordance with SEBI (Listing Obligations and Disclosure Requirements) Regulations, 2015.

Date: 7/04/2018

  
Rajan V. Tanti

Disclosures under Regulation 30(1) and 30(2) of SEBI (Substantial Acquisition of Shares and Takeovers) Regulations, 2011 (the "Takeover Regulations")				
PART A - DETAILS OF SHAREHOLDING				
1	Name of the Target Company (TC)	SUZLON ENERGY LIMITED		
2	Name of the Stock Exchanges where the shares of TC are listed	1. National Stock Exchange of India Limited (NSE) 2. BSE Limited (BSE)		
3	Particulars of shareholder(s):			
a)	Name of person(s) together with Persons Acting in Concert (PAC) whose total shareholding (including that in the form of shares, warrants, convertible securities and any other instrument that would entitle the holder to receive shares in the TC) is more than 25% of the voting rights of the TC or	Not Applicable		
b)	Name(s) of promoter(s), member of the promoter group and PAC with him	Brij J. Tanti (For details of Promoter Group refer Annexure 1 and for details of PACs refer Annexure 2)		
4	Particulars of the shareholding of person(s) mentioned at (3) above as of March 31, 2018	No. of Shares	% w.r.t. total share / voting capital wherever applicable	% w.r.t. total diluted share / voting capital of TC (*)
a)	Shares held by:			
i)	Brij J. Tanti	37,117,000	0.70%	0.62%
ii)	Other Promoter Group Entities	1,015,667,456	19.09%	16.96%
iii)	Persons Acting in Concert as per Annexure 2	990,054,295	18.61%	16.53%
	Sub-Total (a)	2,042,838,751	38.40%	34.11%
b)	Voting Rights (otherwise than by shares)	-	0.00%	0.00%
c)	Warrants	-	0.00%	0.00%
d)	Convertible Securities	-	0.00%	0.00%
e)	Any other instrument that would entitle the holder to receive shares in the TC	-	0.00%	0.00%
	Total (a + b + c + d + e)	2,042,838,751	38.40%	34.11%

(\*) Diluted share/voting capital means total no. of shares in TC assuming full conversion of outstanding convertible securities / warrants into equity shares

#### Annexure 1

#### Shareholding of Promoter(s) / member of the Promoter Group of Suzlon Energy Limited (TC) as on March 31, 2018

Sr. No.	Name of Promoters and entities forming part of the Promoter Group**	Number of shares	% w.r.t. total share / voting capital wherever applicable	% w.r.t. total diluted share / voting capital of TC
	Total paid up capital of Suzlon Energy Limited	5,319,774,121	-	-
	Total paid up capital of Suzlon Energy Limited on diluted basis	5,989,814,271		
a)	Shares			
1	Tulsi R. Tanti	3,905,000	0.07%	0.07%
2	Gita T. Tanti	64,512,000	1.21%	1.08%
3	Tulsi R. Tanti as karta of Tulsi Ranchhodhbhai HUF	18,000,000	0.34%	0.30%
4	Tulsi R. Tanti as karta of Ranchhodhbhai Ramjibhai HUF	42,570,000	0.80%	0.71%
5	Tulsi R. Tanti J/w. Vinod R. Tanti J/w. Jitendra R. Tanti	42,660,000	0.80%	0.71%
6	Tanti Holdings Private Limited	158,901,093	2.99%	2.65%
7	Vinod R. Tanti	11,367,000	0.21%	0.19%
8	Jitendra R. Tanti	12,400,000	0.23%	0.21%
9	Sangita V. Tanti	70,182,000	1.32%	1.17%
10	Lima J. Tanti	70,182,000	1.32%	1.17%
11	Ramblaben Ukabhai	3,000	0.00%	0.00%
12	Vinod R. Tanti as karta of Vinod Ranchhodhbhai HUF	18,900,000	0.36%	0.32%
13	Jitendra R. Tanti as karta of Jitendra Ranchhodhbhai HUF	12,723,000	0.24%	0.21%
14	Pranav T. Tanti	59,067,000	1.11%	0.99%
15	Nidhi T. Tanti	3,052,000	0.06%	0.05%
16	Rajan V. Tanti	16,605,000	0.31%	0.28%
17	Brij J. Tanti	37,117,000	0.70%	0.62%
18	Trisha J. Tanti	15,120,000	0.28%	0.25%
19	Girish R. Tanti	100,019,000	1.88%	1.67%
21	Sugati Holdings Private Limited	262,497,868	4.93%	4.38%
22	Samanvaya Holdings Private Limited	33,001,495	0.62%	0.55%
	Sub-Total Promoters	1,052,784,456	19.79%	17.58%

## Annexure 2

## Shareholding of the Persons Acting in Concert with the Promoter Group of Suzlon Energy Limited (TC) as on March 31, 2018

Sr. No.	Name of the Persons Acting in Concert (Investor Group)**	Number of shares	% w.r.t. total share / voting capital wherever applicable	% w.r.t. total diluted share / voting capital of TC
a)	Shares			
1	Family Investment Pvt. Ltd. J/w. Quality Investment Pvt. Ltd. J/w. Kumud S. Shanghvi in the capacity of partners of M/s. Sunrise Associates	100,900,000	1.90%	1.68%
2	Tejaskiran Pharmachem Industries Pvt. Ltd. J/w. Virtuous Finance Pvt. Ltd. J/w. Aalok D. Shanghvi in the capacity of partners of M/s. Goldenstar Enterprises	100,900,000	1.90%	1.68%
3	Viditi Investment Pvt. Ltd. J/w. Virtuous Share Investments Pvt. Ltd. J/w. Vibha Shanghvi in the capacity of partners of M/s. Pioneer Resources	100,900,000	1.90%	1.68%
4	Aditya Medisales Ltd. J/w. Unimed Investments Ltd. J/w. Ms. Vidhi Shanghvi in the capacity of partners of M/s. Experi Vision	55,000,000	1.03%	0.92%
5	Aalok D. Shanghvi	68,000,000	1.28%	1.14%
6	Vibha Shanghvi	68,000,000	1.28%	1.14%
7	Vidhi D. Shanghvi	68,000,000	1.28%	1.14%
8	Neostar Developers LLP	85,000,000	1.60%	1.42%
9	Real Gold Developers LLP	85,000,000	1.60%	1.42%
10	Suraksha Buildwell LLP	110,000,000	2.07%	1.84%
11	Sudhir V. Valia	29,295	0.00%	0.00%
12	Raksha S. Valia	25,000	0.00%	0.00%
13	Vijay M. Parekh	5,000,000	0.09%	0.08%
14	Paresh M. Parekh	5,000,000	0.09%	0.08%
15	Cannon Realty Pvt. Ltd. J/w. Sun Fastfin Services Pvt. Ltd. in the capacity of partners of M/s. GEE SIX Enterprises	138,300,000	2.60%	2.31%
	<b>Sub-Total PACs</b>	<b>990,054,295</b>	<b>18.61%</b>	<b>16.53%</b>

\*\*Note - In terms of the Shareholders' Agreement, the Promoter Group as per Annexure 1 and the Investor Group as per Annexure 2 shall be considered as persons acting in concert under the Takeover Regulations. However, the Investor Group shall not form part of Promoter Group of the Target Company in the shareholding pattern to be filed with the Stock Exchanges in accordance with SEBI (Listing Obligations and Disclosure Requirements) Regulations, 2015.

Date: 7/04/2018

Brij J. Tanti

Disclosures under Regulation 30(1) and 30(2) of SEBI (Substantial Acquisition of Shares and Takeovers) Regulations, 2011 (the "Takeover Regulations")			
PART A - DETAILS OF SHAREHOLDING			
1	Name of the Target Company (TC)	SUZLON ENERGY LIMITED	
2	Name of the Stock Exchanges where the shares of TC are listed	1. National Stock Exchange of India Limited (NSE) 2. BSE Limited (BSE)	
3	Particulars of shareholder(s)		
	a) Name of person(s) together with Persons Acting in Concert (PAC) whose total shareholding (including that in the form of shares, warrants, convertible securities and any other instrument that would entitle the holder to receive shares in the TC) is more than 25% of the voting rights of the TC or	Not Applicable	
	b) Name(s) of promoter(s), member of the promoter group and PAC with him	Trisha J.Tanti (For details of Promoter Group refer Annexure 1 and for details of PACs refer Annexure 2)	
4	Particulars of the shareholding of person(s) mentioned at (3) above as of March 31, 2018	No. of Shares	% w.r.t. total share / voting capital wherever applicable
	a) Shares held by:		% w.r.t. total diluted share / voting capital of TC (*)
	i) Trisha J.Tanti	15,120,000	0.28%
	ii) Other Promoter Group Entities	1,037,664,436	19.51%
	iii) Persons Acting in Concert as per Annexure 2	990,054,295	18.61%
	Sub-Total (a)	2,042,838,751	38.40%
	b) Voting Rights (otherwise than by shares)	-	0.00%
	c) Warrants	-	0.00%
	d) Convertible Securities	-	0.00%
	e) Any other instrument that would entitle the holder to receive shares in the TC	-	0.00%
	Total (a + b + c + d + e)	2,042,838,751	38.40%

(\*) Diluted share/voting capital means total no. of shares in TC assuming full conversion of outstanding convertible securities / warrants into equity shares

Annexure 1 Shareholding of Promoter(s) / member of the Promoter Group of Suzlon Energy Limited (TC) as on March 31, 2018				
Sr. No.	Name of Promoters and entities forming part of the Promoter Group**	Number of shares	% w.r.t. total share / voting capital wherever applicable	% w.r.t. total diluted share / voting capital of TC
	Total paid up capital of Suzlon Energy Limited	5,319,774,121	-	-
	Total paid up capital of Suzlon Energy Limited on diluted basis	5,989,814,271	-	-
a)	Shares			
1	Tulsi R.Tanti	3,905,000	0.07%	0.07%
2	Gita T.Tanti	64,512,000	1.21%	1.08%
3	Tulsi R.Tanti as karta of Tulsi Ranchhodhbhai HUF	18,000,000	0.34%	0.30%
4	Tulsi R.Tanti as karta of Ranchhodhbhai Ramjibhai HUF	42,570,000	0.80%	0.71%
5	Tulsi R.Tanti J/w. Vinod R.Tanti J/w. Jitendra R.Tanti	42,660,000	0.80%	0.71%
6	Tanti Holdings Private Limited	158,901,093	2.99%	2.65%
7	Vinod R.Tanti	11,367,000	0.21%	0.19%
8	Jitendra R.Tanti	12,400,000	0.23%	0.21%
9	Sangita V.Tanti	70,182,000	1.32%	1.17%
10	Lina J.Tanti	70,182,000	1.32%	1.17%
11	Rambhoben Ukabhai	3,000	0.00%	0.00%
12	Vinod R.Tanti as karta of Vinod Ranchhodhbhai HUF	18,900,000	0.36%	0.32%
13	Jitendra R.Tanti as karta of Jitendra Ranchhodhbhai HUF	12,723,000	0.24%	0.21%
14	Pranav T.Tanti	59,067,000	1.11%	0.99%
15	Nidhi T.Tanti	3,052,000	0.06%	0.05%
16	Rajan V.Tanti	16,605,000	0.31%	0.28%
17	Brij J.Tanti	37,117,000	0.70%	0.62%
18	Trisha J.Tanti	15,120,000	0.28%	0.25%
19	Girish R.Tanti	100,019,000	1.88%	1.67%
21	Sugati Holdings Private Limited	262,497,868	4.93%	4.38%
22	Samanyava Holdings Private Limited	33,001,495	0.62%	0.55%
	Sub-Total Promoters	1,052,784,456	19.79%	17.58%

## Annexure 2

## Shareholding of the Persons Acting in Concert with the Promoter Group of Suzlon Energy Limited (TC) as on March 31, 2018

Sr. No.	Name of the Persons Acting in Concert (Investor Group)**	Number of shares	% w.r.t. total share / voting capital wherever applicable	% w.r.t. total diluted share / voting capital of TC
a)	Shares			
1	Family Investment Pvt. Ltd. J/w. Quality Investment Pvt. Ltd. J/w. Kumud S. Shanghvi in the capacity of partners of M/s. Sunrise Associates	100,900,000	1.90%	1.68%
2	Tejaskiran Pharmachem Industries Pvt. Ltd. J/w. Virtuous Finance Pvt. Ltd. J/w. Aalok D. Shanghvi in the capacity of partners of M/s. Goldenstar Enterprises	100,900,000	1.90%	1.68%
3	Viditi Investment Pvt. Ltd. J/w. Virtuous Share Investments Pvt. Ltd. J/w. Vibha Shanghvi in the capacity of partners of M/s. Pioneer Resources	100,900,000	1.90%	1.68%
4	Aditya Medisales Ltd. J/w. Unimed Investments Ltd. J/w. Ms. Vidhi Shanghvi in the capacity of partners of M/s. Expert Vision	55,000,000	1.03%	0.92%
5	Aalok D. Shanghvi	68,000,000	1.28%	1.14%
6	Vibha Shanghvi	68,000,000	1.28%	1.14%
7	Vidhi D. Shanghvi	68,000,000	1.28%	1.14%
8	Neostar Developers LLP	85,000,000	1.60%	1.42%
9	Real Gold Developers LLP	85,000,000	1.60%	1.42%
10	Suraksha Buildwell LLP	110,000,000	2.07%	1.84%
11	Sudhir V. Valia	29,295	0.00%	0.00%
12	Raksha S. Valia	25,000	0.00%	0.00%
13	Vijay M. Parekh	5,000,000	0.09%	0.08%
14	Paresh M. Parekh	5,000,000	0.09%	0.08%
15	Cannon Realty Pvt. Ltd. J/w. Sun Fastfin Services Pvt. Ltd. in the capacity of partners of M/s. GEE SIX Enterprises	138,300,000	2.60%	2.31%
	<b>Sub-Total PACs</b>	<b>990,054,295</b>	<b>18.61%</b>	<b>16.53%</b>

\*\*Note - In terms of the Shareholders' Agreement, the Promoter Group as per Annexure 1 and the Investor Group as per Annexure 2 shall be considered as persons acting in concert under the Takeover Regulations. However, the Investor Group shall not form part of Promoter Group of the Target Company in the shareholding pattern to be filed with the Stock Exchanges in accordance with SEBI (Listing Obligations and Disclosure Requirements) Regulations, 2015.

Date: 7/04/2018

T. J. Tanti

Trisha J. Tanti

Disclosures under Regulation 30(1) and 30(2) of SEBI (Substantial Acquisition of Shares and Takeovers) Regulations, 2011 (the "Takeover Regulations")			
PART A - DETAILS OF SHAREHOLDING			
1	Name of the Target Company (TC)	SUZLON ENERGY LIMITED	
2	Name of the Stock Exchanges where the shares of TC are listed	1. National Stock Exchange of India Limited (NSE) 2. BSE Limited (BSE)	
3	Particulars of shareholder(s):		
	a) Name of person(s) together with Persons Acting in Concert (PAC) whose total shareholding (including that in the form of shares, warrants, convertible securities and any other instrument that would entitle the holder to receive shares in the TC) is more than 25% of the voting rights of the TC or	Not Applicable	
	b) Name(s) of promoter(s), member of the promoter group and PAC with him	Girish R. Tanti (For details of Promoter Group refer Annexure 1 and for details of PACs refer Annexure 2)	
4	Particulars of the shareholding of person(s) mentioned at (3) above as of March 31, 2018	No. of Shares	% w.r.t. total share / voting capital wherever applicable
	a) Shares held by:		% w.r.t. total diluted share / voting capital of TC (*)
	i) Girish R. Tanti	100,019,000	1.88%
	ii) Other Promoter Group Entities	952,765,456	17.91%
	iii) Persons Acting in Concert as per Annexure 2	990,054,295	18.61%
	Sub-Total (a)	2,042,838,751	38.40%
	b) Voting Rights (otherwise than by shares)	-	0.00%
	c) Warrants	-	0.00%
	d) Convertible Securities	-	0.00%
	e) Any other instrument that would entitle the holder to receive shares in the TC	-	0.00%
	Total (a + b + c + d + e)	2,042,838,751	38.40%

(\*) Diluted share/voting capital means total no. of shares in TC assuming full conversion of outstanding convertible securities / warrants into equity shares

#### Annexure 1

#### Shareholding of Promoter(s) / member of the Promoter Group of Suzlon Energy Limited (TC) as on March 31, 2018

Sr. No.	Name of Promoters and entities forming part of the Promoter Group*	Number of shares	% w.r.t. total share / voting capital wherever applicable	% w.r.t. total diluted share / voting capital of TC
	Total paid up capital of Suzlon Energy Limited	5,319,774,121	-	-
	Total paid up capital of Suzlon Energy Limited on diluted basis	5,989,814,271	-	-
a)	Shares			
1	Tulsi R. Tanti	3,905,000	0.07%	0.07%
2	Gita T. Tanti	64,512,000	1.21%	1.08%
3	Tulsi R. Tanti as karta of Tulsi Ranchhodhbhai HUF	18,000,000	0.34%	0.30%
4	Tulsi R. Tanti as karta of Ranchhodhbhai Ramjibhai HUF	42,570,000	0.80%	0.71%
5	Tulsi R. Tanti J/w. Vinod R. Tanti J/w. Jitendra R. Tanti	42,660,000	0.80%	0.71%
6	Tanti Holdings Private Limited	158,901,093	2.99%	2.65%
7	Vinod R. Tanti	11,367,000	0.21%	0.19%
8	Jitendra R. Tanti	12,400,000	0.23%	0.21%
9	Sangita V. Tanti	70,182,000	1.32%	1.17%
10	Lina J. Tanti	70,182,000	1.32%	1.17%
11	Rambhoben Ukabhai	3,000	0.00%	0.00%
12	Vinod R. Tanti as karta of Vinod Ranchhodhbhai HUF	18,900,000	0.36%	0.32%
13	Jitendra R. Tanti as karta of Jitendra Ranchhodhbhai HUF	12,723,000	0.24%	0.21%
14	Pranav T. Tanti	59,067,000	1.11%	0.99%
15	Nidhi T. Tanti	3,052,000	0.06%	0.05%
16	Rajan V. Tanti	16,605,000	0.31%	0.28%
17	Brij J. Tanti	37,117,000	0.70%	0.62%
18	Trisha J. Tanti	15,120,000	0.28%	0.25%
19	Girish R. Tanti	100,019,000	1.88%	1.67%
21	Sugati Holdings Private Limited	262,497,868	4.93%	4.38%
22	Samunvaya Holdings Private Limited	33,001,495	0.62%	0.55%
	Sub-Total Promoters	1,052,784,456	19.79%	17.58%

Shareholding of the Persons Acting in Concert with the Promoter Group of Suzlon Energy Limited (TC) as on March 31, 2018				
Sr. No.	Name of the Persons Acting in Concert (Investor Group)**	Number of shares	% w.r.t. total share / voting capital wherever applicable	% w.r.t. total diluted share / voting capital of TC
a)	Shares			
1	Family Investment Pvt. Ltd. J/w. Quality Investment Pvt. Ltd. J/w. Kumud S. Shanghvi in the capacity of partners of M/s. Sunrise Associates	100,900,000	1.90%	1.68%
2	Tejaskiran Pharmachem Industries Pvt. Ltd. J/w. Virtuous Finance Pvt. Ltd. J/w. Aalok D. Shanghvi in the capacity of partners of M/s. Goldenstar Enterprises	100,900,000	1.90%	1.68%
3	Viditi Investment Pvt. Ltd. J/w. Virtuous Share Investments Pvt. Ltd. J/w. Vibha Shanghvi in the capacity of partners of M/s. Pioneer Resources	100,900,000	1.90%	1.68%
4	Aditya Medisates Ltd. J/w. Unimed Investments Ltd. J/w. Ms. Vidhi Shanghvi in the capacity of partners of M/s. Expert Vision	55,000,000	1.03%	0.92%
5	Aalok D. Shanghvi	68,000,000	1.28%	1.14%
6	Vibha Shanghvi	68,000,000	1.28%	1.14%
7	Vidhi D. Shanghvi	68,000,000	1.28%	1.14%
8	Neostar Developers I.I.P	85,000,000	1.60%	1.42%
9	Real Gold Developers LLF	85,000,000	1.60%	1.42%
10	Suraksha Buildwell LLP	110,000,000	2.07%	1.84%
11	Sudhir V. Valia	29,295	0.00%	0.00%
12	Raksha S. Valia	25,000	0.00%	0.00%
13	Vijay M. Parekh	5,000,000	0.09%	0.08%
14	Paresh M. Parekh	5,000,000	0.09%	0.08%
15	Canon Realty Pvt. Ltd. J/w. Sun Fastfin Services Pvt. Ltd. in the capacity of partners of M/s. GEE SIX Enterprises	138,300,000	2.60%	2.31%
	<b>Sub-Total PACs</b>	<b>990,054,295</b>	<b>18.61%</b>	<b>16.53%</b>

\*\*Note - In terms of the Shareholders' Agreement, the Promoter Group as per Annexure 1 and the Investor Group as per Annexure 2 shall be considered as persons acting in concert under the Takeover Regulations. However, the Investor Group shall not form part of Promoter Group of the Target Company in the shareholding pattern to be filed with the Stock Exchanges in accordance with SEBI (Listing Obligations and Disclosure Requirements) Regulations, 2015.

Date: 7/04/2018

  
Girish R. Pant

Disclosures under Regulation 30(1) and 30(2) of SEBI (Substantial Acquisition of Shares and Takeovers) Regulations, 2011 (the "Takeover Regulations")			
PART A - DETAILS OF SHAREHOLDING			
1	Name of the Target Company (TC)	SUZLON ENERGY LIMITED	
2	Name of the Stock Exchanges where the shares of TC are listed	1. National Stock Exchange of India Limited (NSE) 2. BSE Limited (BSE)	
3	Particulars of shareholder(s):		
a)	Name of person(s) together with Persons Acting in Concert (PAC) whose total shareholding (including that in the form of shares, warrants, convertible securities and any other instrument that would entitle the holder to receive shares in the TC) is more than 25% of the voting rights of the TC or	Not Applicable	
b)	Name(s) of promoter(s), member of the promoter group and PAC with him	Sugati Holdings Private Limited (For details of Promoter Group refer Annexure 1 and for details of PACs refer Annexure 2)	
4	Particulars of the shareholding of person(s) mentioned at (3) above as of March 31, 2018	No. of Shares	% w.r.t. total share / voting capital wherever applicable
a)	Shares held by:		% w.r.t. total diluted share / voting capital of TC (*)
i)	Sugati Holdings Private Limited	262,497,868	4.93%
ii)	Other Promoter Group Entities	790,286,588	14.86%
iii)	Persons Acting in Concert as per Annexure 2	990,054,295	18.61%
	<b>Sub-Total (a)</b>	<b>2,042,838,751</b>	<b>38.40%</b>
b)	Voting Rights (otherwise than by shares)	-	0.00%
c)	Warrants	-	0.00%
d)	Convertible Securities	-	0.00%
e)	Any other instrument that would entitle the holder to receive shares in the TC	-	0.00%
	<b>Total (a + b + c + d + e)</b>	<b>2,042,838,751</b>	<b>38.40%</b>

(\*) Diluted share/voting capital means total no. of shares in TC assuming full conversion of outstanding convertible securities / warrants into equity shares

#### Annexure 1

#### Shareholding of Promoter(s) / member of the Promoter Group of Suzlon Energy Limited (TC) as on March 31, 2018

Sr. No.	Name of Promoters and entities forming part of the Promoter Group**	Number of shares	% w.r.t. total share / voting capital wherever applicable	% w.r.t. total diluted share / voting capital of TC
	Total paid up capital of Suzlon Energy Limited	5,319,774,121	-	-
	Total paid up capital of Suzlon Energy Limited on diluted basis	5,989,814,271	-	-
a)	Shares			
1	Tulsi R.Tanti	3,905,000	0.07%	0.07%
2	Gita T.Tanti	64,512,000	1.21%	1.08%
3	Tulsi R.Tanti as karta of Tulsi Ranchhodhbhai HUF	18,000,000	0.34%	0.30%
4	Tulsi R.Tanti as karta of Ranchhodhbhai Ramjibhai HUF	42,570,000	0.80%	0.71%
5	Tulsi R.Tanti J/w. Vinod R.Tanti J/w. Jitendra R.Tanti	42,660,000	0.80%	0.71%
6	Tanti Holdings Private Limited	158,901,093	2.99%	2.65%
7	Vinod R.Tanti	11,367,000	0.21%	0.19%
8	Jitendra R.Tanti	12,400,000	0.23%	0.21%
9	Sangita V.Tanti	70,182,000	1.32%	1.17%
10	Lina J.Tanti	70,182,000	1.32%	1.17%
11	Rambhadrn Ukabhai	3,000	0.00%	0.00%
12	Vinod R.Tanti as karta of Vinod Ranchhodhbhai HUF	18,900,000	0.36%	0.32%
13	Jitendra R.Tanti as karta of Jitendra Ranchhodhbhai HUF	12,723,000	0.24%	0.21%
14	Pranav T.Tanti	59,067,000	1.11%	0.99%
15	Nidhi T.Tanti	3,052,000	0.06%	0.05%
16	Rajan V.Tanti	16,605,000	0.31%	0.28%
17	Brij J.Tanti	37,117,000	0.70%	0.62%
18	Trisha J.Tanti	15,120,000	0.28%	0.25%
19	Girish R.Tanti	100,019,000	1.88%	1.67%
21	Sugati Holdings Private Limited	262,497,868	4.93%	4.38%
22	Samnavaya Holdings Private Limited	33,001,495	0.62%	0.55%
	<b>Sub-Total Promoters</b>	<b>1,052,784,456</b>	<b>19.79%</b>	<b>17.58%</b>

## Annexure 2

## Shareholding of the Persons Acting in Concert with the Promoter Group of Suzlon Energy Limited (TC) as on March 31, 2018

Sr. No.	Name of the Persons Acting in Concert (Investor Group)**	Number of shares	% w.r.t. total share / voting capital wherever applicable	% w.r.t. total diluted share / voting capital of TC
a)	Shares			
1	Family Investment Pvt. Ltd. J/w. Quality Investment Pvt. Ltd. J/w. Kumud S. Shanghvi in the capacity of partners of M/s. Sunrise Associates	100,900,000	1.90%	1.68%
2	Tejaskiran Pharmachem Industries Pvt. Ltd. J/w. Virtuous Finance Pvt. Ltd. J/w. Aalok D. Shanghvi in the capacity of partners of M/s. Goldenstar Enterprises	100,900,000	1.90%	1.68%
3	Viditi Investment Pvt. Ltd. J/w. Virtuous Share Investments Pvt. Ltd. J/w. Vibha Shanghvi in the capacity of partners of M/s. Pioneer Resources	100,900,000	1.90%	1.68%
4	Aditya Medisales Ltd. J/w. Unimed Investments Ltd. J/w. Ms. Vidhi Shanghvi in the capacity of partners of M/s. Expert Vision	55,000,000	1.03%	0.92%
5	Aalok D. Shanghvi	68,000,000	1.28%	1.14%
6	Vibha Shanghvi	68,000,000	1.28%	1.14%
7	Vidhi D. Shanghvi	68,000,000	1.28%	1.14%
8	Ncostar Developers LLP	85,000,000	1.60%	1.42%
9	Real Gold Developers LLP	85,000,000	1.60%	1.42%
10	Suraksha Buildwell LLP	110,000,000	2.07%	1.84%
11	Sudhir V. Valia	29,295	0.00%	0.00%
12	Raksha S. Valia	25,000	0.00%	0.00%
13	Vijay M. Parekh	5,000,000	0.09%	0.08%
14	Parish M. Parekh	5,000,000	0.09%	0.08%
15	Cannon Realty Pvt. Ltd. J/w. Sun Fastfin Services Pvt. Ltd. in the capacity of partners of M/s. GEE SIX Enterprises	138,300,000	2.60%	2.31%
	<b>Sub-Total PACs</b>	<b>990,054,295</b>	<b>18.61%</b>	<b>16.53%</b>

\*\*Note - In terms of the Shareholders' Agreement, the Promoter Group as per Annexure 1 and the Investor Group as per Annexure 2 shall be considered as persons acting in concert under the Takeover Regulations. However, the Investor Group shall not form part of Promoter Group of the Target Company in the shareholding pattern to be filed with the Stock Exchanges in accordance with SEBI (Listing Obligations and Disclosure Requirements) Regulations, 2015.

Date: 7/04/2018

  
Sugati Holdings Private Limited

Disclosures under Regulation 30(1) and 30(2) of SEBI (Substantial Acquisition of Shares and Takeovers) Regulations, 2011 (the "Takeover Regulations")			
PART A - DETAILS OF SHAREHOLDING			
1	Name of the Target Company (TC)	SUZLON ENERGY LIMITED	
2	Name of the Stock Exchanges where the shares of TC are listed	1. National Stock Exchange of India Limited (NSE) 2. BSE Limited (BSE)	
3	Particulars of shareholder(s):		
a)	Name of person(s) together with Persons Acting in Concert (PAC) whose total shareholding (including that in the form of shares, warrants, convertible securities and any other instrument that would entitle the holder to receive shares in the TC) is more than 25% of the voting rights of the TC or	Not Applicable	
b)	Name(s) of promoter(s), member of the promoter group and PAC with him	Samanvaya Holdings Private Limited (For details of Promoter Group refer Annexure 1 and for details of PACs refer Annexure 2)	
4	Particulars of the shareholding of person(s) mentioned at (3) above as of March 31, 2018	No. of Shares	% w.r.t. total share / voting capital wherever applicable
a)	Shares held by:		% w.r.t. total diluted share / voting capital of TC (*)
i)	Samanvaya Holdings Private Limited	33,001,495	0.62%
ii)	Other Promoter Group Entities	1,019,782,961	19.17%
iii)	Persons Acting in Concert as per Annexure 2	990,054,295	18.61%
	Sub-Total (a)	2,042,838,751	38.40%
b)	Voting Rights (otherwise than by shares)	-	0.00%
c)	Warrants	-	0.00%
d)	Convertible Securities	-	0.00%
e)	Any other instrument that would entitle the holder to receive shares in the TC	-	0.00%
	Total (a + b + c + d + e)	2,042,838,751	38.40%

(\*) Diluted share/voting capital means total no. of shares in TC assuming full conversion of outstanding convertible securities / warrants into equity shares

#### Annexure 1

#### Shareholding of Promoter(s) / member of the Promoter Group of Suzlon Energy Limited (TC) as on March 31, 2018

Sr. No.	Name of Promoters and entities forming part of the Promoter Group**	Number of shares	% w.r.t. total share / voting capital wherever applicable	% w.r.t. total diluted share / voting capital of TC
	Total paid up capital of Suzlon Energy Limited	5,319,774,121	-	-
	Total paid up capital of Suzlon Energy Limited on diluted basis	5,989,814,271	-	-
a)	Shares			
1	Tulsi R. Tanti	3,905,000	0.07%	0.07%
2	Gita T. Tanti	64,512,000	1.21%	1.08%
3	Tulsi R. Tanti as karta of Tulsi Ranchhodhbhai HUF	18,000,000	0.34%	0.30%
4	Tulsi R. Tanti as karta of Ranchhodhbhai Ramjibhai HUF	42,570,000	0.80%	0.71%
5	Tulsi R. Tanti J/w. Vinod R. Tanti J/w. Jitendra R. Tanti	42,660,000	0.80%	0.71%
6	Tanti Holdings Private Limited	158,901,093	2.99%	2.65%
7	Vinod R. Tanti	11,367,000	0.21%	0.19%
8	Jitendra R. Tanti	12,400,000	0.23%	0.21%
9	Sangita V. Tanti	70,182,000	1.32%	1.17%
10	Lina J. Tanti	70,182,000	1.32%	1.17%
11	Rambhaben Ukabhai	3,000	0.00%	0.00%
12	Vinod R. Tanti as karta of Vinod Ranchhodhbhai HUF	18,900,000	0.36%	0.32%
13	Jitendra R. Tanti as karta of Jitendra Ranchhodhbhai HUF	12,723,000	0.24%	0.21%
14	Pransav T. Tanti	59,067,000	1.11%	0.99%
15	Nidhi T. Tanti	3,052,000	0.06%	0.05%
16	Rajan V. Tanti	16,605,000	0.31%	0.28%
17	Brij J. Tanti	37,117,000	0.70%	0.62%
18	Trisha J. Tanti	15,120,000	0.28%	0.25%
19	Girish R. Tanti	100,019,000	1.88%	1.67%
21	Sugati Holdings Private Limited	262,497,868	4.93%	4.38%
22	Samanvaya Holdings Private Limited	33,001,495	0.62%	0.55%
	Sub-Total Promoters	1,052,784,456	19.79%	17.58%


## Shareholding of the Persons Acting in Concert with the Promoter Group of Suzlon Energy Limited (TC) as on March 31, 2018

Sr. No.	Name of the Persons Acting in Concert (Investor Group)**	Number of shares	% w.r.t. total share / voting capital wherever applicable	% w.r.t. total diluted share / voting capital of TC
a)	Shares			
1	Family Investment Pvt. Ltd. J/w. Quality Investment Pvt. Ltd. J/w. Kumud S. Shanghvi in the capacity of partners of M/s. Sunrise Associates	100,900,000	1.90%	1.68%
2	Tejaskiran Pharmachem Industries Pvt. Ltd. J/w. Virtuous Finance Pvt. Ltd. J/w. Aalok D. Shanghvi in the capacity of partners of M/s. Goldenstar Enterprises	100,900,000	1.90%	1.68%
3	Viditi Investment Pvt. Ltd. J/w. Virtuous Share Investments Pvt. Ltd. J/w. Vibha Shanghvi in the capacity of partners of M/s. Pioneer Resources	100,900,000	1.90%	1.68%
4	Aditya Medisales Ltd. J/w. Unimed Investments Ltd. J/w. Ms. Vidhi Shanghvi in the capacity of partners of M/s. Expert Vision	55,000,000	1.03%	0.92%
5	Aalok D. Shanghvi	68,000,000	1.28%	1.14%
6	Vibha Shanghvi	68,000,000	1.28%	1.14%
7	Vidhi D. Shanghvi	68,000,000	1.28%	1.14%
8	Neostar Developers LLP	85,000,000	1.60%	1.42%
9	Real Gold Developers LLF	85,000,000	1.60%	1.42%
10	Suraksha Buildwell LLP	110,000,000	2.07%	1.84%
11	Sudhir V. Valia	29,295	0.00%	0.00%
12	Raksha S. Valia	25,000	0.00%	0.00%
13	Vijay M. Parekh	5,000,000	0.09%	0.08%
14	Pareesh M. Parekh	5,000,000	0.09%	0.08%
15	Cannon Realty Pvt. Ltd. J/w. Sun Fastlin Services Pvt. Ltd. in the capacity of partners of M/s. GEE SIX Enterprises	138,300,000	2.60%	2.31%
	<b>Sub-Total PACs</b>	<b>990,054,295</b>	<b>18.61%</b>	<b>16.53%</b>

\*\*Note - In terms of the Shareholders' Agreement, the Promoter Group as per Annexure 1 and the Investor Group as per Annexure 2 shall be considered as persons acting in concert under the Takeover Regulations. However, the Investor Group shall not form part of Promoter Group of the Target Company in the shareholding pattern to be filed with the Stock Exchanges in accordance with SEBI (Listing Obligations and Disclosure Requirements) Regulations, 2015.

For Samarwaya Holdings Private Limited

Date: 7/04/2018

  
Samarwaya Holdings Private Limited