

Date: 26/05/2018

**The General Manager, Listing Department,  
Bombay Stock Exchange Limited,  
P.J. Tower, Dalal Street, Mumbai - 400 001.**

Fax: 022 - 2272 3121/ 1278/ 1557  
E-Mail: [corp.relations@bseindia.com](mailto:corp.relations@bseindia.com)

Scrip ID: WONDERLA  
Scrip Code: 538268

**The Vice President, Listing Department,  
National Stock Exchange of India Limited,  
'Exchange Plaza', Bandra Kurla Complex,  
Bandra (East), Mumbai - 400 051.**

Fax: 022 – 26598237/ 38  
E-Mail: [cmlist@nse.co.in](mailto:cmlist@nse.co.in)

Symbol: WONDERLA

Dear Sir/ Madam,

**Sub: Outcome of Board Meeting**

**Ref : Regulation 33 of SEBI (Listing Obligations and Disclosure Requirements) Regulations, 2015.**

The Board of Directors of the Company at their meeting held on even date have approved the audited Financial Results for the quarter and year ended 31<sup>st</sup> March, 2018. A copy of the same is enclosed.

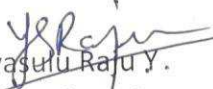
Please also find enclosed Press Release and Auditor's Report for the year ended 31<sup>st</sup> March, 2018 as approved by the Board of Directors of the Company.

The meeting commenced at 2.00 p.m and closed at 3.30 p.m

Kindly take the same on record.

Yours faithfully,

For Wonderla Holidays Limited

  
Srinivasulu Raju Y.  
Company Secretary

**Branches**

**Bangalore(Reg. Office ):** 28th KM, Mysore Road, Bangalore - 562 109. Ph : +91 80 22010333/311; E-mail : mail.blr@wonderla.com  
**Kochi :** Pallikkara, Kumarapuram P.O., Pin: 683 565, Ph : 0484-2684001-6 Fax: 0484-2684001, E-mail : mail.cok@wonderla.com  
**Hyderabad :** Kongara Raviryala P.O., Rangareddy District, Pin: 501 510, Ph : 040-23490300, E-mail : mail.hyd@wonderla.com

## Statement of audited financial results for the quarter and year ended 31 March 2018

Rs in lakhs (except EPS)

S No.	Particulars	For the quarter ended			For the year ended	
		31.03.2018	31.12.2017	31.03.2017	31.03.2018	31.03.2017
		(Audited) Refer Note 1 & 2	(Unaudited) Refer Note 2	(Audited) Refer Note 2	(Audited) Refer Note 1	(Audited)
1	<b>Revenue from operations</b>					
	Sale of services	4,100.48	4,836.51	4,679.78	21,095.74	21,424.91
	Sale of products	1,391.75	1,546.86	1,257.88	5,953.60	4,857.32
	<b>Total revenue from operations</b>	<b>5,492.23</b>	<b>6,383.37</b>	<b>5,937.66</b>	<b>27,049.34</b>	<b>26,282.23</b>
	Other income	145.94	153.75	260.82	784.72	1,216.32
	<b>Total income from operations</b>	<b>5,638.17</b>	<b>6,537.12</b>	<b>6,198.48</b>	<b>27,834.06</b>	<b>27,498.55</b>
2	<b>Expenses</b>					
	Cost of materials consumed	319.46	381.46	247.93	1,243.45	961.32
	Purchase of stock-in-trade	246.89	466.34	377.58	1,622.02	1,465.12
	Changes in inventories of stock-in-trade	72.61	(40.75)	13.03	73.34	(65.71)
	Employee benefits expense	992.26	977.31	999.16	4,141.52	3,915.81
	Finance costs	22.93	27.93	43.02	120.68	132.51
	Depreciation and amortization expense	979.27	977.55	646.38	3,650.51	2,927.86
	Other expenses	2,331.52	2,693.74	3,446.26	11,058.38	13,308.34
	<b>Total expenses</b>	<b>4,964.94</b>	<b>5,483.58</b>	<b>5,773.36</b>	<b>21,909.90</b>	<b>22,645.25</b>
3	<b>Profit before tax (1-2)</b>	<b>673.23</b>	<b>1,053.54</b>	<b>425.12</b>	<b>5,924.16</b>	<b>4,853.30</b>
4	<b>Tax expense</b>					
	Current tax	227.27	291.99	306.69	2,174.76	2,008.87
	Current tax pertaining to earlier years	16.40	47.73	-	64.13	(124.00)
	Deferred tax	61.60	60.03	(218.82)	(165.12)	(422.68)
5	<b>Net profit after tax (3-4)</b>	<b>367.96</b>	<b>653.79</b>	<b>337.25</b>	<b>3,850.39</b>	<b>3,391.11</b>
6	<b>Other comprehensive (net of tax)</b>					
	Items not to be reclassified to profit or loss in subsequent periods, net of tax	6.33	7.56	6.21	11.31	6.64
7	<b>Total comprehensive income (5+6)</b>	<b>374.29</b>	<b>661.35</b>	<b>343.46</b>	<b>3,861.70</b>	<b>3,397.75</b>
8	<b>Paid-up equity share capital</b> (Face value of the share Rs.10/- each)	5,650.07	5,650.07	5,650.07	5,650.07	5,650.07
9	<b>Earnings per share (face value of Rs.10/- each)</b>					
	Weighted average number of shares (lakhs)	565.01	565.01	565.01	565.01	565.01
(a)	Basic	.66**	1.17**	.61**	6.83	6.01
(b)	Diluted	.66**	1.17**	.61**	6.83	6.01

\*\*not annualised



Wonderla Holidays Limited

CIN:L55101KA2002PLC031224

Registered Office : 28th K.M., Mysore Road, Bangalore 562 109; Ph: 080-22010311/322/333; Fax 080-22010324

Website: www.wonderla.com; email: mail.blr@wonderla.com



Reporting of segment wise revenue, results and capital employed

Rs in lakhs

S No.	Particulars	For the quarter ended			For the year ended	
		31.03.2018	31.12.2017	31.03.2017	31.03.2018	31.03.2017
		(Audited)Refer Note 1 & 2	(Unaudited)Refer Note 2	(Audited)Refer Note 2	(Audited)Refer Note 1	(Audited)
1	Segment revenue					
	Operating revenue					
	Amusement parks	3,977.83	4,639.63	4,516.11	20,437.39	20,652.54
	Resort	237.61	306.43	250.35	1,087.22	1,168.76
	Others	1,276.79	1,437.31	1,171.20	5,524.73	4,460.93
	<b>Total operating revenue (a)</b>	<b>5,492.23</b>	<b>6,383.37</b>	<b>5,937.66</b>	<b>27,049.34</b>	<b>26,282.23</b>
	Allocable other income					
	Amusement parks	70.45	85.85	155.13	440.09	713.06
	Resort	5.52	11.16	4.19	24.13	28.37
	Unallocated	69.97	56.74	101.50	320.50	474.89
	<b>Total other income (b)</b>	<b>145.94</b>	<b>153.75</b>	<b>260.82</b>	<b>784.72</b>	<b>1,216.32</b>
	<b>Total revenue (a+b)</b>	<b>5,638.17</b>	<b>6,537.12</b>	<b>6,198.48</b>	<b>27,834.06</b>	<b>27,498.55</b>
2	Segment result					
	Amusement parks	616.33	1,056.50	556.49	5,875.92	4,717.54
	Resort	2.26	82.46	21.99	175.15	192.61
	Others	486.41	490.91	389.25	1,998.82	1,588.51
	<b>Total</b>	<b>1,105.00</b>	<b>1,629.87</b>	<b>967.73</b>	<b>8,049.89</b>	<b>6,498.66</b>
	Less: Unallocated expenses	501.74	633.07	644.11	2,446.23	2,120.25
	<b>Operating profit</b>	<b>603.26</b>	<b>996.80</b>	<b>323.62</b>	<b>5,603.66</b>	<b>4,378.41</b>
	Add : Interest and dividend income	69.97	56.74	101.50	320.50	474.89
	<b>Profit before tax</b>	<b>673.23</b>	<b>1,053.54</b>	<b>425.12</b>	<b>5,924.16</b>	<b>4,853.30</b>

Rs in lakhs

S No.	Particulars	For the quarter ended			For the year ended	
		31.03.2018	31.12.2017	31.03.2017	31.03.2018	31.03.2017
		(Audited)Refer Note 1 & 2	(Unaudited)Refer Note 2	(Audited)Refer Note 2	(Audited)Refer Note 1	(Audited)
3	Segment Assets					
	Amusement parks	84,967.38	86,576.48	78,410.82	84,967.38	78,410.82
	Resort	2,667.97	2,711.08	2,756.51	2,667.97	2,756.51
	Others	194.16	282.62	305.25	194.16	305.25
	Unallocated	5,046.15	5,803.22	8,247.66	5,046.15	8,247.66
	<b>Total</b>	<b>92,875.66</b>	<b>95,373.40</b>	<b>89,720.24</b>	<b>92,875.66</b>	<b>89,720.24</b>
4	Segment Liabilities					
	Amusement parks	6,664.57	7,242.50	5,842.76	6,664.57	5,842.76
	Resort	105.35	135.74	77.63	105.35	77.63
	Others	150.10	218.48	156.68	150.10	156.68
	Unallocated	8,693.97	10,887.82	9,578.10	8,693.97	9,578.10
	<b>Total</b>	<b>15,613.99</b>	<b>18,484.54</b>	<b>15,655.17</b>	<b>15,613.99</b>	<b>15,655.17</b>
5	Capital employed					
	(Segment assets - segment liabilities)					
	Amusement parks	78,302.81	79,333.98	72,568.06	78,302.81	72,568.06
	Resort	2,562.62	2,575.34	2,678.88	2,562.62	2,678.88
	Others	44.06	64.14	148.57	44.06	148.57
	Unallocated	(3,647.82)	(5,084.60)	(1,330.44)	(3,647.82)	(1,330.44)
	<b>Total</b>	<b>77,261.67</b>	<b>76,888.86</b>	<b>74,065.07</b>	<b>77,261.67</b>	<b>74,065.07</b>



Wonderla Holidays Limited

CIN:L55101KA2002PLC031224

Registered Office : 28th K.M., Mysore Road, Bangalore 562 109; Ph: 080-22010311/322/333; Fax 080-22010324

Website: www.wonderla.com; email: mail.blr@wonderla.com



**Balance Sheet**

*Rs in lakhs*

	As at 31 March 2018	As at 31 March 2017
<b>ASSETS</b>		
<b>Non-current assets</b>		
Property, plant and equipment	82,814.38	70,755.38
Capital work-in-progress	1,548.56	5,853.53
Intangible assets	553.63	60.44
<b>Financial assets</b>		
Other financial assets	244.45	232.78
Income tax assets (net)	81.61	131.83
Other non-current assets	296.48	2,070.79
	<b>85,539.11</b>	<b>79,104.75</b>
<b>Current assets</b>		
Inventories	712.69	895.13
<b>Financial assets</b>		
Investments	1,215.61	7,505.20
Trade receivables	117.09	94.50
Cash and cash equivalents	2,439.44	240.08
Other balances with banks	46.59	613.17
Loans	45.36	49.41
Other financial assets	30.51	31.80
Other current assets	2,729.26	1,186.20
	<b>7,336.55</b>	<b>10,615.49</b>
<b>TOTAL ASSETS</b>	<b>92,875.66</b>	<b>89,720.24</b>
<b>EQUITY AND LIABILITIES</b>		
<b>Equity</b>		
Equity share capital	5,650.07	5,650.07
Other equity	71,611.60	68,415.00
	<b>77,261.67</b>	<b>74,065.07</b>
<b>Liabilities</b>		
<b>Non-current liabilities</b>		
<b>Financial liabilities</b>		
Borrowings	-	900.96
Provisions	111.51	75.24
Deferred tax liabilities (net)	7,111.92	7,270.96
	<b>7,223.43</b>	<b>8,247.16</b>
<b>Current liabilities</b>		
<b>Financial liabilities</b>		
Borrowings	-	487.44
Trade payables	993.83	1,239.17
Other financial liabilities	1,146.81	1,380.96
Other current liabilities	260.09	330.35
Provisions	5,433.07	3,970.09
Income tax liabilities (net)	556.76	-
	<b>8,390.56</b>	<b>7,408.01</b>
<b>TOTAL EQUITY AND LIABILITIES</b>	<b>92,875.66</b>	<b>89,720.24</b>



Wonderla Holidays Limited

CIN:L55101KA2002PLC031224

Registered Office: 28th K.M., Mysore Road, Bangalore 562 109; Ph: 080-22010311/322/333; Fax 080-22010324

Website: www.wonderla.com; email: mail.blr@wonderla.com



Notes:-

- The above audited financial results for the quarter and year ended 31 March 2018 have been reviewed by the Audit Committee of the Board and taken on record at the meeting of the Board of Directors held on 26 May 2018.
- The figures for the quarter ended 31 March 2018 are the balancing figures between the audited figures for the year ended 31 March 2018 and the unaudited figures for the nine months ended 31 December 2017 and the figures for the quarter ended 31 March 2017 are the balancing figures between the audited figures for the year ended 31 March 2017 and the unaudited figures for the nine months ended 31 December 2016. The figures for the quarter ended 31 December 2017 have not been audited but have been subject to limited review by the Statutory Auditors.
- With effect from 1 April 2017, the company has adopted Indian Accounting Standards (Ind AS) prescribed under Section 133 of the Companies Act, 2013 read with relevant rules issued thereunder. Accordingly, the financial results of the company for the quarter and year ended 31 March 2018 have been prepared in accordance with Ind AS and Regulation 33 of the SEBI (Listing Obligations and Disclosure Requirements) Regulations, 2015 and SEBI circular dated 5 July 2016. Further, the transition date being 1 April 2016, results for the quarter and year ended 31 March 2017 have been presented after incorporating the applicable Ind AS adjustments.
- Reconciliation between financial results as previously reported in accordance with the Accounting Standards framework (referred to as 'Previous GAAP') and Ind AS for the quarter and year ended 31 March 2017 are presented as under:

Particulars	Rs in lakhs	
	For the quarter ended 31 March 2017	For the year ended 31 March 2017
<b>Profit after tax under Indian GAAP - 31 March 2017</b>	<b>344.30</b>	<b>3,307.01</b>
Security deposits measured at amortised cost	(0.45)	(0.98)
Reversal of fair valuation of MF as at 1 April 2016	(2.56)	(0.69)
Recognition of loan at amortised cost	(3.36)	21.98
Reversal of straight-lining of lease rentals	5.10	5.10
Actuarial gains and losses	(9.50)	(10.15)
Deferred tax on Ind AS adjustments	3.72	68.84
<b>Total profit as per Ind AS</b>	<b>337.25</b>	<b>3,391.11</b>
Adjustments through other comprehensive income		
Actuarial gains and losses	9.50	10.15
Deferred tax on Ind AS adjustments	(3.29)	(3.51)
<b>Total comprehensive income after Ind AS adjustments</b>	<b>343.46</b>	<b>3,397.75</b>

- The equity reconciliation between the equity as at 31 March 2017 under previous GAAP and the equity as reported in the statement of assets and liabilities under Ind AS is as below:

Particulars	Rs in lakhs	
	As at 31 March 2017	
<b>Shareholders' equity under Indian GAAP</b>	<b>43,607.52</b>	
<b>Impact on retained earnings</b>		
Proposed dividend - reversal	-	
Security deposits measured at amortised cost	(1.05)	
Fair valuation of land	38,558.36	
Fair valuation of mutual fund investments	1.94	
Recognition of loan at amortised cost	33.42	
Reversal of straight-lining of lease rentals	5.10	
Deferred tax	(8,140.22)	
<b>Total impact on retained earnings</b>	<b>30,457.55</b>	
<b>Shareholders Equity under Ind AS</b>	<b>74,065.07</b>	

- Based on the management approach as defined in Ind AS 108-Operating Segment, the chief operating decision maker (CODM) evaluates the company performance and allocates the company resources based on an analysis of various performance indicators by business segments and the segment information is accordingly presented, Amusement Parks, Resorts and Others. The Amusement Park segment includes admission fees and other related services. Resort segment includes running a hotel accommodation and related services. Other segment includes sale of merchandise, cooked food, packed foods etc. The accounting principles used in the preparation of these financial results are consistently applied to record revenue and expenditure in individual segments.
- As part of adoption of Ind AS and as per the requirement under Ind AS 16, the management has conducted a fair market valuation of Freehold Land owned by the company at various locations as on 1 April 2016, that were hitherto being carried at cost. The surplus of fair market value over carrying value as at that date is credited to Retained Earnings net off deferred tax impact. The details of fair market valuation of Freehold Land are presented below:

Particulars	Rs in lakhs	
	As at 1 April 2016	As at 31 March 2017
Fair market value	43,436.90	43,436.90
Less: Cost of acquisition	4,878.54	4,878.54
Surplus	38,558.36	38,558.36
Less: Deferred tax adjustment	8,200.71	8,126.58
<b>Net Surplus credited to Retained Earnings</b>	<b>30,357.65</b>	<b>30,431.78</b>

- The Board in their meeting held on 24 May 2017, approved Employee Stock Option Scheme, 2016 (ESOS 2016), to grant 41,093 stock options exercisable at a price of Rs 281 each and 19,750 stock options exercisable at a price of Rs 10 each with a vesting period of 4 years in equal proportion. The first tranche of such ESOPs has vested on 25 May 2018.
- The Board of Directors has recommended a final dividend of 15% (Rs 1.50 per equity share of face value of Rs 10) for the financial year ended 31 March 2018, (previous year - Rs 1.00 per equity share of face value of Rs 10) subject to the approval by shareholders at the ensuing Annual General Meeting.
- The Company has acquired 61.87 acres of land at a total cost of Rs.7,411.12 lakhs for the proposed amusement park at Chennai.
- Figures for the previous periods have been regrouped / reclassified wherever necessary, in order to make them comparable with current period.

Place: Bangalore  
Date: 26 May 2018



For Wonderla Holidays Limited

*(Signature)*  
Managing Director



# B S R & Associates LLP

Chartered Accountants

Maruthi Info-Tech Centre  
11-12/1, B Block, 2nd Floor  
Inner Ring Road, Koramangala  
Bangalore 560 071 India

Telephone +91 80 7134 7000  
Fax +91 80 7134 7999

## **Independent Auditor's Report on Financial Results of Wonderla Holidays Limited Pursuant to the Regulation 33 of the SEBI (Listing Obligations and Disclosure Requirements) Regulations, 2015**

To  
The Board of Directors of Wonderla Holidays Limited

We have audited the accompanying annual financial results of Wonderla Holidays Limited ('the Company') for the year ended 31 March 2018 ('the Statement'), attached herewith, being submitted by the Company pursuant to the requirement of Regulation 33 of the Securities and Exchange Board of India ('SEBI') (Listing Obligations and Disclosures Requirements) Regulations, 2015 ('The Regulations'). Attention is drawn to the fact that the figures for the quarter ended 31 March 2018 and the corresponding quarter ended in the previous year as reported in the Statement are the balancing figures between audited figures in respect of the full financial year and the published year to date figures up to the end of the third quarter of the relevant financial year. Also the figures up to the end of the third quarter of the relevant financial year had only been reviewed and not subjected to audit.

The Statement has been prepared on the basis of the annual financial statements and reviewed quarterly financial results upto the end of the third quarter which are the responsibility of the Company's Management. Our responsibility is to express an opinion on the Statement based on our audit of the annual financial statements which have been prepared in accordance with the recognition and measurement principles laid down in the Companies (Indian Accounting Standards) Rules 2015, prescribed under Section 133 of the Companies Act, 2013 and other accounting principles generally accepted in India and in compliance with Regulation 33 of the Listing Regulations.

We conducted our audit in accordance with the auditing standards generally accepted in India. Those standards require that we plan and perform the audit to obtain reasonable assurance about whether the Statement is free of material misstatements. An audit includes examining, on a test basis, evidence supporting the amounts disclosed in the Statement. An audit also includes assessing the accounting principles used and significant estimates made by the management. We believe that our audit provides a reasonable basis for our opinion.

Based on audit conducted as above, in our opinion and to the best of our information and according to the explanations given to us, the Statement:

- (i) is presented in accordance with the requirements of Regulation 33 of the SEBI (Listing Obligations and Disclosure Requirements) Regulations, 2015 in this regard; and
- (ii) gives a true and fair view of the net profit and other comprehensive income and other financial information for the year ended 31 March 2018.


B S R & Associates LLP

The figures for the quarter and year ended 31 March 2017 are based on previously issued financial statements that were audited by the then statutory auditors of the Company who issued an unmodified opinion thereon, as adjusted for the differences in the accounting principles adopted by the Company on transition to Indian Accounting Standards (Ind AS), which have been audited by us.

for **B S R & Associates LLP**

*Chartered Accountants*

Firm's registration number: 116231W/W-100024



**G. Prakash**

*Partner*

Membership number: 099696

Place: Bangalore, India

Date: 26 May 2018

Date: 26/05/2018


<b>The General Manager, Listing Department, Bombay Stock Exchange Limited, P.J. Tower, Dalal Street, Mumbai - 400 001.</b>	<b>The Vice President, Listing Department, National Stock Exchange of India Limited, 'Exchange Plaza', Bandra Kurla Complex, Bandra (East), Mumbai - 400 051.</b>
Fax: 022 - 2272 3121/ 1278/ 1557 E-Mail: <a href="mailto:corp.relations@bseindia.com">corp.relations@bseindia.com</a>	Fax: 022 – 26598237/ 38 E-Mail: <a href="mailto:cmlist@nse.co.in">cmlist@nse.co.in</a>
Scrip ID: WONDERLA Scrip Code: 538268	Symbol: WONDERLA

Dear Sir/ Madam,

**Sub: Declaration pursuant to Regulation 33 (3) (d) of the SEBI (Listing Obligations and Disclosure Requirements), Regulations, 2015**

Pursuant to provisions of Regulation 33(3)(d) of the SEBI (Listing Obligations and Disclosure Requirements) Regulations, 2015 as amended by the SEBI notification No. SEBI/LAD-NRO/GN/2016-2017/001 dated 25.05.2016 and SEBI Circular No. CIR/CFD/CMD/56/2016 dated 27.05.2016, we hereby confirm that Auditor's Report on Standalone Audited Financial Results of the Company for the quarter and year ended 31.03.2018 issued by the Statutory Auditor of Company is with unmodified opinion.

**For Wonderla Holidays Limited**



**Arun K Chittilappilly**  
Managing Director

**Branches**

**Bangalore(Reg. Office ):** 28th KM, Mysore Road, Bangalore - 562 109. Ph : +91 80 22010333/311; E-mail : mail.blr@wonderla.com

**Kochi :** Pallikkara, Kumarapuram P.O., Pin: 683 565, Ph : 0484-2684001-6 Fax: 0484-2684001, E-mail : mail.cok@wonderla.com

**Hyderabad :** Kongara Raviryala P.O., Rangareddy District, Pin: 501 510, Ph : 040-23490300, E-mail : mail.hyd@wonderla.com



## Wonderla Holidays PBT Surges 22% in the financial year 2017-18

**Bangalore – 26<sup>th</sup> May, 2018:** Wonderla Holidays Ltd. – India's No.1 Amusement Park operator; has announced its financial results for the Fourth quarter and the Financial year ended on 31<sup>st</sup>, March 2018.

### Highlights:

- **Gross Revenue** for the Financial year ended March 31, 2018 stood at **Rs.278.34 crores**, against Rs 274.99 crores in the previous Financial Year 206-17. Gross revenue for the **Fourth Quarter**, ended March 31, 2018, was at **Rs. 56.38 crores**; against 61.98 crores in the corresponding period last financial year.
- **Profit before tax** recorded a growth of **22% (Rs. 59.24 crores)** over the last financial year (Rs 48.53 crores) as a result of series of strategic initiatives taken by the Management to optimize costs. We believe that such initiatives need to be strengthened for sustained savings in the future
- **Profit after Tax** for the year ended March 31, 2018 stood at **Rs.38.62 crores, increase of 13.60%** over last financial year (Rs 33.98 crores). Profit after tax for the **Fourth Quarter**, ended March 31, 2018, was at **Rs 3.74 crores**; an increase of 9% over corresponding period last financial year (**Rs 3.43 crores**).
- Revenue from the three amusement parks – Bangalore, Kochi and Hyderabad were **Rs. 267.23 crores**, as against Rs 263.02 crores over last financial year 2016-17.
- **EBITDA grew 23% to 96.95 Crores** from 79.14 for the year ended March 31, 2018 and **50% to 16.75 crores from 11.15 crores in the Fourth quarter ended 31<sup>st</sup> March 2018** over corresponding last financial year's quarter.
- The Resort division had an occupancy rate of 43%.
- **Business Outlook:**  
*Commenting about the performance during the quarter, Mr. Arun K Chittilappilly, Managing Director, Wonderla Holidays Ltd. Mentioned, "Despite a very challenging business environment, we are happy with our performance during Quarter 4 and the financial year 2017-2018. We were able to reduce costs and the GST reduction for our sector is a welcome change. We recently launched Mission Interstellar, our latest ride in Hyderabad Park and we are confident that footfalls will revive in our older parks in the coming quarters. We continue to be optimistic about our prospects of growth in the sector."*