

April 19, 2012

**The Asst. Vice President
Listing Department
National Stock Exchange of India Ltd.
Exchange Plaza, 5th Floor
Plot No.C/1, G Block
Bandra-Kurla Complex
Bandra (East), Mumbai – 400 051**

Fax: 2659 8237/2659 8238


Dear Sir,

Audited Financial Results – March 31, 2012

Pursuant to the Listing Agreement, we notify that our Bank's Board of Directors, at their meeting held today in Mumbai, has inter alia taken on record the Audited Financial Results for the financial year ended March 31, 2012. We forward herewith the same.

The Board has also approved recommending of dividend @ Rs.2.20 per equity share of paid up value of Rs.10/-. The dividend, if approved by the shareholders in the AGM, shall be paid within four days.

Yours faithfully,
For IndusInd Bank Limited


**Haresh K. Gajwani
Company Secretary**

Encl : as above

**Auditor's report on annual financial results of IndusInd Bank Limited
pursuant to the Clause 41 of the Listing Agreement****To the Board of Directors****IndusInd Bank Limited**

We have audited the accompanying annual financial results of IndusInd Bank Limited ('the Bank') for the year ended 31 March 2012, attached herewith, being submitted by the Bank pursuant to the requirement of clause 41 of the Listing Agreement except for the disclosures regarding 'Non Promoters Shareholding' and 'Promoters and Promoter Group Shareholding' which have been traced from disclosures made by the management and have not been audited by us. Attention is drawn to the fact that the figures for the quarter ended 31 March 2012 and the corresponding quarter ended in the previous year as reported in these financial results are the balancing figures between audited figures in respect of the full financial year and the published year to date figures upto the end of the third quarter of the relevant financial year. Also the figures for each of the three quarters had only been reviewed and not subjected to audit. The financial results for the three months period ended 30 June 2011 have been reviewed by previous statutory auditors of the Bank whose reports have been furnished to us and which have been relied upon by us for the purpose of our review of statement of unaudited financial results for the nine months ended 31 December 2011.

These annual financial results have been prepared from annual financial statements, which are the responsibility of the Bank's management. Our responsibility is to express an opinion on these financial results based on our audit of the annual financial statements, which have been prepared in accordance with the Third Schedule to the Banking Regulation Act, 1949 read with Section 211 of the Companies Act, 1956.


We conducted our audit in accordance with the auditing standards generally accepted in India. Those standards require that we plan and perform the audit to obtain reasonable assurance about whether the financial results are free of material misstatements. An audit includes examining, on a test basis, evidence supporting the amounts and disclosures in the financial results. An audit also includes assessing the accounting principles used and significant estimates made by management. We believe that our audit provides a reasonable basis for our opinion.

In our opinion and to the best of our information and according to the explanations given to us, these annual financial results:

- have been presented in accordance with the requirements of Clause 41 of the Listing Agreement in this regard; and
- give a true and fair view of the net profit for the year ended 31 March 2012.

Further, we also report that we have, on the basis of the books of account and other records and information and explanations given to us by the management, also verified the number of shares as well as percentage of shareholdings in respect of aggregate amount of public shareholdings, as furnished by the Bank in terms of clause 35 of the Listing Agreement and found the same to be correct.

For **BSR & Co.**
Chartered Accountants
Firm's Registration No: 101248W



N Sampath Ganesh
Partner
Membership No: 042554

Mumbai
19 April 2012

Regd. Office : 2401, Gen. Thimmayya Road, (Cantonment), Pune 411 001

Audited Financial Results as at March 31, 2012

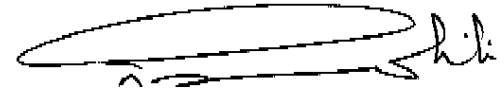
(Rs. in crores)

Sr. No.		Quarter ended 31.03.2012 (unaudited)	Quarter ended 31.12.2011 (unaudited)	Quarter ended 31.03.2011 (unaudited)	Year ended 31.03.2012 (audited)	Year ended 31.03.2011 (audited)
1.	Interest Earned	1,481.02	1,389.74	1,048.84	5,359.20	3,589.36
	(a)+(b)+(c)+(d)					
(a)	Interest / Discount on Advances / Bills	1,196.14	1,082.69	829.71	4,216.62	2,834.61
(b)	Income on Investments	270.02	293.58	206.23	1,078.20	733.30
(c)	Interest on balances with Reserve Bank of India and other inter bank funds	11.72	3.45	3.48	23.86	10.64
(d)	Others	3.14	10.02	9.42	40.52	10.81
2.	Other Income	292.05	265.12	181.63	1,011.78	713.66
3.	Total Income (1+2)	1,773.07	1,654.86	1,230.47	6,370.98	4,303.02
4.	Interest Expended	1,016.62	959.09	660.76	3,654.95	2,212.87
5.	Operating Expenses (i)+(ii)	377.36	346.53	271.68	1,343.00	1,008.48
(i)	Employees Cost	133.42	126.12	100.22	485.47	382.65
(ii)	Other Operating Expenses	243.94	220.41	171.46	857.53	625.83
6.	Total Expenditure (4+5) Excluding Provisions and Contingencies	1,393.98	1,305.62	932.44	4,997.95	3,221.35
7.	Operating Profit Before Provisions and Contingencies (3-6)	379.09	349.24	298.03	1,373.03	1,081.67
8.	Provisions (other than tax) and Contingencies	45.99	42.83	40.25	180.38	201.89
9.	Exceptional items	-	-	-	-	-
10.	Profit(+) / Loss(-) from Ordinary Activities before Tax (7-8-9)	333.10	306.41	257.78	1,192.65	879.78
11.	Tax Expense	109.72	100.45	86.02	390.04	302.46
12.	Net Profit (+) / Loss (-) from Ordinary Activities after Tax (10-11)	223.38	205.96	171.76	802.61	577.32
13.	Extraordinary items (net of tax expense)	-	-	-	-	-
14.	Net Profit for the period (12-13)	223.38	205.96	171.76	802.61	577.32
15.	Paid up Equity Share Capital (Face Value: Rs.10/- each)	467.70	466.92	465.97	467.70	465.97
16.	Reserves excluding revaluation reserves				4,054.67	3,358.90
17.	Analytical Ratios					
(i)	Percentage of shares held by Government of India	Nil	Nil	Nil	Nil	Nil
(ii)	Capital Adequacy Ratio (%)	13.85	13.43	15.89	13.85	15.89
(iii)	Earnings per share - (Basic and Diluted) (Rs.)					
a)	Basic EPS before / after Extraordinary items (not annualized)	4.78	4.41	3.69	17.20	13.16
b)	Diluted EPS before / after Extraordinary items (not annualized)	4.69	4.33	3.62	16.86	12.88
(iv)	NPA Ratios					
a)	Gross NPA	347.08	334.18	265.86	347.08	265.86
	Net NPA	94.67	93.55	72.82	94.67	72.82
b)	Gross NPA (%)	0.98	1.02	1.01	0.98	1.01
	Net NPA (%)	0.27	0.29	0.28	0.27	0.28
c)	Return on Assets (%) (annualized)	1.60	1.55	1.55	1.57	1.46
18.	Public Shareholding					
	- No. of Shares	376510017	375732190	374773851	376510017	374773851
	- Percentage of Shareholding	80.54	80.50	80.46	80.54	80.46

19.	Promoters and Promoter Group Shareholding					
a)	Pledged / Encumbered					
	- Number of Shares	Nil	Nil	Nil	Nil	Nil
	- Percentage of Shares (as a % of the total shareholding of promoter and promoter group)	-	-	-	-	-
	- Percentage of Shares (as a % of total share capital)	-	-	-	-	-
b)	Non-encumbered					
	- Number of Shares	90,999,984	90,999,984	90,999,984	90,999,984	90,999,984
	- Percentage of Shares (as a % of the total shareholding of promoter and promoter group)	100.00	100.00	100.00	100.00	100.00
	- Percentage of Shares (as a % of total share capital)	19.46	19.50	19.54	19.46	19.54

Notes:

- 1 There has been no material change in the accounting policies adopted during the year ended March 31, 2012 as compared to those followed for the year ended March 31, 2011.
- 2 The working results for the the quarter and year ended March 31, 2012 have been arrived at after considering provision for standard assets, non-performing assets (NPAs), depreciation on investments, income-tax and other usual and necessary provisions.
- 3 The figures of last quarter for the current year and for the previous year are the balancing figures between audited figures in respect of the full financial year and the published year to date figures upto third quarter.
- 4 During the quarter and year ended March 31, 2012, the Bank allotted 7,77,827 shares and 17,36,166 shares respectively, pursuant to the exercise of stock options by certain employees.
- 5 The above audited financial results were reviewed by the Audit Committee and thereafter taken on record and approved by Board of Directors at its meeting held on April 19, 2012.
- 6 For the year ended March 31, 2012, the Board of Directors has recommended a dividend of 22% (previous year 20%), subject to the approval of the members at the ensuing Annual General Meeting.
- 7 There were no unresolved investor complaints at the beginning of the quarter. Further, during the quarter ended March 31, 2012, the Bank received 54 investor complaints which were suitably resolved.
- 8 Previous period / year figures have been regrouped / reclassified, where necessary to conform to current period / year classification.



Romesh Sobti
Managing Director

Mumbai
April 19, 2012



SUMMARISED BALANCE SHEET

(Rs. in crores)

	As at 31.03.2012	As at 31.03.2011
CAPITAL AND LIABILITIES		
Capital	467.70	465.97
Employee Stock Options Outstanding	10.95	7.98
Reserves and Surplus	4,263.06	3,576.27
Deposits	42,361.55	34,365.37
Borrowings	8,682.01	5,525.42
Other Liabilities and Provisions	1,810.80	1,694.83
Total	57,596.07	45,635.84
ASSETS		
Cash and Balances with Reserve Bank of India	2,903.57	2,456.04
Balances with Banks and Money at Call and Short Notice	2,636.05	1,568.56
Investments	14,571.95	13,550.81
Advances	35,063.95	26,165.65
Fixed Assets	656.80	596.46
Other Assets	1,763.75	1,298.32
Total	57,596.07	45,635.84




Segment Reporting for the quarter / year ended March 31, 2012
BUSINESS SEGMENTS:

(Rs In crores)

Particulars	Quarter ended 31.03.2012 (Unaudited)	Quarter ended 31.12.2011 (Unaudited)	Quarter ended 31.03.2011 (Audited)	Year ended 31.03.2012 (Audited)	Year ended 31.03.2011 (Audited)
(a) Segment Revenue					
i) Treasury Operations	360.96	383.19	257.59	1,442.39	945.39
ii) Corporate / Wholesale Banking	686.72	626.65	512.78	2,456.61	1,560.00
iii) Retail Banking	952.35	864.44	673.56	3,333.16	2,360.13
iv) Other banking Business	0.16	(1.11)	(3.38)	(0.22)	(1.00)
Total	2,000.19	1,873.17	1,440.55	7,231.94	4,864.52
Less : Inter-segment Revenue	(227.12)	(218.31)	(210.08)	(860.96)	(581.50)
Total Income	1,773.07	1,654.86	1,230.47	6,370.98	4,303.02
(b) Segment Results					
i) Treasury Operations	21.69	26.46	24.28	94.30	162.62
ii) Corporate / Wholesale Banking	122.81	109.72	91.01	438.26	291.31
iii) Retail Banking	254.40	232.42	203.08	915.49	688.58
iv) Other banking business	0.05	(0.32)	(0.97)	(0.06)	(0.29)
Total	398.95	368.28	317.40	1,447.99	1,142.22
Unallocated Revenue	-	-	-	-	-
Unallocated Expenses	19.86	19.04	19.37	74.96	60.55
Operating Profit	379.09	349.24	298.03	1,373.03	1,081.67
Less: Provisions & Contingencies	45.99	42.83	40.25	180.38	201.89
Net Profit before tax	333.10	306.41	257.78	1,192.65	879.78
Taxes including deferred Taxes	109.72	100.45	86.02	390.04	302.46
Extraordinary Profit / loss	-	-	-	-	-
Net Profit	223.38	205.96	171.76	802.61	577.32
c) OTHER INFORMATION:					
Segment Assets					
i) Treasury Operations	19,307.19	18,389.31	16,839.75	19,307.19	16,839.75
ii) Corporate / Wholesale Banking	12,127.37	11,732.95	9,802.00	12,127.37	9,802.00
iii) Retail Banking	24,753.55	22,503.72	17,954.90	24,753.55	17,954.90
iv) Other banking business	-	-	-	-	-
Unallocated assets	1,407.96	2,506.63	1,039.19	1,407.96	1,039.19
Total Assets	57,596.07	55,132.61	45,635.84	57,596.07	45,635.84
Segment Liabilities					
i) Treasury Operations	8,708.99	8,216.06	5,620.66	8,708.99	5,620.66
ii) Corporate / Wholesale Banking	26,822.41	26,004.94	20,190.85	26,822.41	20,190.85
iii) Retail Banking	16,220.12	15,355.48	14,790.48	16,220.12	14,790.48
iv) Other banking business	-	-	-	-	-
Unallocated liabilities	1,102.84	920.72	983.64	1,102.84	983.64
Capital & Other Reserves	4,741.71	4,635.41	4,050.21	4,741.71	4,050.21
Total Liabilities	57,596.07	55,132.61	45,635.84	57,596.07	45,635.84

 Mumbai
 April 19, 2012


 Romesh Sobti
 Managing Director