

● **Sundaram Multi Pap Ltd.** CIN L21098MH1995PLC086337

(Government Recognised Export House)

Manufacturer & Exporter of Exercise Book & Paper Stationery



Books for Success...

May 24, 2014

To,

National Stock Exchange of India Ltd.  
Exchange Plaza,  
Plot no. C/1, G Block,  
Bandra-Kurla Complex  
Bandra (E)  
Mumbai - 400 051.

Dear Sirs,

**Sub: Intimation regarding the outcome of the Board Meeting and updates.**


In terms of the Listing Agreement executed by our Company with your Stock Exchange, we hereby inform you that the Meeting of the Board of Directors of the Company was held today at 11.00 a.m. and concluded at 2.50 p.m. and inter alia transacted the following business.

1. Approved the Audited Accounts for the Year ended 31<sup>st</sup> March 2014 and the Auditors' Report thereon.
2. Recommended a dividend of Re 0.01/- per Equity Share of Re.1/- each (i.e.1%).

Kindly take the above information on your records.

Yours faithfully,  
For Sundaram Multi Pap Limited

  
**Anurag P. Shah**  
Chairman & Managing Director



Cc to:

Bombay Stock Exchange Limited  
P.J. Tower, Fort  
Mumbai 400 001

H. O. : 903, Dev Plaza, Opp. Andheri Fire Station, S. V. Road, Andheri (W), Mumbai 400 058, INDIA.


Tel : (91-22) 67602200, Fax : (91-22) 67602244/55

Plant : Plot No. 3, 4, 5, PIDCO, Palghar (W), Dist. Thane 401 404, Maharashtra, INDIA. Tel : 02525 253166, 254166, Fax : 02525 253198

Email : info@sundaramgroups.in Website : www.sundaramgroups.in

**Statement of Standalone & Consolidated Results for the Quarter and Year Ended 31st March, 2014 (₹ in Lacs)**

Sr. No.	PARTICULARS	STANDALONE				CONSOLIDATED		
		For the Quarter Ended 31/03/2014 (Unaudited)	For the Quarter Ended 31/12/2013 (Unaudited)	For the Quarter Ended 31/03/2013 (Unaudited)	Year Ended 31/03/2014 (Audited)	Year Ended 31/03/2013 (Audited)	Year Ended 31/03/2014 (Audited)	Year Ended 31/03/2013 (Audited)
<b>PART I</b>								
1	<b>Income from operations</b>							
	a) Net sales/Income from operations (Net of Excise Duty)	3,473.72	3,094.63	7,002.11	15,408.62	18,154.58	15,637.25	18,906.49
	b) Other Income	(14.28)	4.75	(0.05)	64.19	101.18	64.19	101.18
	<b>Total Income</b>	<b>3,459.44</b>	<b>3,099.38</b>	<b>7,002.06</b>	<b>15,472.81</b>	<b>18,255.76</b>	<b>15,701.44</b>	<b>19,007.67</b>
2	<b>Expenses:</b>							
	a) Cost of materials consumed	1,323.32	1,320.50	2,239.24	6,829.61	6,835.37	6,880.54	7,060.34
	b) Purchase of Stock-in-Trade	1,125.47	1,072.61	3,216.77	4,122.48	6,643.57	4,122.48	6,643.57
	c) Changes in inventories of finished goods, work-in-progress and Stock-in-Trade	279.37	80.47	193.12	686.44	352.00	686.44	352.00
	d) Employee Benefit Expense	82.96	33.90	113.57	348.44	481.64	472.12	645.68
	e) Depreciation	102.33	100.50	99.65	403.91	401.05	415.30	412.43
	f) Amortisation	20.06	20.06	20.06	80.22	80.22	276.19	270.57
	g) Other Expenses	297.47	278.49	420.64	1,560.88	1,506.72	1,739.08	1,770.25
	<b>Total Expenses</b>	<b>3,230.98</b>	<b>2,906.53</b>	<b>6,303.05</b>	<b>14,031.98</b>	<b>16,300.57</b>	<b>14,592.15</b>	<b>17,154.84</b>
3	Finance Cost	356.29	299.76	338.41	1,373.39	1,207.75	1,710.18	1,442.26
4	Profit/(Loss) before exceptional and extraordinary items and tax (1-2-3)	(127.83)	(106.91)	360.60	67.44	747.44	(600.89)	410.57
	Exceptional items	-	-	-	-	-	-	-
	Profit/(Loss) before extraordinary items and tax	(127.83)	(106.91)	360.60	67.44	747.44	(600.89)	410.57
	Extraordinary items	-	-	-	-	-	-	-
	<b>Profit/(Loss) before tax</b>	<b>(127.83)</b>	<b>(106.91)</b>	<b>360.60</b>	<b>67.44</b>	<b>747.44</b>	<b>(600.89)</b>	<b>410.57</b>
5	Tax Expense							
	Current Tax	(48.21)	(20.00)	122.12	46.09	234.52	46.09	234.52
	Deferred Tax	16.10	(0.60)	15.85	25.54	56.85	(273.98)	67.72
6	(Excess)/Short Provision for earlier Years	(15.32)	-	0.79	(14.44)	0.92	(14.21)	1.38
7	<b>Profit/(Loss) for the period from continuing operations (4-5-6)</b>	<b>(80.40)</b>	<b>(86.31)</b>	<b>221.93</b>	<b>10.25</b>	<b>455.15</b>	<b>(358.79)</b>	<b>106.95</b>
	Profit/(loss) from discontinuing operations	-	-	-	-	-	-	-
	Tax expense of discontinuing operations	-	-	-	-	-	-	-
	Profit/(loss) from Discontinuing operations (After Tax)	-	-	-	-	-	-	-
	<b>Profit/(Loss) for the period</b>	<b>(80.40)</b>	<b>(86.31)</b>	<b>221.93</b>	<b>10.25</b>	<b>455.15</b>	<b>(358.79)</b>	<b>106.95</b>
8	Paid-up Equity Share capital (Face value of the shares Re.1 each)	2,156.05	2,156.05	2,156.05	2,156.05	2,156.05	2,156.05	2,156.05
9	Reserves excluding revaluation reserves as per Balance Sheet	-	-	-	9,221.19	9,236.16	8,026.51	8,410.50
10	Basic and diluted EPS	(0.04)	(0.04)	0.10	0.01	0.21	(0.17)	0.05
<b>PART II</b>								
<b>A</b>	<b>PARTICULARS OF SHAREHOLDINGS</b>							
1	<b>Public Shareholding</b>							
	Number of Shares	9,78,86,814	8,09,22,480	8,10,22,480	9,78,86,814	8,10,22,480	9,78,86,814	8,10,22,480
	Percentage of Shares	45.40%	37.53%	37.58%	45.40%	37.58%	45.40%	37.58%
2	<b>Promoters and Promoter group Shareholdings</b>							
	a) Pledged/ Encumbered							
	Number of Shares	6,03,49,233	5,43,81,157	5,21,79,157	6,03,49,233	5,21,79,157	6,03,49,233	5,21,79,157
	Percentage on Shareholding of promoter/ promoter group	51.27%	40.38%	38.77%	51.27%	38.77%	51.27%	38.77%
	Percentage on total Share Capital of the Company	27.99%	25.22%	24.20%	27.99%	24.20%	27.99%	24.20%
	b) Non- encumbered							
	Number of Shares	5,73,69,726	8,03,02,136	8,24,04,136	5,73,69,726	8,24,04,136	5,73,69,726	8,24,04,136
	Percentage on Shareholding of promoter/ promoter group	48.73%	59.62%	61.23%	48.73%	61.23%	48.73%	61.23%
	Percentage on total Share Capital of the Company	26.61%	37.24%	38.22%	26.61%	38.22%	26.61%	38.22%
<b>B</b>	<b>INVESTOR COMPLAINTS</b>							
	Pending at the beginning of the Quarter	Nil						
	Received During The Quarter	Nil						
	Disposed off During the Quarter	Nil						
	Remaning unresolved during the end of the Quarter	Nil						



### Statement of Assets & Liabilities as at 31st March, 2014 (₹ in Lacs)

Sr. No.	PARTICULARS	STANDALONE		CONSOLIDATED	
		As at 31/03/2014	As at 31/03/2013	As at 31/03/2014	As at 31/03/2013
		(Audited)	(Audited)	(Audited)	(Audited)
<b>A</b>	<b>EQUITY &amp; LIABILITIES</b>				
	Shareholders' Fund				
	a) Share Capital	2,156.06	2,156.06	2,156.06	2,156.06
	b) Reserves & Surplus	13,658.73	9,236.16	12,464.05	8,410.50
	<b>Sub Total - Shareholders' Funds</b>	<b>15,814.79</b>	<b>11,392.22</b>	<b>14,620.11</b>	<b>10,566.56</b>
	<b>Non Current Liabilities</b>				
	a) Long term Borrowing	1,974.52	2,641.60	2,077.07	2,829.88
	b) Deferred Tax Liabilities (net)	361.34	335.79	-	115.77
	c) Other Long term Liabilities	-	-	-	-
	d) Long Term Provisions	26.91	26.91	26.91	26.91
	<b>Sub Total - Non Current Liabilities</b>	<b>2,362.77</b>	<b>3,004.30</b>	<b>2,103.98</b>	<b>2,972.56</b>
	<b>Current Liabilities</b>				
	a) Short Term Borrowings	8,820.76	8,471.43	9,000.85	8,671.43
	b) Trade Payables	1,404.96	3,138.91	1,464.44	3,183.07
	c) Other Current Liabilities	1,433.42	1,542.98	1,642.03	1,728.30
	d) Short Term Provisions	25.22	292.96	25.22	292.96
	<b>Sub Total - Current Liabilities</b>	<b>11,684.36</b>	<b>13,446.28</b>	<b>12,132.54</b>	<b>13,875.76</b>
	<b>TOTAL-EQUITY AND LIABILITIES</b>	<b>29,861.91</b>	<b>27,842.80</b>	<b>28,856.62</b>	<b>27,414.88</b>
<b>B</b>	<b>ASSETS</b>				
	<b>Non-current assets</b>				
	a) <b>Fixed Assets</b>				
	<b>Tangible Assets</b>				
	Tangible Assets	12,851.06	8,316.25	12,936.24	8,410.42
	Intangible Assets	240.67	320.90	851.73	1,098.89
	Capital Work-in-Progress	-	296.09	-	296.09
	b) Non-current Investments	1,500.50	1,500.50	0.50	0.50
	c) Deferred Tax Assets (net)	-	-	158.22	-
	d) Long-term Loans and Advances	135.89	498.26	747.60	1,041.74
	e) Other Non-Current Assets	-	-	-	-
	<b>Sub Total - Non-Current Assets</b>	<b>14,728.12</b>	<b>10,932.00</b>	<b>14,694.29</b>	<b>10,847.64</b>
	<b>Current assets</b>				
	a) Current Investments	-	-	-	-
	b) Inventories	6,075.07	5,437.40	6,419.26	5,789.31
	c) Trade Receivables	4,895.26	8,075.70	5,305.14	8,485.30
	d) Cash & Cash Equivalents	61.10	148.33	152.88	241.61
	e) Short-term Loans & Advances	4,100.89	3,246.37	2,283.58	2,048.02
	f) Other Current Assets	1.47	3.00	1.47	3.00
	<b>Sub Total - Current Assets</b>	<b>15,133.79</b>	<b>16,910.80</b>	<b>14,162.34</b>	<b>16,567.24</b>
	<b>TOTAL ASSETS</b>	<b>29,861.91</b>	<b>27,842.80</b>	<b>28,856.62</b>	<b>27,414.88</b>


### Consolidated Segment Wise Revenue, Results and Capital Employed for the year ended on 31st March, 2014 (₹ in Lacs)

PARTICULARS	For Financial year ended on	
	31/03/2014	31/03/2013
	(Audited)	(Audited)
<b>1 Segment revenue [Net revenue from each Segment]</b>		
(a) Exercise note books & paper	15,408.62	18,154.58
(b) E-class educational content	228.63	751.92
<b>Sub-Total</b>	<b>15,637.25</b>	<b>18,906.50</b>
(-) Inter-Segment revenue	-	-
<b>Net Sales / Income from operations</b>	<b>15,637.25</b>	<b>18,906.50</b>
<b>2 Segment results [Profit/(Loss) loss before tax and interest]</b>		
(a) Exercise note books & paper	1,376.64	1,853.98
(b) E-class educational content	(331.54)	(102.33)
<b>Sub-Total</b>	<b>1,045.10</b>	<b>1,751.65</b>
(+) Other unallocable income (net of unallocable expenditure)	64.19	101.18
(-) Interest (Net)	1,710.18	1,442.26
(-) Tax Expenses	(242.11)	303.62
<b>Total Profit/(Loss) After Tax</b>	<b>(358.78)</b>	<b>106.96</b>
<b>3 Capital employed [Segment assets - Segment liabilities]</b>		
(a) Exercise note books & paper	15,814.79	11,392.22
(b) E-class educational content	(1,194.68)	(825.66)
(c) Unallocated	-	-
<b>Total</b>	<b>14,620.11</b>	<b>10,566.56</b>

#### Notes:

- 1) The above results have been reviewed by the Audit Committee and then approved by the Board of Directors at their respective meeting held on 24th May 2014.
- 2) The Board of Directors have recommended a dividend of ₹ 0.01/- per equity share of ₹1/- each (i.e.1%) for the financial year 2013-14.
- 3) During the Financial Year 2013-14, Wholly Owned Subsidiary of the Company viz. E-class Education System Ltd. has achieved a turnover of ₹ 2.28 cr.
- 4) During the quarter, operations of Paper Mill at Nagpur were temporarily suspended by the Company.
- 5) Figures of quarter ended 31st March 2014 are the balancing figure between the audited figures in respect of full financial year ended 31st March 2014 and the published year to date figures up to 3rd quarter ended 31st December 2013.
- 6) Previous years'/periods' figures have been re-grouped/reclassified wherever necessary.

For Sundaram Multi Pap Ltd.



h  
Sd/-

**Amrut P. Shah**  
(Chairman & Managing Director)

Place: Mumbai  
Date: May 24, 2014

**"EDUCATION IS NATION'S STRENGTH, WE STAND BY IT"™**