

PART I						(Rs in lacs)
Statement of Standalone Audited Financial Results for the Year ended March 31, 2012						
	Particulars	Quarter Ended			Year ended	
		31.03.2012 Audited	31.12.2011 Unaudited	31.03.2011 Audited	31.03.2012 Audited	31.03.2011 Audited
1	<b>Income from operations</b>					
	(a) Net sales / income from operations (Net of excise duty)	12,301.86	11,892.77	9,885.34	45,285.44	34,939.83
	(b) Other operating income	422.31	62.49	4.29	587.24	237.92
	<b>Total Income from operations (net)</b>	<b>12,724.17</b>	<b>11,955.26</b>	<b>9,889.64</b>	<b>45,872.68</b>	<b>35,177.76</b>
2	<b>Expenses</b>					
	(a) Cost of materials consumed	6,335.98	4,298.09	1,513.87	18,518.99	9,335.88
	(b) Purchases of stock-in-trade	-	-	-	-	-
	(c) Changes in inventories of finished goods, work-in-progress and stock-in-trade	(1,638.06)	(362.90)	283.77	(3,286.77)	484.43
	(d) Employee benefits Expense	487.31	720.70	163.80	2,657.14	1,974.31
	(e) Depreciation and amortization expense	557.01	533.99	346.41	2,121.54	1,262.95
	(f) Other expenses (Any item exceeding 10% of the total expenses relating to continuing operations to be shown separately)	3,612.44	3,561.69	4,275.41	14,639.79	13,021.31
	<b>Total expenses</b>	<b>9,354.68</b>	<b>8,751.57</b>	<b>6,583.25</b>	<b>34,650.69</b>	<b>26,078.87</b>
3	<b>Profit from operations before other income, finance costs and exceptional items (1-2)</b>	<b>3,369.49</b>	<b>3,203.69</b>	<b>3,306.39</b>	<b>11,221.99</b>	<b>9,098.89</b>
4	Other income	-	-	-	-	0.00
5	<b>Profit from ordinary activities before finance costs and exceptional items (3 + 4)</b>	<b>3,369.49</b>	<b>3,203.69</b>	<b>3,306.39</b>	<b>11,221.99</b>	<b>9,098.89</b>
6	Finance costs	1,213.20	1,558.67	842.39	5,415.64	3,430.84
7	<b>Profit from ordinary activities after finance costs but before exceptional items (5 - 6)</b>	<b>2,156.29</b>	<b>1,645.02</b>	<b>2,464.00</b>	<b>5,806.35</b>	<b>5,668.05</b>
8	Exceptional items	-	-	-	-	0.00
9	<b>Profit from ordinary activities before tax (7 - 8)</b>	<b>2,156.29</b>	<b>1,645.02</b>	<b>2,464.00</b>	<b>5,806.35</b>	<b>5,668.05</b>
10	Tax expense	725.98	543.00	1,120.95	1,930.98	2,177.95
11	<b>Net Profit from ordinary activities after tax (9 - 10)</b>	<b>1,430.31</b>	<b>1,102.02</b>	<b>1,343.05</b>	<b>3,875.37</b>	<b>3,490.10</b>
12	Extraordinary items (net of tax expenses Rs. _____ Lacs)	-	-	-	-	0.00
13	<b>Net Profit for the period (11-12)</b>	<b>1,430.31</b>	<b>1,102.02</b>	<b>1,343.05</b>	<b>3,875.37</b>	<b>3,490.10</b>
14	(a) Paid-up equity share capital(Face value of the share Rs.10/- each)	12,000.18	11,539.80	11,525.67	12,000.18	11,525.67
	(b) Convertible Warrant	-	781.87	781.87	-	781.87
15	Reserves excluding Revaluation Reserves as per balance sheet of previous accounting year				27,494.15	20,556.53
16(i)	<b>Earnings per share of Rs. 10 /- each(EPS) (before extra-ordinary items) (not annualised)</b>					
	(a) Basic	1.23	2.12	1.25	3.35	3.40
	(b) Diluted	1.20	2.10	1.20	3.30	3.27
16(ii)	<b>Earnings per share of Rs. 10/- each (EPS) (after extra-ordinary items) (not annualised)</b>					
	(a) Basic	1.23	2.12	1.25	3.35	3.40
	(b) Diluted	1.20	2.10	1.20	3.30	3.27


CERTIFIED TRUE COPY  
For TILAKNAGAR INDUSTRIES LTD.

  
COMPANY SECRETARY

PART II					
Select Information for the Year ended March 31, 2012					
<b>A</b>	<b>PARTICULARS OF SHAREHOLDING</b>				
1	Public Shareholding				
	- Number of shares	52,342,197	52,762,795	52,917,465	52,342,197
	- Percentage of Shareholding	43.62%	45.72%	45.91%	43.62%
2	Promoters and Promoter Group Shareholding				
	(a) Pledged/ Encumbered				
	- Number of Shares	23,091,944	-	-	23,091,944
	- Percentage of shares ( as a % of the total shareholding of the promoter and promoter group)	34.13%	-	-	34.13%
	- Percentage of shares ( as a % of the total share capital of the Company)	19.24%	-	-	19.24%
	(b) Non encumbered				
	- Number of Shares	44,567,631	62,635,239	62,339,239	44,567,631
	- Percentage of shares ( as a % of the total shareholding of the promoter and promoter group)	65.87%	100%	100%	65.87%
	- Percentage of shares ( as a % of the total share capital of the Company)	37.14%	54.28%	54.09%	37.14%

Particulars	Quarter ended March 31, 2012
<b>B</b>	<b>INVESTOR COMPLAINTS</b>
Pending at the beginning of the quarter	Nil
Received during the quarter	3
Disposed of during the quarter	3
Remaining unresolved at the end of the quarter	Nil

CERTIFIED TRUE COPY  
For TILAKNAGAR INDUSTRIES LTD.

  
COMPANY SECRETARY

**Notes :**


- 1 The above Audited Financial Results reviewed by the Audit Committee have been approved and taken on record by the Board of Directors at its meeting held on May 28, 2012.
- 2 During the quarter, the Company has acquired 100% stake in Mykingdom Ventures Pvt. Ltd., P.P. Caps Private Limited, Studd Projects P. Ltd., Srirampur Grains Private Limited and 90% stake in Shivprabha Sugars Ltd. on March 19, 2012 and these companies have become subsidiaries of the Company w.e.f March 19, 2012.
- 3 The Board of Directors has recommended a final dividend of Rs. 0.80 per equity share of Rs.10/- each (8 %) for the financial year 2011-12 subject to the approval of shareholders at the ensuing Annual General Meeting.
- 4 The Company is predominantly engaged in the business of manufacture and sale of Indian Made Foreign Liquor (IMFL) and its related products, which constitute a single business segment and therefore, disclosure under Accounting Standard (AS-17) on "Segment Reporting" issued by the ICAI is not applicable.
- 5 The Company has franchisee arrangements in some states and in respect of such arrangements the turnover of Rs 14,091 lacs ( Rs 23,248 lacs ) during the quarter ended March 31, 2012 and Rs 68,960 lacs ( Rs 83,083 lacs ) during the financial year ended March 31, 2012 has not been treated as 'Sales'. However, the surplus generated out of these arrangements is included in the 'Sales/Income from Operations'.

**6 Statement of Outstanding Stock Options :**

Particulars		ESOP Scheme 2008	ESOP Scheme 2010
1	Outstanding Stock Options as on January 01, 2012	3,965,985	4,730,755
2	Stock Options Granted during the quarter	0	0
3	Stock Options Exercised during the quarter	313,832	5,670
4	Stock Options Cancelled/Lapsed during the quarter	28,890	34,749
5	Outstanding Stock Options as on March 31, 2012	3,623,263	4,690,336

- 7 During the quarter, the Company has allotted 4,284,236 equity shares to Promoter of the Company against conversion of warrants and 319,502 equity shares to option grantees against exercise of vested stock options.
- 8 During the quarter, the funds amounting to Rs. 3,127.49 lacs were raised through allotment of 4,284,236 equity shares to Promoter of the Company for funding the long term working capital requirements / payments to creditors and capital expenditure and is fully utilized as on March 31, 2012
- 9 The figures of the last quarter are the balancing figures between audited figures in respect of the full financial year and the published year to date figures upto third quarter of the current financial year.
- 10 The previous period figures have been regrouped and reclassified wherever necessary.

**CERTIFIED TRUE COPY  
For TILAKNAGAR INDUSTRIES LTD.**

  
**COMPANY SECRETARY**

## Standalone Audited Statement of Assets and Liabilities as on March 31, 2012:


Particulars		(Rs in lacs)	
		As at	
		Year Ended	
		31.03.2012	31.03.2011
<b>A</b>	<b>EQUITY AND LIABILITIES</b>		
1	<b>Shareholders' Funds</b>		
	a) Share capital	12,000.18	11,525.67
	b) Reserves and surplus	34,519.62	27,882.80
	c) Money received against share warrants	-	781.87
	<b>Sub-total- Shareholders' funds</b>	<b>46,519.80</b>	<b>40,190.34</b>
2	<b>Share application money pending allotment</b>	<b>16.75</b>	<b>1.99</b>
3	<b>Non-current liabilities</b>		
	a) Long-term borrowings	7,235.04	9,906.57
	b) Deferred tax liabilities (net)	2,591.34	1,910.36
	c) Other long-term liabilities	3,218.91	3,662.76
	d) Long-term provisions	82.33	44.35
	<b>Sub-total- Non-current liabilities</b>	<b>13,127.62</b>	<b>15,524.04</b>
4	<b>Current liabilities</b>		
	a) Short-term borrowings	35,037.79	27,365.30
	b) Trade payables	3,557.34	2,965.91
	c) Other current liabilities	3,689.52	3,411.63
	d) Short-term provisions	1,877.60	1,939.30
	<b>Sub-total- Current liabilities</b>	<b>44,162.25</b>	<b>35,682.13</b>
	<b>TOTAL-EQUITY AND LIABILITIES</b>	<b>103,826.42</b>	<b>91,398.51</b>
<b>B</b>	<b>ASSETS</b>		
1	<b>Non-current assets</b>		
	a) Fixed assets	40,403.38	37,942.78
	b) Non-current investments	4,408.45	2,559.70
	c) Deferred tax assets (net)	-	-
	d) Long-term loans and advances	387.06	2,335.89
	e) Other non-current assets	-	-
	<b>Sub-total- Non Current assets</b>	<b>45,198.88</b>	<b>42,838.37</b>
2	<b>Current Assets</b>		
	a) Current investments	25.00	25.00
	b) Inventories	10,813.97	6,197.25
	c) Trade receivables	8,948.65	7,017.18
	d) Cash and cash equivalents balances	809.20	984.94
	e) Short-term loans and advances	38,025.51	34,331.19
	f) Other current assets	5.21	4.57
	<b>Sub-total- Current assets</b>	<b>58,627.54</b>	<b>48,560.13</b>
	<b>TOTAL-ASSETS</b>	<b>103,826.42</b>	<b>91,398.51</b>

By Order of the Board  
For Tilaknagar Industries Ltd.

Place: Mumbai  
Date: May 28, 2012

Sd/-  
Amit Dahanukar  
Chairman & Managing Director

CERTIFIED TRUE COPY  
For TILAKNAGAR INDUSTRIES LTD.

  
COMPANY SECRETARY