



BARAK VALLEY CEMENTS LTD.

281, Deepali, Pitam Pura, Delhi-34 Tel. : +91-11-27033828 / 829 Fax : +91-11-27033830

E-mail : delhi@barakcement.com • Website : www.barakcement.com



ISO 9001 : 2008 CERT. No.:
QAC/R91/1941

CIN:L01403AS1999PLC005741

Ref: 1411/BVCL/2014-15

Dated: 14.11.2014

To
The General Manager
Department of Corporate Services,
National Stock Exchange Limited
Exchange Plaza, Bandra Kurla Complex,
Bandra (East), Mumbai-400051
Fax: 022-26598237/38/47
Phone No. 022-2659-8235/36

**Sub: Outcome of the Board Meeting
Symbol: BVCL**

Dear Sir,

With reference to the above captioned matter and pursuant to the provisions of Clause 41 of the Listing Agreement, this is to inform you that the Board of Directors of the Company in their Meeting held on 14th November, 2014 have approved the **Un-Audited Quarterly Financial Results** of the Company, both standalone and consolidated, for the second quarter and half year ended on 30th September, 2014.

The Un-Audited Quarterly Financial Results of the Company, both standalone and consolidated are enclosed herewith for your kind perusal.

Kindly take these in your official records and do the needful.

Thanking you,

Yours truly,

For Barak Valley Cements Limited
For BARAK VALLEY CEMENTS LIMITED


Bijay Kumar Garo Director
(Chairman & Whole Time Director)


Encl: As Above



BARAK VALLEY CEMENTS LTD.

281, Deepali, Pitam Pura, Delhi-34 Tel. : +91-11-27033828 / 829 Fax : +91-11-27033830

E-mail : delhi@barakcement.com • Website : www.barakcement.com



CIN:L01403AS1999PLC005741

(Rs. in Lakhs)

Un -audited Standalone Financial Results for the Quarter/ Half year ended 30th September, 2014							
S. no.	Particulars	QUARTER ENDED (Unaudited)			HALF YEAR ENDED (Unaudited)		YEAR ENDED (Audited)
		30.09.2014	30.06.2014	30.09.2013	30.09.2014	30.09.2013	31.03.2014
1	Income from Operations						
	a) Net Sales/income from operations (Net of excise duty)	2785.62	3241.48	1938.41	6027.10	4786.90	10323.34
	b) Other operating income	9.09	13.49	5.69	22.58	14.19	37.54
	Total Income from operations (net)	2794.71	3254.97	1944.10	6049.68	4801.09	10360.88
2	Expenses						
	a) Cost of material consumed	586.85	720.35	539.48	1307.20	1131.62	2452.48
	b) Changes in inventories of finished goods, work - in - progress and stock-in- trade	(43.29)	24.44	(444.20)	(18.85)	(450.21)	(29.53)
	c) Employee benefits expense	246.58	224.71	260.09	471.29	482.18	1000.88
	d) Transportation Cost	618.50	655.15	414.73	1273.65	1035.64	2086.78
	e) Depreciation and amortisation expense	119.64	119.30	118.58	238.94	245.73	493.84
	f) Other expenses	1110.74	1154.12	1062.88	2264.86	2161.67	3664.57
	Total Expenses	2639.02	2898.07	1951.56	5537.09	4606.63	9669.02
3	Profit / (Loss) from operations before other income, finance costs and exceptional items (1-2)	155.69	356.90	(7.46)	512.59	194.46	691.86
4	Other Income	16.31	0.58	2.21	16.89	8.97	27.64
5	Profit/ (Loss) from ordinary activities before finance costs and exceptional item (3+4)	172.00	357.48	(5.25)	529.48	203.43	719.50
6	Finance costs	160.63	186.17	197.45	346.80	389.06	792.49
7	Profit/ (Loss) from ordinary activities after finance costs but before exceptional items (5+6)	11.37	171.31	(202.70)	182.68	(185.63)	(72.99)
8	Exceptional items	-	-	-	-	-	(12.04)
9	Profit/ (Loss) from Ordinary Activities before tax (7+8)	11.37	171.31	(202.70)	182.68	(185.63)	(85.03)
10	Tax Expense (Net of MAT)	-	-	-	-	-	(20.66)
11	Net Profit/ (Loss) from ordinary activities, after Tax (9+10)	11.37	171.31	(202.70)	182.68	(185.63)	(64.37)
12	Paid - up equity share capital (Face Value of Rs. 10/- each)	2216.00	2216.00	2216.00	2216.00	2216.00	2216.00
13	Reserve excluding Revaluation Reserves	6202.20	6,190.84	5,898.27	6,202.20	5,898.27	6,019.53
14	Earning per share of Rs.10/- each) (not annualised):						
	(a) Basic	0.05	0.77	(0.91)	0.82	(0.84)	(0.29)
	(b) Diluted	0.05	0.77	(0.91)	0.82	(0.84)	(0.29)

For Barak Valley Cements Limited

Director

PARTICULAR OF SHAREHOLDING						
1	Public shareholding					
	- Number of Shares	9,079,479	9,079,479	9,079,629	9,079,479	9,079,629
	- Percentage of shareholding	40.97	40.97	40.97	40.97	40.97
2	Promoters and Promoter Group Shareholding					
	(a) Pledged / Encumbered					
	- Number of Shares	-	-	-	-	-
	- Percentage of share (as a% of the total shareholding of promoter and promoter group)	-	-	-	-	-
	- Percentage of share (as a% of the total share Capital of the company)	-	-	-	-	-
	b) Non - encumbered					
	- Number of Shares	13,080,521	13,080,521	13,080,371	13,080,521	13,080,371
	- Percentage of share (as a% of the total shareholding of promoter and promoter group)	100.00	100.00	100.00	100.00	100.00
	- Percentage of share (as a% of the total share Capital of the company)	59.03	59.03	59.03	59.03	59.03

Particulars	Quarter ended 30.09.2014	
B INVESTOR COMPLAINTS		
Pending at the beginning of the quarter		-- Nil --
Received during the quarter		-- Nil --
Disposed of during the quarter		-- Nil --
Remaining unresolved at the end of the quarter		-- Nil --

For Bank Valley Cements Limited



(Bijay Kumar Garodia) Director
Chairman & Whole Time Director

Place : New Delhi
Date : 14.11.2014



BARAK VALLEY CEMENTS LTD.

281, Deepali, Pitam Pura, Delhi-34 Tel. : +91-11-27033828 / 829 Fax : +91-11-27033830
E-mail : delhi@barakcement.com • Website : www.barakcement.com



CIN:L01403AS1999PLC005741

Un-audited Consolidated Financial Results for the Quarter/ Half year ended 30th September, 2014

S. no.	Particulars	QUARTER ENDED (Unaudited)			HALF YEAR ENDED (Unaudited)		YEAR ENDED (Audited)
		30.09.2014	30.06.2014	30.09.2013	30.09.2014	30.09.2013	31.03.2014
1	Income from Operations						
	a) Net Sales/income from operations (Net of excise duty)	3385.29	4052.41	2299.15	7437.70	5575.82	12385.42
	b) Other operating income	0.21	-	14.61	0.21	15.05	6.44
	Total Income from operations (net)	3385.50	4052.41	2313.76	7437.91	5590.87	12391.86
2	Expenses						
	a) Cost of material consumed	677.06	908.31	618.32	1585.37	1286.64	2902.22
	b) Changes in inventories of finished goods, work - in - progress and stock-in- trade	(40.71)	21.24	(501.71)	(19.47)	(548.53)	(39.97)
	c) Employee benefits expense	338.79	295.70	326.69	634.49	604.51	1300.37
	d) Transportation Cost	766.47	887.02	520.71	1653.49	1239.79	2644.87
	e) Power & fuel expenses	895.33	853.93	690.87	1749.26	1554.03	2891.76
	f) Depreciation and amortisation expense	196.72	195.81	201.80	392.53	411.56	819.33
	g) Other expenses	444.97	592.82	450.94	1037.79	893.20	1492.11
	Total Expenses	3278.63	3754.83	2307.62	7033.46	5441.20	12010.69
3	Profit / (Loss) from operations before other income, finance costs and exceptional items (1-2)	106.87	297.58	6.14	404.45	149.67	381.17
4	Other Income	16.44	2.08	(17.79)	18.52	9.01	30.16
5	Profit/ (Loss) from ordinary activities before finance costs and exceptional item (3+4)	123.31	299.66	(11.65)	422.97	158.68	411.33
6	Finance costs	261.56	276.17	294.42	537.73	560.08	1153.26
7	Profit/ (Loss) from ordinary activities after finance costs but before exceptional items (5-6)	(138.25)	23.49	(306.07)	(114.76)	(401.40)	(741.93)
8	Exceptional items	0.00	(0.80)	(3.49)	(0.81)	(12.63)	(38.10)
9	Profit/ (Loss) from Ordinary Activities before tax (7+8)	(138.25)	22.69	(309.56)	(115.57)	(414.03)	(780.03)
10	Tax Expense (Net of MAT)	-	-	-	-	-	(16.07)
11	Net Profit/ (Loss) from ordinary activities, after Tax (9+10)	(138.25)	22.69	(309.56)	(115.57)	(414.03)	(763.96)
12	Paid - up equity share capital (Face Value of Rs. 10/- each)	2216.00	2216.00	2216.00	2216.00	2216.00	2216.00
13	Reserve excluding Revaluation Reserves	3490.97	3629.24	4025.99	3490.97	4025.99	3606.55
14	Earning per share of Rs.10/- each) (not annualised):						
	(a) Basic	(0.62)	0.10	(1.40)	(0.52)	(1.87)	(3.45)
	(b) Diluted	(0.62)	0.10	(1.40)	(0.52)	(1.87)	(3.45)

For Barak Valley Cements Limited

Director

PARTICULAR OF SHAREHOLDING							
1	<u>Public shareholding</u>						
	- Number of Shares	9,079,479	9,079,479	9,079,629	9,079,479	9,079,629	9,079,479
	- Percentage of shareholding	40.97	40.97	40.97	40.97	40.97	40.97
2	<u>Promoters and Promoter Group Shareholding</u>						
	(a) Pledged / Encumbered						
	- Number of Shares	-	-	-	-	-	-
	- Percentage of share (as a% of the total shareholding of promoter and promoter group)	-	-	-	-	-	-
	- Percentage of share (as a% of the total share Capital of the company)	-	-	-	-	-	-
	b) Non - encumbered						
	- Number of Shares	13,080,521	13,080,521	13,080,371	13,080,521	13,080,371	13,080,521
- Percentage of share (as a% of the total shareholding of promoter and promoter group)	100.00	100.00	100.00	100.00	100.00	100.00	
- Percentage of share (as a% of the total share Capital of the company)	59.03	59.03	59.03	59.03	59.03	59.03	

1. The above financial statements have been reviewed by the Audit Committee and approved by the Board of Directors at their meeting held on 14th November' 2014

2. The Consolidated results prepared in accordance with AS-21 include the financials of following subsidiaries viz. Meghalaya Minerals & Mines Limited (MMML), Cement International Limited (CIL), Badarpur Energy Private Limited (BEPL), Goombira Tea Company Limited (GTCL), Chargola Tea Company Private Limited (CTCPL), Singlacherra Tea Company Private Limited (STCPL) and Valley Strong Cement (Assam) Limited.

3. Figures of the previous period/ quarter have been re-grouped/ recast wherever considered necessary.

4. Figures for standalone financial results of the company are as follows:

S. no.	Particulars	Quarter ended 30.09.2014	Quarter ended 30.06.2014	Quarter ended 30.09.2013	Half year ended 30.09.2014	Half year ended 30.09.2013	Year ended 31.03.2014
(a)	Net sales / Income from operations	2,794.71	3,254.97	1,944.10	6,049.68	4,801.09	10,360.88
(b)	Profit / (Loss) before tax	11.37	171.31	(202.70)	182.68	(185.63)	(85.03)
(c)	Profit/ (Loss) after tax	11.37	171.31	(202.70)	182.68	(185.63)	(64.37)

5. Investor's Complaints during the quarter ended 30.09.2014 : Opening - Nil, Received : Nil, Resolved : Nil, Closing : Nil.

For Barak Valley Cement Limited
Valley Cement Board

Place : New Delhi
Date : 14.11.2014



(Bijay Kumar Garodia),
Chairman & Whole Time Director



BARAK VALLEY CEMENTS LTD.

281, Deepali, Pitam Pura, Delhi-34 Tel. : +91-11-27033828 / 829 Fax : +91-11-27033830

E-mail : delhi@barakcement.com • Website : www.barakcement.com




CIN:LU1403AS1999PLC005741
(Rs. in Lakhs)

STANDALONE		Statement of Assets and Liabilities		CONSOLIDATED	
As at 30.09.2014	As at 31.03.2014	Particulars		As at 30.09.2014	As at 31.03.2014
		A	EQUITY AND LIABILITIES		
		1	Shareholders' funds		
2,216.00	2,216.00	a)	Share Capital	2,216.00	2,216.00
6,202.20	6,019.53	b)	Reserves and Surplus	6,161.28	6,280.41
8,418.20	8,235.53		Sub - total - Shareholders' funds	8,377.28	8,496.41
		2	Non - current liabilities		
2,429.05	3,190.15	a)	Long - term borrowings	4,697.82	5,327.87
89.41	89.41	b)	Deferred tax liabilities (net)	93.00	93.00
509.06	563.90	c)	Other long - term liabilities	343.97	403.22
63.33	61.65	d)	Long - Term Provisions	73.93	72.33
3,090.85	3,905.11		Sub - total - Non - Current liabilities	5,208.72	5,896.42
		3	Current liabilities		
2650.69	2,500.70	a)	Short - term borrowings	4,111.93	3,824.60
2376.78	1,740.99	b)	Trade payables	1,988.65	1,633.26
2490.32	2,150.35	c)	Other current liabilities	2,781.60	2,435.68
132.86	129.24	d)	Short - term provisions	245.31	192.47
7,650.65	6,521.28		Sub - total - Current liabilities	9,127.49	8,086.01
19,159.70	18,661.92		TOTAL - EQUITY AND LIABILITIES	22,713.49	22,478.84
		B	ASSETS		
		1	Non Current assests		
4312.23	4,524.39	a)	Fixed assests	12,577.55	12,773.64
5859.42	5,859.42	b)	Non - current investments	30.00	30.00
2614.52	2,634.50	c)	Long - term loans and advances	642.81	655.64
12,786.17	13,018.31		Sub - total - Non - current assets	13,250.36	13,459.28
		2	Current assets		
918.5	585.25	a)	Inventories	1,304.61	970.16
2113.67	1,724.81	b)	Trade receivables	2,321.31	1,656.95
110.22	419.00	c)	Cash and cash equivalents	175.61	496.18
3231.14	2,914.55	d)	Short - term loans and advances	5,661.10	5,895.77
-	-	e)	Other current assests	0.50	0.50
6,373.53	5,643.61		Sub - total - Current assests	9,463.13	9,019.56
19,159.70	18,661.92		TOTAL - ASSETS	22,713.49	22,478.84

For Barak Valley Cements Limited
By Order of the Board

Place : New Delhi

Date : 14.11.2014


(Bijay Kumar Garodia) Director
Chairman & Whole Time Director



BARAK VALLEY CEMENTS Ltd.

281, Deepali, Pitam Pura, Delhi-34 Tel. : +91-11-27033828 / 829 Fax : +91-11-27033830

E-mail : delhi@barakcement.com • Website : www.barakcement.com



ISO 9001 : 2008 CERT. No.:
QAC/R91/1941

CIN:L01403AS1999PLC005741

Consolidated Segment -wise Revenue, Results and Capital Employed under clause 41 of the Listing Agreement

(Rs. in Lakhs)

S. no.	Particulars	QUARTER ENDED (Unaudited)			HALF YEAR ENDED (Unaudited)		YEAR ENDED (Audited)
		30.09.2014	30.06.2014	30.09.2013	30.09.2014	30.09.2013	31.03.2014
1	Segment Revenue						
	a) Cement Division	3,297.07	4,026.79	2,266.55	7,323.86	5,535.32	12,151.51
	b) Power Division	-	-	-	-	-	-
	c) Unallocated	88.43	25.62	47.21	114.05	55.55	240.35
	Total	3,385.50	4,052.41	2,313.76	7,437.91	5,590.87	12,391.86
	Less: Inter Segment Revenue	-	-	-	-	-	-
	Net Income from Operations	3,385.50	4,052.41	2,313.76	7,437.91	5,590.87	12,391.86
2	Segment Results :						
	a) Cement Division	241.48	444.27	(21.10)	685.75	224.63	808.89
	b) Power Division	(73.12)	(121.38)	19.72	(194.50)	(38.19)	(283.14)
	c) Unallocated	(57.08)	(23.24)	(4.66)	(80.32)	(10.30)	(91.53)
	Total	111.29	299.65	(6.04)	410.93	176.14	434.22
	Less: (i) Interest	261.57	276.16	294.42	537.73	560.08	1,153.26
	(ii) Other unallocable expenses net off	(12.03)	0.80	5.62	(11.23)	17.46	60.99
	(iii) Other unallocable income	-	-	3.48	-	12.63	-
	Total Profit Before Tax	(138.25)	22.69	(309.56)	(115.57)	(414.03)	(780.03)
3	Capital Employed :						
	a) Cement Division	3,024.21	3,078.28	1,614.90	3,024.21	1,614.90	2,170.86
	b) Power Division	2,052.75	2,039.24	3,002.96	2,052.75	3,002.96	2,834.29
	c) Unallocated	3,393.34	3,492.80	4,411.05	3,393.34	4,411.05	3,584.27
	Total	8,470.30	8,610.32	9,028.91	8,470.30	9,028.91	8,589.42

Note : On standalone basis, the Company deals in only one segment i.e. Cement Manufacturing and there is no separate reportable segment.

For Barak Valley Cements Limited
By Order of the Board

Director
(Bijay Kumar Garodia)

Chairman & Whole Time Director

Place : New Delhi

Date : 14.11.2014