

February 02, 2017

TAKE/BSE/2016-17
The Manager
Dept. of Corporate Services-Listing
Bombay Stock Exchange Limited,
P. J. Towers, Dalal Street,
Mumbai - 400001

TAKE/NSE/2016-17
The Manager-Listing Department
National Stock Exchange of India Limited
Exchange Plaza,
Bandra - Kurla Complex, Bandra (East),
Mumbai - 400051

Dear Sir/Madam,

Sub: Outcome of the Board Meeting held on February 02, 2017

We wish to inform you that the Board of Directors of the Company in its meeting held on February 02, 2017, approved the following:

1. Resignation of Mr. N S Nanda Kishore (Non- Executive) from the Directorship w.e.f February 02, 2017.
2. Resignation of Ms. Shobana N S from the position of Chief Financial Officer w.e.f. March 31, 2017.
3. Appointment of Ms. Shobana N S as an Additional Director (Executive Category) w.e.f. February 02, 2017.
4. Appointment of Ms. Subhasri Sriram as an Additional Director (Executive Category) w.e.f. February 02, 2017.
5. Appointment of Ms. Subhasri Sriram as the Chief Financial Officer of the Company w.e.f. April 01, 2017.
6. The Unaudited Financial Results of the Company [stand-alone] and the Group [Company and its subsidiaries- Consolidated] for the quarter (Q3) nine months ended December 31, 2016 as recommended by the Audit Committee. The copy of the same in the prescribed format in terms of Regulation 33 of SEBI (Listing Obligation and Disclosure Requirements) Regulations, 2015 along with the Limited Review Report by the Statutory Auditor is enclosed herewith.
7. Declaration of Interim Dividend of INR 0.30/- (30%) per Equity Share of INR 1.00/- each. The Interim Dividend shall be disbursed on or before March 03, 2017 and the Record Date for payment of Interim Dividend is fixed at February 17, 2017.





The meeting of Board of Directors of the Company commenced at 10:00 a.m. and concluded at 1:15 p.m.

Please take note of the same.

Thanking you,

Yours sincerely,
For TAKE Solutions Limited

Avaneesh
Company Secretary



Encl: A/a:

Limited Review Report

**Review Report to
The Board of Directors of
TAKE Solutions Limited**

We have reviewed the accompanying Statement of Unaudited Standalone Financial Results of TAKE Solutions Limited ("the Company") for the quarter and nine months ended December 31, 2016 (the "Statement") being submitted by the Company pursuant to the requirement of Regulation 33 of the SEBI (Listing Obligations and Disclosure Requirements) Regulations, 2015. This statement is the responsibility of the Company's Management and has been approved by the Board of Directors. Our responsibility is to issue a report on the Statement based on our review.

We conducted our review of the Statement in accordance with the Standard on Review Engagements (SRE) 2410, 'Review of Interim Financial Information Performed by the Independent Auditor of the Entity', issued by the Institute of Chartered Accountants of India. This Standard requires that we plan and perform the review to obtain moderate assurance as to whether the Statement is free of material misstatement. A review is limited primarily to inquiries of Company personnel and analytical procedures applied to financial data and thus provide less assurance than an audit. We have not performed an audit and accordingly, we do not express an audit opinion.


Based on our review conducted as above, nothing has come to our attention that causes us to believe that the accompanying Statement, prepared in accordance with applicable Accounting Standards specified under section 133 of the Companies Act, 2013, read with Rule 7 of the Companies (Accounts) Rules, 2014 and other recognized accounting practices and policies has not disclosed the information required to be disclosed in terms of Regulation 33 of the SEBI (Listing Obligations and Disclosure Requirements) Regulations, 2015, including the manner in which it is to be disclosed or that it contains any material misstatement.

**For Sundar Srini & Sridhar
Chartered Accountants
Firm Registration No: 0042015**



**S. Sridhar
Partner
Membership No: 025504**

Place: Chennai
Date: February 02, 2017





TAKE SOLUTIONS LTD

CIN: L63090TN2000PLC046338

Regd. Office : 27, Tank Bund Road, Nungambakkam, Chennai 600 034


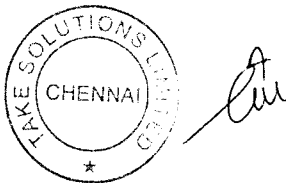
www.takesolutions.com

Statement of Unaudited Standalone Financial Results for the Quarter and Nine months ended December 31, 2016

(₹ In Lakhs except per share data)

Particulars	Quarter Ended			Nine Months Ended		Year Ended
	Dec 31, 2016	Sep 30, 2016	Dec 31, 2015	Dec 31, 2016	Dec 31, 2015	March 31, 2016
	Unaudited	Unaudited	Unaudited	Unaudited	Unaudited	Audited
1. Income from Operations						
Net Sales/Income from Operations	400.00	553.92	483.04	1338.94	1288.61	2356.96
Total Income from operations (net)	400.00	553.92	483.04	1338.94	1288.61	2356.96
2. Expenses						
a. Cost of Goods Sold & Other Direct Cost	80.78	232.29	153.78	383.43	316.79	754.25
b. Employee benefit expenses	73.34	89.01	63.92	250.79	169.20	253.45
c. Depreciation and amortisation	24.40	22.95	4.83	57.18	14.40	18.71
d. Other expenses	326.26	276.86	219.48	838.98	511.32	849.95
Total Expenses	504.78	621.11	442.01	1530.38	1011.71	1876.36
3. Profit/(Loss) from Operations before Other Income, finance cost and exceptional items (1-2)	(104.78)	(67.19)	41.03	(191.44)	276.90	480.60
4. Other Income	320.83	591.47	542.63	1301.58	667.33	1564.51
5. Profit/(Loss) from ordinary activities before finance costs and exceptional items(3+4)	216.05	524.28	583.66	1110.14	944.23	2045.11
6. Finance costs	0.00	151.41	0.00	292.34	0.00	19.09
7. Profit/(Loss) from ordinary activities after finance costs but before exceptional items (5-6)	216.05	372.87	583.66	817.80	944.23	2026.02
8. Exceptional items	0.00	0.00	0.00	0.00	0.00	0.00
9. Profit/(Loss) from ordinary activities before tax (7-8)	216.05	372.87	583.66	817.80	944.23	2026.02
10. Tax expense	1.45	(3.41)	34.81	0.74	127.90	203.07
11. Net Profit/(Loss) from ordinary activities after tax (9-10)	214.60	376.28	548.85	817.06	816.33	1822.95
12. Extraordinary items (net of tax expense)	0.00	0.00	0.00	0.00	0.00	0.00
13. Net Profit/(Loss) for the Period (11-12)	214.60	376.28	548.85	817.06	816.33	1822.95
14. Paid up equity share capital (Par value of ₹ 1/- each)	1309.60	1309.25	1200.44	1309.60	1200.44	1200.50
15. Reserves excluding Revaluation Reserves as per Balance Sheet of previous accounting year						30669.87
16. Earnings per share (before and after extraordinary items) (Par value of ₹ 1/- each, not annualised)						
(a) Basic	0.16	0.29	0.46	0.65	0.68	1.52
(b) Diluted	0.16	0.28	0.45	0.64	0.67	1.50

During the current year, the Group has reclassified its primary business segments into Functional Services and Technology Services based on the services offered. However, the company on a standalone basis operates in the business segment of offering technology services and hence there is only one business segment. The company on a standalone basis is primarily operating in India, which is considered as single geographical segment.



Limited Review Report

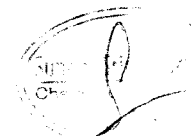
**Review Report to
The Board of Directors of
TAKE Solutions Limited**

1. We have reviewed the accompanying Statement of Unaudited Consolidated Financial Results of TAKE Solutions Limited ("the Holding Company") and its subsidiaries (the Holding Company and its subsidiaries together referred to as "the Group") for the quarter ended December 31, 2016 and consolidated year to date results for the period April 01, 2016 to December 31, 2016 (the "Statement") being submitted by the Holding Company pursuant to the requirement of Regulation 33 of the SEBI (Listing Obligations and Disclosure Requirements) Regulations, 2015. This statement is the responsibility of the Holding Company's Management and has been approved by the Board of Directors. Our responsibility is to issue a report on the Statement based on our review.

2. We conducted our review of the Statement in accordance with the Standard on Review Engagements (SRE) 2410, 'Review of Interim Financial Information Performed by the Independent Auditor of the Entity', issued by the Institute of Chartered Accountants of India. This Standard requires that we plan and perform the review to obtain moderate assurance as to whether the Statement is free of material misstatement. A review is limited primarily to inquiries of Company personnel and analytical procedures applied to financial data and thus provide less assurance than an audit. We have not performed an audit and accordingly, we do not express an audit opinion.

3. The Statement includes the results of the following entities:

Subsidiaries (held directly)	
1.	APA Engineering Private Limited, India
2.	Ecron Acunova Limited, India
3.	TAKE Solutions Global Holdings Pte Ltd, Singapore
Subsidiaries (held indirectly)	
4.	APA Engineering Pte Ltd, Singapore
5.	Towell TAKE Investments LLC, Sultanate of Oman
6.	Towell TAKE Solutions LLC, Sultanate of Oman
7.	TAKE Solutions MEA Limited, UAE
8.	Mirnah Technology Systems Limited, Saudi Arabia
9.	TAKE Enterprise Services Inc., USA
10.	TAKE Solutions Information Systems Pte Ltd, Singapore
11.	Navitas, Inc., USA
12.	TAKE Supply Chain De Mexico S De RI Cv, Mexico
13.	Navitas Life Sciences Holdings Limited, UK
14.	Navitas Life Sciences Limited, UK
15.	Navitas Life Sciences, Inc., USA
16.	TAKE Synergies Inc, USA
17.	TAKE Dataworks Inc, USA
18.	Intelent Inc, USA
19.	Astus Technologies Inc, USA
20.	Million Star Technologies Limited, Mauritius
21.	TAKE Innovations Inc., USA
22.	Acunova Life Science Inc., USA



23. Acunova Life Sciences Limited, UK
24. Ecron Acunova GmbH, Germany
25. Ecron Acunova Sdn. Bhd., Malaysia
26. Ecron Acunova Company Limited, Thailand
27. Ecron sp.z.o.o. Poland
28. Ecron - The Czech Expert s.r.o
29. Ecron Limited United Kingdom
30. Ecron LLC Ukraine
31. Ecron Acunova Russia
32. Ecron Acunova A/S, Denmark
33. Ecron Acunova Pte Limited, Singapore
Partner in Limited Liability Partnership
34. Navitas LLP

4. We did not review the financial statements / consolidated financial statements of certain subsidiaries included in the consolidated quarterly financial results and consolidated year to date results, whose financial statements / consolidated financial statements reflect total assets of Rs. 92796.76 lakhs as at 31st December 2016 and revenues of Rs. 24122.51 lakhs for the quarter ended 31st December 2016 and Rs.67749.02 lakhs for the nine months ended December 31, 2016. These financial statements / consolidated financial statements have been reviewed by other auditors whose reports have been furnished to us by the Management and our opinion on the Statement, insofar as it relates to such subsidiaries is based solely on the review reports of the other auditors.

5. We did not review the financial statements of certain subsidiaries included in the consolidated quarterly financial results and consolidated year to date results, whose financial statements reflect total assets of Rs. 2163.39 lakhs as at 31st December 2016 and revenues of Rs. 910.80 lakhs for the quarter ended 31st December 2016 and Rs. 2942.42 lakhs for the nine months ended December 31, 2016. These financial statements as approved by the respective Board of Directors of these subsidiaries have been furnished by the Management to us and our report insofar as it relates to the amounts included in respect of these subsidiaries is based solely on such financial statements which are certified by the Management.

6. Based on our review conducted as stated above and based on the consideration of the reports of the other auditors referred to in paragraph 4 above and except for the possible effects of the matter described in paragraph 5 above, nothing has come to our attention that causes us to believe that the accompanying Statement, prepared in accordance with applicable Accounting Standards specified under section 133 of the Companies Act, 2013, read with Rule 7 of the Companies (Accounts) Rules, 2014 and other recognized accounting practices and policies has not disclosed the information required to be disclosed in terms of Regulation 33 of the SEBI (Listing Obligations and Disclosure Requirements) Regulations, 2015, including the manner in which it is to be disclosed or that it contains any material misstatement.

For Sundar Sridhar & Sridhar
Chartered Accountants

Firm Registration No: 0042015



S. Sridhar

Partner

Membership No: 025504

Place: Chennai

Date: February 02, 2017





TAKE SOLUTIONS LTD

CIN: L63090TN2000PLC046338


Regd. Office : 27, Tank Bund Road, Nungambakkam, Chennai 600 034

www.takesolutions.com


Statement of Unaudited Consolidated Financial Results for the Quarter and Nine months ended December 31, 2016

(₹ In Lakhs except per share data)

Particulars	Quarter Ended			Nine Months Ended		Year Ended
	Dec 31, 2016	Sep 30, 2016	Dec 31, 2015	Dec 31, 2016	Dec 31, 2015	March 31, 2016
	Unaudited	Unaudited	Unaudited	Unaudited	Unaudited	Audited
1. Income from Operations						
Net Sales/Income from Operations	34305.44	32834.90	24778.49	98904.84	71806.91	103013.08
Total Income from operations (net)	34305.44	32834.90	24778.49	98904.84	71806.91	103013.08
2. Expenses						
a. Cost of Goods Sold & Other Direct Cost	10075.08	9695.11	7176.92	29185.92	20379.48	29350.57
b. Employee benefit expenses	9745.40	9479.20	6662.30	28400.03	19639.64	28176.37
c. Depreciation and amortisation	2325.65	2271.32	1877.11	6609.19	5658.03	7429.43
d. Other expenses	8033.39	7008.19	5911.67	22105.35	16840.74	24157.39
Total Expenses	30179.52	28453.82	21628.00	86300.49	62517.89	89113.76
3. Profit/(Loss) from Operations before Other Income, finance cost and exceptional items (1-2)	4125.92	4381.08	3150.49	12604.35	9289.02	13899.32
4. Other Income	225.37	285.49	78.45	692.66	1948.65	2075.29
5. Profit/(Loss) from ordinary activities before finance costs and exceptional items(3+4)	4351.29	4666.57	3228.94	13297.01	11237.67	15974.61
6. Finance costs	477.08	590.85	325.10	1716.89	971.52	1479.42
7. Profit/(Loss) from ordinary activities after finance costs but before exceptional items (5-6)	3874.21	4075.72	2903.84	11580.12	10266.15	14495.19
8. Exceptional items	0.00	0.00	0.00	0.00	0.00	0.00
9. Profit/(Loss) from ordinary activities before tax (7-8)	3874.21	4075.72	2903.84	11580.12	10266.15	14495.19
10. Tax expense	578.98	725.13	373.66	1807.62	926.99	2008.44
11. Net Profit/(Loss) from ordinary activities after tax (9-10)	3295.23	3350.59	2530.18	9772.50	9339.16	12486.75
12. Extraordinary items (net of tax expense)	0.00	0.00	0.00	0.00	0.00	0.00
13. Net Profit/(Loss) for the Period before Minority Interest (11-12)	3295.23	3350.59	2530.18	9772.50	9339.16	12486.75
14. Minority Interest	74.10	84.20	131.48	142.23	485.30	521.37
15. Net Profit/(Loss) for the Period after Minority Interest (13-14)	3221.13	3266.39	2398.70	9630.27	8853.86	11965.38
16. Paid up equity share capital (Par value of ₹ 1/- each)	1309.60	1309.25	1200.44	1309.60	1200.44	1200.50
17. Reserves excluding Revaluation Reserves as per Balance Sheet of previous accounting year						61928.86
18. Earnings per share (before and after extraordinary items) (Par value of ₹ 1/- each, not annualised)						
(a) Basic	2.46	2.49	2.00	7.62	7.38	9.97
(b) Diluted	2.44	2.47	1.98	7.55	7.30	9.85



Segment Wise Revenue and Results						
Primary Segment Information						
						(₹ In Lakhs)
	Quarter Ended			Nine Months Ended		Year Ended
	Dec 31, 2016	Sep 30, 2016	Dec 31, 2015	Dec 31, 2016	Dec 31, 2015	March 31, 2016
	Unaudited	Unaudited	Unaudited	Unaudited	Unaudited	Audited
I. (a) Segment Revenue						
(a) Software Products & Consultancy Services			22504.58		65069.65	89567.92
(b) E Business Solutions			2164.90		6573.09	8682.63
(c) Others			109.01		164.17	4762.53
Total			24778.49		71806.91	103013.08
I. (b) Segment Revenue						
(i) Functional Services	19980.65	19098.74		57480.93		
(ii) Technology Services	14324.79	13736.16		41423.91		
Total	34305.44	32834.90	0.00	98904.84	0.00	0.00
Less: Inter Segment Revenue	0.00	0.00	0.00	0.00	0.00	0.00
Net Sales/Income From Operations	34305.44	32834.90	24778.49	98904.84	71806.91	103013.08
2. (a) Segment Results						
(a) Software Products & Consultancy Services			9576.29		27662.39	38658.58
(b) E Business Solutions			70.94		309.40	440.36
(c) Others			15.10		25.96	1436.38
Total			9662.33		27997.75	40535.32
2. (b) Segment Results						
(i) Functional Services	6927.73	6604.38		19893.17		
(ii) Technology Services	2410.92	2303.83		6952.71		
Total	9338.65	8908.21		26845.88		
Less: (i) Finance cost	477.08	590.85	325.10	1716.89	971.52	1479.42
(ii) Other Un-allocable Expenditure net off Un-allocable Income	4987.36	4241.64	6433.39	13548.87	16760.08	24560.71
Profit Before Tax & Minority Interest	3874.21	4075.72	2903.84	11580.12	10266.15	14495.19
The management has, further to the acquisition and strategic decisions taken, updated its segment classification based on service offerings, with effect from April 01, 2016. Previous period figures given in (a) above are as per the earlier classification and hence not comparable.						
Segregation of assets, liabilities, depreciation and other non-cash expenses into various primary segments has not been carried out as the assets are used interchangeably between segments. Accordingly, no disclosure relating to segmental assets and liabilities has been made.						



[Handwritten signature]

[Handwritten signature]

1. The results are based on the consolidated financial statements prepared by the Company's management in accordance with the accounting principles generally accepted in India, including the Accounting Standards specified under Section 133 of the Companies Act 2013, read with Rule 7 of the Companies (Accounts) Rules 2014. The Financial Statements of the Parent Company and its subsidiaries have been combined on a line by line basis by adding together the book values of the items of assets, liabilities, income and expenses after eliminating intra-group balances, transactions and resulting unrealised gains/losses. The Consolidated Financial Statements are prepared by applying uniform accounting policies.

2. The Consolidated and Standalone Financial Results for the quarter ended December 31, 2016 have been reviewed by the Audit Committee on February 02, 2017 and approved by the Board of Directors ("the Board") at its meeting held on February 02, 2017. The Financial Results have been subjected to a Limited Review by the Statutory Auditors of the Company.

3. The Standalone Financial Results and the Consolidated Financial Results for the Quarter ended and Nine months ended December 31, 2016 are available on the Company's website (www.takesolutions.com) and the website of BSE (www.bseindia.com) and NSE (www.nseindia.com).

4. The Board of Directors at its meeting held on February 02, 2017, has declared an Interim Dividend of 30% (₹ 0.30 per equity share of par value ₹ 1.00 each) for the quarter ended December 31, 2016.

5. Out of the Issue proceeds of ₹ 17,999.92 Lakhs from the Qualified Institutions Placement, ₹ 705.79 Lakhs were utilised towards share issue expenses and ₹ 16,814.41 Lakhs has been utilised for the objects stated in the offer document pending ₹ 479.72 Lakhs in liquid cash.

6. In accordance with the Institute of Chartered Accountants of India (ICAI) guidelines, the weighted average number of shares held by TAKE Solutions Limited ESOP Trust have been reduced from the weighted average equity shares outstanding for computing basic and diluted earnings per share. During the quarter ended December 31, 2016, the company has allotted 34,600 Equity Shares of face value ₹ 1/- each on account of exercise of vested options.

7 a) Item of Expenditure exceeding 10% of total expenditure (₹ in Lakhs) for TAKE Solutions Limited and its Subsidiaries

Particulars	Quarter Ended			Nine Months Ended		Year Ended
	Dec 31, 2016	Sep 30, 2016	Dec 31, 2015	Dec 31, 2016	Dec 31, 2015	March 31, 2016
	Unaudited	Unaudited	Unaudited	Unaudited	Unaudited	Audited
Software Development Expenses	6558.19	6329.67	4989.06	19332.64	13977.59	19388.68
Other Direct Costs	3516.89	3365.44	2187.86	9853.28	6401.89	9961.89

7 b) Item of Expenditure exceeding 10% of total expenditure (₹ in Lakhs) for TAKE Solutions Limited


Particulars	Quarter Ended			Nine Months Ended		Year Ended
	Dec 31, 2016	Sep 30, 2016	Dec 31, 2015	Dec 31, 2016	Dec 31, 2015	March 31, 2016
	Unaudited	Unaudited	Unaudited	Unaudited	Unaudited	Audited
Software Development Expenses	60.00	60.00	60.00	180.00	180.00	240.00
Other Direct Costs	20.78	172.29	93.78	203.43	136.79	514.25

8. Previous Period figures have been regrouped wherever necessary to conform with the current period presentation.

9. Financial Results of TAKE Solutions Limited (Standalone Information) - ₹ in Lakhs

Particulars	Quarter Ended			Nine Months Ended		Year Ended
	Dec 31, 2016	Sep 30, 2016	Dec 31, 2015	Dec 31, 2016	Dec 31, 2015	March 31, 2016
	Unaudited	Unaudited	Unaudited	Unaudited	Unaudited	Audited
1. Net Sales/ Income from Operations	400.00	553.92	483.04	1338.94	1288.61	2356.96
2. Other Income	320.83	591.47	542.63	1301.58	667.33	1564.51
3. Profit/(Loss) before Tax	216.05	372.87	583.66	817.80	944.23	2026.02
4. Profit/(Loss) after Tax	214.60	376.28	548.85	817.06	816.33	1822.95

Place: Chennai
Date : February 02, 2017



For and on Behalf of the Board of Directors

Srinivasan H.R.

Srinivasan H.R.
Vice-Chairman & Managing Director

