



# Oswal Greentech Limited

(Formerly Oswal Chemicals & Fertilizers Ltd.)

Through Courier

OGL/ND/2013

November 13, 2013

The Manager  
Listing Department,  
The National Stock Exchange of India Ltd.  
Exchange Plaza  
Bandra - Kurla Complex  
Bandra (E)  
MUMBAI-400051

Reg: Un-Audited Financial Results For The Quarter Ended 30<sup>th</sup> September, 2013 along  
with Limited Review Report

Dear Sir,

Please find enclosed herewith the Un-Audited Financial Results for the quarter ended 30<sup>th</sup> September, 2013 along with Limited Review Report on Quarterly Financial Results of the Company pursuant to the Clause 41 of the Listing Agreement.

You are requested to please take the same on your records.

Thanking you,

Yours faithfully,  
For Oswal Greentech Limited

  
Managing Director

Encl: As above.

CC: - The Calcutta Stock Exchange Kolkata

REGD. OFFICE : 23350746, 23352780, 23353652 Fax : 011-23716276

Regd. Office : Near Jain Colony, Vijay Inder Nagar, Daba Road, Ludhiana - 141003 (Punjab)  
Phone : 0161-2544238


## OSWAL GREENTECH LIMITED

(Formerly Known as OSWAL CHEMICALS &amp; FERTILIZERS LIMITED)

Corporate Office : Antriksh Bhawan, 22, Kasturba Gandhi Marg, New Delhi-110 001

## UNAUDITED STANDALONE FINANCIAL RESULTS FOR THE QUARTER AND HALF YEAR ENDED 30TH SEPTEMBER, 2013

Part I		(₹ Lacs)					
S. No.	Particulars	3 Months ended 30.09.2013 (Unaudited)	3 months ended 30.06.2013 (Unaudited)	3 months ended 30.9.2012 (Unaudited)	Half Year Ended 30.09.2013 (Unaudited)	Half Year Ended 30.09.2012 (Unaudited)	Year Ended 31.03.2013 (Audited)
(1)	(2)	(3)	(4)	(5)	(6)	(7)	(8)
1	<b>Income from Operations</b>						
	(a) Net sales/Income from operations (Net of excise duty)	-	-	-	-	2,650.00	2,650.00
	(b) Other Operating income	2,639.91	3,214.58	3,329.37	5,854.49	6,519.75	13,168.97
	<b>Total income from Operations (net)</b>	<b>2,639.91</b>	<b>3,214.58</b>	<b>3,329.37</b>	<b>5,854.49</b>	<b>9,169.75</b>	<b>15,818.97</b>
2	<b>Expenses</b>						
	(a) Cost of materials consumed	-	-	-	-	-	-
	(b) Purchases of stock-in-trade	-	-	-	-	-	-
	(c) Changes in inventory of finished goods, work-in-progress and stock-in-trade	-	-	-	-	2,650.00	2,650.00
	(d) Employee benefits expenses	180.57	157.88	171.44	338.45	429.99	722.61
	(e) Depreciation and amortisation expense	31.34	30.99	41.16	62.33	82.95	166.08
	(f) Donation	304.31	148.32	88.83	452.63	798.67	450.70
	(g) Consultancy & Professional fees	85.88	111.33	63.54	197.01	103.55	291.55
	(h) Other expenses	155.31	113.78	151.84	269.09	419.74	663.17
	<b>Total Expenses</b>	<b>835.71</b>	<b>640.84</b>	<b>595.97</b>	<b>1,476.55</b>	<b>4,143.72</b>	<b>5,260.95</b>
3	<b>Profit/(Loss) from operations before other income, finance costs and exceptional items (1-2)</b>	<b>1,804.20</b>	<b>2,573.74</b>	<b>2,733.40</b>	<b>4,377.94</b>	<b>5,026.03</b>	<b>10,558.02</b>
4	Other Income	104.17	50.27	0.24	154.44	0.37	115.53
5	<b>Profit/(Loss) from ordinary activities before finance costs and exceptional items (3+4)</b>	<b>1,908.37</b>	<b>2,624.01</b>	<b>2,733.64</b>	<b>4,532.38</b>	<b>5,026.40</b>	<b>10,673.55</b>
6	Finance Costs	529.32	523.63	529.33	1,052.95	1,052.96	2,100.40
7	<b>Profit/(Loss) from ordinary activities after finance costs but before exceptional items (5-6)</b>	<b>1,379.05</b>	<b>2,100.38</b>	<b>2,204.31</b>	<b>3,479.43</b>	<b>3,973.44</b>	<b>8,573.15</b>
8	Exceptional Items	-	-	-	-	500.00	7,915.34
9	<b>Profit/(Loss) from ordinary activities before tax (7-8)</b>	<b>1,379.05</b>	<b>2,100.38</b>	<b>2,204.31</b>	<b>3,479.43</b>	<b>3,473.44</b>	<b>657.81</b>
10	a. Tax expense (incl. deferred tax)	289.07	440.25	441.04	729.32	694.96	412.50
	b. Prior Period Tax	-	-	-	-	-	25.81
11	<b>Net Profit/(Loss) from ordinary activities after tax (9-10)</b>	<b>1,089.98</b>	<b>1,660.13</b>	<b>1,763.27</b>	<b>2,750.11</b>	<b>2,778.48</b>	<b>219.50</b>
12	Extraordinary Items	-	-	-	-	-	-
13	<b>Net Profit/(Loss) for the period (11+12)</b>	<b>1,089.98</b>	<b>1,660.13</b>	<b>1,763.27</b>	<b>2,750.11</b>	<b>2,778.48</b>	<b>219.50</b>
14	Share of profit / (loss) of associates	-	-	-	-	-	-
15	Minority Interest	-	-	-	-	-	-
16	<b>Net profit / (Loss) after taxes, minority interest and share of profit / (loss) of associates (13+14-15)</b>	<b>1,089.98</b>	<b>1,660.13</b>	<b>1,763.27</b>	<b>2,750.11</b>	<b>2,778.48</b>	<b>219.50</b>
17	Paid-up equity share capital (Face value ₹ 10/- each)	25,680.92	25,680.92	25,680.92	25,680.92	25,680.92	25,680.92
18	Reserve excluding Revaluation Reserves as per balance sheet of previous accounting year	-	-	-	-	-	175,989.49
19	<b>Earning per share (before extraordinary items)</b> (of ₹ 10/- each) (not annualised):	<b>11.01</b>	<b>11.61</b>	<b>11.00</b>	<b>1.07</b>	<b>1.08</b>	<b>1.11</b>
19.1	<b>Earning per share (after extraordinary items)</b> (of ₹ 10/- each) (not annualised):						
	(a) Basic	0.42	0.65	0.69	1.07	1.08	0.09
	(b) Diluted	0.42	0.65	0.69	1.07	1.08	0.09



Part II							
S. No.	Particulars	3 Months ended 30.09.2013 (Unaudited)	3 months ended 30.06.2013 (Unaudited)	3 months ended 30.9.2012 (Unaudited)	Half Year Ended 30.09.2013 (Unaudited)	Half Year Ended 30.09.2012 (Unaudited)	Year Ended 31.03.2013 (Audited)
<b>A</b>	<b>PARTICULARS OF SHAREHOLDING</b>						
<b>1</b>	<b>Public shareholding</b>	91,612,824	91,612,824	91,612,824	91,612,824	91,612,824	91,612,824
	- Number of Shares	35.67	35.67	35.67	35.67	35.67	35.67
	- Percentage of shareholding						
<b>2</b>	<b>Promoters and Promoter Group Shareholding</b>						
	<b>(a) Pledged / Encumbered</b>						
	- Number of Shares						
	- Percentage of shares (as a % of the total shareholding of promoter and promoter group)						
	- Percentage of shares (as a % of the total share capital of the company)						
	<b>(b) Non - encumbered</b>						
	- Number of Shares	165,196,335	165,196,335	165,196,335	165,196,335	165,196,335	165,196,335
	- Percentage of shares (as a % of the total shareholding of Promoter and Promoter group)	100.00	100.00	100.00	100.00	100.00	100.00
	- Percentage of shares (as a % of the total share capital of the company)	64.33	64.33	64.33	64.33	64.33	64.33

Particulars		3 months ended 30-09-2013
<b>B</b>	<b>INVESTOR COMPLAINTS</b>	
	Pending at the beginning of the quarter	Nil
	Received during the quarter	5
	Disposed off during the quarter	5
	Remaining unresolved at the end of the quarter	Nil

## SEGMENT WISE REVENUE, RESULTS AND CAPITAL EMPLOYED

(₹ Lacs)

S. No.	Particulars	3 Months ended 30.09.2013 (Unaudited)	3 months ended 30.06.2013 (Unaudited)	3 months ended 30.9.2012 (Unaudited)	Half Year Ended 30.09.2013 (Unaudited)	Half Year Ended 30.09.2012 (Unaudited)	Year Ended 31.03.2013 (Audited)
<b>1</b>	<b>Segment Revenue</b>						
	(Net sales/ Income from operations)						
(a)	Real Estate					2,650.00	2,650.00
(b)	Investment Activities						
(c)	Trading Goods						
(d)	Unallocated						
	<b>Net sales/ Income From Operations</b>					2,650.00	2,650.00
<b>2</b>	<b>Segment Result</b>						
	Profit (+)/ Loss (-) before tax and interest						
(a)	Real Estate	109.11	167.29	(106.13)	276.40	(202.54)	645.13
(b)	Investment Activities	1,856.09	2,405.35	2,385.91	4,261.44	4,744.46	9,794.59
(c)	Trading Goods						
(d)	Unallocated	(56.83)	51.37	453.86	(5.46)	484.48	233.83
	Less: Exceptional Items					500.00	7,915.34
	<b>Total Profit before Tax</b>	<b>1,379.05</b>	<b>2,100.38</b>	<b>2,204.31</b>	<b>3,479.43</b>	<b>3,473.44</b>	<b>657.81</b>
<b>3</b>	<b>Capital Employed</b>						
	(Segment Assets minus Segment Liabilities)						
(a)	Real Estate	94,177.86	89,028.78	94,846.61	94,177.86	94,846.61	88,169.20
(b)	Investment Activities	84,684.30	92,379.89	90,234.19	84,684.30	90,234.19	92,091.83
(c)	Trading Goods	566.50	567.74	564.58	566.50	564.58	602.74
(d)	Unallocated	24,991.86	21,354.13	18,584.01	24,991.86	18,584.01	20,806.64
	<b>Total Capital Employed</b>	<b>204,420.52</b>	<b>203,330.54</b>	<b>204,229.39</b>	<b>204,430.52</b>	<b>204,229.39</b>	<b>201,670.41</b>



## Standalone Statement of Assets and Liabilities

₹ Lacs)

Sl. No.	Particulars	As at 30.09.2013 (Unaudited)	As at 31.03.2013 (Audited)
<b>A</b>	<b>EQUITY AND LIABILITIES</b>		
1	Shareholders' funds		
	(a) Share capital	25,680.92	25,680.92
	(b) Reserves and surplus	178,739.60	175,989.49
	(c) Money received against share warrants	-	-
	Sub-total - Shareholders' funds	204,420.52	201,670.41
2	Share application money pending allotment		
3	Minority interest		
4	Non-current liabilities		
	(a) Long-term borrowings		
	(d) Long-term Provisions	86.05	86.05
	Sub-total - Non-Current liabilities	3,455.34	4,386.15
5	Current liabilities		
	(a) Short-term borrowings	17,500.00	17,500.00
	(b) Trade Payables	25.01	11.96
	(c) Other current liabilities	769.88	10,772.04
	(d) Short-term Provisions	349.41	187.10
	Sub-total - Current liabilities	18,644.30	28,471.10
	<b>TOTAL - EQUITY AND LIABILITIES</b>	<b>226,520.16</b>	<b>234,527.66</b>
<b>B</b>	<b>ASSETS</b>		
1	Non-current assets		
	(a) Fixed assets	1,377.87	1,455.39
	(b) Goodwill on consolidation	-	-
	(c) Non-current investments	5,161.08	5,161.08
	(d) Deferred tax assets (net)	-	-
	(e) Long-term loans and advances	71,453.25	98,783.24
	(f) Other non-current assets	2,538.52	2,539.77
	Sub-total - Non-Current assets	80,530.72	107,939.68
2	Current assets		
	(a) Current investments	28,758.59	1,979.78
	(b) Inventories	15,741.10	15,413.15
	(c) Trade receivables	100.00	150.00
	(d) Cash and cash equivalents	20,956.62	20,202.30
	(e) Short-term loans and advances	78,862.37	87,149.24
	(f) Other Current assets	1,570.76	1,693.51
	Sub-total - Current assets	145,989.44	126,587.98
	<b>TOTAL - ASSETS</b>	<b>226,520.16</b>	<b>234,527.66</b>



## Notes

1. The above financial results were reviewed by the Audit Committee and approved by the Board of Directors at its meeting held on 13th November 2013.
2. The Company recognizes Real Estate, Investing and Trading in Shares/commodities/Goods as separate Business Segments.
3. Disclosures pursuant to clause 32 of the listing agreement

The company's main activities include the business of development of Real Estate, Investment activities etc. The name of the company Oswal Chemicals & Fertilizers Limited did not match the activities of the company. Therefore, the company had changed the name of the company to "OSWAL GREENTECH LIMITED". The changed name of the company was confirmed and recorded by the Registrar of the Company, Punjab w.e.f. 23rd November 2011.

The detail of net sales/ income, expenditure and net profit or loss after tax pertaining to the said new line of the business is as under:


## Detail of Net Profit from Real Estate Segment of Company

S. No.	Particulars	30.09.2013	31.03.2013
I	Income	479.85	3,650.00
II	Expenditure	203.45	3,004.87
III	Net Profit (loss) before Tax, Interest & Exceptional Items (I - II)	276.40	645.13
IV	Interest & Finance cost	-	-
V	Exceptional Items	-	7,500.00
VI	Net Profit (loss) before Tax (III - IV - V)	276.40	(6,854.87)
VII	Tax Expenses	57.93	(1,371.50)
VIII	Net profit (loss) after tax (VI - VII)	218.47	(5,483.37)

4. The auditors have conducted a "Limited Review" of the above financial results for the quarter and half year ended 30th September 2013.

5. The auditors have conducted a "Limited Review" of the above financial results for the quarter and half year ended 30th September 2013.

By order of the Board



Anil Bhalla  
Managing Director

Place: New Delhi

Date: 13th November 2013

Regd. Office: Near Jain Colony, Vijay Inder Nagar, Daba Road, Ludhiana-141 003 (Punjab)



**T.R. Chadha & Co.,**  
Chartered Accountants

CA

**LIMITED REVIEW REPORT FOR OSWAL GREENTECH LIMITED (FORMERLY KNOWN AS OSWAL CHEMICALS & FERTILIZERS LIMITED)**

Review Report to the Board of Directors of Oswal Greentech Limited (Formerly known as Oswal Chemicals & Fertilizers limited)

We have reviewed the accompanying statement of unaudited financial results of Oswal Greentech Limited (Formerly known as Oswal Chemicals & Fertilizers limited) for the half year ended 30<sup>th</sup> September, 2013 except for the disclosures regarding 'Public Shareholding' and 'Promoter and Promoter Group Shareholding' which have been traced from the disclosures made by the management and have not been audited by us. This statement is of the Company's Management and has been approved by the Board of Directors on 13<sup>th</sup> November, 2013. Our responsibility is to issue a report on these financial statements based on our review.

We conducted our review in accordance with the Standard on Review Engagement (SRE) 2410, Engagements to Review Financial Statements issued by Institute of Chartered Accountant of India. This standard requires that we plan and perform the review to obtain moderate assurance as to whether the financial statements are free of material misstatement. A review is limited primarily to inquiries of company personnel and analytical procedures applied to financial data and thus provide less assurance than an audit. We have not performed an audit and accordingly, we do not express an audit opinion.

Based on our review conducted as above subject to paragraph (1) and (2) given below, nothing has come to our attention that causes us to believe that the accompanying statements of unaudited financial results prepared in accordance with the applicable accounting standards notified pursuant to the Companies (Accounting Standards) Rules, 2006 and other recognized accounting practices and policies has not disclosed the information required to be disclosed in terms of clause 41 of the Listing Agreements including the manner in which it is to be disclosed, or that it contains any material misstatement.

1. The Company has not disclosed how the qualifications by the Auditors on the Audited Accounts of the accounting year ended 31<sup>st</sup> March, 2013 have been resolved.



B-30, Kuthiala Building, Connaught Place, New Delhi-110001

Telephone: 91-11-43259900 Fax: 91-11-43259970 Email: [trc@trc.co.in](mailto:trc@trc.co.in)

**T.R. Chadha & Co.**  
**Chartered Accountants**

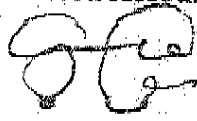
CA

2. The Status of the matters that were subject matters of auditors qualifications of the financial statements for the year ended 31<sup>st</sup> March, 2013 is as under:
- i. Regarding excess remuneration paid to the Managing Director and Other Whole Time Directors pending approval/ reconsideration from the Ministry of Corporate Affairs.

Current Status: There is no change in the status in respect of approvals/reconsideration from the Central Government and the matter still continues to be a subject matter of qualification.

Place: New Delhi  
Date: 13<sup>th</sup> November, 2013

For T. R. Chadha & Co.  
(Firm Registration No. 006711N)  
Chartered Accountant

  
Surender Kumar  
Partner  
M. No. 82982

