

Ref:TTL:SD:SE:

Date 7<sup>th</sup> May , 2012

The Deputy General Manager, Department of Corporate Services, Bombay Stock Exchange Ltd. 1 <sup>st</sup> Floor, New Trading Ring, Rotunda Building, P.J. Tower, Dalal Street, Fort, MUMBAI-400 001	The Asst. Vice President, Listing Department, National Stock Exchange of India Ltd., Exchange Plaza, 5 <sup>th</sup> Floor, Plot No. C/1, G Block, Bandra-Kurla Complex, Bandra (E), MUMBAI-400 051
Fax-022-22723121/3719/2037/2039	Fax-022-26598237/8238/8347/8348
<b>STOCK CODE: 533655</b>	<b>STOCK CODE: TRITURBINE</b>

Dear Sir,

This is to inform you that the Board of Directors of the Company have at their meeting held today i.e. 7<sup>th</sup> May , 2012 inter-alia approved/ taken on record the following:-

- (i) Annual Audited financial Results of the Company( Stand-alone and consolidated ) for the financial year ended 31<sup>st</sup> March , 2012 ; and .
- (ii) Recommended final dividend @ Re. 0.20 per fully paid up Equity Share of Re.1/- each ( 20% ) on the equity share capital of this Company for the financial year ended 31<sup>st</sup> March, 2012 for declaration by the shareholders at the forthcoming AGM.

The total dividend including two interim dividends of Re.0.45 per equity share (45%) already paid, aggregates to Re 0.65 per equity share of Re .1/- each (65% ) for the financial year ended 31<sup>st</sup> March , 2012.

- (iii) Dates of closure of the Register of Members and Share Transfer Books of the Company from Thursday 12<sup>th</sup> July, 2012 to Monday the 16<sup>th</sup> July, 2012 (both days inclusive) for the purpose of payment of final dividend on the equity share capital of the Company for the financial year ended 31<sup>st</sup> March , 2012, if declared at the forthcoming AGM.

As required under Clause 41 of the Listing Agreement, we enclose herewith Annual Audited financial Results of the Company( Stand-alone and consolidated )



alongwith notes thereon in the prescribed format for the financial year ended 31<sup>st</sup> March , 2012 for your information and records.

As required under Clause 20 of the Listing Agreement, we also enclose herewith the information on the basis of audited accounts of the Company for the financial year ended 31<sup>st</sup> March , 2012, as approved by the Board of Directors of the Company at the aforesaid meeting.

You are requested to please bring this to the notice of all concerned.


Thanking you,

Yours faithfully,  
**For Triveni Turbine Ltd.,**

*Roju Soudhney*

**Company Secretary**

Encl: As above



**TRIVENI TURBINE LIMITED**

Regd. Office :A-44, Hosiery Complex, Phase II Extension, Noida, U.P. - 201 305  
 Corp. Office :15-16 Express Trade Towers, 8th Floor, Sector-16A, Noida, U.P - 201 301

**AUDITED FINANCIAL RESULTS**  
**FOR THE YEAR ENDED 31.03.2012**

PART I

₹ in lacs

Particulars	Standalone					Consolidated	
	Year Ended					Year Ended	
	2011-12	2010-11	2009-10	2008-09	2007-08	31.03.12	31.03.11
	Unaudited	Audited	Audited	Audited	Audited	Audited	Audited
<b>1 Income from Operations</b>							
(a) Net Sales / Income from Operations (Net of excise duty)	14266	14580	16180	62907	30385	62904	30385
(b) Other Operating Income	9	45	100	281	120	81	120
<b>Total Income from Operations (Net)</b>	<b>14275</b>	<b>14625</b>	<b>16280</b>	<b>63188</b>	<b>30505</b>	<b>62985</b>	<b>30505</b>
<b>2 Expenses</b>							
(a) Cost of materials consumed	7752	8325	10840	37173	20001	37173	20001
(b) Purchases of stock-in-trade	-	-	-	-	-	-	-
(c) Changes in inventories of finished goods, work-in-progress and stock-in-trade	177	504	(721)	1103	(1171)	1103	(1171)
(d) Employee benefits expense	1028	1079	958	4610	1954	4684	1954
(e) Depreciation and amortisation expense	300	299	293	1159	588	1188	588
(f) Other expenses	1313	1175	1595	5158	2813	5350	2832
<b>Total Expenses</b>	<b>10570</b>	<b>11382</b>	<b>12965</b>	<b>49203</b>	<b>24185</b>	<b>49498</b>	<b>24204</b>
<b>3 Profit/(Loss) from Operations before Other Income, Finance costs and Exceptional Items (1-2)</b>	<b>3705</b>	<b>3243</b>	<b>3315</b>	<b>13985</b>	<b>6320</b>	<b>13487</b>	<b>6301</b>
<b>4. Other Income</b>	<b>292</b>	<b>10</b>	<b>164</b>	<b>468</b>	<b>263</b>	<b>437</b>	<b>263</b>
<b>5 Profit/(Loss) from ordinary activities before Finance costs and Exceptional Items (3+4)</b>	<b>3997</b>	<b>3253</b>	<b>3479</b>	<b>14453</b>	<b>6583</b>	<b>13924</b>	<b>6564</b>
<b>6. Finance Costs</b>	<b>290</b>	<b>200</b>	<b>299</b>	<b>959</b>	<b>471</b>	<b>959</b>	<b>471</b>
<b>7 Profit/(Loss) from ordinary activities after Finance costs but before Exceptional Items (5-6)</b>	<b>3707</b>	<b>3053</b>	<b>3180</b>	<b>13494</b>	<b>6112</b>	<b>12965</b>	<b>6093</b>
<b>8. Exceptional Items (Net) - Gain / (Loss)</b>	<b>-</b>	<b>-</b>	<b>-</b>	<b>-</b>	<b>-</b>	<b>-</b>	<b>-</b>
<b>9 Profit/(Loss) from ordinary activities before Tax (7+8)</b>	<b>3707</b>	<b>3053</b>	<b>3180</b>	<b>13494</b>	<b>6112</b>	<b>12965</b>	<b>6093</b>
<b>10. Tax Expense</b>	<b>1216</b>	<b>991</b>	<b>620</b>	<b>4386</b>	<b>1241</b>	<b>4386</b>	<b>1241</b>
<b>11 Net Profit/(Loss) from ordinary activities after Tax (9-10)</b>	<b>2491</b>	<b>2062</b>	<b>2560</b>	<b>9108</b>	<b>4871</b>	<b>8579</b>	<b>4852</b>
<b>12. Extra Ordinary Item (Net) - Gain / (Loss) (Net of Tax Benefit ₹ Nil)</b>	<b>-</b>	<b>-</b>	<b>-</b>	<b>-</b>	<b>(5598)</b>	<b>-</b>	<b>(5598)</b>
<b>13 Net Profit/(Loss) for the period (11+12)</b>	<b>2491</b>	<b>2062</b>	<b>2560</b>	<b>9108</b>	<b>(727)</b>	<b>8579</b>	<b>(746)</b>
<b>14 Share of Profit/ (Loss) of Associates</b>	<b>-</b>	<b>-</b>	<b>-</b>	<b>-</b>	<b>-</b>	<b>(161)</b>	<b>(9)</b>
<b>15 Minority Interest</b>	<b>-</b>	<b>-</b>	<b>-</b>	<b>-</b>	<b>-</b>	<b>(161)</b>	<b>(9)</b>
<b>16 Net Profit/(Loss) after taxes, minority interest and share of profit/(loss) of associates (13+14+15)</b>	<b>2491</b>	<b>2062</b>	<b>2560</b>	<b>9108</b>	<b>(727)</b>	<b>8740</b>	<b>(737)</b>
<b>17. Paid up Equity Share Capital (Face Value ₹ 1/-)</b>	<b>3299</b>	<b>3299</b>	<b>3299</b>	<b>3299</b>	<b>3299</b>	<b>3299</b>	<b>3299</b>
<b>18. Reserves excluding Revaluation Reserve</b>	<b>-</b>	<b>-</b>	<b>-</b>	<b>3284</b>	<b>(3305)</b>	<b>2906</b>	<b>(3315)</b>
<b>19i Earnings per share (before extra ordinary items) (of ₹ 1/-each) (not annualised):</b>							
(a) Basic	0.75	0.62	1.19	2.75	2.27	2.64	2.27
(b) Diluted	0.75	0.62	1.19	2.75	2.27	2.64	2.27
<b>19ii Earnings per share (after extra ordinary items) (of ₹ 1/-each) (not annualised):</b>							
(a) Basic	0.75	0.62	1.19	2.75	(0.34)	2.64	(0.34)
(b) Diluted	0.75	0.62	1.19	2.75	(0.34)	2.64	(0.34)



Particulars	2011-12				Consolidated Year Ended	
	2011-12	2010-11	2009-10	2011-12	2010-11	2009-10
	Audited	Audited	Audited	Audited	Audited	Audited
<b>PART II</b>						
<b>A PARTICULARS OF SHAREHOLDING</b>						
<b>1. Public Shareholding</b>						
- Number of Shares	82557617	82557617	-	82557617	-	82557617
- Percentage of Shareholding	25.03	25.03	-	25.03	-	25.03
<b>2. Promoters and promoter group Shareholding</b>						
<b>(a) Pledged / Encumbered</b>						
- Number of Shares	6825000	6200000	-	6825000	-	6825000
- Percentage of Shares (as a % of the total shareholding of promoter and promoter group)	2.76	2.51	-	2.76	-	2.76
- Percentage of Shares (as a % of the total share capital of the Company)	2.07	1.88	-	2.07	-	2.07
<b>(b) Non- encumbered</b>						
- Number of Shares	240497533	241122533	100000000	240497533	100000000	240497533
- Percentage of Shares (as a % of the total shareholding of promoter and promoter group)	97.24	97.49	100.00	97.24	100.00	97.24
- Percentage of Shares (as a % of the total share capital of the Company)	72.90	73.09	100.00	72.90	100.00	72.90
* Based on Pre-demerger Capital.						


Particulars	
<b>B INVESTOR COMPLAINTS</b>	
Pending at the beginning of the quarter	Nil
Received during the quarter	5
Disposed of during the quarter	5
Remaining unresolved at the end of the quarter	Nil



**STATEMENT OF ASSETS AND LIABILITIES**

₹ in lacs


Particulars	Consolidated			
	2017-18	2016-17	2015-16	2014-15
	Unaudited	Audited	Unaudited	Audited
<b>EQUITY AND LIABILITIES</b>				
<b>Shareholders' funds</b>				
Share Capital	3579	3579	3579	3579
Reserves and surplus	3284	(3305)	2906	(3315)
Sub-total -Shareholders' funds	<b>6863</b>	<b>274</b>	<b>6485</b>	<b>264</b>
<b>Minority Interest</b>			<b>379</b>	<b>90</b>
<b>Non Current Liabilities</b>				
Long Term borrowings	1670	4622	1670	4622
Deferred tax liabilities (Net)	709	582	709	582
Long-term provisions	799	788	800	788
Sub-total - Non-current liabilities	<b>3178</b>	<b>5992</b>	<b>3179</b>	<b>5992</b>
<b>Current Liabilities</b>				
Short Term borrowings	45	1252	45	1252
Trade Payables	7207	9071	7284	9089
Other current liabilities	10796	15482	11010	15483
Short-term provisions	3750	2426	3787	2426
Sub-total - current liabilities	<b>21798</b>	<b>28231</b>	<b>22126</b>	<b>28250</b>
			<b>2169</b>	<b>34596</b>
<b>ASSETS</b>				
<b>Non-current assets</b>				
Fixed assets	12374	12097	12672	12097
Non-current Investments	550	100	-	-
Long-term loans and advances	859	685	1122	685
Other non-current assets	-	-	-	-
Sub-total - Non -current assets	<b>13783</b>	<b>12882</b>	<b>13794</b>	<b>12782</b>
<b>Current assets</b>				
Current investments	1000	-	1000	-
Inventories	7911	9596	7911	9596
Trade receivables	6462	10647	6461	10646
Cash and bank balance	1181	104	1463	304
Short-term Loans and advances	1427	1218	1461	1218
Other current assets	75	50	79	50
Sub-total - Current assets	<b>18056</b>	<b>21615</b>	<b>18375</b>	<b>21814</b>
			<b>2169</b>	<b>34596</b>



**Notes:**

1. The Company primarily operates in one business segment – Power Generating Equipment and Solutions. There are no reportable geographical segments.
2. The results of the previous year ended 31.03.2011 include turbine operations for a period of six months consequent to transfer and vesting of this business into the Company from 01.10.2010 under a Court approved Scheme of Arrangement. Hence, the results of the current year are not comparable with those of the previous year.
3. The earlier retail business of the company has been discontinued and the above financials include a profit of ₹ 3 lacs for the current financial year ended 31.03.2012 and a loss of ₹ 13 lacs for the previous financial year ended 31.03.2011 relating to such business.
4. The Board of Directors has recommended a final dividend of ₹ 0.20 per equity share of Re 1/- each (20%) in addition to interim dividends aggregating to ₹ 0.45 per equity share (45%) already paid in respect of the current financial year. The Board has also recommended dividend of ₹ 0.80 per preference share of ₹ 10/- each (8%) for the current financial year.
5. The figures of the previous periods under various heads have been regrouped to the extent necessary.
6. The above results were reviewed and recommended for adoption by the Audit Committee and approved by the Board of Directors of the Company at their respective meetings held on May 7, 2012.


for TRIVENI TURBINE LTD



Dhruv M. Sawhney  
Chairman & Managing Director

Place : Noida

Date : May 7, 2012




**Triveni Turbine Ltd**

**Information in terms of Clause 20 of the listing Agreements for the financial year ended 31<sup>st</sup> March 2012.**

( Rupees in Lacs)

Sr No	PARTICULARS	Financial year ended 31.3.2012	Financial year ended 31.3.2011
1	Net Sales/Income from Operations	63188	30505
2	Other Income	468	263
3	Total Expenditure	48044	23597
4	Gross Profit (before deducting any of the following)	15612	7171
	a) Interest	959	471
	b) Depreciation	1036	517
	c) Amortisation	123	71
	d) Exceptional items ( net) – ( Gain) / Loss	-	5598
	e) Tax Provisions		
5	Net Profit	13494	514
5A	Amount available for appropriation		
	a) Net amount after tax	9108	(727)
	b) Surplus brought forward	(3305)	(2578)
6	Appropriation of profit and reserves		
	a) Divided adjustment of previous year	-	-
	b) General Reserves		
	Interim Dividend already paid on equity shares ( including tax):	1726	-
	Final Dividend proposed on preference shares ( including tax)	26	-
	Final Dividend proposed on equity shares ( including tax)	767	-
	Surplus carried forward	3284	(3305)
7	Cumulative Profit/ Loss	3284	(3305)



8	Dividend ( in Rs )		
	a) Per ordinary Shares –Interim - Final	0.45	-
	b) Per right share, if any	0.20	-
	c) Per bonus share , if any	-	-
	d) Per share arising on conversion	-	-
9	Paid-up Equity Capital	3299	3299
10	Reserves except Revaluation Reserves	3284	(3305)

**Triveni Turbine Limited**

*Rajiv Sankhya*

**Company Secretary**