



05.11.2014

M/s. National Stock Exchange of India Ltd
Listing Department
Exchange Plaza,
Bandra Kurla Complex
Bandra [East]
Mumbai - 400 051

Dear Sirs,

022-26598237 / 38

Sub: Outcome of the Board Meeting

This is to inform you that the Board of Directors of the Company at its meeting held on 05.11.2014 has, inter alia, considered and taken on record the Un-audited Financial Results (both standalone & consolidated results) of the Company for the quarter and half year ended 30th September 2014, copies of which are enclosed for your records.

The aforesaid financial results may kindly be taken on record.

Thanking you,

Yours faithfully,
For Sicagen India Limited

A handwritten signature in black ink, appearing to read "G Arunmozhi".

G Arunmozhi
Head Legal & Company Secretary

Encl: a/a

Copy to National Stock Exchange of India Ltd, Chennai

Sicagen India Limited.

Head Office: 4th floor, SPIC House, 88, Mount Road, Guindy, Chennai-600032, India.

Tel: +91 44 3007 0300 Fax: +91 44 3007 0399 www.sicagen.com

Registered Office: Adayar House, Chennai-600085, India. CIN : L74900TN2004PLC053467

Standalone

Sicagen India Limited

Regd Office : Adyar House, Chennai - 600085

Corporate Office : IV FLOOR, Spic House, 88, Mount Road, Guindy, Chennai - 600032

(CIN 74900TN2004PLC053467)



Unaudited Standalone Financial Results for the quarter and half-year ended September 30, 2014

(Rs. in lakhs)

Particulars	Quarter ended			Half year ended		Year ended
	30.09.14 (Unaudited)	30.06.14 (Unaudited)	30.09.13 (Unaudited)	30.09.14 (Unaudited)	30.09.13 (Unaudited)	31.03.14 (Audited)
Income from operations						
(a) Net sales/income from operations (Net of excise duty)	17555	16939	17033	34494	35775	67423
(b) Other operating income	62	74	86	136	120	216
Total income from operations (net)	17617	17013	17119	34630	35895	67639
Expenses						
(a) Cost of materials consumed	1179	999	787	2178	1828	3287
(b) Purchases of stock-in-trade	14397	14709	14776	29106	31130	58107
(c) Changes in inventories of finished goods, work-in-progress and stock-in-trade	736	(18)	(5)	718	(271)	796
(d) Employee benefits expense	642	577	593	1219	1208	2282
(e) Depreciation and amortisation expense	100	103	67	203	139	391
(f) Other expenses	634	582	628	1216	1216	2627
Total expenses	17688	16952	16846	34640	35250	67490
Profit / (Loss) from operations before other income, finance costs and exceptional items	(71)	61	273	(10)	645	149
Other income	33	25	25	58	34	2497
Profit / (Loss) from ordinary activities before finance costs and exceptional items	(38)	86	298	48	679	2646
Finance costs	219	182	250	401	514	928
Profit / (Loss) from ordinary activities after finance costs but before exceptional items	(257)	(96)	48	(353)	165	1718
Exceptional items (Net)	-	-	-	-	-	(641)
Profit / (Loss) from ordinary activities before tax	(257)	(96)	48	(353)	165	1077
Tax expense	(29)	(10)	(45)	(39)	9	(9)
Net Profit / (Loss) from ordinary activities after tax	(228)	(86)	93	(314)	156	1086
Extraordinary items	-	-	-	-	-	-
Net Profit / (Loss) for the period	(228)	(86)	93	(314)	156	1086
Paid-up equity share capital (Face Value of ₹ 10/- each)	3957	3957	3957	3957	3957	3957
Reserve excluding Revaluation Reserves as per balance sheet of previous accounting year						37606
Earnings per share (before exceptional items) (of ₹ 10/- each) (not annualised):						
Basic and Diluted	(0.58)	(0.22)	0.24	(0.79)	0.39	4.36
Earnings per share (after exceptional items) (of ₹ 10/- each) (not annualised):						
Basic and Diluted	(0.58)	(0.22)	0.24	(0.79)	0.39	2.74



Standalone**Sicagen India Limited**

Regd Office : Adyar House, Chennai - 600085


Corporate Office : IV FLOOR, Spic House, 88, Mount Road, Guindy, Chennai - 600032

(CIN 74900TN2004PLC053467)


**Standalone Segmentwise Revenue, Results and Capital Employed
for the quarter and half year ended September 30, 2014**

(Rs. in lakhs)

S.No.	Particulars	Quarter ended			Half year ended		Year ended
		30.09.14 (Unaudited)	30.06.14 (Unaudited)	30.09.13 (Unaudited)	30.09.14 (Unaudited)	30.09.13 (Unaudited)	31.03.14 (Audited)
A	SEGMENT REVENUE						
	a) Trading	16517	15877	15821	32394	33814	63397
	b) Manufacturing	1103	1136	1300	2239	2085	4248
	TOTAL	17620	17013	17121	34633	35899	67645
	Less: Inter Segment Sales	3	-	2	3	4	6
	Net Income from Operations/Sales	17617	17013	17119	34630	35895	67639
B	SEGMENT RESULTS						
	a) Trading	236	276	401	512	982	1814
	b) Manufacturing	63	87	180	150	212	314
	TOTAL	299	363	581	662	1194	2128
	Less : Interest	211	161	242	372	493	778
	Other Un-allocable Expenditure net of un-allocable Income	345	(298)	291	643	536	(368)
	Total Profit before tax and Exceptional Items	(257)	(96)	48	(353)	165	1718
	Exceptional items (Net)						(641)
	Total Profit before tax	(257)	(96)	48	(353)	165	1077
C	CAPITAL EMPLOYED (Segment Assets- Segment Liabilities)						
	a) Trading	13114	12763	11694	13114	12015	13871
	b) Manufacturing	1860	1709	1632	1860	2020	1379
	Total	14974	14472	13326	14974	14035	15250
	Other un-allocable Corporate Assets less other unallocable Corporate Liabilities	26273	27005	27197	26273	26964	26313



Standalone

Sicagen India Limited

Regd Office : Adyar House, Chennai - 600085

Corporate Office : IV FLOOR, Spic House, 88, Mount Road, Guindy, Chennai - 600032

(CIN 74900TN2004PLC053467)



Select information for the quarter and half year ended September 30, 2014

	Particulars	Quarter ended			Half year ended		Year ended
		30.09.14 (Unaudited)	30.06.14 (Unaudited)	30.09.13 (Unaudited)	30.09.14 (Unaudited)	30.09.13 (Unaudited)	31.03.14 (Audited)
A	PARTICULARS OF SHAREHOLDING						
1	Public shareholding						
	- Number of shares	22952896	22952896	22487833	22952896	22487833	22487833
	- Percentage of shareholding	58.00	58.00	56.83	58.00	56.83	56.83
2	Promoters and Promoter Group Shareholding **						
	a) Pledged / Encumbered						
	- Number of shares	Nil	Nil	Nil	Nil	Nil	Nil
	- Percentage of shares (as a % of the total shareholding of promoter and promoter group)	Nil	Nil	Nil	Nil	Nil	Nil
	- Percentage of shares (as a % of the total share capital of the company)	Nil	Nil	Nil	Nil	Nil	Nil
	b) Non - encumbered						
	- Number of shares	16618788	16618788	17083851	16618788	17083851	17083851
	- Percentage of shares (as a % of the total shareholding of the Promoter and Promoter group)	100	100	100	100	100	100
	- Percentage of shares (as a % of the total share capital of the company)	42.00	42.00	43.17	42.00	43.17	43.17

	Particulars	Quarter ended September 30, 2014
B	INVESTOR COMPLAINTS	
	Pending at the beginning of the quarter	0
	Received during the quarter	6
	Disposed of during the quarter	5
	Remaining unresolved at the end of the quarter	1



Sicagen India Limited

Regd Office : Adyar House, Chennai - 600085

Corporate Office : IV FLOOR, Spic House, 88, Mount Road, Guindy, Chennai - 600032


(CIN 74900TN2004PLC053467)



(Rs. in lakhs)

Standalone Statement of Assets & Liabilities as at 30th September 2014

Particulars	As at half year ended		As at year ended
	30.09.14 (Unaudited)	30.09.13 (Unaudited)	31.03.14 (Audited)
EQUITY AND LIABILITIES			
Shareholders' Funds			
Share Capital	3957	3957	3957
Reserves and Surplus	37292	37042	37606
	41249	40999	41563
Non-Current Liabilities			
Long-Term Borrowings	1098	1488	1165
Deferred Tax Liabilities (Net)	341	498	380
Other Long Term Liabilities	475	629	474
Long-Term Provisions	3232	3887	3200
	5146	5702	5219
Current Liabilities			
Short-Term Borrowings	4872	7069	6039
Trade Payables	4124	4419	4354
Other Current Liabilities	1594	1381	1438
Short-Term Provisions	20	195	498
	10610	13064	12329
TOTAL - EQUITY & LIABILITIES	57005	59765	59111
ASSETS			
Non-Current Assets			
Fixed Assets	3436	3420	3595
Non-Current Investments	13498	13498	13498
Long-Term Loans and Advances	19781	19921	19539
Other Non-Current Assets	3208	2850	2998
	39923	39689	39630
Current Assets			
Inventories	6249	8551	6829
Trade Receivables	8547	9277	8445
Cash and Cash Equivalents	1190	498	2472
Short-Term Loans and Advances	1096	1750	1734
Other Current Assets	-	-	1
	17082	20076	19481
TOTAL - ASSETS	57005	59765	59111



STANDALONE**Sicagen India Limited**

Regd Office : Adyar House, Chennai - 600085

Corporate Office : IV FLOOR, Spic House, 88, Mount Road, Guindy, Chennai - 600032
(CIN 74900TN2004PLC053467)**NOTES**

- 1 Clause 41 of the Listing agreement requires Companies to either publish standalone or consolidated financial results in the newspaper. The Company in compliance with this provision, has opted to publish the consolidated financial results. The standalone financial results will, however be made available to BSE and NSE and will also be posted on the Company's website www.sicagen.com.
- 2 The above unaudited results of the Company were reviewed by the Audit Committee and approved by the Board of Directors at its meeting held on 05.11.14.
- 3 Segment Definition - Trading segment comprises of Building Materials, Vehicle Sales & Governor Services, Manufacturing segment relates to manufacture of Drums, Speciality Chemicals & Boat Building.
- 4 Provision for Tax includes Current Tax and Deferred Tax.
- 5 Figures for the previous periods have been regrouped, reclassified and rearranged wherever necessary.

For and on behalf of the Board

A handwritten signature in black ink, appearing to read "Devidas Mali".

Devidas Mali
COO & Whole Time DirectorPlace : Chennai
Date : 05.11.14

Consolidated

Sicagen India Limited

Regd Office : Adyar House, Chennai - 600085

Corporate Office : IV FLOOR, Spic House, 88, Mount Road, Guindy, Chennai - 600032

(CIN 74900TN2004PLC053467)



(Rs. in lakhs)

Unaudited Consolidated Financial Results for the quarter and half-year ended September 30, 2014

Particulars	Quarter ended			Half year ended		Year ended
	30.09.14 (Unaudited)	30.06.14 (Unaudited)	30.09.13 (Unaudited)	30.09.14 (Unaudited)	30.09.13 (Unaudited)	31.03.14 (Audited)
Income from operations						
(a) Net sales/Income from operations (Net of excise duty)	21526	21673	21152	43199	44084	84611
(b) Other operating income	62	74	86	136	120	216
Total income from operations (net)	21588	21747	21238	43335	44204	84827
Expenses						
(a) Cost of materials consumed	4254	5017	4502	9271	8926	17287
(b) Purchases of stock-in-trade	14398	14709	14778	29107	31132	58108
(c) Changes in inventories of finished goods, work-in-progress and stock-in-trade	867	(37)	(332)	630	(487)	932
(d) Employee benefits expense	929	812	819	1741	1643	3323
(e) Depreciation and amortisation expense	162	160	120	322	240	624
(f) Other expenses	989	946	975	1935	1865	3876
Total expenses	21599	21607	20862	43206	43319	84150
Profit / (Loss) from operations before other income, finance costs and exceptional items	(11)	140	376	129	885	677
Other income	80	97	35	177	51	2567
Profit / (Loss) from ordinary activities before finance costs and exceptional items	69	237	411	306	936	3244
Finance costs	221	185	252	406	520	941
Profit / (Loss) from ordinary activities after finance costs but before exceptional items	(152)	52	159	(100)	416	2303
Exceptional items (Net)	-	-	-	-	-	(641)
Profit / (Loss) from ordinary activities before tax	(152)	52	159	(100)	416	1662
Tax expense	9	-	(41)	9	37	58
Net Profit / (Loss) from ordinary activities after tax	(161)	52	200	(109)	379	1604
Extraordinary items	-	-	-	-	-	-
Net Profit / (Loss) for the period	(161)	52	200	(109)	379	1604
Paid-up equity share capital (Face Value of Rs 10/- each)	3957	3957	3957	3957	3957	3957
Reserve excluding Revaluation Reserves as per balance sheet of previous accounting year						44101
Earnings per share (before exceptional items) (of ₹ 10/- each) (not annualised):						
Basic and Diluted	(0.41)	0.13	0.51	(0.28)	0.96	5.67
Earnings per share (after exceptional items) (of ₹ 10/- each) (not annualised):						
Basic and Diluted	(0.41)	0.13	0.51	(0.28)	0.96	4.05



Consolidated**Sicagen India Limited**

Regd Office : Adyar House, Chennai - 600085


Corporate Office : IV FLOOR, Spic House, 88, Mount Road, Guindy, Chennai - 600032

(CIN 74900TN2004PLC053467)


**Consolidated Segmentwise Revenue, Results and Capital Employed
for the quarter and half year ended September 30, 2014**

(Rs. in lakhs)

S.No.	Particulars	Quarter ended			Half year ended		Year ended
		30.09.14 (Unaudited)	30.06.14 (Unaudited)	30.09.13 (Unaudited)	30.09.14 (Unaudited)	30.09.13 (Unaudited)	31.03.14 (Audited)
A	SEGMENT REVENUE						
	a) Trading	16517	15877	15821	32394	33814	63397
	b) Manufacturing	5074	5870	5419	10944	10394	21436
	TOTAL	21591	21747	21240	43338	44208	84833
	Less: Inter Segment Sales	3	-	2	3	4	6
	Net Income from Operations/Sales	21588	21747	21238	43335	44204	84827
B	SEGMENT RESULTS						
	a) Trading	236	276	401	512	982	1814
	b) Manufacturing	167	237	295	404	467	919
	TOTAL	403	513	696	916	1449	2733
	Less: Interest	211	161	242	372	493	782
	Other Un-allocable Expenditure net of un-allocable Income	344	(300)	295	644	540	(352)
	Total Profit before tax and Exceptional Items	(152)	52	159	(100)	416	2303
	Exceptional items (Net)	-	-	-	-	-	(641)
	Total Profit before tax	(152)	52	159	(100)	416	1662
C	CAPITAL EMPLOYED (Segment Assets- Segment Liabilities)						
	a) Trading	13114	12763	12015	13114	12015	13871
	b) Manufacturing	7467	7196	7624	7467	7625	6837
	Total	20581	19959	19639	20581	19640	20708
	Other un-allocable Corporate Assets less other unallocable Corporate Liabilities	27309	28040	28023	27309	28023	27350



Consolidated

Sicagen India Limited

Regd Office : Adyar House, Chennai - 600085

Corporate Office : IV FLOOR, Spic House, 88, Mount Road, Guindy, Chennai - 600032

(CIN 74900TN2004PLC053467)



Select information for the quarter and half year ended September 30, 2014

	Particulars	Quarter ended			Half year ended		Year ended
		30.09.14 (Unaudited)	30.06.14 (Unaudited)	30.09.13 (Unaudited)	30.09.14 (Unaudited)	30.09.13 (Unaudited)	31.03.14 (Audited)
A	PARTICULARS OF SHAREHOLDING						
1	Public shareholding						
	- Number of shares	22952896	22952896	22487833	22952896	22487833	22487833
	- Percentage of shareholding	58.00	58.00	56.83	58.00	56.83	56.83
2	Promoters and Promoter Group Shareholding **						
	a) Pledged / Encumbered						
	- Number of shares	Nil	Nil	Nil	Nil	Nil	Nil
	- Percentage of shares (as a % of the total shareholding of promoter and promoter group)	Nil	Nil	Nil	Nil	Nil	Nil
	- Percentage of shares (as a % of the total share capital of the company)	Nil	Nil	Nil	Nil	Nil	Nil
	b) Non - encumbered						
	- Number of shares	16618788	16618788	17083851	16618788	17083851	17083851
	- Percentage of shares (as a % of the total shareholding of the Promoter and Promoter group)	100	100	100	100	100	100
	- Percentage of shares (as a % of the total share capital of the company)	42.00	42.00	43.17	42.00	43.17	43.17

	Particulars	Quarter ended September 30, 2014
B	INVESTOR COMPLAINTS	
	Pending at the beginning of the quarter	0
	Received during the quarter	6
	Disposed of during the quarter	5
	Remaining unresolved at the end of the quarter	1



Sicagen India Limited

Regd. Office : Adyar House, Chennai - 600085

Corporate Office : IV FLOOR, Spic House, 88, Mount Road, Guindy, Chennai - 600032

(CIN 74900TN2004PLC053467)



(Rs. in lakhs)

Consolidated Statement of Assets & Liabilities as at 30th September 2014

Particulars	As at half year ended		As at year ended
	30.09.14 (Unaudited)	30.09.13 (Unaudited)	31.03.14 (Audited)
EQUITY AND LIABILITIES			
Shareholders' Funds			
Share Capital	3957	3957	3957
Reserves and Surplus	43933	43706	44101
	47890	47663	48058
Non-Current Liabilities			
Long-Term Borrowings	1098	1488	1165
Deferred Tax Liabilities (Net)	428	580	468
Other Long Term Liabilities	523	638	474
Long-Term Provisions	3233	3087	3200
	5282	5793	5307
Current Liabilities			
Short-Term Borrowings	4873	7069	6039
Trade Payables	5173	4894	4814
Other Current Liabilities	2000	1692	1674
Short-Term Provisions	90	252	558
	12136	13907	13085
TOTAL - EQUITY & LIABILITIES	65308	67363	66450
ASSETS			
Non-Current Assets			
Fixed Assets	6232	6549	6356
Non-Current Investments	10028	10031	10029
Long-Term Loans and Advances	18200	18349	17997
Other Non-Current Assets	4749	4392	4540
	39209	39321	38922
Current Assets			
Inventories	10270	11744	10561
Trade Receivables	12667	12526	12393
Cash and Cash Equivalents	1629	1793	2788
Short-Term Loans and Advances	1533	1979	1785
Other Current Assets	-	-	1
	26099	28042	27528
TOTAL - ASSETS	65308	67363	66450



CONSOLIDATED**Sicagen India Limited**

Regd Office : Adyar House, Chennai - 600085

Corporate Office : IV FLOOR, Spic House, 88, Mount Road, Guindy, Chennai - 600032
(CIN 74900TN2004PLC053467)**NOTES**

- 1 Clause 41 of the Listing agreement requires Companies to either publish standalone or consolidated financial results in the newspaper. The Company in compliance with this provision, has opted to publish the consolidated financial results. The standalone financial results will, however be made available to BSE and NSE and will also be posted on the Company's website www.sicagen.com.
- 2 The above unaudited results of the Company were reviewed by the Audit Committee and approved by the Board of Directors at its meeting held on 05.11.14.
- 3 Segment Definition - Trading segment comprises of Building Materials, Vehicle Sales & Governor Services, Manufacturing segment relates to manufacture of Drums, Speciality Chemicals & Boat Building.
- 4 Provision for Tax includes Current Tax and Deferred Tax.
- 5 Figures for the previous periods have been regrouped, reclassified and rearranged wherever necessary.

For and on behalf of the Board

A handwritten signature in black ink, appearing to read "Devidas Mall", written over a horizontal line.

Devidas Mall
COO & Whole Time DirectorPlace : Chennai
Date : 05.11.14