

Ref. No. SH/13/2016.
27th October, 2016.


National Stock Exchange of India Ltd.,
Exchange Plaza, 5th floor,
Plot No. C/1, G. Block,
Bandra-Kurla Complex,
Bandra (East),
MUMBAI – 400051
Dear Sirs,

Re. : (i) Unaudited Standalone and Consolidated Financial Results for the Second Quarter ended 30th September, 2016, alongwith Limited Review Report and Press Release.
(ii) Recommendation of Interim Dividend on Equity Shares.

This is to inform you that a meeting of the Board of Directors of the Company was held on Thursday, the 27th October, 2016, and considered the following:-

- (i) Adopted the Unaudited Standalone and Consolidated Financial Results for the Second Quarter ended 30th September, 2016.
- (ii) Recommended Interim Dividend @ 150% i.e. Rs. 3/- (Rupees Three only) per Share on 12,70,26,870 Nos. of Equity Shares of Rs. 2/- each (F.V.).


Accordingly, we enclose herewith the Unaudited Standalone and Consolidated Financial Results for the Second Quarter ended on 30th September, 2016, alongwith limited review report of the Auditors. A copy of the Press Release issued in this regard is also attached herewith.

The Meeting Commenced at 11.00 a.m. and concluded at 12.20 pm. 

Please find the same in order.

Thanking you,




Yours faithfully,
For The Supreme Industries Ltd.


(R.J. Saboo)
AVP(Corporate Affairs) &
Company Secretary

Encl. : a/a.

The Supreme Industries Limited

Regd. Off. : 612, Raheja Chambers, Nariman Point, Mumbai-400 021. INDIA
CIN : L35920MH1942PLC003554 PAN : AAAC1344F

+91 (022) 22820072, 22851656 
+91 (022) 22851657, 30925825 
sil_narimanpoint@supreme.co.in 

Corp. Off. : 1161 & 1162, Solitaire Corporate Park, 167, Guru Hargovindji Marg, Andheri- Ghatkopar Link Road, Chakala, Andheri (East), Mumbai-400093, INDIA  +91 (022) 67710000, 40430000  +91 (022) 67710099, 40430099  sil_ho@supreme.co.in  www.supreme.co.in

The Supreme Industries Limited

CIN : L35920MH1942PLC003554; Regd. Office: 612, Raheja Chambers, Nariman Point, Mumbai 400 021; Website : www.supreme.co.in; Tel: 91 22 22851656; Fax: 91 22 22851657

Statement of Unaudited Standalone Financial Results for the Quarter and Half year Ended 30th September, 2016.



Rs. In Lacs

Particulars	Quarter ended	Quarter ended	Quarter ended	Half Year ended	Previous Year
	30.09.2016 (Reviewed)	30.06.2016 (Reviewed)	30.09.2015 (Reviewed)	30.09.2016 (Reviewed)	31.03.2016 (9 Months) (Reviewed)
1(a) Income from Operations	98450.32	132992.06	85996.76	231442.38	331423.32
Less: Excise Duty	10649.35	14548.21	9392.15	25197.55	36770.39
	87800.97	118443.85	76604.61	206244.83	294652.93
1(b) Other Operating Income	466.96	469.15	322.90	936.10	1629.48
Total Income from Operations (Net)	88267.93	118913.00	76927.51	207180.93	296282.41
2 Expenses					
(a) Cost of Materials consumed	62065.23	73242.31	61072.19	135307.54	191698.30
(b) Purchase of Traded Goods	2105.78	3255.16	2254.73	5360.94	5333.92
(c) Changes in inventories of finished goods, work-in-progress and stock-in-trade	(9633.88)	(693.84)	(13914.76)	(10327.72)	(7018.01)
(d) Employee benefits expense	5069.33	5134.53	4205.15	10203.86	14664.48
(e) Depreciation and amortisation expense	3739.07	3704.23	3348.80	7443.30	10456.68
(f) Other expenses	15336.65	17865.15	14398.26	33201.80	45391.69
Total Expenses	78682.18	102507.54	71364.37	181189.72	260527.06
3 Profit from operations before other income, finance costs and exceptional items (1-2)	9585.75	16405.46	5563.14	25991.21	35755.35
4 Other Income	156.04	60.15	583.94	216.19	961.02
5 Profit from ordinary activities before finance costs and exceptional items (3 + 4)	9741.79	16465.61	6147.08	26207.40	36716.37
6 Finance Costs	864.43	972.04	1205.14	1836.47	2965.86



7	Profit from ordinary activities after finance costs but before exceptional items (5 - 6)	8877.36	15493.57	4941.94	24370.93	33750.51
8	Exceptional Income/(Loss)	-	-	-	-	(768.90)
9	Profit before tax (7 + 8)	8877.36	15493.57	4941.94	24370.93	32981.61
10	Tax expense	3125.00	5340.00	1690.00	8465.00	11689.30
11	Net Profit after tax (9 - 10)	5752.36	10153.57	3251.94	15905.93	21292.31
12	Other Comprehensive Income (net of tax)					(142.68)
13	Total Comprehensive Income (after tax) (11+12)	5752.36	10153.57	3251.94	15905.93	21149.63
14	Paid-up equity share capital (Face Value Rs. 2/-)	2540.54	2540.54	2540.54	2540.54	2540.54
15	Reserve excluding Revaluation Reserves					119673.00
16	Earning per Share (Before exceptional Income/Loss) - Basic & Diluted (Rs.)	4.53	7.99	2.56	12.52	17.48
17	Earning per Share (After exceptional Income/Loss) - Basic & Diluted (Rs.)	4.53	7.99	2.56	12.52	16.87
18	Cash earning per Share (Before exceptional Income/Loss) - Basic & Diluted (Rs.)	7.47	10.91	5.20	18.38	25.71
19	Cash earning per Share (After exceptional Income/Loss) - Basic & Diluted (Rs.)	7.47	10.91	5.20	18.38	25.11



The Supreme Industries Limited

CIN : L35920MH1942PLC003554; Regd. Office: 612, Raheja Chambers, Nariman Point, Mumbai 400 021; Website : www.supreme.co.in; Tel. 91 22 22851656; Fax: 91 22 22851657



Statement of Unaudited Consolidated Financial Results for the Quarter and Half year Ended 30th September, 2016.

(Rs. In Lacs)

Particulars	Quarter ended	Quarter ended	Quarter ended	Half Year ended	Previous Year
	30.09.2016 (Reviewed)	30.06.2016 (Reviewed)	30.09.2015 (Reviewed)	30.09.2016 (Reviewed)	ended 31.03.2016 (9 Months) (Reviewed)
1(a) Income from Operations	98470.13	133012.59	86002.55	231482.72	331425.30
Less: Excise Duty	10649.35	14548.21	9392.15	25197.65	36770.39
	87820.78	118464.38	76610.40	206285.17	294654.91
1(b) Other Operating Income	466.96	469.15	322.90	936.10	1626.95
Total Income from Operation (Net)	88287.74	118933.53	76933.30	207221.27	296281.86
2 Expenses					
(a) Cost of Materials consumed	62065.23	73242.31	61072.19	135307.54	191698.30
(b) Purchase of Traded Goods	2120.24	3272.85	2254.73	5393.09	5315.09
(c) Changes in inventories of finished goods, work-in-progress and stock-in-trade	(9633.88)	(693.84)	(13914.76)	(10327.72)	(7018.01)
(d) Employees' Benefit Expenses	5093.18	5136.72	4215.86	10229.90	14707.21
(e) Depreciation and amortisation expenses	3739.07	3704.27	3348.85	7443.34	10456.79
(f) Other expenses	15308.77	17863.82	14389.02	33172.59	45357.35
	78692.61	102626.13	71365.89	181218.74	260516.73
3 Profit from operations before other income, finance costs and exceptional items (1-2)	9595.13	16407.40	5567.41	26002.53	35765.13
4 Other Income	156.04	60.15	149.89	216.19	92.93
5 Profit from ordinary activities before finance costs and exceptional items (3 + 4)	9751.17	16467.55	5717.30	26218.72	35858.06
6 Finance Cost	864.44	972.11	1205.18	1836.55	2966.52
7 Profit from ordinary activities after finance costs but before exceptional items (5 - 6)	8886.73	15495.44	4512.12	24382.17	32891.54
8 Exceptional Income/(Loss)	-	-	-	-	(768.90)
9 Profit before Tax (7 + 8)	8886.73	15495.44	4512.12	24382.17	32122.64
10 Tax expenses	3125.00	5340.00	1690.00	8465.00	11689.30
11 Net Profit after Taxes (9 - 10)	5761.73	10155.44	2822.12	15917.17	20433.34



12	Other Comprehensive Income (net of tax)							(142.69)
13	Total Comprehensive Income (after tax) (11+12)	5761.73	10155.44	2822.12	15917.17	20290.66		20290.66
14	Share of Profit in an Associate	857.92	1367.77	(748.24)	2225.69	1701.66		1701.66
15	Net Profit after taxes and share of Profit of an Associate (13 + 14)	6619.65	11523.21	2073.88	18142.87	21992.32		21992.32
16	Paid Up Equity Share Capital (Face Value Rs. 2)	2540.54	2540.54	2540.54	2540.54	2540.54		2540.54
17	Reserves Excluding Revaluation Reserve							129061.19
18	Earning per Share (Before exceptional Income/Loss) - Basic & Diluted (Rs.)	5.21	9.07	1.63	14.28	18.03		18.03
19	Earning per Share (After exceptional Income/Loss) - Basic & Diluted (Rs.)	5.21	9.07	1.63	14.28	17.43		17.43
20	Cash earning per Share (Before exceptional Income/Loss) - Basic & Diluted (Rs.)	8.15	11.99	4.27	20.14	26.26		26.26
21	Cash earning per Share (After exceptional Income/Loss) - Basic & Diluted (Rs.)	8.15	11.99	4.27	20.14	25.66		25.66



The Supreme Industries Limited

CIN : L35920MH1942PLC003554; Regd. Office: 612, Raheja Chambers, Nariman Point, Mumbai 400 021; Website : www.supreme.co.in; Tel. 91 22 22851656; Fax: 91 22 22851657

Statement of Assets and Liabilities as on 30th September, 2016.

Supreme
People who know practice best

(Rs. In Lacs)

PARTICULARS	Standalone		Consolidated	
	As at September 30, 2016	As at March 31, 2016	As at September 30, 2016	As at March 31, 2016
ASSETS				
(1) Non-Current Assets				
(a) Property, Plant & Equipment	117,532.27	117071.35	117,532.35	117071.84
(b) Capital work-in-progress	7,813.20	6749.07	7,813.20	6749.07
(c) Intangible assets	1,138.52	1395.57	1,138.52	1395.57
(d) Financial assets				
(i) Investments	3,364.57	3362.23	14,847.32	12647.14
(ii) Deposits	1,650.13	1540.13	1,650.13	1540.13
(iii) Other financial assets	25.62	24.53	25.62	24.53
(e) Income Tax Assets	2,070.94	1868.39	2,070.94	1868.39
(f) Other non-current assets	5,097.57	3970.53	5,097.57	3970.53
Total Non-current Assets	138692.82	135981.80	150175.65	145267.20
(2) Current Assets				
(a) Inventories	71823.06	55857.15	71823.05	55857.15
(b) Financial assets				
(i) Trade receivables	26041.43	23616.88	26041.32	23622.02
(ii) Cash & Cash equivalents	1350.33	2503.57	1417.33	2555.63
(iii) Bank Balances other than above	338.00	336.87	338.00	336.87
(iv) Deposits	626.08	602.08	626.08	615.80
(v) Other financial assets	148.39	174.78	148.39	174.78
(c) Other current assets	16425.70	13272.34	16438.74	13272.34
Total Current Assets	116752.99	96363.67	116832.91	96434.59
TOTAL ASSETS	255445.81	232345.47	267008.56	241701.79
EQUITY AND LIABILITIES				
EQUITY				
(a) Equity Share Capital	2540.54	2540.54	2540.54	2540.54
(b) Other Equity	135578.92	119673.00	147176.20	129061.19
Total Equity	138119.46	122213.54	149716.74	131601.73
LIABILITIES				
(1) Non-Current Liabilities				
(a) Financial liabilities				
(i) Borrowings	3158.94	6383.80	3158.94	6383.80
(ii) Deposits	126.60	104.25	126.60	104.25
(b) Provisions	1293.64	1152.45	1293.64	1152.45
(c) Deferred tax liabilities (Net)	10547.75	10547.75	10547.75	10547.75
Total Non-current Liabilities	15126.93	18188.25	15126.93	18188.25
(2) Current Liabilities				
(a) Financial liabilities				
(i) Borrowings	38210.64	16387.87	38210.64	16387.86
(ii) Trade Payables	31752.72	34425.22	31752.72	34393.36
(iii) Deposits	52.79	50.69	52.79	50.69
(iv) Other financial liabilities	6487.88	18590.15	6487.88	18590.15
(b) Other Current liabilities	23839.67	20637.52	23805.14	20637.52
(c) Provisions	417.06	349.31	417.06	349.31
(d) Income Tax liabilities (Net)	1438.66	1502.92	1438.66	1502.92
Total Current Liabilities	102199.42	91943.68	102164.89	91911.81
TOTAL EQUITY AND LIABILITIES	255445.81	232345.47	267008.56	241701.79



Notes:



1 The Company sold 66,808 MT of Plastic goods and achieved net product turnover of Rs. 864.40 Crores during the 2nd quarter of the current year against sales of 57,226 MT of Plastic goods and achieved net product turnover of Rs. 755.21 Crores in the corresponding quarter of previous year achieving volume & product value growth of about 17% and 14% respectively. The Company sold 1,63,853 MT of Plastic goods and achieved net product turnover of Rs. 2,036.55 Crores during the 1st half year of the current year against sales of 1,51,270 MT and net product turnover of Rs. 1,959.26 crores in the corresponding half year of previous year achieving volume & product value growth of about 8% and 4% respectively. During the current year, Company envisages volume growth between 12% to 15% over the corresponding period of previous year.

2 The Board of Directors has considered the payment of interim dividend for the financial year 2016-17 @150% i.e. Rs. 3/- per share of Rs. 2/- each and will be paid to the shareholders on the shares held as on the record date i.e. 8th November, 2016.

3 (a) The Company has adopted Indian Accounting Standard (Ind-AS) from April 1, 2016 and accordingly, these financial results have been prepared in accordance with the recognition and measurement principles laid down in the Ind-AS 34-Interim Financial Reporting prescribed under section 133 of The Companies Act, 2013 read with relevant rules issued thereunder and other accounting principles generally accepted in India.

(b) Company's previous financial year 2015-16 was for 9 months i.e. July 1' 2015 to March 31' 2016. disclosure of results for the previous year's corresponding half year is not required. Figures of previous year have been regrouped wherever necessary.

4 Reconciliation between Reserves as at March 31' 2016 and financial results, as previously prepared and reported in accordance with generally accepted accounting principals in India (referred to as "Previous GAAP") and Ind-AS for quarter/year are as under :

Particulars	Notes	Standalone			Consolidated		
		Quarter ended September 30, 2015	Previous year ended March 31, 2016 (9 Months)	Other Equity Reconciliation as on 31/03/16	Quarter ended September 30, 2015	Previous year ended March 31, 2016 (9 Months)	Other Equity Reconciliation as on March 31, 2016
Net Profit as per Previous GAAP		3625.74	21309.91	119625.45	2454.31	22124.74	128985.79
Fair Valuation of Investments and Financial assets through Profit & Loss	4.1	(2.86)	(6.89)	(10.24)	(2.86)	(6.89)	(10.24)
Fair Valuation of Financial Liabilities at amortised cost	4.1	(8.31)	(6.73)	70.52	(8.31)	(6.73)	70.52
Impact of measuring Derivative financial instruments, other than those designated as Cash Flow Hedge, at Fair Value	4.2	(362.63)	(232.64)	8.92	(362.63)	(232.64)	8.92
Increase/(Decrease) in Share of Profit in Associate		-	-	-	(6.63)	27.85	27.85
Deferred Tax Impact on above adjustments		-	85.99	(21.65)	-	85.99	(21.65)
Profit after tax as per Ind-AS		3251.94	21149.64	119673.00	2073.88	21992.32	129061.19

(Rs. In Lacs)

4.1 Fair Valuation of Financial Liabilities at amortised cost and fair value of financial assets :

(a) Investments except those in subsidiaries and associates have been fair valued.

(b) Loan processing fees / Transaction costs / Sales tax deferred liability have been amortised on effective interest rate method over the tenor of the respective loans.

4.2 Derivative financial instruments, other than those designated as Cash Flow Hedge, has been recognised at Fair value i.e. Mark to Market and the movement is recognised in the Statement of Profit & Loss.



Key Standalone Financial Information :

Particulars	Quarter ended	Quarter ended	Quarter ended	Half Year ended	Half Year ended	Previous Year ended
	30.09.2016	30.06.2016	30.09.2015	30.09.2016	30.09.2016	31.03.2016
Net Revenue from operations	88267.93	118913.00	76927.51	207180.93	296282.41	296282.41
Net Profit before Tax	8977.36	15493.57	4941.94	24370.93	32981.61	32981.61
Net Profit after Tax	5752.36	10153.57	3251.94	15905.93	21489.63	21489.63

(Rs. In Lacs)

The Standalone Financial Results are available at the Company's website www.supreme.co.in and on the websites of the stock exchanges www.bseindia.com and www.nseindia.com.

Segment Reporting :

Particulars	Quarter ended	Quarter ended	Quarter ended	Half Year ended	Half Year ended	Previous Year ended
	30.09.2016	30.06.2016	30.09.2015	30.09.2016	30.09.2016	31.03.2016
1) Segment Revenue						
Plastics Piping Products	54280.03	77211.73	45098.89	131491.76	180820.54	180820.54
Industrial Products	17759.22	17279.65	15937.90	35038.87	47216.17	47216.17
Packaging Products	18086.82	28047.92	17456.69	46134.74	75135.11	75135.11
Consumer Products	8194.28	9245.87	6395.54	17440.15	24394.07	24394.07
Others	616.73	1696.57	1430.65	2313.30	5486.36	5486.36
Gross Revenue from Operations	98937.08	133481.74	86319.67	232418.82	333062.26	333062.26
Less: Excise Duty Recovered	10649.35	14548.21	9392.15	25197.55	36770.39	36770.39
Net Revenue from Operations	88287.73	118933.53	76927.52	207221.27	296281.86	296281.86
2) Segment Results						
Plastics Piping Products	6279.79	9368.58	4198.64	15648.37	18656.76	18656.76
Industrial Products	1166.27	1081.39	463.72	2247.65	2629.92	2629.92
Packaging Products	1956.01	5258.30	1822.06	7214.31	12541.55	12541.55
Consumer Products	848.96	1339.46	316.53	2188.42	2715.73	2715.73
Others	(299.30)	(236.65)	(224.00)	(535.95)	(971.08)	(971.08)
Total Segment Profit before Interest and Tax	9961.73	16811.08	6576.95	26762.80	35672.88	35672.88
Add: Other Income	156.04	60.15	149.89	216.19	92.93	92.93
Less: Finance Cost	864.44	972.11	1205.18	1836.55	2966.52	2966.52
Less: Other Unallocable expenditure	356.59	403.68	1009.54	760.26	719.33	719.33
Profit before Tax	8886.74	15495.44	4512.12	24382.18	31979.96	31979.96
Less: Provision for Tax	3125.00	5340.00	1690.00	8465.00	11669.30	11669.30
Add: Share of Associates' Profit	857.92	1367.77	(748.24)	2225.69	1701.66	1701.66
Profit after Tax	6619.66	11523.21	2073.88	18142.87	21992.32	21992.32

(Rs. In Lacs)



Notes on segment information

6.1 Business segments

Based on the "management approach" as defined in Ind-AS 108 - Operating Segments, the Managing Director/Decision Maker evaluates the Company's performance and allocates resources based on an analysis of various performance indicators by business segments. Accordingly, information has been presented along with these business segments. The accounting principles used in the preparation of the financial statements are consistently applied to record revenue and expenditure in individual segments.

6.2 Segment assets and liabilities

The Company is engaged mainly in production of plastic products. Most of the assets and liabilities of the aforesaid reportable segments are interchangeable or not practically allocable. Accordingly, segment assets and liabilities have not been presented.

7 Provision for Tax includes Deferred Tax which will be ascertained and accounted for separately at the end of the year.

8 The Consolidated Results includes Results of (a) the Company's 100% Subsidiary Company viz "The Supreme Industries Overseas (FZE) Incorporated in SAIF Zone, UAE and (b) Associate Company viz "Supreme Petrochem Limited", in which the Company holds 29.99% of its paid-up equity share capital.

9 The above financial results, which have been subjected to "Limited Review" by the Auditors, have been reviewed by the Audit Committee and approved by the Board of Directors at their meetings held on 26th October, 2016 and 27th October, 2016, respectively.

For The Supreme Industries Ltd.



B L Taparia
Chairman
(DIN No. 00112436)



Place: Mumbai
Dated: 27th October, 2016

LIMITED REVIEW REPORT

**To The Board of Directors
The Supreme Industries Limited**

We have reviewed the accompanying statement of unaudited standalone financial results of **The Supreme Industries Limited** ('the Company') for the quarter and half year ended **September 30, 2016**. This statement is the responsibility of the Company's Management and has been approved by the Board of Directors. Our responsibility is to issue a report on these results based on our review.

We conducted our review in accordance with the Standard on Review Engagement (SRE) 2410, "Review of Interim Financial Information Performed by the Independent Auditor of the Entity" issued by the Institute of Chartered Accountants of India. This standard requires that we plan and perform the review to obtain moderate assurance as to whether the financial statements are free of material misstatement. A review is limited primarily to inquiries of company personnel and analytical procedures applied to financial data and thus provide less assurance than an audit. We have not performed an audit and accordingly, we do not express an audit opinion.

Based on our review conducted as above, nothing has come to our attention that causes us to believe that the accompanying statement of unaudited financial results prepared in accordance with applicable Indian Accounting Standards (IND AS) and other recognized accounting practices and policies, has not disclosed the information required to be disclosed in terms of Regulation 33 of the SEBI (Listing Obligations and Disclosure Requirements) Regulations, 2015 read with Circulars issued from time to time, including the manner in which it is to be disclosed, or that it contains any material misstatement.

**For Lodha and Company
Chartered Accountants
ICAI Firm Registration No. 301051E**


**R.P. Baradiya
Partner
Membership No. 44101**

**Place: Mumbai
Date: October 27, 2016**



LIMITED REVIEW REPORT

**To The Board of Directors
The Supreme Industries Limited**

We have reviewed the accompanying statement of unaudited consolidated financial results of **The Supreme Industries Limited** ("the Holding Company"), its foreign subsidiary and an associate (together referred to as "the Group") for the quarter and half year ended September 30, 2016. This statement is the responsibility of the Holding Company's management and has been approved by the Board of Directors. Our responsibility is to issue a report on these financial results based on our review.

We conducted our review in accordance with the Standard on Review Engagements (SRE) 2410, "Review of Interim Financial Information Performed by the Independent Auditor of the Entity" issued by the Institute of Chartered Accountants of India. This Standard requires that we plan and perform the review to obtain moderate assurance as to whether the financial statements are free of material misstatement. A review is limited primarily to inquiries of Holding Company personnel and analytical procedures applied to financial data and thus provide less assurance than an audit. We have not performed an audit and accordingly, we do not express an audit opinion.

We have not reviewed the financial statements of the foreign subsidiary included in the consolidated financial statements, whose financial statements reflect total assets Rs. 161.29 lacs as at September 30, 2016 and total revenue of Rs.92.74 lacs and Rs. 167.77 lacs for the quarter and half year ended September 30, 2016, respectively. These financial statements have been certified by the Company's Management and furnished to us, and our opinion, in so far as it relates to the amount included in respect of the said subsidiary is based solely on these certified financial statements. In our opinion and according to the information and explanations given to us by the management, these financial statements are not material to the Group. Our opinion is not modified in respect of this matter.

We have not reviewed the financial statements of an associate included in the consolidated financial statements, whose financial statements reflect net profit of Rs. 857.92 lacs and Rs 2,225.69 lacs (represents Group's share) for the quarter and half year ended September 30, 2016, respectively. These financial statements have been reviewed by other auditor whose review report has been furnished to us and our opinion is based solely on the report of such other auditor.



Based on our review, conducted as above, nothing has come to our attention that causes us to believe that the accompanying statement of unaudited financial results prepared in accordance with applicable Indian Accounting Standards (IND AS) and other recognized accounting practices and policies has not disclosed the information required to be disclosed in terms of Regulation 33 of the SEBI (Listing Obligations and Disclosure Requirements) Regulations, 2015 read with Circulars issued from time to time including the manner in which it is to be disclosed, or that it contains any material misstatement.

For Lodha and Company
Chartered Accountants
ICAI Firm Registration No. 301051E

R.P. Baradiya
Partner

Membership No. 44101

Place: Mumbai

Date: October 27, 2016



The Supreme Industries Limited

Press Release

THE SUPREME INDUSTRIES LIMITED (Supreme) ANNOUNCES UN-AUDITED CONSOLIDATED FINANCIAL RESULTS FOR THE SECOND QUARTER/ HALF YEAR ENDED 30TH SEPTEMBER, 2016.

Mumbai, 27th October, 2016

The Supreme Industries Limited (Supreme), India's leading Plastics product manufacturing company, announced its Un-Audited Standalone & Consolidated financial results for the second quarter / half year ended 30th September, 2016, at its Board Meeting held today.

[A] Standalone Results

(Rs. in Crores)

Particulars	Quarter ended 30th September 2016	Quarter ended 30th September 2015	Half Year ended 30th September 2016	Previous Year ended 31 st March 2016 (9 months)
Plastic Goods Sold (MT)	66808	57226	163853	235306
Net Plastics Product Turnover	864.40	755.21	2036.55	2905.3
Total Turnover	882.68	769.28	2071.81	2962.82
Operating Profit (PBDIT)	133.24	89.11	334.34	462.12
Profit before tax & exceptional items	88.77	49.42	243.71	337.51
Profit before tax & after exceptional items	88.77	49.42	243.71	329.82
Profit after Tax	57.52	32.52	159.06	211.50

[B] Consolidated Results

[Including results of (a) the Company's 100% Subsidiary Company viz. "The Supreme Industries Overseas (FZE) incorporated in SAIF Zone, UAE and (b) Associate Company viz. "Supreme Petrochem Limited", in which the Company holds 29.99% of its paid-up equity share capital

(Rs. in Crores)

Particulars	Quarter ended 30th September 2016	Quarter ended 30th September 2015	Half Year ended 30th September 2016	Previous Year ended 31 st March 2016 (9 months)
Total Income	884.44	770.83	2074.37	2963.75
Operating Profit (PBDIT)	141.92	81.68	356.72	479.24
Profit before tax & Exceptional Items	97.45	37.64	266.08	345.93
Profit before tax & After exceptional items	97.45	37.64	266.08	338.24



Consolidated Net Profit After Tax	66.20	20.74	181.43	219.92
-----------------------------------	-------	-------	--------	--------

Previous financial year being of 9 months period i.e. July, 2015 to March, 2016, Corresponding figures of previous comparable half year are not available due to applicability of IND –AS w.e.f. 1st April, 2016.

[C] Product Group wise Performance

Segment	Volume (MT)		Value (Rs. In crores)		OPM %	
	6 Months (Apr-Sep'16)	6 Months (Apr-Sep'15)	6 Months (Apr-Sep'16)	6 Months (Apr-Sep'15)	6 Months (Apr-Sep'16)	6 Months (Apr-Sep'15)
Plastic Piping Products	116138	104656	1169.24	1103.01	16.14	16.29
Packaging Products	20038	20902	419.71	427.96	20.50	23.00
Industrial Products	18459	17656	300.11	294.77	12.51	12.88
Consumer Products	9182	8056	155.35	144.41	18.11	17.08
Composite Products	36	0	1.44	0.07		
Total	163853	151270	2045.85	1970.22	16.52	17.21

(D) The share of overall Sales in the Value added products has been 34.74% of the Total Sales in the Half year as against 33.80% in the corresponding period in the previous year. The Company continues to remain focused to increase the share of value added products in its turnover.

(E) The Board of Directors has considered the payment of interim dividend for the financial year 2016-17 @ 150 % i.e. Rs. 3/- per share of Rs. 2/- each and will be paid to the shareholders on the shares held as on the record date i.e. 8th November, 2016.

Mr. M. P. Taparia, Managing Director, The Supreme Industries Limited, said:

The Polymer prices remained stable in a range bound manner. The effect of better monsoon and govt. spending in various key sectors coupled with upswing in overall economic scenario in the country is expected to result in better business opportunities and growth. The volume growth of polymer consumption in the country during April- September period was around 10%.



The spending on infrastructure by various state governments to augment drinking water supply and installing sewerage and drainage system is being visible and augurs well for the company's business. During the current year, Company envisages volume growth between 12% to 15% over the corresponding period of previous year.

The Company has envisaged Capex of about Rs. 250 crores during the year and the same is progressing smoothly. Company is scouting for suitable location in south India and expects to crystalize the same during next quarter.

Company has repaid certain higher cost debts enabling the Company to bring down its average cost of borrowing lower during the remaining part of the year. Company is confident to reduce its average monthly borrowings by Rs. 100 Crores for the year even after meeting its capex and increased working capital requirement.

About Supreme Industries Limited

Supreme Industries Limited is India's leading plastics product manufacturer, offering a wide and comprehensive range of plastic products in India. The company operates in various product categories viz. Plastic Piping System, Cross Laminated Films & Products, Protective Packaging Products, Industrial Moulded Components, Moulded Furniture, Storage & Material Handling Products, Performance Packaging Films and Composite LPG Cylinders.

Supreme Industries has 25 technologically advanced manufacturing facilities located at various places spread across the country. The company has built-up excellent relationship with its distributors and is also providing orientation to them, in order to ensure proper service to ultimate customers.

For further information, kindly contact:-

Mr. Krishnamoorthy R.

Ketchum Sampark Pvt. Ltd.

09967067542



For The Supreme Industries Ltd.

A handwritten signature in blue ink, appearing to be 'R. J. Salooji'.

(R. J. Salooji)
AVP (Corporate Affairs) &
Company Secretary