



AEGIS LOGISTICS LIMITED

Corporate Office: 403, Peninsula Chambers, Peninsula Corporate Park, G. K. Marg, Lower Parcel (W), Mumbai - 400 013, India.
Tel.: +91 22 6666 3666 ♦ Fax: +91 22 6666 3777 ♦ Email: acgis@acgisindia.com ♦ Website: www.acgisindia.com

October 29, 2012

The Secretary,
Market Operations Department,
The Bombay Stock Exchange Ltd.
Phiroze Jeejeebhoy Towers,
Dalal Street, Fort,
MUMBAI - 400 023.

Capital Market Operations
The National Stock Exchange of India Ltd.
Exchange Plaza, 5th Fl., Plot No.C/1,
G Block, Bandra-Kurla Complex,
Bandra (E),
MUMBAI - 400 051.

Scrip Code : 500003

Scrip Code : AEGISCHEM

Dear Sir,

Sub : Unaudited Financial Results

Please note at the Meeting of the Board of Directors held as of today, Unaudited Financial Results for the quarter and six months ended 30th September, 2012 were approved.

Pursuant to Clause 41 of the Listing Agreement, we are enclosing herewith the Unaudited Financial Results alongwith Limited Review Report for your information and record.

Thanking you.

Yours faithfully,
For AEGIS LOGISTICS LTD.

CHIEF FINANCIAL OFFICER

Encl. : a/a

Deloitte Haskins & Sells

Chartered Accountants
Tower 3, 27th - 32nd Floor
Indiabulls Finance Centre
Elphinstone Mill Compound
Senapati Bapat Marg
Elphinstone (W), Mumbai - 400 013
India

Tel: +91 (22) 6185 4000
Fax: +91 (22) 6185 4501/4601

AUDITORS' REPORT TO THE BOARD OF DIRECTORS OF AEGIS LOGISTICS LIMITED

1. We have reviewed the accompanying Statement of Unaudited Consolidated Financial Results ("the Statement") of **AEGIS LOGISTICS LIMITED** (the 'Company') and its subsidiaries (the Company and its subsidiaries constitute "the Group") for the quarter and six months ended 30th September, 2012. This Statement is the responsibility of the Company's Management and has been approved by the Board of Directors. Our responsibility is to issue a report on the Statement based on our review.
2. We conducted our review of the Statement in accordance with the Standard on Review Engagements (SRE) 2410, "Review of Interim Financial Information Performed by the Independent Auditor of the Entity", issued by the Institute of Chartered Accountants of India. This Standard requires that we plan and perform the review to obtain moderate assurance as to whether the Statement is free of material misstatements. A review is limited primarily to inquiries of Company personnel and analytical procedures applied to financial data and thus provides less assurance than an audit. We have not performed an audit and, accordingly, we do not express an opinion.
3. The Statement includes the results of the following entities:

Name of Subsidiary

1. Sea Lord Containers Limited
2. Konkan Storage Systems (Kochi) Private Limited
3. Eastern India LPG Co. (Private) Limited
4. Aegis Group International Pte. Limited
5. Aegis Gas LPG Private Limited
6. Hindustan Aegis LPG Limited
7. Aegis International Marine Services Pte. Limited



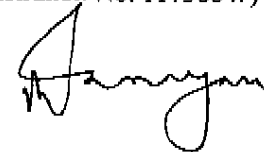
Deloitte Haskins & Sells

4. The Statement reflects the Group's share of Revenues of Rs. 10,144 lacs for quarter ended 30th September, 2012 and Rs. 52,522 lacs for six months ended 30th September, 2012, Profit after Tax of Rs. 169 lacs for quarter ended 30th September, 2012 and Rs. 1,012 lacs for six months ended 30th September, 2012 and total assets of Rs. 21,490 lacs as at 30th September, 2012 relating to six subsidiaries whose results have been reviewed by the other auditors. Accordingly, our assurance on the Statement in so far as it relates to the amounts included in respect of these subsidiaries is based solely on the reports of such other auditors which have been furnished to us.
5. Based on our review and read with our comments in paragraph 4 above, nothing has come to our attention that causes us to believe that the accompanying Statement, prepared in accordance with the Accounting Standards referred to in Section 211 (3C) of the Companies Act, 1956 and other recognised accounting practices and policies, has not disclosed the information required to be disclosed in terms of Clause 41 of the Listing Agreements with the stock exchanges including the manner in which it is to be disclosed, or that it contains any material misstatement.
6. Further, we also report that we have traced the number of shares as well as the percentage of shareholdings in respect of the aggregate amount of public shareholdings and the number of shares as well as the percentage of shares pledged / encumbered in respect of the aggregate amount of promoter and promoter group in terms of Clause 35 of the Listing Agreements from the details furnished by the Management and the particulars relating to the undisputed investor complaints from the details furnished by the Registrars.

For **DELOITTE HASKINS & SELLS**

Chartered Accountants

(Registration No. 117366W)



R. Laxminarayan

Partner

Membership No. 33023



MUMBAI, 29th October, 2012

AEGIS LOGISTICS LIMITED

UNAUDITED CONSOLIDATED FINANCIAL RESULTS FOR THE QUARTER AND SIX MONTHS ENDED 30TH SEPTEMBER, 2012

PART I

(Rs. in Lacs except per share data & Ratios)

PARTICULARS	THREE MONTHS	THREE MONTHS	CORRESPONDING	YEAR TO DATE	YEAR TO DATE	PREVIOUS
	ENDED 30TH	ENDED 30TH	THREE MONTHS	FIGURES FOR	FIGURES FOR THE	YEAR ENDED
	SEPTEMBER 2012	JUNE 2012	ENDED 30TH	CURRENT PERIOD	PREVIOUS PERIOD	31ST MARCH
	SEPTEMBER 2012	2012	SEPTEMBER 2011 IN	ENDED 30TH	ENDED 30TH	2012
	(UNAUDITED)	(UNAUDITED)	THE PREVIOUS	SEPTEMBER 2012	SEPTEMBER 2011	(AUDITED)
			YEAR	(UNAUDITED)	(UNAUDITED)	
1 Income from Operations						
a) Net Sales / Income From Operations (Net of Excise)	88,280	148,417	99,804	236,677	182,807	446,348
b) Other Operating Income	12	8	-	21	-	33
Total Income from Operations (net)	88,272	148,425	99,804	236,698	182,807	446,381
2 Expenses						
a) Cost of materials consumed	-	-	-	-	-	-
b) Purchases of stock in trade	84,886	143,083	85,095	227,781	173,081	425,139
c) Change in Inventories of finished goods, work-in-progress and stock-in-trade	(1,640)	(461)	(305)	(2,101)	117	386
d) Employee benefits expense	788	757	548	1,643	1,355	2,733
e) Depreciation and amortization expense	454	452	438	906	854	1,746
f) Other expenses	8,862	7,488	7,347	16,348	6,430	17,503
Total Expenses	93,188	151,319	103,121	244,477	183,852	448,507
3 (Loss) / Profit from Operations before Other Income, Finance costs and Exceptional Items (1-2)	(4,916)	(2,893)	(3,317)	(7,779)	(1,045)	(2,126)
4 Other Income	10,988	6,078	2,064	17,063	2,416	10,426
5 Profit / (Loss) from ordinary activities before finance costs and Exceptional Items (3+4)	6,072	3,185	(1,253)	9,284	1,371	8,300
6 Finance costs	1,679	2,044	828	3,723	923	4,212
7 Profit / (Loss) from ordinary activities after finance costs but before Exceptional Items (5-6)	4,420	1,141	(1,879)	5,561	448	4,088
8 Exceptional Items	-	-	-	-	-	-
9 Profit / (Loss) from Ordinary Activities Before Tax (6+7)	4,420	1,141	(1,879)	5,561	448	4,088
10 Tax Expense:						
For Current Tax	874	819	493	1,293	1,113	2,328
For Deferred Tax	(18)	1	(14)	(15)	(20)	(9)
For Excess Provision for Tax in respect of earlier year	-	-	(460)	-	(450)	(457)
11 Net Profit / (Loss) from Ordinary Activities After Tax (8-10)	3,762	521	(1,848)	4,283	(187)	2,238
12 Extraordinary Items	-	-	-	-	-	-
13 Net Profit / (Loss) for the Period (11-12)	3,762	521	(1,848)	4,283	(187)	2,238
14 Less: Minority Interest	84	40	84	164	133	279
15 Net Profit / (Loss) after Tax and Minority Interest (13-14)	3,678	481	(1,932)	4,119	(320)	1,959



AEGIS LOGISTICS LIMITED

UNAUDITED CONSOLIDATED FINANCIAL RESULTS FOR THE QUARTER AND SIX MONTHS ENDED 30TH SEPTEMBER, 2012

PART I

(Rs. in Lacs except per share data & Ratios)

PARTICULARS	THREE MONTHS	THREE MONTHS	CORRESPONDING	YEAR TO DATE	YEAR TO DATE	PREVIOUS
	ENDED 30TH	ENDED 30TH JUNE	THREE MONTHS	FIGURES FOR	FIGURES FOR THE	YEAR ENDED
	SEPTEMBER 2012	2012	ENDED 30TH	CURRENT PERIOD	PREVIOUS PERIOD	31ST MARCH
	(UNAUDITED)	(UNAUDITED)	SEPTEMBER 2011 IN	ENDED 30TH	ENDED 30TH	2012
		THE PREVIOUS	SEPTEMBER 2012	SEPTEMBER 2011		
		YEAR	(UNAUDITED)	(UNAUDITED)	(AUDITED)	
18 Paid-up Equity Share Capital (Face Value of Rs.10/- each)	3,340	3,340	3,340	3,340	3,340	3,340
17 Paid up Debt Capital *	11,882	Not Applicable	10,208	11,882	10,206	10,282
18 Reserves Excluding Revaluation Reserves as per Balance Sheet of previous accounting year						25,678
19 Debenture Redemption Reserve						750
20 Earning Per Share (EPS) before / after Extraordinary Items (RA) Basic & Diluted (not annualized)	11.07	1.44	(3.78)	12.51	(0.06)	6.89
21 Debt Equity Ratio (no. of times) **	0.38	Not Applicable	0.37	0.38	0.37	0.35
22 Debt Service Coverage ratio (DSCR) (no. of times) ***	2.88	Not Applicable	(1.18)	1.97	0.78	1.66
23 Interest Service Coverage ratio (ISCR) (no. of times) ****	3.61	Not Applicable	(2.00)	2.43	1.48	1.97

* Paid - up Debt Capital = Long-term Debts + Current Maturities of Long Term Debts

** Debt - Equity Ratio = Long-term Debts + Current Maturities of Long Term Debts / (Equity + Reserves)

*** DSCR = Earnings before Interest & Tax / (Interest Expense + Principal Repayment on Long Term Debts during the period)

**** ISCR = Earnings before Interest & Tax / Interest Expense

See accompanying notes to the financial results

PART II

PARTICULARS	THREE MONTHS	THREE MONTHS	CORRESPONDING	YEAR TO DATE	YEAR TO DATE	PREVIOUS
	ENDED 30TH	ENDED 30TH JUNE	THREE MONTHS	FIGURES FOR	FIGURES FOR THE	YEAR ENDED
	SEPTEMBER 2012	2012	ENDED 30TH	CURRENT PERIOD	PREVIOUS PERIOD	31ST MARCH
	(UNAUDITED)	(UNAUDITED)	SEPTEMBER 2011 IN	ENDED 30TH	ENDED 30TH	2012
		THE PREVIOUS	SEPTEMBER 2012	SEPTEMBER 2011		
		YEAR	(UNAUDITED)	(UNAUDITED)	(AUDITED)	
A PARTICULARS OF SHAREHOLDING						
1 Public Shareholding						
- Number of Shares	12,547,840	12,547,840	12,547,840	12,547,840	12,547,840	12,547,840
- Percentage of Shareholding	38%	38%	38%	38%	38%	38%
2 Promoters and Promoters Group Shareholding						
a) Pledged/Encumbered						
- Number of shares	-	-	-	-	-	-
- Percentage of shares (as a % of the total shareholding of promoter and promoter group)	-	-	-	-	-	-
- Percentage of shares (as a % of the total share capital of the company)	-	-	-	-	-	-
b) Non-Encumbered						
- Number of shares	20852360	20852360	20852360	20852360	20852360	20852360
- Percentage of shares (as a % of the total shareholding of promoter and promoter group)	100%	100%	100%	100%	100%	100%
- Percentage of shares (as a % of the total share capital of the company)	62%	62%	62%	62%	62%	62%

PARTICULARS	THREE MONTHS ENDED 30TH SEPTEMBER, 2012
	(NUMBERS)
B INVESTOR COMPLAINTS	
Pending at the beginning of the quarter	-
Received during the quarter	2
Disposed of during the quarter	2
Remaining unresolved at the end of the quarter	-



AEGIS LOGISTICS LIMITED

UNAUDITED CONSOLIDATED FINANCIAL RESULTS FOR THE QUARTER AND SIX MONTHS ENDED 30TH SEPTEMBER, 2012

(Rs. In Lacs)

PARTICULARS	THREE MONTHS	THREE MONTHS	CORRESPONDING	YEAR TO DATE	YEAR TO DATE	PREVIOUS
	ENDED 30TH	ENDED 30TH JUNE	THREE MONTHS	FIGURES FOR	FIGURES FOR THE	YEAR ENDED
	SEPTEMBER 2012	2012	ENDED 30TH	CURRENT PERIOD	PREVIOUS PERIOD	31ST MARCH
	(UNAUDITED)	(UNAUDITED)	SEPTEMBER 2011 IN	ENDED 30TH	ENDED 30TH	2012
	(UNAUDITED)	(UNAUDITED)	THE PREVIOUS	SEPTEMBER 2012	SEPTEMBER 2011	(AUDITED)
	(UNAUDITED)	(UNAUDITED)	YEAR	(UNAUDITED)	(UNAUDITED)	(AUDITED)
Segment Revenue						
Liquid Terminal Division	2,911	2,308	2,469	4,920	4,762	9,223
Gas Terminal Division	88,681	140,117	97,335	231,778	178,045	437,160
Net Sales / Income from Operations	91,592	142,425	99,804	236,698	182,807	446,383
Segment Results						
Profit / (Loss) before Tax & Interest						
Liquid Terminal Division	1,283	992	1,712	2,228	2,697	4,417
Gas Terminal Division	(862)	(2,883)	(4,267)	(3,436)	(2,497)	(3,748)
sub-total	421	(1,891)	(2,555)	(1,208)	200	669
Less: Finance Cost	1,878	2,044	829	3,729	823	4,212
Other un-allocable expenditure (net)	480	450	170	800	591	1,125
Add: Interest Income	5,638	5,550	1,492	11,384	1,732	8,758
Total Profit / (Loss) Before Tax	4,420	3,147	(1,879)	5,561	440	4,090
Capital Employed						
(Segment Assets Less Segment Liabilities)						
Liquid Terminal Division	28,187	21,520	24,498	28,197	24,496	21,428
Gas Terminal Division	291,497	270,016	85,120	291,497	95,120	206,307
Total	319,684	291,536	109,618	319,694	119,616	227,735



AEGIS LOGISTICS LIMITED

UNAUDITED CONSOLIDATED FINANCIAL RESULTS FOR THE QUARTER AND SIX MONTHS ENDED 30TH SEPTEMBER, 2012

NOTES:

- 1 The above Consolidated Financial Results have been reviewed by the Audit Committee and then approved by the Board of Directors at the meeting held on 29th October, 2012.

In accordance with the requirements of Clause 41 of the Listing Agreement with the Stock Exchanges, the Statutory Auditors have performed a limited review of the Consolidated Financial Results of the Company.


- 2 The following Subsidiaries have been considered for the purpose of preparing Consolidated Financial Results as per Accounting Standard (AS) 21 on "Consolidated Financial Statements".

Name of the Subsidiary Company	Ownership Interest in %
Sea Lord Containers Limited	75%
Konkan Storage Systems (Kochi) Private Limited	100%
Eastern India LPG Co. (Private) Limited	100%
Aegis Group International Pte. Limited	100%
Aegis Gas LPG Private Limited	100%
Hindustan Aegis LPG Limited	100%
Aegis International Marine Services Pte. Limited	100%

- 3 The figures for the current quarter and six months ended 30th September, 2012 are after incorporating the Financial Results of Aegis International Marine Services Pte. Limited, a wholly owned Subsidiary of the Company, which was incorporated in December, 2011. Hence, current quarter and six months' figures are not comparable with those of the corresponding periods of the previous year.
- 4 In the Financial Year 2010-11, the Company had allotted 21,20,190 Equity Shares on Preferential basis for a total consideration of Rs.6,827.01 Lacs.

The objects of the issue, inter-alia, were to fund the Capex plan of the Group and / or Working Capital requirements. The utilization of the proceeds, after considering Share Issue Expenses, is as under:

Particulars	(Rs. in lacs)
Capital Expenditure	1,297.26
Fixed Deposits with Scheduled Banks	3,866.00
Investment in Bonds of Corporate Bodies	528.00
Investment in Non Convertible Debentures of Corporate Bodies	300.00
Investments under the Portfolio Management Services maintained by Anand Rathi Financial Services Limited	200.00
Total	6,191.26



AEGIS LOGISTICS LIMITED

UNAUDITED CONSOLIDATED FINANCIAL RESULTS FOR THE QUARTER AND SIX MONTHS ENDED 30TH SEPTEMBER, 2012

- 5 The Company has opted to publish only Consolidated Financial Results. The Stand-alone Financial Results of the Company for the quarter and six months ended 30th September, 2012 will be available on the websites of the Company viz. www.aegisindia.com, Bombay Stock Exchange Ltd. viz. www.bseindia.com and National Stock Exchange of India Ltd. viz. www.nseindia.com. Additional information on Stand-alone basis is as follows:

(Rs. in Lacs)

Sr. No.	Particulars	THREE MONTHS ENDED 30TH SEPTEMBER 2012	THREE MONTHS ENDED 30TH JUNE 2012	CORRESPONDING THREE MONTHS ENDED 30TH SEPTEMBER 2011 IN THE PREVIOUS YEAR	YEAR TO DATE FIGURES FOR CURRENT PERIOD ENDED 30TH SEPTEMBER 2012	YEAR TO DATE FIGURES FOR PREVIOUS PERIOD ENDED 30TH SEPTEMBER 2011	PREVIOUS YEAR ENDED 31ST MARCH, 2012
		(UNAUDITED)	(UNAUDITED)	(UNAUDITED)	(UNAUDITED)	(UNAUDITED)	(AUDITED)
1	Net Sales / Income from operations (including other operating income)	7,952	9,060	7,013	17,012	14,134	28,431
2	Profit before Tax	1,012	2,243	2,146	3,255	3,395	5,351
3	Profit after Tax	650	1,783	2,150	2,433	3,019	4,105

- 6 In the previous quarter, the Company had issued 10.20% , 250 Secured Redeemable Non-Convertible Debentures having face value of Rs. 1000,000 each on a private placement basis. The said Debentures are listed on National Stock Exchange (NSE). The objects of the issue, inter-alia, were to fund capital expenditure related to setting up a bulk liquid terminal at Haldia Dock Complex of Kolkata Port Trust.

During the quarter, the Company has fully utilized the proceeds from aforesaid debenture issue towards capital expenditure as mentioned in the objects of issue.

- 7 Other Expenditure includes the provision of Commission payable to the Managing Directors which is dependent upon the net profit determinable u/s 349 of the Companies Act, 1956 at the year end.



AEGIS LOGISTICS LIMITED

8 Statement of Consolidated Assets and Liabilities as per Clause 41 (v) (h) of the Listing Agreement:

Particulars	As at 30th September, 2012		As at 31st March, 2012
	Rupees in lacs	Rupees in lacs	Rupees in lacs
I. EQUITY AND LIABILITIES			
(1) SHAREHOLDERS' FUNDS			
(a) Share Capital	3,340		3,340
(b) Reserves & surplus	29,853		25,675
		33,193	29,015
(2) MINORITY INTEREST			
		449	344
(3) NON-CURRENT LIABILITIES			
(a) Long-term borrowings	10,227		8,536
(b) Deferred tax liabilities (Net)	1,902		1,920
(c) Other Long term liabilities	1,165		1,225
(d) Long-term provisions	362		338
		13,656	12,019
(4) CURRENT LIABILITIES			
(a) Short-term borrowings	258,833		200,661
(b) Trade payables	20,745		49,133
(c) Other current liabilities	4,771		3,094
(d) Short-term provisions	507		1,353
		284,856	254,241
TOTAL		332,154	295,619

II. ASSETS**(1) NON-CURRENT ASSETS**


(a) Fixed assets			
(i) Tangible assets	21,577		22,057
(ii) Intangible assets	294		347
(iii) Capital work-in-progress	8,784		6,262
	30,635		28,666
(b) Goodwill on Consolidation			
Less: Capital Reserve on Consolidation	1,371		1,371
	(146)		(146)
	1,225		1,225
(c) Non-Current Investments			
(d) Deferred Tax Assets (net)	1,005		1,005
(e) Long-term loans and advances	68		71
(f) Other non-current assets	4,471		3,291
	53		9
		37,457	34,267

(2) CURRENT ASSETS

(a) Current Investments	2,369		1,332
(b) Inventories	3,362		1,199
(c) Trade receivables	17,409		52,451
(d) Cash and Cash equivalents	251,721		191,202
(e) Short-term loans and advances	3,859		2,106
(f) Other Current assets	15,977		13,062
		294,697	261,352
TOTAL		332,154	295,619

9 Pursuant to the notification of Revised Schedule VI under the Companies Act, 1956 applicable for preparation and presentation of Financial Statements and the consequent amendment to the Listing Agreement, the figures for the quarter and six months ended 30th September, 2011 have been reclassified / regrouped / amended, wherever necessary.



For and on behalf of the Board

 Chairman

Place: Mumbai

Date: 29th October, 2012

AEGIS LOGISTICS LIMITED

UNAUDITED FINANCIAL RESULTS FOR THE QUARTER & SIX MONTH ENDED 30TH SEPTEMBER, 2012

PART I

(Rs.in Lacs except per share data)

PARTICULARS	THREE MONTHS	THREE MONTHS	CORRESPONDING	YEAR TO DATE	YEAR TO DATE	PREVIOUS YEAR
	ENDED 30TH	ENDED 30TH JUNE	THREE MONTHS	FIGURES FOR	FIGURES FOR THE	ENDED 31ST
	SEPTEMBER 2012	2012	ENDED 30TH	CURRENT PERIOD	PREVIOUS PERIOD	ENDED 31ST
	(UNAUDITED)	(UNAUDITED)	SEPTEMBER 2011 IN	ENDED 30TH	ENDED 30TH	MARCH 2012
			THE PREVIOUS	SEPTEMBER 2012	SEPTEMBER 2011	
			YEAR	(UNAUDITED)	(UNAUDITED)	(AUDITED)
1 Income from Operation						
a) Net Sales / Income From Operations (Net of Excise)	7,917	9,051	6,993	16,968	14,084	28,350
b) Other Operating Income	35	9	20	44	40	61
Total Income (net)	7,952	9,060	7,013	17,012	14,124	28,411
2 Expenses						
a) Cost of materials consumed	-	-	-	-	-	-
b) Purchases of stock in trade	5,522	5,618	3,837	11,138	7,902	15,739
c) Change in inventories of finished goods, work-in-progress and stock-in-trade	(1,183)	(380)	(214)	(1,573)	(247)	29
d) Employee benefits expense	670	651	441	1,329	1,143	2,318
e) Depreciation and amortization expense	280	280	286	589	568	1,156
f) Other expenses	1,788	751	995	2,348	2,001	4,771
Total Expenses	7,114	6,918	5,445	14,032	11,367	23,983
3 (Loss) / Profit from Operations before Other Income, Finance cost and Exceptional Items (1-2)	838	2,142	1,568	2,980	2,757	4,428
4 Other Income	377	330	742	707	948	1,638
5 Profit from ordinary activities before finance cost and Exceptional Items (3+4)	1,215	2,472	2,310	3,687	3,715	6,076
6 Finance cost	203	229	164	432	320	725
7 Profit from ordinary activities after finance cost but before Exceptional Items (5-6)	1,012	2,243	2,146	3,255	3,395	5,351
8 Exceptional Items	-	-	-	-	-	-
9 Profit from Ordinary Activities Before Tax (8+9)	1,012	2,243	2,146	3,255	3,395	5,351
10 Tax Expense:						
For Current Tax	378	464	466	840	866	1,741
For Deferred Tax	(14)	(4)	(20)	(18)	(40)	(45)
For Excess Provision for Tax in respect of earlier year	-	-	(450)	-	(450)	(450)
11 Net Profit from Ordinary Activities After Tax (10-11)	650	1,783	2,150	2,433	3,019	4,105
12 Extraordinary Items	-	-	-	-	-	-
13 Net Profit for the Period (11-12)	650	1,783	2,150	2,433	3,019	4,105
14 Less: Minority Interest	-	-	-	-	-	-
15 Net Profit after Taxes and Minority Interest (13-14)	650	1,783	2,150	2,433	3,019	4,105

AEGIS LOGISTICS LIMITED

UNAUDITED FINANCIAL RESULTS FOR THE QUARTER & SIX MONTH ENDED 30TH SEPTEMBER, 2012

PART I

(Rs. In Lakhs except per share data)

	PARTICULARS	THREE MONTHS	THREE MONTHS	CORRESPONDING	YEAR TO DATE	YEAR TO DATE	PREVIOUS YEAR
		ENDED 30TH	ENDED 30TH JUNE	THREE MONTHS	FIGURES FOR	FIGURES FOR THE	ENDED 31ST
		SEPTEMBER 2012	2012	ENDED 30TH	CURRENT PERIOD	PREVIOUS PERIOD	ENDED 31ST
		(UNAUDITED)	(UNAUDITED)	SEPTEMBER 2011 IN	ENDED 30TH	ENDED 30TH	MARCH 2012
			THE PREVIOUS	SEPTEMBER 2012	SEPTEMBER 2011		
			YEAR	(UNAUDITED)	(UNAUDITED)	(AUDITED)	
16	Paid-up Equity Share Capital (Face Value of Rs.10/- each)	3,340	3,340	3,340	3,340	3,340	3,340
	Paid up Debt Capital *	0.21	Not Applicable	0.15	0.21	0.15	0.16
17	Reserves Excluding Revaluation Reserves as per Balance Sheet of previous accounting year				-	-	26,423
	Debt Redemption Reserve						750
	Earning Per Share (EPS) before / after Extraordinary Items (Rs.) Basic & Diluted (not annualized)	1.85	5.34	5.44	7.28	9.04	12.29
	Debt Equity Ratio (no. of times) **						
	Debt Service Coverage ratio (DSCR)(no. of times) ***	2.42	10.78	3.75	3.92	3.10	5.54
	Interest Service Coverage ratio (ISCR)(no. of times) ****	5.98	10.78	14.05	8.53	11.51	8.38

* Paid-up Debt Capital = Long-term Debts

** Debt - Equity Ratio = Long-term Debt / (Equity + Reserves)

*** DSCR = Earnings before Interest & Tax / (Interest Expense) + Principal Repayment on Long Term Debts during the period)

**** ISCR= Earnings before Interest & Tax / Interest Expense

See accompanying notes to the financial results

PART II

	PARTICULARS	THREE MONTHS	THREE MONTHS	CORRESPONDING	YEAR TO DATE	YEAR TO DATE	PREVIOUS YEAR
		ENDED 30TH	ENDED 30TH JUNE	THREE MONTHS	FIGURES FOR	FIGURES FOR THE	ENDED 31ST
		SEPTEMBER 2012	2012	ENDED 30TH	CURRENT PERIOD	PREVIOUS PERIOD	ENDED 31ST
		(UNAUDITED)	(UNAUDITED)	SEPTEMBER 2011 IN	ENDED 30TH	ENDED 30TH	MARCH 2012
			THE PREVIOUS	SEPTEMBER 2012	SEPTEMBER 2011		
			YEAR	(UNAUDITED)	(UNAUDITED)	(AUDITED)	
A	PARTICULARS OF SHAREHOLDING						
1	Public Shareholding						
	- Number of Shares	12,547,640	12,547,640	12,547,640	12,547,640	12,547,640	12,547,640
	- Percentage of Shareholding	38%	38%	38%	38%	38%	38%
2	Promoters and Promoters Group Shareholding						
	a) Pledged/Encumbered						
	- Number of shares	-	-	-	-	-	-
	- Percentage of shares (as a % of the total shareholding of promoter and promoter group)	-	-	-	-	-	-
	- Percentage of shares (as a % of the total share capital of the company)	-	-	-	-	-	-
	b) Non-Encumbered						
	- Number of shares	20852360	20852360	20852360	20852360	20852360	20852360
	- Percentage of shares (as a % of the total shareholding of promoter and promoter group)	100%	100%	100%	100%	100%	100%
	- Percentage of shares (as a % of the total share capital of the company)	62%	62%	62%	62%	62%	62%

PARTICULARS		THREE MONTHS ENDED 30TH SEPTEMBER, 2012 (NUMBERS)
B	INVESTOR COMPLAINTS	
	Pending at the beginning of the quarter	-
	Received during the quarter	2
	Disposed of during the quarter	2
	Remaining unresolved at the end of the quarter	-

AEGIS LOGISTICS LIMITED

UNAUDITED FINANCIAL RESULTS FOR THE QUARTER & SIX MONTH ENDED 30TH SEPTEMBER, 2012

(Rs. in Lacs)

PARTICULARS	THREE MONTHS	THREE MONTHS	CORRESPONDING	YEAR TO DATE	YEAR TO DATE	PREVIOUS YEAR
	ENDED 30TH	ENDED 30TH JUNE	THREE MONTHS	FIGURES FOR	FIGURES FOR THE	ENDED 31ST
	SEPTEMBER 2012	2012	ENDED 30TH SEPTEMBER 2011 IN THE PREVIOUS YEAR	CURRENT PERIOD ENDED 30TH SEPTEMBER 2012	PREVIOUS PERIOD ENDED 30TH SEPTEMBER 2011	MARCH 2012
	(UNAUDITED)	(UNAUDITED)	(UNAUDITED)	(UNAUDITED)	(UNAUDITED)	(AUDITED)
Segment Revenue						
Liquid Terminal Division	1,914	1,739	1,673	3,833	3,346	6,483
Gas Terminal Division	6,036	7,321	5,340	13,359	10,788	21,905
Net Sales / Income from Operations	7,952	9,060	7,013	17,012	14,134	28,431
Segment Results						
Profit / (Loss) before Tax & Interest						
Liquid Terminal Division	912	737	1,258	1,649	1,353	2,962
Gas Terminal Division	552	1,888	986	2,532	2,007	3,512
sub-total	1,464	2,717	2,254	4,181	3,960	6,474
Less: Finance Cost	203	229	164	432	320	726
Other un-allocable expenditure (net)	453	449	171	902	593	1,124
Add: Interest Income	204	204	227	408	348	728
Total Profit / (Loss) Before Tax	1,012	2,243	2,148	3,255	3,995	5,301
Capital Employed						
(Segment Assets Less Segment Liabilities)						
Liquid Terminal Division	15,823	14,225	10,050	15,823	10,050	10,699
Gas Terminal Division	13,317	12,558	7,000	13,317	7,000	6,480
Total	29,140	26,783	17,050	29,140	17,050	17,179

AEGIS LOGISTICS LIMITED**UNAUDITED STANDALONE FINANCIAL RESULTS FOR THE QUARTER ENDED 30TH SEPTEMBER, 2012****NOTES:**

- 1 The above Standalone Financial Results have been reviewed by the Audit Committee and then approved by the Board of Directors at the meeting held on 29th October, 2012.
- 2 In the Financial Year 2010-11, the Company had allotted 21,20,190 Equity Shares on Preferential basis for a total consideration of Rs.6,827.01 Lacs.

The objects of the issue, inter-alia, were to fund the Capex plan of the Group and / or Working Capital requirements. The utilization of the proceeds, after considering Share Issue Expenses, is as under:

Particulars	(Rs. In lacs)
Capital Expenditure	1,297.26
Fixed Deposits with Scheduled Banks	3,866.00
Investment in Bonds of Corporate Bodies	528.00
Investment in Non Convertible Debentures of Corporate Bodies	300.00
Investments under the Portfolio Management Services maintained by	200.00
Total	<u><u>6,191.26</u></u>

- 3 The Company has opted to publish only Consolidated Financial Results. The Stand-alone Financial Results of the Company for the quarter ended 30th September, 2012 will be available on the websites of the Company viz. www.aegisindia.com, Bombay Stock Exchange Ltd. viz. www.bseindia.com and National Stock Exchange of India Ltd. viz. www.nseindia.com.
- 4 At the beginning of the Quarter no investor complaint was pending. During the Quarter, 2 complaints were received. The Company has resolved all the complaints and no complaints were pending as on 30th September, 2012.
- 5 During the previous quarter, the Company has Issued 10.20% 250 Secured Redeemable Non-Convertible Debentures having face value of Rs. 1000,000 each on a private placement basis. The said Debentures are listed on National Stock Exchange (NSE). The objects of the issue was to fund capital expenditure related to setting up a bulk liquid terminal at Haldia Dock Complex of Kolkata Port Trust.
- 6 Other Expenditure includes the provision of Commission payable to the Managing Directors which is dependent upon the net profit determinable u/s 349 of the Companies Act, 1956 at the year end.

AEGIS LOGISTICS LIMITED

7 Statement of Consolidated Assets and Liabilities as per Clause 41 (v) (h) of the Listing Agreement:

Particulars	As at 30th September, 2012		As at 31st March, 2012
	Rupees in lacs	Rupees in lacs	
I. EQUITY AND LIABILITIES			
(1) SHAREHOLDERS' FUNDS			
(a) Share Capital	3,340		3,340
(b) Reserves & surplus	28,856		26,423
		32,197	29,763
(2) MINORITY INTEREST			
		-	-
(3) NON-CURRENT LIABILITIES			
(a) Long-term borrowings	6,135		3,961
(b) Deferred tax liabilities (Net)	1,902		1,920
(c) Other Long term liabilities	659		672
(d) Long-term provisions	337		313
		9,033	6,866
(4) CURRENT LIABILITIES			
(a) Short-term borrowings	5,206		3,972
(b) Trade payables	2,223		2,187
(c) Other current liabilities	3,528		1,887
(d) Short-term provisions	107		966
		11,063	9,032
TOTAL		52,293	45,662
II. ASSETS			
(1) NON-CURRENT ASSETS			
(a) Fixed assets			
(i) Tangible assets	12,080		12,497
(ii) Intangible assets	245		270
(iii) Capital work-in-progress	3,711		1,569
	16,036		14,336
(c) Non-Current Investments	11,696		10,696
(d) Deferred Tax Assets (net)	-		-
(e) Long-term loans and advances	1,808		1,626
(f) Other non-current assets	53		9
		29,594	26,666
(2) CURRENT ASSETS			
(a) Current Investments	784		1,331
(b) Inventories	2,449		823
(c) Trade receivables	3,878		3,141
(d) Cash and Cash equivalents	7,998		7,375
(e) Short-term loans and advances	7,066		5,808
(f) Other Current assets	524		517
		22,699	18,995
TOTAL		52,293	45,662

8 Pursuant to the notification of Revised Schedule VI under the Companies Act, 1956 applicable for preparation and presentation of Financial Statements and the consequent amendment to the Listing Agreement, the figures for the quarter and six months ended 30th September, 2011 have been reclassified / regrouped / amended, wherever necessary.

For and on behalf of the Board

Phandania
Chairman

Place: Mumbai

Date: 29th October, 2012