



August 08, 2013

1. The Secretary  
Bombay Stock Exchange Limited  
Phiroze Jeejeebhoy Towers  
Dalal Street  
MUMBAI 400 001.

**Fax No. 022 - 2272 3121 / 3719 / 2037 / 2039 / 2041 / 2061**

2. The Secretary  
National Stock Exchange of India Limited  
"Exchange Plaza"  
Bandra-Kurla Complex  
Bandra East  
MUMBAI 400 051.

**Fax No.022 - 26598237 / 38**

Dear Sir,

Further to our letter dated July 22, 2013, we provide here below significant matters arising out of the Board Meeting held on August 8, 2013:

1. The Board approved Consolidated as well as Standalone Unaudited Financial Results for the quarter ended June 30, 2013, along with the limited review report of the Auditors of the Company.
2. It has been decided to convene 38<sup>th</sup> Annual General Meeting of the Company on Friday, the 27<sup>th</sup> day of September 2013 at 10:00 a.m. (IST) at the Registered Office of the Company at Dynamatic Park, Peenya, Bangalore – 560 058.
3. Pursuant to the provisions of clause 16 of the Listing Agreement, share transfer books will be closed from September 20, 2013 to September 27, 2013 (both days inclusive) for the purpose of 38<sup>th</sup> Annual General Meeting.

In compliance with the provisions of Clause 41 of the Listing Agreement, we send herewith a copy of the said results and the report. Please acknowledge.

Thanking you,

Yours faithfully,  
For **DYNAMATIC TECHNOLOGIES LIMITED**

Sindhu M

GM Compliance, Legal & Company Secretary



# B S R & Associates

(Registered)  
Chartered Accountants

Maruthi Info-Tech Centre  
11-12/1 Inner Ring Road  
Koramangala  
Bangalore 560 071 India

Telephone +91 80 3980 6000  
Fax +91 80 3980 6999

## Review report to the Board of Directors of Dynamatic Technologies Limited


1. We have reviewed the accompanying statement of consolidated unaudited financial results ("the statement") of Dynamatic Technologies Limited ("the Company") its subsidiaries, and an associate as detailed in note 1 of the statement, (collectively referred to as 'Dynamatic Group') for the quarter ended 30 June 2013, attached herewith, being submitted by the Company pursuant to the requirement of Clause 41 of the Listing Agreement issued by the Securities and Exchange Board of India ("Listing Agreement") except for the disclosures regarding 'Public Shareholding' and 'Promoters and Promoter Group Shareholding' which have been traced from disclosures made by the Management and have not been reviewed by us. This statement is the responsibility of the Company's Management and has been approved by the Board of Directors in their meeting held on 8 August 2013. Our responsibility is to issue a report on this statement based on our review. Attention is drawn to the fact that the figures for the quarter ended 31 March 2013 as reported in this statement are the balancing figures between audited figures in respect of the full financial year (31 March 2013) and the published year to date figures up to the end of third quarter of the previous financial year (31 March 2013). The figures up to the end of the third quarter of the previous financial year had only been reviewed and not subject to an audit.
2. We conducted our review in accordance with the Standard on Review Engagements ('SRE') 2410, Review of Interim Financial Information performed by the Independent Auditor of the Entity, issued by the Institute of Chartered Accountants of India. This standard requires that we plan and perform the review to obtain moderate assurance as to whether the financial statements are free of material misstatement. A review is limited primarily to inquiries of Company personnel and an analytical procedure applied to financial data and thus provides less assurance than an audit. We have not performed an audit and accordingly, we do not express an audit opinion.
3. We did not review the financial results of certain subsidiaries and an associate which have been incorporated in the statement. These subsidiaries and the associate account for 71.22 % of total revenues, other operating income and other income as shown in the statement for the quarter ended 30 June 2013. Of the above:
  - a The unaudited financial results of some of the subsidiaries incorporated outside India as drawn up in accordance with the generally accepted accounting principles of the respective countries ('the local GAAP') have been reviewed by other auditors duly qualified to act as auditors in those countries. These subsidiaries account for 71.22% of total revenues, other operating income and other income for the quarter ended 30 June 2013 as shown in the statement. For purposes of preparation of statement, the aforesaid local GAAP financial results have been restated by the Management of the said entities so that they conform to the generally accepted accounting principles in India. This has been done on the basis of a reporting package prepared by the Company which covers accounting and disclosure requirements applicable to consolidated financial statements under the generally accepted accounting principles in India. The reporting packages made for this purpose have been reviewed by other auditors and reports of those other auditors have been furnished to us. Our opinion on the statement, insofar as it relates to these entities, is based solely on the aforesaid review reports of those other auditors.



**B S R & Associates**

4. Based on our review conducted as explained in paragraphs 1 and 2 and on consideration of reports of other auditors explained in the paragraph 3 above, nothing has come to our attention that causes us to believe that the accompanying statement, prepared in accordance with applicable accounting standards and other recognised accounting practices and policies has not disclosed the information required to be disclosed in terms of Clause 41 of the Listing Agreement, including the manner in which it is to be disclosed, or that it contains any material misstatement.

*for B S R & Associates*  
*Chartered Accountants*  
Registration number: 116231W



**Sunil Gaggar**  
Partner  
Membership No. 104315  
Bangalore  
8 August 2013

**DYNAMATIC TECHNOLOGIES LIMITED**  
DYNAMATIC PARK, PEENYA, BANGALORE-560 058, INDIA  
Unaudited consolidated financial results for the quarter ended 30 June 2013

**PART I**

(Rs in lacs, except as otherwise stated)



Sl. No.	Particulars	Quarter ended			For the year ended
		30 June 2013 Unaudited	31 March 2013 (Audited)*	30 June 2012 Unaudited	31 March 2013 Audited
<b>1</b>	<b>Income from operations</b>				
	a) Net Sales/income from operations (Net of excise duty)	35,091.27	38,208.47	37,649.58	143,717.05
	b) Other operating income	108.13	255.54	430.67	1,496.11
	<b>Total income from operations (net)</b>	<b>35,199.40</b>	<b>38,464.01</b>	<b>38,080.25</b>	<b>145,213.16</b>
<b>2</b>	<b>Expenses</b>				
	a) Cost of materials consumed	20,081.05	20,326.67	22,992.11	85,810.45
	b) Changes in inventories of finished goods and work-in-progress	(197.11)	2,304.74	(598.47)	(1,674.65)
	c) Employee benefit expenses	4,932.26	5,053.49	4,834.75	18,914.07
	d) Depreciation	1,284.80	1,124.49	1,132.54	4,638.12
	e) Other expenses	7,416.05	7,767.81	7,266.72	28,613.57
	<b>Total expenses</b>	<b>33,517.05</b>	<b>36,577.20</b>	<b>35,627.65</b>	<b>136,301.56</b>
<b>3</b>	<b>Profit from operations before other income, finance costs and exceptional items (1 - 2)</b>	<b>1,682.35</b>	<b>1,886.81</b>	<b>2,452.60</b>	<b>8,911.60</b>
<b>4</b>	<b>Other income</b>	<b>148.43</b>	<b>212.19</b>	<b>24.06</b>	<b>545.42</b>
<b>5</b>	<b>Profit from ordinary activities before finance costs and exceptional items (3 + 4)</b>	<b>1,830.78</b>	<b>2,099.00</b>	<b>2,476.66</b>	<b>9,457.02</b>
<b>6</b>	<b>Finance costs</b>	<b>2,342.91</b>	<b>2,303.46</b>	<b>1,999.02</b>	<b>8,227.31</b>
<b>7</b>	<b>(Loss)/ Profit from ordinary activities after finance costs but before exceptional items (5 - 6)</b>	<b>(512.13)</b>	<b>(204.46)</b>	<b>477.64</b>	<b>1,229.71</b>
<b>8</b>	<b>Exceptional items (Refer note 4)</b>	<b>150.03</b>	<b>-</b>	<b>-</b>	<b>-</b>
<b>9</b>	<b>(Loss) / Profit from ordinary activities before tax (7 - 8)</b>	<b>(662.16)</b>	<b>(204.46)</b>	<b>477.64</b>	<b>1,229.71</b>
<b>10</b>	<b>Tax expense/ (benefit) , net</b>	<b>377.66</b>	<b>1,971.56</b>	<b>147.09</b>	<b>2,421.26</b>
<b>11</b>	<b>Net (Loss) / Profit from ordinary activities after Tax (9 - 10)</b>	<b>(1,039.82)</b>	<b>(2,176.02)</b>	<b>330.55</b>	<b>(1,191.55)</b>
<b>12</b>	<b>Net (loss) / profit for the period/ year ( 9 - 10)</b>	<b>(1,039.82)</b>	<b>(2,176.02)</b>	<b>330.55</b>	<b>(1,191.55)</b>
<b>13</b>	<b>Paid-up equity share capital (face value of Rs 10/- each)</b>	<b>541.47</b>	<b>541.47</b>	<b>541.47</b>	<b>541.47</b>
<b>14</b>	<b>Reserves (excluding revaluation reserve)</b>	<b>-</b>	<b>-</b>	<b>-</b>	<b>9,559.49</b>
<b>15</b>	<b>(Loss) / Earnings per share (Rs.)</b>				
	Basic	(19.20)	(40.19)	6.10	(22.01)
	Diluted	(19.20)	(40.19)	6.10	(22.01)

\*Balancing figure (refer note 1)

**PART II**

**Select Information for the quarter ended 30 June 2013**

Sl. No.	Particulars	Quarter ended			For the year ended
		30 June 2013	31 March 2013	30 June 2012	31 March 2013
<b>A</b>	<b>PARTICULARS OF SHAREHOLDING</b>				
<b>1</b>	<b>Public shareholding</b>				
	- Number of shares	2,418,616	2,418,616	2,418,680	2,418,616
	- Percentage of shareholding	44.67%	44.67%	44.67%	44.67%
<b>2</b>	<b>Promoters and promoter group shareholding</b>				
	<b>a) Pledged/Encumbered</b>				
	- Number of shares	968,500	968,500	568,500	968,500
	- Percentage of shares (as a % of the total shareholding of promoter and promoter group)	32.33%	32.33%	18.98%	32.33%
	- Percentage of shares (as a % of the total share capital of the company)	17.89%	17.89%	10.50%	17.89%
	<b>b) Non-encumbered</b>				
	- Number of shares	2,027,587	2,027,587	2,427,523	2,027,587
	- Percentage of shares (as a % of the total shareholding of promoter and promoter group)	67.67%	67.67%	81.02%	67.67%
	- Percentage of shares (as a % of the total share capital of the company)	37.44%	37.44%	44.83%	37.44%





## Segmental reporting:

(Rs in lacs, except as otherwise stated)

	Particulars	Quarter ended			For the year ended
		30 June 2013	31 March 2013	30 June 2012	31 March 2013
		Unaudited	(Audited)*	Unaudited	Audited
<b>1</b>	<b>Segment revenue</b>				
	a) Hydraulics	6,933.06	6,990.27	7,746.48	28,674.74
	b) Aerospace	4,539.61	4,942.96	3,939.64	17,246.71
	c) Automotive	23,699.73	26,503.78	26,367.13	99,183.71
	d) Research farm	27.00	27.00	27.00	108.00
	<b>Total income from operations (net)</b>	<b>35,199.40</b>	<b>38,464.01</b>	<b>38,080.25</b>	<b>145,213.16</b>
<b>2</b>	<b>Segment results (loss) / profit before tax and interest from each segment)</b>				
	a) Hydraulics	458.71	297.92	931.26	2,052.85
	b) Aerospace	1,199.10	1,520.70	1,058.79	4,764.59
	c) Automotive	13.94	49.55	443.56	2,018.74
	d) Research farm	10.60	18.64	18.99	75.42
	<b>Total</b>	<b>1,682.35</b>	<b>1,886.81</b>	<b>2,452.60</b>	<b>8,911.60</b>
	<b>Unallocable</b>				
	- Finance costs	2,342.91	2,303.46	1,999.02	8,227.31
	- Exceptional items (refer note 3)	150.03	-	-	-
	- Other income	(148.43)	(212.19)	(24.06)	(545.42)
	<b>(Loss) / Profit before tax</b>	<b>(662.16)</b>	<b>(204.46)</b>	<b>477.64</b>	<b>1,229.71</b>
<b>3</b>	<b>Segment capital employed</b> (Segment assets - segment liabilities)				
	a) Hydraulics	9,696.84	10,852.80	14,276.85	10,852.80
	b) Aerospace	14,473.65	13,182.11	11,549.34	13,182.11
	c) Automotive	5,579.66	5,435.37	11,286.45	5,435.37
	d) Research farm	551.11	585.11	520.90	585.11
	e) Others	2,964.99	2,974.81	2,858.66	2,974.81
	<b>Total</b>	<b>33,266.25</b>	<b>33,030.20</b>	<b>40,492.20</b>	<b>33,030.20</b>
	<b>Unallocable assets</b>	<b>(21,921.25)</b>	<b>(19,665.95)</b>	<b>(25,547.96)</b>	<b>(19,665.95)</b>
		<b>11,345.00</b>	<b>13,364.25</b>	<b>14,944.24</b>	<b>13,364.25</b>

\*Balancing figure (refer note 1)



NOTES:

1. The above results of Dynamatic Technologies Limited ("the Company"), its subsidiaries and an associate, as listed below, (collectively known as "the Group") are prepared in accordance with requirements of the Accounting Standard AS 21 "Consolidated Financial Statements" prescribed by Companies (Accounting Standards) Rules, 2006 (as amended).

Sl. no.	Name of the entity	Subsidiary / associate	Country of incorporation	Effective group shareholding%
1	JKM Erla Automotive Limited	Subsidiary	India	99.99
2	JKM Ferrotech Limited	Subsidiary	India	99.99
3	JKM Research Farm Limited	Subsidiary	India	99.99
4	JKM Global Pte Limited	Subsidiary	Singapore	100
5	Dynamatic Limited	Subsidiary	United Kingdom	100
6	Yew Tree Investments Limited	Subsidiary	United Kingdom	100
7	JKM Erla Holdings GmbH	Subsidiary	Germany	100
8	Eisenwerk Erla GmbH	Subsidiary	Germany	100
9	Harasfera Design Private Limited	Associate	India	50

2. The above results were reviewed by Audit Committee and thereafter approved by the Board of Directors at their meeting held on 8 August 2013 and have undergone a "Limited Review" by Statutory Auditors of the Company. The review report of the Statutory Auditors is being filed with the Bombay Stock Exchange and the National Stock Exchange and is also available on the Company's website at [www.dynamatics.com](http://www.dynamatics.com). Figures for the quarter ended 31 March 2013 as reported in these financial results are the balancing figures between audited figures in respect of the full financial year and the published year to date figure upto the end of the third quarter of the relevant financial year.
3. Pursuant to the provisions of the Listing Agreement, the Management has decided to publish consolidated financial results in the newspapers. However the standalone financial results will be made available on the Company's website at [www.dynamatics.com](http://www.dynamatics.com) and also on the websites of BSE ([www.bseindia.com](http://www.bseindia.com)) and NSE ([www.nseindia.com](http://www.nseindia.com)).
4. Exceptional item includes various expenses such as professional fees and other ancillary charges incurred by the Company during the quarter ended 30 June 2013 towards loan funds raised from KKR India Financials Services Private Limited, a Non-Banking Financial Company.



5. Information of standalone audited financial results of the Company in terms of Clause 41 (VI) (b) of the Listing Agreement is as under:

(Rs in lacs)

Particulars	Quarter ended			Year ended
	30 June 2013	31 March 2013	30 June 2012	31 March 2013
	Unaudited	Audited*	Unaudited	Audited
Revenue	9,335.91	9,965.52	11,374.19	41,721.77
(Loss) / profit before tax and exceptional items	(531.87)	(158.76)	37.78	143.29
(Loss) / profit after tax and exceptional items	(681.90)	(158.76)	37.78	143.29

\* refer note 2


6. Pursuant to a resolution passed in the Extraordinary General Meeting of shareholders dated 25 March 2013, amounts aggregating Rs 67,500,166 and Rs 57,499,994 (being 25% of the total value of warrants at the date of allotment) has been brought in by Mr Udayant Malhoutra in his capacity as Promoter and by Wavell Investments Private Limited, being a Promoter group company, towards subscription of 338,440 and 288,300 convertible warrants of Rs 797.78 each respectively. These warrants give the right to the warrant holders to subscribe for one equity share of Rs 10 each in the Company per warrant which is exercisable within 18 (eighteen) months from the date of allotment i.e. 26 March 2013.

7. Status of investor complaints for the quarter ended 30 June 2013:



Particulars	Opening	Received	Resolved	Pending
Number of Complaints	-	5	5	-

8. Previous period/ year figures have been reclassified to conform with current period / year presentation, where applicable.

For and on behalf of the Board of Directors



**Udayant Malhoutra**  
**CEO and Managing Director**  
 Dynamatic Technologies Limited  
 Place: Bangalore  
 Date: 8 August 2013



# B S R & Associates

(Registered)  
Chartered Accountants

Maruthi Info-Tech Centre  
11-12/1 Inner Ring Road  
Koramangala  
Bangalore 560 071 India

Telephone +91 80 3980 6000  
Fax +91 80 3980 6999

## **Review report to the Board of Directors of Dynamatic Technologies Limited**

We have reviewed the accompanying standalone unaudited financial results ('the Statement') of Dynamatic Technologies Limited ("the Company") for the quarter ended 30 June 2013, attached herewith, being submitted by the Company pursuant to the requirement of Clause 41 of the Listing Agreement issued by the Securities and Exchange Board of India ("Listing Agreement") "except for the disclosures regarding 'Public Shareholding' and 'Promoter and Promoter Group Shareholding' which have been traced from disclosures made by the Management and have not been reviewed by us. This Statement is the responsibility of the Company's Management and has been approved by the Board of Directors in their meeting held on 8 August 2013. Our responsibility is to issue a report on the Statement based on our review. Attention is drawn to the fact that the figures for the quarter ended 31 March 2013 as reported in this statement are the balancing figures between audited figures in respect of the full financial year (31 March 2013) and the published year to date figures up to the end of third quarter of the previous financial year (31 March 2013). The figures up to the end of the third quarter of the previous financial year had only been reviewed and not subject to an audit.

We conducted our review in accordance with the Standard on Review Engagement (SRE) 2410, Review of Interim Financial Information performed by the Independent Auditor of the Entity, issued by the Institute of Chartered Accountants of India. This Standard requires that we plan and perform the review to obtain moderate assurance as to whether the financial statements are free of material misstatement. A review is limited primarily to inquiries of Company personnel and analytical procedure applied to financial data and thus provides less assurance than an audit. We have not performed an audit and accordingly, we do not express an audit opinion.

Based on our review conducted as above, nothing has come to our attention that causes us to believe that the Statement prepared in accordance with applicable accounting standards and other recognized accounting practices and policies has not disclosed the information required to be disclosed in terms of Clause 41 of the Listing Agreement including the manner in which it is to be disclosed, or that it contains any material misstatement.

*for B S R & Associates*  
*Chartered Accountants*  
Membership Number: 116231W

  
**Sunil Gaggar**  
Partner

Membership number: 104315  
Place: Bangalore  
Date: 8 August 2013

**DYNAMATIC TECHNOLOGIES LIMITED**  
DYNAMATIC PARK, PEENYA, BANGALORE-560 058, INDIA  
Unaudited standalone financial results for the quarter ended 30 June 2013

**PART I**

(Rs in lacs, except as otherwise stated)

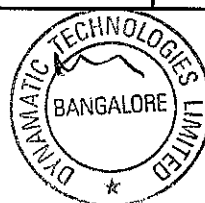
Sl. No.	Particulars	Quarter ended			For the year ended
		30 June 2013 Unaudited	31 March 2013 (Audited)*	30 June 2012 Unaudited	31 March 2013 Audited
<b>1</b>	<b>Income from operations</b>				
	a) Net Sales/income from operations (Net of excise duty)	9,092.42	9,702.38	11,070.18	40,621.71
	b) Other operating income	243.49	263.14	304.01	1,100.06
	<b>Total income from operations (net)</b>	<b>9,335.91</b>	<b>9,965.52</b>	<b>11,374.19</b>	<b>41,721.77</b>
<b>2</b>	<b>Expenses</b>				
	a) Cost of materials consumed	4,700.41	5,060.43	6,886.08	20,899.36
	b) Changes in inventories of finished goods and work-in-progress	121.74	(286.53)	(1,051.39)	(342.56)
	c) Employee benefit expenses	1,173.45	1,111.50	1,308.17	4,692.17
	d) Depreciation	705.08	695.58	632.21	2,628.52
	e) Other expenses	2,258.07	2,780.71	2,648.48	10,337.82
	<b>Total expenses</b>	<b>8,958.75</b>	<b>9,361.69</b>	<b>10,423.55</b>	<b>38,215.31</b>
<b>3</b>	<b>Profit from operations before other income, finance costs and exceptional items (1 - 2)</b>	<b>377.16</b>	<b>603.83</b>	<b>950.64</b>	<b>3,506.46</b>
4	Other income	319.89	306.16	220.92	1,032.78
<b>5</b>	<b>Profit from ordinary activities before finance costs and exceptional items (3 + 4)</b>	<b>697.05</b>	<b>909.99</b>	<b>1,171.56</b>	<b>4,539.24</b>
6	Finance costs	1,228.92	1,068.75	1,133.78	4,395.95
<b>7</b>	<b>(Loss)/ Profit from ordinary activities after finance costs but before exceptional items (5 - 6)</b>	<b>(531.87)</b>	<b>(158.76)</b>	<b>37.78</b>	<b>143.29</b>
8	Exceptional items (Refer note 3)	150.03	-	-	-
<b>9</b>	<b>(Loss) / Profit from ordinary activities before tax (7 - 8)</b>	<b>(681.90)</b>	<b>(158.76)</b>	<b>37.78</b>	<b>143.29</b>
10	Tax expense/ (benefit) , net	-	41.99	12.27	113.33
<b>11</b>	<b>Net (Loss) / Profit from ordinary activities after Tax (9 - 10)</b>	<b>(681.90)</b>	<b>(200.75)</b>	<b>25.51</b>	<b>29.96</b>
<b>12</b>	<b>Net (loss) / profit for the period/ year (9 - 10)</b>	<b>(681.90)</b>	<b>(200.75)</b>	<b>25.51</b>	<b>29.96</b>
13	Paid-up equity share capital (face value of Rs 10/- each)	541.47	541.47	541.47	541.47
14	Reserves (excluding revaluation reserve)	-	-	-	13,067.00
<b>15</b>	<b>(Loss) / Earnings per share (Rs.)</b>				
	Basic	(12.59)	(3.71)	0.47	0.55
	Diluted	(12.59)	(3.71)	0.47	0.55

\*Balancing figure (refer note 1)

**PART II**

**Select Information for the quarter ended 30 June 2013**

Sl. No.	Particulars	Quarter ended			For the year ended
		30 June 2013	31 March 2013	30 June 2012	31 March 2013
<b>A</b>	<b>PARTICULARS OF SHAREHOLDING</b>				
<b>1</b>	<b>Public shareholding</b>				
	- Number of shares	2,418,616	2,418,616	2,418,680	2,418,616
	- Percentage of shareholding	44.67%	44.67%	44.67%	44.67%
<b>2</b>	<b>Promoters and promoter group shareholding</b>				
	a) Pledged/Encumbered				
	- Number of shares	968,500	968,500	568,500	968,500
	- Percentage of shares (as a % of the total shareholding of promoter and promoter group)	32.33%	32.33%	18.98%	32.33%
	- Percentage of shares (as a % of the total share capital of the company)	17.89%	17.89%	10.50%	17.89%
	b) Non-encumbered				
	- Number of shares	2,027,587	2,027,587	2,427,523	2,027,587
	- Percentage of shares (as a % of the total shareholding of promoter and promoter group)	67.67%	67.67%	81.02%	67.67%
	- Percentage of shares (as a % of the total share capital of the company)	37.44%	37.44%	44.83%	37.44%




Segmental reporting:

(Rs in lacs, except as otherwise stated)

	Particulars	Quarter ended			For the year ended	
		30 June 2013	31 March 2013	30 June 2012	31 March 2013	
		Unaudited	(Audited)*	Unaudited	Audited	
<b>1</b>	<b>Segment revenue</b>					
	a) Hydraulics	3,817.23	3,827.58	4,599.04	16,188.37	
	b) Aerospace	1,905.20	2,085.97	1,300.95	6,572.26	
	c) Automotive	3,590.03	4,047.21	5,366.08	18,546.23	
	d) Others	23.45	4.76	108.12	414.91	
	<b>Total</b>	<b>9,335.91</b>	<b>9,965.52</b>	<b>11,374.19</b>	<b>41,721.77</b>	
<b>2</b>	<b>Segment results (loss) / profit before tax and interest from each segment)</b>					
	a) Hydraulics	353.86	268.52	965.02	2,113.83	
	b) Aerospace	731.10	707.40	438.22	2,387.57	
	c) Automotive	(722.72)	(347.05)	(557.69)	(1,256.46)	
	d) Others	14.92	(25.04)	105.09	261.52	
	<b>Total</b>	<b>377.16</b>	<b>603.83</b>	<b>950.64</b>	<b>3,506.46</b>	
	<b>Unallocable</b>					
	- Finance costs	1,228.92	1,068.75	1,133.78	4,395.95	
	- Exceptional items (refer note 3)	150.03	-	-	-	
	- Other income	(319.89)	(306.16)	(220.92)	(1,032.78)	
	<b>(Loss) / Profit before tax</b>	<b>(681.90)</b>	<b>(158.76)</b>	<b>37.78</b>	<b>143.29</b>	
<b>3</b>	<b>Segment capital employed (Segment assets - segment liabilities)</b>					
	a) Hydraulics	7,147.43	7,563.36	9,935.50	7,563.36	
	b) Aerospace	7,408.26	8,078.28	7,246.05	8,078.28	
	c) Automotive	15,548.18	15,967.31	16,614.39	15,967.31	
	d) Others	2,987.17	2,979.04	2,862.38	2,979.04	
	<b>Total</b>	<b>33,091.04</b>	<b>34,587.99</b>	<b>36,658.32</b>	<b>34,587.99</b>	
	<b>Unallocable assets</b>	<b>(17,411.04)</b>	<b>(17,717.03)</b>	<b>(21,141.81)</b>	<b>(17,717.03)</b>	
	<b>Total</b>	<b>15,680.00</b>	<b>16,870.96</b>	<b>15,516.51</b>	<b>16,870.96</b>	

\*Balancing figure (refer note 1)




NOTES:

- 1 The above results were reviewed by Audit Committee and thereafter approved by the Board of Directors at their meeting held on 8 August 2013 and have undergone a "Limited Review" by the Statutory Auditors of the Company. The review report of the Statutory Auditors is being filed with the Bombay Stock Exchange and the National Stock Exchange and is also available on the Company's website at [www.dynamics.com](http://www.dynamics.com). Figures for the quarter ended 31 March 2013 as reported in these financial results are the balancing figures between audited figures in respect of the full financial year and the published year to date figures upto the end of the third quarter of the relevant financial year.
- 2 Pursuant to the provisions of the Listing Agreement, the Management has decided to publish consolidated financial results in the newspapers. However the standalone financial results will be made available on the Company's website at [www.dynamics.com](http://www.dynamics.com) and also on the websites of BSE ([www.bseindia.com](http://www.bseindia.com)) and NSE ([www.nseindia.com](http://www.nseindia.com)).
- 3 Exceptional item includes various expenses such as professional fees and other ancillary charges incurred by the Company during the quarter ended 30 June 2013 towards loan funds raised from KKR India Financials Services Private Limited, a Non-Banking Financial Company.
- 4 Pursuant to a resolution passed in the Extraordinary General Meeting of shareholders dated 25 March 2013, amounts aggregating Rs 67,500,166 and Rs 57,499,994 (being 25% of the total value of warrants at the date of allotment) has been brought in by Mr Udayant Malhoutra in his capacity as Promoter and by Wavell Investments Private Limited, being a Promoter group company, towards subscription of 338,440 and 288,300 convertible warrants of Rs 797.78 each respectively. These warrants give the right to the warrant holders to subscribe for one equity share of Rs 10 each in the Company per warrant which is exercisable within 18 (eighteen) months from the date of allotment i.e. 26 March 2013.
- 5 Status of investor complaints for the quarter ended 30 June 2013:

Particulars	Opening	Received	Resolved	Pending
Number of Complaints	-	5	5	-

- 6 Previous period/ year figures have been reclassified to conform with current period/ year presentation, where applicable.

For and on behalf of the Board of Directors



**Udayant Malhoutra**  
**CEO and Managing Director**  
Dynamatic Technologies Limited  
Place: Bangalore  
Date: 8 August 2013

