



May 28, 2014

1. The Secretary  
Bombay Stock Exchange Limited  
Phiroze Jeejeebhoy Towers  
Dalal Street  
MUMBAI 400 001.

**Fax No. 022 - 2272 3121 / 3719 / 2037 / 2039 / 2041 / 2061**

2. The Secretary  
National Stock Exchange of India Limited  
"Exchange Plaza"  
Bandra-Kurla Complex  
Bandra East  
MUMBAI 400 051.

**Fax No.022 - 26598237 / 38**

Dear Sir,

**Sub: Board meeting outcome**

Further to our letter dated May 16, 2014, we provide here below significant matters arising out of the Board Meeting held on May 28, 2014:

1. The Board has approved Consolidated and Standalone Financial Results for the year ended March 31, 2014.
2. The Board accepted the resignation tendered by Ms. Sindhu from the position of Company Secretary and Compliance officer of the Company.
3. Mr. Naveen Chandra P, a qualified Company Secretary, has been appointed as the Company Secretary and Compliance officer of the Company with effect from May 28, 2014.

In compliance with the provisions of Clause 41 of the Listing Agreement, we enclose hereto a copy of the financial results for your consideration. Please acknowledge.

Thanking you,

Yours faithfully,  
For **DYNAMATIC TECHNOLOGIES LIMITED**

  
**Udayant Malhoutra**  
CEO & Managing Director

Dynamatic Park Peenya Bangalore 560 058 India  
Tel +91 80 2839 4933 /34 / 35 Fax +91 80 2839 5823  
www.dynamics.com

Corporate Identity Number: L72200KA1973PLC002308

# B S R & Associates LLP

Chartered Accountants

Maruthi Info-Tech Centre  
11-12/1 Inner Ring Road  
Koramangala  
Bangalore 560 071 India

Telephone: + 91 80 3980 6000  
Fax: + 91 80 3980 6999

## The Board of Directors Dynamatic Technologies Limited

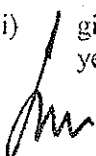
We have audited the accompanying Statement of Standalone Financial Results ('the Statement') of Dynamatic Technologies Limited ('the Company') for the year ended 31 March 2014, attached herewith, being submitted by the Company pursuant to the requirements of Clause 41 of the Listing Agreement issued by the Securities and Exchange Board of India ("Listing Agreement"), except for the disclosures regarding 'Public Shareholding' and 'Promoter and Promoter Group Shareholding' which have been traced from disclosures made by the Management and have not been audited by us. Attention is drawn to the fact that the figures for the quarter ended 31 March 2014 and the corresponding quarter ended in the previous year as reported in the Statement are the balancing figures between audited figures in respect of the full financial year and the published year to date figures upto the end of the third quarter of the relevant financial year. Also, the figures upto the end of the third quarter had only been reviewed and not subjected to audit.

The Statement has been prepared on the basis of the annual financial statements of the current year and reviewed quarterly financial results upto the end of the third quarter. Our responsibility is to express an opinion on the Statement based on our audit of the financial statements of the current year which have been prepared in accordance with the recognition and measurement principles laid down in the Companies (Accounting Standards) Rules, 2006 as per Section 211(3C) of the Companies Act, 1956, ("the Act") read with the General Circular 15/2013 dated 13 September 2013 of the Ministry of Corporate Affairs in respect of Section 133 of the Companies Act, 2013 and other accounting principles generally accepted in India and in compliance with Clause 41 of the Listing Agreement.

We conducted our audit in accordance with the auditing standards generally accepted in India. Those standards require that we plan and perform the audit to obtain reasonable assurance about whether the Statement is free of material misstatement(s). An audit includes examining, on a test basis, evidence supporting the amounts disclosed in the Statement. An audit includes assessing the accounting principles used and significant estimates made by Management. We believe that our audit provides a reasonable basis for our opinion.

In our opinion and to the best of our information and according to the explanations given to us, the Statement:


- (i) is presented in accordance with the requirements of Clause 41 of the Listing Agreement in this regard; and
- (ii) give a true and fair view of the net profit and other financial information of the Company for the year ended 31 March 2014.



**B S R & Associates LLP**

Further, we also report that we have, on the basis of the books of account and other records and information and explanations given to us by the Management, also verified the number of shares as well as percentage of shareholdings in respect of aggregate amount of public shareholdings, as furnished by the Company in terms of Clause 35 of the Listing Agreement and found the same to be correct.

*for* **B S R & Associates LLP**  
Chartered Accountants  
Registration Number: 116231W



**Vineet Dhawan**

*Partner*

Membership No: 092084

Place: Bangalore

Date: 28 May 2014

**DYNAMATIC TECHNOLOGIES LIMITED**  
DYNAMATIC PARK, PEENYA, BANGALORE-560 058, INDIA  
Audited standalone financial results for the quarter and year ended 31 March 2014



(Rs in laacs, except as otherwise stated)						
PART-I						
Sl. No.	Particulars	Quarter ended			Year ended	
		31 March 2014 (Audited)*	31 December 2013 Unaudited	31 March 2013 (Audited)*	31 March 2014 Audited	31 March 2013 Audited
1	<b>Income from operations</b>					
	a) Net Sales/income from operations (Net of excise duty)	10,445.79	10,183.19	9,702.38	40,558.92	40,621.71
	b) Other operating income	615.10	829.25	492.21	2,333.45	1,800.06
	<b>Total income from operations (net)</b>	<b>11,060.89</b>	<b>11,012.44</b>	<b>10,194.59</b>	<b>42,892.37</b>	<b>42,421.77</b>
2	<b>Expenses</b>					
	a) Cost of materials consumed	5,297.38	4,993.06	4,977.08	20,861.36	20,816.00
	b) Changes in inventories of finished goods, work-in-progress	232.04	37.27	(203.18)	80.00	(260.00)
	c) Employee benefit expenses	1,280.42	1,159.52	1,111.50	4,838.33	4,692.17
	d) Depreciation	706.69	706.07	695.58	2,816.08	2,628.52
	e) Other expenses	2,680.30	2,351.09	2,704.57	9,632.06	10,338.82
	<b>Total expenses</b>	<b>10,196.83</b>	<b>9,247.01</b>	<b>9,285.55</b>	<b>38,227.83</b>	<b>38,215.51</b>
3	<b>Profit from operations before other income, finance costs and exceptional items (1 - 2)</b>	<b>864.06</b>	<b>1,765.43</b>	<b>909.04</b>	<b>4,664.54</b>	<b>4,206.26</b>
4	Other income (refer note 5)	1,296.41	64.68	77.09	1,473.40	332.78
5	<b>Profit from ordinary activities before finance costs and exceptional items (3 + 4)</b>	<b>2,160.47</b>	<b>1,830.11</b>	<b>986.13</b>	<b>6,137.94</b>	<b>4,539.04</b>
6	Finance costs	1,720.22	1,596.42	1,144.89	5,957.03	4,395.95
7	<b>Profit / (Loss) from ordinary activities after finance costs but before exceptional item (5 - 6)</b>	<b>440.25</b>	<b>233.69</b>	<b>(158.76)</b>	<b>180.91</b>	<b>143.09</b>
8	Exceptional item (refer note 3)	-	-	-	150.03	-
9	<b>Profit / (Loss) from ordinary activities before tax (7 - 8)</b>	<b>440.25</b>	<b>233.69</b>	<b>(158.76)</b>	<b>30.88</b>	<b>143.09</b>
10	Tax expense	-	-	41.99	-	113.33
11	<b>Net Profit / (Loss) from ordinary activities after tax (9 - 10)</b>	<b>440.25</b>	<b>233.69</b>	<b>(200.75)</b>	<b>30.88</b>	<b>29.76</b>
12	Extraordinary items (net of tax expense)	-	-	-	-	-
13	<b>Net Profit / (Loss) for the year (11 - 12)</b>	<b>440.25</b>	<b>233.69</b>	<b>(200.75)</b>	<b>30.88</b>	<b>29.76</b>
14	Paid-up equity share capital (face value of Rs 10/- each)	554.01	541.47	541.47	554.01	541.47
15	Reserves (excluding revaluation reserve)	-	-	-	13,745.00	13,067.00
16	<b>Earning / (Loss) per share</b>					
	Basic EPS (in Rs.)	8.13	4.32	(3.71)	0.57	0.55
	Diluted EPS (in Rs.)	8.13	4.32	(3.71)	0.57	0.55

\* Balancing figure (refer note 1)


**PART-II**

Select Information for the quarter and year ended 31 March 2014

Sl. No.	Particulars	Quarter ended			Year ended	
		31 March 2014 Unaudited	31 December 2013 Unaudited	31 March 2013 Unaudited	31 March 2014 Unaudited	31 March 2013 Unaudited
A	<b>PARTICULARS OF SHAREHOLDING</b>					
1	Public shareholding					
	Number of shares	2,438,189	2,418,616	2,418,616	2,438,189	2,418,616
	Percentage of shareholding	44.01%	44.67%	44.67%	44.01%	44.67%
2	Promoters and promoter group shareholding					
	a) Pledged/Encumbered					
	- Number of shares	1,050,000	1,050,000	968,500	1,050,000	968,500
	- Percentage of shares (as a % of the total shareholding of promoter and promoter group)	33.85%	35.05%	32.33%	33.85%	32.33%
	- Percentage of shares (as a % of the total share capital of the company)	18.95%	19.39%	17.89%	18.95%	17.89%
	b) Non-encumbered					
	- Number of shares	2,051,861	1,946,087	2,027,587	2,051,861	2,027,587
	- Percentage of shares (as a % of the total shareholding of promoter and promoter group)	66.15%	64.95%	67.67%	66.15%	67.67%
	- Percentage of shares (as a % of the total share capital of the company)	37.04%	35.94%	37.44%	37.04%	37.44%



Segment Reporting						
<i>(Rs in lacs, except as otherwise stated)</i>						
	Particulars	Quarter ended			Year ended	
		31 March 2014	31 December 2013	31 March 2013	31 March 2014	31 March 2013
		(Audited)*	Unaudited	(Audited)*	Audited	Audited
1	<b>Segment revenue</b>					
	a) Hydraulics	4,301.30	4,887.65	3,912.78	17,706.80	16,462.37
	b) Aerospace and Homeland	2,742.77	2,627.43	2,127.65	9,494.76	6,683.26
	c) Automotive and Aluminium Castings	4,016.82	3,497.36	4,150.26	15,592.02	18,861.23
	d) Others	-	-	3.90	98.79	414.91
	<b>Total</b>	<b>11,060.89</b>	<b>11,012.44</b>	<b>10,194.59</b>	<b>42,892.37</b>	<b>42,421.77</b>
2	<b>Segment results (profit / (loss) before tax and interest from each segment)</b>					
	a) Hydraulics	473.98	834.77	364.72	2,590.62	2,387.83
	b) Aerospace and Homeland	942.78	1,264.21	781.08	3,866.09	2,498.37
	c) Automotive and Aluminium castings	(602.82)	(317.33)	(170.00)	(1,880.49)	(941.46)
	d) Others	50.12	(16.22)	(66.76)	88.32	261.52
	<b>Total</b>	<b>864.06</b>	<b>1,765.43</b>	<b>909.04</b>	<b>4,664.54</b>	<b>4,206.26</b>
	<b>Unallocable</b>					
	- Finance cost	1,720.22	1,596.42	1,144.89	5,957.03	4,395.93
	- Exceptional item (refer note 3)	-	-	-	150.03	-
	- Other income	(1,296.41)	(64.68)	(77.09)	(1,473.40)	(332.78)
	<b>Profit / (Loss) before tax</b>	<b>440.25</b>	<b>233.69</b>	<b>(158.76)</b>	<b>30.88</b>	<b>143.09</b>
3	<b>Segment capital employed (Segment assets - segment liabilities)</b>					
	a) Hydraulics	7,546.07	6,922.03	7,563.36	7,546.07	7,563.36
	b) Aerospace and Homeland	14,905.26	14,796.10	13,726.11	14,905.26	13,726.11
	c) Automotive and Aluminium castings	11,011.05	16,039.30	15,967.31	11,011.05	15,967.31
	d) Others	2,875.15	2,907.87	2,979.04	2,875.15	2,979.04
	<b>Total</b>	<b>36,337.53</b>	<b>40,665.30</b>	<b>40,235.82</b>	<b>36,337.53</b>	<b>40,235.82</b>
	<b>Unallocable assets, net of liabilities</b>	<b>(5,493.11)</b>	<b>(9,216.30)</b>	<b>(8,826.00)</b>	<b>(5,493.11)</b>	<b>(8,826.00)</b>
	<b>Total</b>	<b>30,844.42</b>	<b>31,449.00</b>	<b>31,409.82</b>	<b>30,844.42</b>	<b>31,409.82</b>
*Balancing figure (refer note 2)						



**DYNAMATIC TECHNOLOGIES LIMITED**  
**DYNAMATIC PARK, PEENYA, BANGALORE-560 058, INDIA**  
**Disclosure of Standalone Balance Sheet Items as per Clause 41 (V)(h) of Listing Agreement**

*(Rs in lacs, except as otherwise stated)*

Particulars	As at	
	31 March 2014 (Audited)	31 March 2013 (Audited)
<b>Equity and liabilities</b>		
<b>Shareholders' funds</b>		
Share capital	554	541
Reserves and surplus	14,371	15,080
Money received against share warrants	1,000	1,250
	<b>15,925</b>	<b>16,871</b>
<b>Non-current liabilities</b>		
Long-term borrowings	14,919	14,539
Deferred tax liabilities (net)	2,801	2,801
Other long-term liabilities	651	1,040
Long-term provisions	253	156
	<b>18,624</b>	<b>18,536</b>
<b>Current liabilities</b>		
Short-term borrowings	9,656	13,177
Trade payables	8,757	8,758
Other current liabilities	9,678	9,246
Short-term provisions	183	75
	<b>28,274</b>	<b>31,256</b>
<b>Total</b>	<b>62,823</b>	<b>66,663</b>
<b>Assets</b>		
<b>Non current assets</b>		
<b>Fixed assets</b>		
- Tangible fixed assets	29,467	26,691
- Intangible fixed assets	2,179	2,465
- Capital work in progress	56	7,228
- Intangible fixed assets under development	-	188
	<b>31,702</b>	<b>36,572</b>
Non-current investments	7,040	7,040
Long-term loans and advances	1,294	2,951
Other non-current assets	565	584
	<b>8,899</b>	<b>10,575</b>
<b>Current assets</b>		
Inventories	6,114	6,063
Trade receivables	6,896	6,857
Cash and bank balances	1,288	427
Short-term loan and advances	5,838	4,528
Other current assets	2,086	1,641
	<b>22,222</b>	<b>19,516</b>
<b>Total</b>	<b>62,823</b>	<b>66,663</b>



NOTES:

- 1 The above results were reviewed by Audit Committee in the meeting held on 27 May 2014, thereafter approved by the Board of Directors in their meeting held on 28 May 2014. The figures for the quarter ended 31 March 2014 and the corresponding quarter ended in the previous year as reported in this standalone financial result is the balancing figures between audited figures in respect of the full financial year and the published year to date figures upto the end of the third quarter of the relevant financial year. The audit report of the Statutory Auditors is being filed with the BSE and the NSE and is also available on the Company's website at [www.dynamics.com](http://www.dynamics.com).
- 2 Pursuant to the provisions of the Listing Agreement, the Management has decided to publish consolidated financial results in the newspapers. However the standalone financial results will be made available on the Company's website at [www.dynamics.com](http://www.dynamics.com) and also on the websites of BSE ([www.bseindia.com](http://www.bseindia.com)) and NSE ([www.nseindia.com](http://www.nseindia.com)).
- 3 Exceptional items includes various expenses such as professional fees and other incidental charges incurred by the Company during the quarter ended 30 June 2013 towards loan funds raised from KKR India Financial Services Private Limited, a Non-Banking Financial Company.
- 4 Pursuant to a resolution passed in the Extraordinary General Meeting of shareholders dated 25 March 2013, amounts aggregating Rs 67,500,166 and Rs 57,499,994 (being 25% of the total value of warrants at the date of allotment) has been brought in by Mr Udayant Malhoutra in his capacity as Promoter and by Wavell Investments Private Limited, being a Promoter group company, towards subscription of 338,440 and 288,300 convertible warrants of Rs 797.78 each respectively. These warrants give the right to the warrant holders to subscribe for one equity share of Rs 10 each in the Company per warrant which is exercisable within 18 (eighteen) months from the date of allotment i.e. 26 March 2013.  
  
Out of 288,300 convertible warrants issued to Wavell Investments Private Limited, the Board vide its circular resolution dated 26 March 2014 has accorded its approval to allot 125,347 equity shares by conversion of 125,347 convertible warrants at a price of Rs 797.78 each (face value of Rs 10 and premium of Rs 787.78). Accordingly, the Company has received balance 75% of total value of 125,347 warrants aggregating Rs.75,000,000 towards the allotment of 125,347 equity shares on conversion of these 125,347 warrants.
- 5 During the year, the Company has transferred its right on leasehold land located at the SIPCOT area in Tamil Nadu along with the building and superstructure constructed on it for aggregate consideration of Rs 2,854 lacs. Accordingly, the Company has credited Rs 1,295 lacs to the statement of profit and loss account including adjustment of revaluation reserve of Rs 1,387 lacs.
- 6 Status of investor complaints for the quarter ended 31 March 2014:

Particulars	Opening	Received	Resolved	Pending
Number of Complaints	-	-	-	-





7 Previous year/ period figures have been reclassified to conform with current year/ period presentation, where applicable.

For and on behalf of the Board of Directors



**Udayant Malhoutra**  
**CEO and Managing Director**  
Dynamalic Technologies Limited  
Bangalore  
28 May 2014



# B S R & Associates LLP

Chartered Accountants

Maruthi Info-Tech Centre  
11-12/1 Inner Ring Road  
Koramangala  
Bangalore 560 071 India

Telephone: + 91 80 3980 6000  
Fax: + 91 80 3980 6999

## The Board of Directors Dynamatic Technologies Limited

We have audited the accompanying Statement of Consolidated Financial Results ('the Statement') of Dynamatic Technologies Limited ('the Company'), its subsidiaries and an associate as detailed in note 1 of the Statement (collectively referred to as 'the Dynamatic Group') for the year ended 31 March 2014, attached herewith, being submitted by the Company pursuant to the requirements of Clause 41 of the Listing Agreement issued by the Securities and Exchange Board of India ("Listing Agreement"), except for the disclosures regarding 'Public Shareholding' and 'Promoter and Promoter Group Shareholding' which have been traced from disclosures made by the Management and have not been audited by us. Attention is drawn to the fact that the figures for the quarter ended 31 March 2014 and the corresponding quarter ended in the previous year as reported in the Statement are the balancing figures between audited figures in respect of the full financial year and the published year to date figures upto the end of the third quarter of the relevant financial year. Also the figures upto the end of the third quarter had only been reviewed and not subjected to audit.

The Statement has been prepared on the basis of the consolidated financial statements of the current year and reviewed quarterly financial results upto the end of the third quarter. Our responsibility is to express an opinion on the Statement based on our audit of the consolidated financial statement of the current year which has been prepared in accordance with the recognition and measurement principles laid down in the Companies (Accounting Standards) Rules, 2006 as per Section 211(3C) of the Companies Act, 1956, ("the Act") read with the General Circular 15/2013 dated 13 September 2013 of the Ministry of Corporate Affairs in respect of Section 133 of the Companies Act, 2013 and other accounting principles generally accepted in India and in compliance with Clause 41 of the Listing Agreement.

We conducted our audit in accordance with the auditing standards generally accepted in India. Those standards require that we plan and perform the audit to obtain reasonable assurance about whether the Statement is free of material misstatement(s). An audit includes examining, on a test basis, evidence supporting the amounts disclosed in the Statement. An audit includes assessing the accounting principles used and significant estimates made by Management. We believe that our audit provides a reasonable basis for our opinion.

We did not audit the financial results of certain subsidiaries and an associate which have been incorporated in the Statement. These subsidiaries and the associate account for 42.84% of total assets as at 31 March 2014 and 72.14% of the aggregate of total income from operations (net) and other income for the current year, as shown in the Statement. Of the above:

- a. The financial results of some of the subsidiaries incorporated outside India as drawn up in accordance with the generally accepted accounting principles of the respective countries ('the local GAAP') have been audited by other auditors duly qualified to act as auditors in those countries. These subsidiaries account for 42.20% of total assets as at 31 March 2014 and 72.14% of the aggregate of total income from operations (net) and other income for the year ended on that date, as shown in the Statement. For the purposes of preparation of the Statement, the aforesaid local GAAP financial results have been



B S R & Associates is partnership firm with  
Registration No. BA692267 converted into  
B S R & Associates LLP a Limited Liability  
Partnership with LLP Registration No. AAB-81821  
with effect from October 14, 2013

Registered Office:  
1st Floor, Lodha Excelus  
Apollo Mills Compound  
N.M. Joshi Marg, Mahalakshmi  
Mumbai - 400 011

**B S R & Associates LLP**

restated by the Management of the said entities so that they conform to the generally accepted accounting principles in India. This has been done on the basis of a reporting package prepared by the Company which covers accounting and disclosure requirements applicable to the Statement under the generally accepted accounting principles in India. The reporting packages made for this purpose have been audited by the other auditors and reports of those other auditors have been furnished to us. Our opinion on the Statement, insofar as it relates to these entities, is based on the aforesaid audit reports of these other auditors.


- b. The financial results of the remaining subsidiaries and the associate have not been subjected to audit either by us or by other auditors, and therefore, the unaudited financial results for the current year of these entities have been furnished to us by the Management. These subsidiaries and associate account for 0.64% of total assets as at 31 March 2014, as shown in the Statement, and therefore are not material to the financial results, either individually or in aggregate.

In our opinion and to the best of our information and according to the explanations given to us the Statement:

- (i) is presented in accordance with the requirements of Clause 41 of the Listing Agreement in this regard; and
- (ii) give a true and fair view of the net profit and other financial information of the Company for the current year.

Further, we also report that we have, on the basis of the books of account and other records and information and explanations given to us by the Management, also verified the number of shares as well as percentage of shareholdings in respect of aggregate amount of public shareholdings, as furnished by the Company in terms of Clause 35 of the Listing Agreement and found the same to be correct.

for **B S R & Associates LLP**  
*Chartered Accountants*  
Firm Registration Number: 116231W



**Vineet Dhawan**  
**Partner**  
Membership number: 092048

Place: Bangalore  
Date: 28 May 2014

**DYNAMATIC TECHNOLOGIES LIMITED**  
DYNAMATIC PARK, PEENYA, BANGALORE-560 058, INDIA  
Audited consolidated financial results for the quarter and year ended 31 March 2014

PART I

(Rs in lacs, except as otherwise stated)



Sl. No.	Particulars	Quarter ended			Year to date figures for the period ended	
		31 March 2014	31 December 2013	31 March 2013	31 March 2014	31 March 2013
		Audited*	Unaudited	Audited*	Audited	Audited
1	<b>Income from operations</b>					
	a) Net sales/income from operations (net of excise duty)	42,656.43	39,599.93	38,208.47	157,191.40	143,717.05
	b) Other operating income	387.74	389.64	255.54	1,562.61	1,496.11
	<b>Total income from operations (net)</b>	<b>43,044.17</b>	<b>39,989.57</b>	<b>38,464.01</b>	<b>158,754.01</b>	<b>145,213.16</b>
2	<b>Expenses</b>					
	a) Cost of materials consumed	24,548.71	22,111.92	23,259.98	89,824.83	85,672.65
	b) Changes in inventories of finished goods and work-in-progress	(138.87)	(55.92)	(628.57)	(706.94)	(1,537.65)
	c) Employee benefit expenses	6,084.84	5,637.51	5,053.49	22,155.82	18,914.00
	d) Depreciation	1,279.40	1,270.09	1,124.49	5,125.51	4,638.00
	e) Other expenses	8,290.08	7,967.14	7,691.67	31,187.38	28,614.50
	<b>Total expenses</b>	<b>40,064.16</b>	<b>36,930.74</b>	<b>36,501.06</b>	<b>147,586.60</b>	<b>136,301.50</b>
3	<b>Profit from operations before other income, finance costs and exceptional items (1 - 2)</b>	<b>2,980.01</b>	<b>3,058.83</b>	<b>1,962.95</b>	<b>11,167.41</b>	<b>8,911.66</b>
4	Other income (refer note 6)	1,222.84	131.15	212.19	1,536.60	545.42
5	<b>Profit from ordinary activities before finance costs and exceptional items (3 + 4)</b>	<b>4,202.85</b>	<b>3,189.98</b>	<b>2,175.14</b>	<b>12,703.41</b>	<b>9,457.08</b>
6	Finance costs	2,594.31	2,617.36	2,379.60	9,973.03	8,227.31
7	<b>Profit/ (Loss) from ordinary activities after finance costs but before exceptional items (5 - 6)</b>	<b>1,608.54</b>	<b>572.62</b>	<b>(204.46)</b>	<b>2,730.38</b>	<b>1,229.77</b>
8	Exceptional items (Refer note 7)	-	-	-	150.03	-
9	<b>Profit / (Loss) from ordinary activities before tax (7 - 8)</b>	<b>1,608.54</b>	<b>572.62</b>	<b>(204.46)</b>	<b>2,580.35</b>	<b>1,229.77</b>
10	Tax expense	287.58	180.35	1,971.56	1,203.49	2,421.16
11	<b>Net profit / (loss) from ordinary activities after tax (9 - 10)</b>	<b>1,320.96</b>	<b>392.27</b>	<b>(2,176.02)</b>	<b>1,376.86</b>	<b>(1,191.39)</b>
12	<b>Net profit / (loss) for the period/ year (9 - 10)</b>	<b>1,320.96</b>	<b>392.27</b>	<b>(2,176.02)</b>	<b>1,376.86</b>	<b>(1,191.39)</b>
13	Paid-up equity share capital (face value of Rs 10/- each)	554.00	541.47	541.47	554.00	541.47
14	Reserves (excluding revaluation reserve)	-	-	-	13,134.88	9,559.59
15	<b>Earnings / (loss) per share (Rs.)</b>					
	Basic	24.39	7.24	(40.19)	25.42	(22.00)
	Diluted	24.39	7.24	(40.19)	25.42	(22.00)

\*Balancing figures (refer note 2)

PART II

Select Information for the quarter and year ended 31 March 2014


Sl. No.	Particulars	Quarter ended			Year to date figures for the period ended	
		31 March 2014	31 December 2013	31 March 2013	31 March 2014	31 March 2013
		Unaudited	Unaudited	Unaudited	Unaudited	Unaudited
A	<b>PARTICULARS OF SHAREHOLDING</b>					
1	<b>Public shareholding</b>					
	- Number of shares	2,438,189	2,418,616	2,418,616	2,438,189	2,418,616
	- Percentage of shareholding	44.01%	44.67%	44.67%	44.01%	44.67%
2	<b>Promoters and promoter group shareholding</b>					
	a) Pledged/Encumbered					
	- Number of shares	1,050,000	1,050,000	968,500	1,050,000	968,500
	- Percentage of shares (as a % of the total shareholding of promoter and promoter group)	33.85%	35.05%	32.33%	33.85%	32.33%
	- Percentage of shares (as a % of the total share capital of the company)	18.95%	19.39%	17.89%	18.95%	17.89%
	b) Non-encumbered					
	- Number of shares	2,051,861	1,946,087	2,027,587	2,051,861	2,027,587
	- Percentage of shares (as a % of the total shareholding of promoter and promoter group)	66.15%	64.95%	67.67%	66.15%	67.67%
	- Percentage of shares (as a % of the total share capital of the company)	37.04%	35.94%	37.44%	37.04%	37.44%



## Segmental reporting:

(Rs in lacs, except as otherwise stated)


	Particulars	Quarter ended			Year to date figures for the period ended	
		31 March 2014	31 December 2013	31 March 2013	31 March 2014	31 March 2013
		Audited	Unaudited	Unaudited	Audited	Audited
1	<b>Segment revenue</b>					
	a) Hydraulics	7,727.42	8,116.74	6,990.27	30,952.73	28,674.49
	b) Aerospace	6,287.48	5,956.84	4,942.96	22,333.05	17,246.96
	c) Automotive	29,002.27	25,888.99	26,503.78	105,360.23	99,183.71
	d) Research farm	27.00	27.00	27.00	108.00	108.00
	<b>Total income from operations (net)</b>	<b>43,044.17</b>	<b>39,989.57</b>	<b>38,464.01</b>	<b>159,754.01</b>	<b>145,213.16</b>
2	<b>Segment results before tax and interest from each segment</b>					
	a) Hydraulics	698.14	1,002.34	319.92	3,342.24	2,052.85
	b) Aerospace	1,434.20	1,483.61	1,551.29	5,712.69	4,764.59
	c) Automotive	822.95	550.65	73.10	2,073.43	2,018.74
	d) Research farm	24.72	22.23	18.64	39.05	75.48
	<b>Total</b>	<b>2,980.01</b>	<b>3,058.83</b>	<b>1,962.95</b>	<b>11,167.41</b>	<b>8,911.66</b>
	<b>Unallocable</b>					
	- Finance costs	2,594.31	2,617.36	2,379.60	9,973.03	8,227.31
	- Exceptional items (refer note 7)				150.03	
	- Other income (refer note 6)	(1,222.84)	(131.15)	(212.19)	(1,536.00)	(545.42)
	<b>Profit before tax</b>	<b>1,608.54</b>	<b>572.62</b>	<b>(204.46)</b>	<b>2,580.35</b>	<b>1,229.77</b>
3	<b>Segment capital employed</b> (Segment assets - segment liabilities)					
	a) Hydraulics	8,991.02	8,884.63	10,852.80	8,991.02	10,852.80
	b) Aerospace	21,638.16	21,189.19	20,182.11	21,638.16	20,182.11
	c) Automotive	23,898.32	20,807.15	21,426.37	23,898.32	21,426.37
	d) Research farm	591.83	556.75	585.11	591.83	585.11
	e) Others	2,875.00	3,049.46	2,974.81	2,875.00	2,974.81
	<b>Total</b>	<b>57,994.33</b>	<b>54,487.18</b>	<b>56,021.20</b>	<b>57,994.33</b>	<b>56,021.20</b>
	<b>Unallocable assets</b>	<b>(6,230.34)</b>	<b>(6,324.10)</b>	<b>(4,946.00)</b>	<b>(6,230.34)</b>	<b>(4,946.20)</b>
		<b>51,763.99</b>	<b>48,163.08</b>	<b>51,075.20</b>	<b>51,763.99</b>	<b>51,075.00</b>



**DYNAMATIC TECHNOLOGIES LIMITED**  
**DYNAMATIC PARK, PEENYA, BANGALORE-560 058, INDIA**  
**Disclosure of Consolidated Balance Sheet Items as per Clause 41 (V)(h) of Listing Agreement**

Particulars	As at	
	31 March 2014 (Audited)	31 March 2013 (Audited)
<b>Equity and liabilities</b>		
<b>Shareholders' funds</b>		
Share capital	554	541
Reserves and surplus	13,761	11,573
Money received against share warrants	1,000	1,250
	<b>15,315</b>	<b>13,364</b>
Minority Interest #	264	3,298
<b>Non-current liabilities</b>		
Long-term borrowings	36,185	34,416
Deferred tax liabilities (net)	3,411	3,131
Other long-term liabilities	1,385	1,916
Long-term provisions	288	182
	<b>41,269</b>	<b>39,645</b>
<b>Current liabilities</b>		
Short-term borrowings	10,077	17,433
Trade payables	27,625	24,441
Other current liabilities	19,529	20,281
Short-term provisions	1,566	2,806
	<b>58,797</b>	<b>64,961</b>
<b>Total</b>	<b>115,645</b>	<b>121,265</b>
<b>Assets</b>		
<b>Non current assets</b>		
Goodwill	6,788	6,788
	<b>6,788</b>	<b>6,788</b>
<b>Fixed assets</b>		
- Tangible fixed assets	59,672	56,709
- Intangible fixed assets	2,235	2,602
<b>Fixed assets</b>	<b>278</b>	<b>7,422</b>
- Intangible fixed assets under development	-	188
	<b>62,185</b>	<b>66,921</b>
Non-current investments	1	1
Long-term loans and advances	2,499	2,160
Other non-current assets	1,103	357
	<b>3,603</b>	<b>2,518</b>
<b>Current assets</b>		
Inventories	22,799	20,253
Trade receivables	10,163	14,612
Cash and bank balances	4,410	5,734
Short-term loan and advances	2,916	2,301
Other current assets	2,781	2,138
	<b>43,069</b>	<b>45,038</b>
<b>Total</b>	<b>115,645</b>	<b>121,265</b>

# In the current year, the Company has transferred an amount of Rs 3,031 lacs (represents the premium received at the time of issue of non-cumulative redeemable preference shares "NCPRS") to securities premium account. Resultantly, the Minority interest is represented by the face value of the preference shares issued. Further, based on the terms and conditions of NCPRS, the Company has accounted for the redemption premium till 31 March 2014 aggregating Rs 195,500,000 (Rs 115,350,000 pertaining to earlier periods) by debiting securities premium account and crediting other reserves (accrual redemption premium).




NOTES:

1. The consolidated financial results of Dynamatic Technologies Limited ("the Company"), its subsidiaries and an associate, as listed below, (collectively known as "the Group") are prepared in accordance with requirements of the Accounting Standard AS 21 "Consolidated Financial Statements" prescribed by Companies (Accounting Standards) Rules, 2006 (as amended).

Sl. no.	Subsidiaries/Associate	Country of incorporation	Effective shareholding% group
1	JKM Erla Automotive Limited (JEAL)	India	99.99
2	JKM Research Farm limited (JRFL)	India	99.99
3	JKM Global Pte Limited (JGPL)	Singapore	100.00
4	JKM Ferrotech Limited (JFTL)	India	99.99
5	Dynamatic Limited (DL, UK)	United Kingdom	100.00
6	Yew Tree Investments Limited (YTIL)	United Kingdom	100.00
7	JKM Erla Holdings GmbH (JEHG)	Germany	100.00
8	Eisenwerk Erla GmbH (EEG)	Germany	100.00
9	Harasfera Design Private Limited (HDPL)	India	50.00


2. The above results were reviewed by Audit Committee in their meeting held on 27 May 2014, thereafter approved by the Board of Directors in their meeting held on 28 May 2014. The figures for the quarter ended 31 March 2014 and the corresponding quarter ended in the previous year as reported in this consolidated financial result are the balancing figures between audited figures in respect of the full financial year and the published year to date figures upto the end of the third quarter of the relevant financial year. Also the figures up to the end of the third quarter had only been reviewed and not subjected to audit. The audit report of the Statutory Auditors is being filed with the BSE and the NSE and is also available on the Company's website at [www.dynamatics.com](http://www.dynamatics.com).



3. Pursuant to the provisions of the Listing Agreement, the Management has decided to publish consolidated financial results in the newspapers. However the standalone financial results will be made available on the Company's website at [www.dynamics.com](http://www.dynamics.com) and also on the websites of BSE ([www.bseindia.com](http://www.bseindia.com)) and NSE ([www.nseindia.com](http://www.nseindia.com)).
4. Pursuant to a resolution passed in the Extraordinary General Meeting of shareholders dated 25 March 2013, amounts aggregating Rs 67,500,166 and Rs 57,499,994 (being 25% of the total value of warrants at the date of allotment) has been brought in by Mr Udayant Malhoutra in his capacity as Promoter and by Wavell Investments Private Limited, being a Promoter group company, towards subscription of 338,440 and 288,300 convertible warrants of Rs 797.78 each respectively. These warrants give the right to the warrant holders to subscribe for one equity share of Rs 10 each in the Company per warrant which is exercisable within 18 (eighteen) months from the date of allotment i.e. 26 March 2013

Out of 288,300 convertible warrants issued to Wavell Investments Private Limited, the Board vide its circular resolution dated 26 March 2014 has accorded its approval to allot 125,347 equity shares by conversion of 125,347 convertible warrants at a price of Rs 797.78 each (face value of Rs 10 and premium of Rs 787.78). Accordingly, the Company has received balance 75% of total value of 125,347 warrants aggregating Rs.75,000,000 towards the allotment of 125,347 equity shares on conversion of these 125,347 warrants.

5. Tax expense for the year ended 31 March 2014 include write down of deferred tax asset balance of Rs Nil (previous year: Rs 1,035 lacs) in a subsidiary, in the absence of virtual certainty of the same being realised in the future.
6. During the year, the Company has transferred its right on leasehold land located at the SIPCOT area in Tamil Nadu along with the building and superstructure constructed on it for aggregate consideration of Rs 2,854 lacs. Accordingly, the Company has credited Rs 1,295 lacs to the statement of profit and loss account including adjustment of revaluation reserve of Rs 1,387 lacs.
7. Exceptional items includes various expenses such as professional fees and other incidental charges incurred by the Company during the quarter ended 30 June 2013 towards loan funds raised from KKR India Financial Services Private Limited, a Non-Banking Financial Company.



8. Information of standalone audited financial results of the Company in terms of Clause 41 (VI) (b) of the Listing Agreement is as under:

(Rs in lacs)

Particulars	Quarter ended			Year ended	
	31 March 2014	31 December 2013	31 March 2013	31 March 2014	31 March 2013
	Audited*	Unaudited	Audited*	Audited	Audited
Revenue	11,060.89	11,012.44	10,194.59	42,892.37	42,421.77
Profit / (loss) before tax and exceptional items	440.25	233.69	(158.76)	180.91	143.09
Profit/ (loss) after tax and exceptional items	440.25	233.69	(200.75)	30.88	29.76

\* refer note 2

9. Status of investor complaints for the quarter ended 31 March 2014:

Particulars	Opening	Received	Resolved	Pending
Number of Complaints	-	-	-	-

10. Previous period/ year figures have been reclassified to conform with current period/ year presentation, where applicable.

For and on behalf of the Board of Directors



**Udayant Malhoutra**  
**CEO and Managing Director**  
 Dynamatic Technologies Limited  
 Bangalore  
 28 May 2014

