



May 27, 2016

1. The Secretary  
Bombay Stock Exchange Limited  
Phiroze Jeejeebhoy Towers  
Dalal Street  
MUMBAI 400 001.

**Fax No. 022 - 2272 3121 / 3719 / 2037 / 2039 / 2041 / 2061**

2. The Secretary  
National Stock Exchange of India Limited  
"Exchange Plaza"  
Bandra-Kurla Complex  
Bandra East  
MUMBAI 400 051.

**Fax No.022 - 26598237 / 38**

**Sub:** Board meeting outcome

**Ref:** Scrip code: NSE: DYNAMATECH; BSE: 505242

Dear Sir,

In further to the notice calling the Board Meeting vide our letter dated 6<sup>th</sup> May 2016, we write to inform that the Board, at its meeting held today (27<sup>th</sup> May 2016) has approved the Consolidated as well as Standalone audited Financial Results for the quarter and year ended March 31, 2016, along with Statutory Auditors of the Company, a copy of which have been enclosed and also uploaded on NEAPS/BSE Listing Centre in compliance with the provisions of Regulation 30 of SEBI (LODR) Regulations, 2015.

The Board in its meeting held today also approved in-principle availing loan facilities from ICICI Bank Limited, Axis Bank Limited and Indusind Bank Limited.

We kindly request you to take this letter along with the enclosures on record.

Thank you.

Yours faithfully,  
for **DYNAMATIC TECHNOLOGIES LIMITED**

  
**Naveen Chandra P**  
**Head Legal, Compliance & Company Secretary**  
Enclosure: as above

# BSR & Co. LLP

Chartered Accountants

Maruthi Info-Tech Centre  
11-12/1 Inner Ring Road  
Koramangala  
Bangalore 560 071 India

Telephone: + 91 80 3980 6000  
Fax: + 91 80 3980 6999

To  
The Board of Directors of  
**Dynamatic Technologies Limited**

We have audited the accompanying Statement of Standalone Financial Results ('the Statement') of Dynamatic Technologies Limited ('the Company') for the year ended 31 March 2016 ('current year'), attached herewith, being submitted by the Company pursuant to the requirement of Regulation 33 of the Securities and Exchange Board of India (Listing Obligations and Disclosure Requirements) Regulations, 2015. This Statement has been prepared on the basis of the annual financial statements of the current year and reviewed quarterly financial results upto the end of the third quarter, which is the responsibility of the Company's Management and approved by the Board of Directors of the Company in their meeting held 27 May 2016. Our responsibility is to express an opinion on the Statement based on our audit of such annual financial statements, which have been prepared in accordance with the recognition and measurement principles laid down in Accounting Standard specified under Section 133 of the Companies Act, 2013 read with Rule 7 of the Companies (Accounts) Rules, 2014 and other accounting principles generally accepted in India.

We conducted our audit in accordance with the auditing standards generally accepted in India. Those standards require that we plan and perform the audit to obtain reasonable assurance about whether the Statement is free of material misstatement(s). An audit includes examining, on a test basis, evidence supporting the amounts disclosed in the Statement. An audit includes assessing the accounting principles used and significant estimates made by the Management. We believe that our audit provides a reasonable basis for our opinion.

We draw attention to the fact that the figures for the quarter ended 31 March 2016 and 31 March 2015 respectively, as reported in the Statement are the balancing figures between audited figures in respect of the full financial year and the published year to date figures up to the end of the third quarter of the relevant financial year. Also, the figures up to the end of the third quarter ended 31 December 2015 and 31 December 2014 respectively, had been subject to review.

2.

BSR & Co. (a partnership firm with  
Registration No. BA61223) converted into  
BSR & Co. LLP (a Limited Liability Partnership  
with LLP Registration No. AAB-6181)  
with effect from October 14, 2013

**Registered Office:**  
1st Floor, Lodha Excelus  
Apollo Mills Compound  
N.M. Joshi Marg, Mahalakshmi  
Mumbai - 400 011

**BSR & Co. LLP**

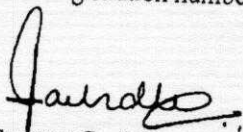
In our opinion and to the best of our information and according to the explanations given to us, the Statement:

- (i) have been presented in accordance with the requirements of Regulation 33 of Securities Exchange Board of India (Listing Obligations and Disclosure Requirements) Regulations, 2015 in this regard; and
- (ii) give a true and fair view of the net profit and other financial information of the Company for the year ended 31 March 2016.

for **BSR & Co. LLP**

*Chartered Accountants*

Firm registration number: 101248W/W-100022



**Supreet Sachdev**

*Partner*

Membership number: 205385

Place: Bangalore

Date: 27 May 2016



**DYNAMATIC TECHNOLOGIES LIMITED**  
DYNAMATIC PARK, PEENYA, BANGALORE-560 058, INDIA

**PART I Statement of audited standalone financial results for the quarter and year ended on 31 March 2016**

(Rs in lacs)

Sl. No.	Particulars	Quarter ended			Year Ended	
		31 March 2016 Audited*	31 December 2015 Unaudited	31 March 2015 Audited*	31 March 2016 Audited	31 March 2015 Audited
1	Income from operations					
	a) Net sales/ income from operations (net of excise duty)	11,601.77	9,737.00	10,153.53	41,216.08	43,446.99
	b) Other operating income	487.44	469.98	514.01	1,921.26	2,240.91
	Total income from operations (net)	12,089.21	10,206.98	10,667.54	43,137.34	45,687.90
2	Expenses					
	a) Cost of materials consumed	5,494.31	5,143.42	5,152.55	21,556.04	22,490.79
	b) Changes in inventories of finished goods and work-in-progress	(424.69)	(772.39)	(500.63)	(2,957.27)	(774.42)
	c) Employee benefits expense	1,600.77	1,435.64	1,680.72	6,019.97	6,515.49
	d) Depreciation and amortisation expense	747.01	720.02	717.38	2,910.84	2,850.32
	e) Other expenses	2,428.42	2,659.24	2,876.75	11,088.38	10,720.01
	Total expenses	9,845.82	9,185.93	9,926.77	38,617.96	41,802.19
3	Profit from operations before other income, finance costs and exceptional items (1 - 2)	2,243.39	1,021.05	740.77	4,519.38	3,885.71
4	Other income	114.83	94.43	221.47	400.94	746.07
5	Profit from ordinary activities before finance costs and exceptional items (3 + 4)	2,358.22	1,115.48	962.24	4,920.32	4,631.78
6	Finance costs	1,166.26	1,273.70	1,269.28	5,163.11	5,373.05
7	Profit / (loss) from ordinary activities after finance costs but before exceptional items (5 - 6)	1,191.96	(158.22)	(307.04)	(242.79)	(741.27)
8	Exceptional income					3,719.04
9	Profit / (loss) from ordinary activities before tax (7 - 8)	1,191.96	(158.22)	(307.04)	(242.79)	2,977.77
10	Tax expense/ (credit), net	43.03	(415.10)	8.02	(372.07)	873.02
11	Net profit / (loss) for the period/ year (9 - 10)	1,148.93	256.88	(315.06)	129.28	2,104.75
12	Paid-up equity share capital (face value of Rs 10 each)	634.14	634.14	634.14	634.14	634.14
13	Reserves (excluding revaluation reserve)				26,816	26,380
14	Earnings/(loss) per share (not annualised)					
	Basic (in Rs.)	18.12	4.05	(4.97)	2.04	34.74
	Diluted (in Rs.)	18.12	4.05	(4.97)	2.04	34.74

\* Refer Note 2





**DYNAMIC TECHNOLOGIES LIMITED**  
DYNAMIC PARK, PEENYA, BANGALORE-560 058, INDIA

**Annexure-IV : Segment wise revenue, results and capital employed for the quarter and year ended 31 March 2016**

Sl No	Particulars	Quarter ended			Year ended	
		31 March 2016	31 December 2015	31 March 2015	31 March 2016	31 March 2015
		Audited*	Unaudited	Audited*	Audited	Audited
1	<b>Segment revenue</b>					
	a) Hydraulics	4,309.54	3,992.85	3,933.12	16,668.13	17,921.33
	b) Aerospace and Defence	5,211.55	3,515.18	2,965.16	14,748.13	11,579.80
	c) Automotive and Aluminium castings	2,182.10	2,340.20	3,423.74	10,287.44	14,727.92
	d) Others	386.02	358.75	345.52	1,433.64	1,458.85
	<b>Total income from operations (net)</b>	<b>12,089.21</b>	<b>10,206.98</b>	<b>10,667.54</b>	<b>43,137.34</b>	<b>45,687.90</b>
2	<b>Segment results (profit / (loss) before tax and interest from each segment)</b>					
	a) Hydraulics	607.83	550.95	564.47	2,237.96	2,385.40
	b) Aerospace and Defence	2,359.09	1,183.11	934.69	5,251.59	3,822.91
	c) Automotive and Aluminium castings	(598.44)	(580.59)	(591.93)	(2,471.22)	(1,969.54)
	d) Others	(125.08)	(132.43)	(166.46)	(498.95)	(353.06)
	<b>Total</b>	<b>2,243.39</b>	<b>1,021.05</b>	<b>740.77</b>	<b>4,519.38</b>	<b>3,885.71</b>
	<b>Unallocable</b>					
	- Finance costs	1,166.26	1,273.70	1,269.28	5,163.11	5,373.05
	- Exceptional items income					3,719.04
	- Other income	114.83	94.43	221.47	400.94	746.07
	<b>Profit / (Loss) before tax</b>	<b>1,191.96</b>	<b>(158.22)</b>	<b>(307.04)</b>	<b>(242.79)</b>	<b>2,977.77</b>
3	<b>Segment capital employed (Segment assets - Segment liabilities)</b>					
	a) Hydraulics	6,426.70	6,519.23	7,256.17	6,426.70	7,256.17
	b) Aerospace and Defence	21,478.42	20,133.21	15,656.32	21,478.42	15,656.32
	c) Automotive and Aluminium castings	9,680.65	10,180.79	10,077.35	9,680.65	10,077.35
	d) Others	4,355.93	4,411.69	4,279.04	4,355.93	4,279.04
	<b>Total</b>	<b>41,941.70</b>	<b>41,244.92</b>	<b>37,268.88</b>	<b>41,941.70</b>	<b>37,268.88</b>
	<b>Unallocable</b>	<b>7,120.30</b>	<b>9,016.08</b>	<b>1,757.12</b>	<b>7,120.30</b>	<b>1,757.12</b>
	<b>Total</b>	<b>49,062.00</b>	<b>50,261.00</b>	<b>39,026.00</b>	<b>49,062.00</b>	<b>39,026.00</b>

\*Refer Note 2



**DYNAMATIC TECHNOLOGIES LIMITED**  
DYNAMATIC PARK, PEENYA, BANGALORE-560 058, INDIA

**Annexure-IX : Statement of Assets and Liabilities**

(Rs in lacs)

Particulars	As at 31 March 2016	As at 31 March 2015
	(Audited)	(Audited)
<b>A Equity and Liabilities</b>		
<b>1. Shareholders' funds</b>		
(a) Share capital	634	634
(b) Reserves and surplus	27,285	26,852
<b>Sub-total - Shareholders' funds</b>	<b>27,919</b>	<b>27,486</b>
<b>2. Non-current liabilities</b>		
(a) Long-term borrowings	21,158	11,540
(b) Deferred tax liabilities (net)	1,955	2,223
(c) Other long-term liabilities	68	115
(d) Long-term provisions	778	679
<b>Sub-total - Non-current liabilities</b>	<b>23,959</b>	<b>14,557</b>
<b>3. Current liabilities</b>		
(a) Short-term borrowings	8,924	13,547
(b) Trade payables	8,880	10,098
(c) Other current liabilities	6,659	8,349
(d) Short-term provisions	341	1,311
<b>Sub-total - Current liabilities</b>	<b>24,804</b>	<b>33,305</b>
<b>Total- Equity and Liabilities</b>	<b>76,682</b>	<b>75,348</b>
<b>B Assets</b>		
<b>1. Non current assets</b>		
(a) Fixed assets	27,739	28,644
(b) Non-current investments	18,539	16,540
(c) Long-term loans and advances	1,602	1,447
(d) Other non-current assets	914	1,306
<b>Sub-total - Non- current assets</b>	<b>48,794</b>	<b>47,937</b>
<b>2. Current assets</b>		
(a) Inventories	11,480	8,256
(b) Trade receivables	9,850	9,012
(c) Cash and bank balances	628	883
(d) Short-term loan and advances	4,514	7,654
(e) Other current assets	1,416	1,606
<b>Sub-total - Current assets</b>	<b>27,888</b>	<b>27,411</b>
<b>Total- Assets</b>	<b>76,682</b>	<b>75,348</b>





NOTES:

- 1 The above results of Dynamatic Technologies Limited ("the Company") are prepared in accordance with the requirements of Regulation 33 of the Securities and Exchange Board of India (Listing Obligations and Disclosure Requirements) Regulations, 2015 (herein after referred to as 'the Listing Regulation 2015').
  - 2 The above results were reviewed by the Audit Committee and thereafter approved by the Board of Directors in their meetings held on 27 May 2016 and have been audited by the Statutory Auditors of the Company. The audit report of the Statutory Auditors is being filed with the Bombay Stock Exchange ("BSE") and the National Stock Exchange ("NSE") and is also available on the Company's website at [www.dynamatics.com](http://www.dynamatics.com). The figures for the quarter ended 31 March 2016 and 31 March 2015 are the balancing figures between the audited figures in respect of the full financial year and the published year to date figures upto the end of the third quarter of the relevant financial year. Also, the figures upto the end of the third quarter has only been reviewed and not subjected to Audit.
  - 3 Pursuant to the provisions of the Listing Agreement, the Management has decided to publish consolidated financial results in the newspapers. However the standalone financial results will be made available on the Company's website at [www.dynamatics.com](http://www.dynamatics.com) and also on the websites of BSE ([www.bseindia.com](http://www.bseindia.com)) and NSE ([www.nseindia.com](http://www.nseindia.com)).
  - 4 Exceptional items for the year ended 31 March 2015, includes profit on sale of one of its assets (Land, Buildings and other structures at Dynamatic Park, Peenya, hereinafter referred to as "Peenya Property"). During the year ended 31 March 2015, the Company entered into a "Deed of Conveyance and Absolute Sale" ("Sale deed") dated 22 August 2014 with M/s Raised on Denim India and Karnataka Texspares and Steel Profiles Private Limited (collectively known as "Purchasers") towards the sale of Peenya Property at a gross consideration of Rs 7,000 lacs. The related written down value of the aforesaid asset as at the date of sale was Rs 2,830 lacs. Upon the execution of Sale deed and corresponding sale of the Peenya Property on 22 August 2014, the Company had credited Rs 4,164 lacs (after netting off selling expenses of Rs 160 lacs and adjusting Revaluation Reserve of Rs 154 lacs) to the statement of profit and loss. The aforesaid asset is leased back to the Company for a lock in period of eight years with an option to continue the same for a further period of two years. The Company does not have any obligation to buy back the Peenya Property at the end of the lease term.
- Further, exceptional items for the year ended 31 March 2015 also includes expenses such as redemption premium charges, prepayment penalty, processing fees, negotiation fees and other ancillary charges incurred by the Company towards prepayment of loan funds to KKR India Financial Services Private Limited, a Non-Banking Financial Company aggregating to Rs 445 lacs.
- 5 Previous period's / year's figures have been regrouped / reclassified, where necessary, to conform with current period's classification.

For and on behalf of the Board of Directors

  
Udayant Malhoutra  
Managing Director & CEO  
Dynamatic Technologies Limited  
Place: Bangalore  
Date: 27 May 2016



# BSR & Co. LLP

Chartered Accountants

Maruthi Info-Tech Centre  
11-12/1 Inner Ring Road  
Koramangala  
Bangalore 560 071 India

Telephone: + 91 80 3980 6000  
Fax: + 91 80 3980 6999

To  
The Board of Directors of  
**Dynamatic Technologies Limited**

We have audited the accompanying Statement of Consolidated Financial Results ('the Statement') of Dynamatic Technologies Limited ('the Company'), and its subsidiaries and an associate as detailed in note 1 of the Statement (collectively referred to as 'the Dynamatic Group') for the year ended 31 March 2016 ('current year'), attached herewith, being submitted by the Company pursuant to the requirement of Regulation 33 of the Securities and Exchange Board of India (Listing Obligations and Disclosure Requirements) Regulations, 2015. This Statement has been prepared on the basis of the consolidated financial statements of the current year and reviewed quarterly financial results upto the end of the third quarter, which is the responsibility of the Company's Management and approved by the Board of Directors of the Company in their meeting held on 27 May 2016. Our responsibility is to express an opinion on the Statement based on our audit of the consolidated financial statement of the current year, which has been prepared in accordance with the recognition and measurement principles laid down in Accounting Standard specified under Section 133 of the Companies Act, 2013 read with Rule 7 of the Companies (Accounts) Rules, 2014 and other accounting principles generally accepted in India.

We conducted our audit in accordance with the auditing standards generally accepted in India. Those standards require that we plan and perform the audit to obtain reasonable assurance about whether the Statement is free of material misstatement(s). An audit includes examining, on a test basis, evidence supporting the amounts disclosed in the Statement. An audit includes assessing the accounting principles used and significant estimates made by Management. We believe that our audit provides a reasonable basis for our opinion.

We draw attention is drawn to the fact that the figures for the quarters ended 31 March 2016 and 31 March 2015 respectively, as reported in the Statement are the balancing figures in respect of the full financial year and the published year to date figures up to the end of the third quarter of the relevant financial year. Also, the figures up to the end of the third quarter ended 31 December 2015 and 31 December 2014 respectively, had been subject to review.

We did not audit the financial statements of certain subsidiaries and an associate which have been incorporated in the Statement. These subsidiaries reflect total assets of Rs 50,377 lacs as at 31 March 2016 and total income from operations (net) and other income of Rs 105,276 lacs for the year ended 31 March 2016. Of the above:

- a. The financial statements of some of the subsidiaries incorporated outside India as drawn up in accordance with the generally accepted accounting principles of the respective countries ('the local GAAP') have been audited by other auditors duly qualified to act as auditors in those countries. These subsidiaries reflect total assets of Rs 49,683 lacs as at 31 March 2016 and total income from operations (net) and other income of Rs 105,243 lacs for the year ended 31 March 2016. For the purposes of preparation of the Statement, the aforesaid local GAAP financial statements have been restated by the Management of the said entities so that they conform to the generally accepted accounting principles in India. This has been done on the basis of a reporting package prepared by the Company which covers accounting and disclosure requirements applicable to the Statement under the generally accepted accounting principles in India. The reporting packages made for this purpose have been audited by the other auditors and reports of those other auditors have been furnished to us. Our opinion on the Statement, insofar as it relates to these entities, is based on the aforesaid audit reports of these other auditors.

BSR & Co. is a partnership firm with  
Registration No. BA61223) converted into  
BSR & Co. LLP (a Limited Liability Partnership  
with LLP Registration No. AAB-8181)  
with effect from October 14, 2013

Registered Office:  
1st Floor, Lodha Excelus  
Apollo Mills Compound  
N.M. Joshi Marg, Mahalakshmi  
Mumbai - 400 011



- b. The financial statement of a subsidiary incorporated outside India as drawn up in accordance with the local GAAP has been audited by other auditor duly qualified to act as auditor in that country. For the purposes of preparation of the Statement, the aforesaid local GAAP financial statements have been restated by the Management so that they conform to the generally accepted accounting principles in India and has been reviewed by us. This subsidiary reflect total assets of Rs 121 lacs as at 31 March 2016 and total income from operations (net) and other income of Rs 33 lacs for the year ended 31 March 2016.
- c. The financial statement of a subsidiary incorporated in India has been audited by other auditor whose report has been furnished to us by the Management. Our opinion on the Statement is based on the aforesaid audit report of the other auditor. This subsidiary reflect total assets of Rs 573 lacs as at 31 March 2016.

We did not audit the financial statements of an associate, whose financial statements reflect share of profit of the Company aggregating Rs 2 lacs for the year ended 31 March 2016.

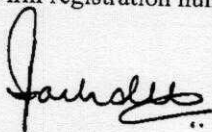
In our opinion and to the best of our information and according to the explanations given to us, the Statement:

- (i) have been presented in accordance with the requirements of Regulation 33 of the Securities Exchange Board of India (Listing Obligations and Disclosure Requirements) Regulations, 2015 in this regard; and
- (ii) give a true and fair view of the net profit and other financial information of the Company for the year ended 31 March 2016.

for **B S R & Co. LLP**

*Chartered Accountants*

Firm registration number: 101248W/W-100022



**Supreet Sachdev**

*Partner*

Membership number: 205385

Place: Bangalore

Date: 27 May 2016

**DYNAMATIC TECHNOLOGIES LIMITED**  
DYNAMATIC PARK, PEENYA, BANGALORE-560 058, INDIA

**PART I Statement of audited consolidated financial results for the quarter and year ended on 31 March 2016**

(Rs in Lacs)

Sl. No.	Particulars	Quarter ended			Year ended	
		31 March 2016 Audited*	31 December 2015 Unaudited	31 March 2015 Audited*	31 March 2016 Audited	31 March 2015 Audited
1	Income from operations					
	a) Net sales/income from operations (net of excise duty)	38,469.12	35,977.38	38,377.96	1,48,062.35	1,61,147.00
	b) Other operating income	315.29	301.43	469.86	1,316.13	1,771.34
	Total income from operations (net)	38,784.41	36,278.81	38,847.82	1,49,378.48	1,62,918.34
2	Expenses					
	a) Cost of materials consumed	21,032.78	21,504.41	22,486.13	85,018.21	95,515.20
	b) Changes in inventories of finished goods and work in-progress	(143.67)	(771.48)	(680.12)	(1,111.04)	(960.80)
	c) Employee benefits expense	5,592.25	5,419.14	5,722.25	21,924.02	23,597.67
	d) Depreciation and amortisation expense	1,376.96	1,271.56	1,336.04	5,243.15	5,090.70
	e) Other expenses	7,027.72	7,122.09	8,010.48	29,439.44	29,623.46
	Total expenses	34,886.04	34,545.72	36,874.78	1,40,513.78	1,52,866.23
3	Profit from operations before other income, finance costs and exceptional items (1 - 2)	3,898.37	1,733.09	1,973.04	8,864.70	10,052.11
4	Other income	282.12	44.78	640.96	499.02	1,026.04
5	Profit from ordinary activities before finance costs and exceptional items (3 + 4)	4,180.49	1,777.87	2,614.00	9,363.72	11,078.15
6	Finance costs	1,767.42	1,754.97	1,855.27	7,274.55	7,994.76
7	Profit from ordinary activities after finance costs but before exceptional items (5 - 6)	2,413.07	22.90	758.73	2,089.17	3,083.39
8	Exceptional items income (note 5)	-	-	-	-	1,908.51
9	Profit from ordinary activities before tax (7 - 8)	2,413.07	22.90	758.73	2,089.17	4,991.90
10	Tax expenses/ (credit), net	491.33	(222.99)	254.59	860.87	2,127.25
11	Net profit for the period / year (9 - 10)	1,921.74	245.89	504.14	1,228.30	2,864.65
12	Paid-up equity share capital (face value of Rs 10 each)	634.14	634.14	634.14	634.14	634.14
13	Reserves (excluding revaluation reserve)				24,657	24,059
14	Earnings per share (not annualised)					
	Basic (Rs)	30.30	3.88	7.95	19.36	47.28
	Diluted (Rs)	30.30	3.88	7.95	19.36	47.28

\* Refer Note 2





**DYNAMATIC TECHNOLOGIES LIMITED**  
DYNAMATIC PARK, PEENYA, BANGALORE-560 058, INDIA

**Annexure-IV : Segment wise revenue, results and capital employed for the year ended on 31 March 2016**

(Rs in Laacs)

	Particulars	Quarter ended			Year ended	
		31 March 2016 Audited*	31 December 2015 Unaudited	31 March 2015 Audited*	31 March 2016 Audited	31 March 2015 Audited
1	<b>Segment revenue</b>					
	a) Hydraulics	6,830.55	6,227.24	6,604.58	26,131.69	29,217.86
	b) Aerospace and Defence	7,827.46	6,654.98	6,412.21	26,981.04	26,019.78
	c) Automotive and Aluminium castings	24,051.65	23,348.74	25,777.51	96,052.25	1,07,498.27
	d) Others	74.75	47.85	53.52	213.50	182.43
	<b>Income from operations (net)</b>	<b>38,784.41</b>	<b>36,278.81</b>	<b>38,847.82</b>	<b>1,49,378.48</b>	<b>1,62,918.34</b>
2	<b>Segment results (profit before tax and interest from each segment)</b>					
	a) Hydraulics	861.13	438.64	727.09	2,338.01	2,805.54
	b) Aerospace and Defence	2,500.60	1,490.37	1,136.18	6,554.70	5,402.96
	c) Automotive and Aluminium castings	727.23	47.25	572.44	899.98	2,336.37
	d) Others	(190.59)	(243.17)	(462.67)	(927.99)	(492.76)
	<b>Total</b>	<b>3,898.37</b>	<b>1,733.09</b>	<b>1,973.04</b>	<b>8,864.70</b>	<b>10,052.11</b>
	Unallocable					
	- Finance cost	1,767.42	1,754.97	1,855.27	7,274.55	7,994.76
	- Exceptional income (refer note 5)	-	-	-	-	1,908.51
	- Other income	282.12	44.78	640.96	499.02	1,026.04
	<b>Profit before tax</b>	<b>2,413.07</b>	<b>22.90</b>	<b>758.73</b>	<b>2,089.17</b>	<b>4,991.90</b>
3	<b>Segment capital employed (Segment assets - segment liabilities)</b>					
	a) Hydraulics	7,893.70	7,560.23	7,955.72	7,893.70	7,955.72
	b) Aerospace and Defence	29,697.42	28,063.21	22,370.42	29,697.42	22,370.42
	c) Automotive and Aluminium castings	20,951.23	23,380.46	19,904.97	20,951.23	19,904.97
	d) Others	5,039.94	5,120.05	4,873.55	5,039.94	4,873.55
	<b>Total</b>	<b>63,582.29</b>	<b>64,123.95</b>	<b>55,104.66</b>	<b>63,582.29</b>	<b>55,104.66</b>
	Unallocated	2,155.72	2,440.90	(3,319.57)	2,155.72	(3,319.57)
	<b>Total</b>	<b>65,738.01</b>	<b>66,564.85</b>	<b>51,785.09</b>	<b>65,738.01</b>	<b>51,785.09</b>

\* Refer Note 2




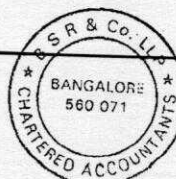
**DYNAMATIC TECHNOLOGIES LIMITED**  
DYNAMATIC PARK, PEENYA, BANGALORE-560 058, INDIA

**Annexure-IX : Statement of Assets & Liabilities**

(Rs in lacs)

Particulars	As at 31 March 2016	As at 31 March 2015
	(Audited)	(Audited)
<b>A. Equity and Liabilities</b>		
<b>1. Shareholders' funds</b>		
(a) Share capital		634
(b) Reserves and surplus	634	24,531
	25,126	
<b>Sub-total - Shareholders' funds</b>	<b>25,760</b>	<b>25,165</b>
<b>2. Minority Interest</b>		36
<b>3. Non-current liabilities</b>		
(a) Long-term borrowings		26,584
(b) Deferred tax liabilities (net)	39,993	2,757
(c) Other long-term liabilities	2,530	295
(d) Long-term provisions	148	679
	778	
<b>Sub-total - Non-current liabilities</b>	<b>43,449</b>	<b>30,315</b>
<b>3. Current liabilities</b>		
(a) Short-term borrowings		13,974
(b) Trade payables	9,201	27,434
(c) Other current liabilities	23,960	15,801
(d) Short-term provisions	14,523	2,255
	1,247	
<b>Sub-total - Current liabilities</b>	<b>48,931</b>	<b>59,464</b>
<b>Total- Equity and Liabilities</b>	<b>118,140</b>	<b>114,980</b>
<b>B Assets</b>		
<b>1. Non current assets</b>		
(a) Fixed assets		56,000
(b) Goodwill #	56,167	8,789
(c) Non-current investments	9,356	1
(d) Long-term loans and advances	9	2,419
(e) Other non-current assets	2,600	1,611
	1,283	
<b>Sub-total - Non- current assets</b>	<b>69,415</b>	<b>68,820</b>
<b>Current assets</b>		
(a) Inventories		22,715
(b) Trade receivables	25,612	11,308
(c) Cash and bank balances	12,281	7,613
(d) Short-term loan and advances	6,267	3,140
(e) Other current assets	3,452	1,384
	1,113	
<b>Sub-total - Current assets</b>	<b>48,725</b>	<b>46,160</b>
<b>Total - Assets</b>	<b>118,140</b>	<b>114,980</b>

# In accordance with paragraph 27 of Accounting Standard 11, "The Effects of Changes in Foreign Exchange Rates", the Company has reinstated the goodwill arose on the acquisition of non-integral foreign operations at the closing rate. This has resulted into a reinstatement of Rs 567 lacs credited to Foreign currency translation reserve lying in Reserves and Surplus.






NOTES:

1. The above results of Dynamatic Technologies Limited ("the Company"), its subsidiaries and an associate, (collectively known as "the Group") as listed below, are prepared in accordance with requirement of the Accounting Standard – 21 "Consolidated Financial Statements" prescribed by Companies (Accounting Standard) Rules, 2006 (as amended) and in the format as prescribed under Regulation 33 of the Securities and Exchange Board of India (Listing Obligations and Disclosure Requirements) Regulations, 2015 (hereinafter referred to as "the Listing Regulations, 2015").

Sl. no.	Name of the entity	Subsidiaries/Associate	Country of incorporation	Effective group shareholding%
1	JKM Erla Automotive Limited (JEAL)	Subsidiary	India	99.99
2	JKM Research Farm limited (JRFL)	Subsidiary	India	99.99
3	JKM Global Pte Limited (JGPL)	Subsidiary	Singapore	100.00
4	JKM Ferrotech Limited (JFTL)	Step Subsidiary	India	99.99
5	Dynamatic Limited (DL, UK)	Step Subsidiary	United Kingdom	100.00
6	Yew Tree Investments Limited (YTIL)	Step Subsidiary	United Kingdom	100.00
7	JKM Erla Holdings GmbH (JEHG)	Step Subsidiary	Germany	100.00
8	Eisenwerk Erla GmbH (EEG)	Step Subsidiary	Germany	100.00
9	Harasfera Design Private Limited (HDPL)	Associate (till 8 March 2016)	India	50.00

2. The above results were reviewed by Audit Committee and thereafter approved by the Board of Directors in their meetings held on 27 May 2016 and have been audited by the Statutory Auditors of the Company. The audit report of the Statutory Auditors is being filed with the Bombay Stock Exchange and National Stock Exchange and is also available on the Company's website at [www.dynamatics.com](http://www.dynamatics.com). Figures for the quarter ended 31 March 2016 and 31 March 2015 are the balancing figures between audited figures in respect of the full financial year and the published year to date figures upto the end of the third quarter of the relevant financial year. Also the figures up to the end of the third quarter had only been reviewed and not subjected to audit.



3. Pursuant to the provisions of the Listing Agreement, the Management has decided to publish consolidated financial results in the newspapers. However the standalone financial results will be made available on the Company's website at [www.dynamics.com](http://www.dynamics.com) and also on the websites of BSE ([www.bseindia.com](http://www.bseindia.com)) and NSE ([www.nseindia.com](http://www.nseindia.com)).
4. In the previous year ended 31 March 2015, JEAL had made partial redemption of 2,278,306 NCRPS at a price of Rs. 219.46 aggregating to a redemption value of Rs. 500,000,000. Further, during the quarter ended 30 June 2015, JEAL has redeemed the remaining 357,694 NCRPS at a price of Rs. 241.44 aggregating to Rs. 86,361,639 as full and final settlement. The redemption premium is met out of JEAL's existing securities premium and premium arising out of the fresh issue of equity shares.
5. Exceptional item for the year ended 31 March 2015, includes profit on sale of one of its assets (Land, Buildings and other structures at Dynamic Park, Peenya, hereinafter referred to as "Peenya Property"). During the year ended 31 March 2015, the Company entered into a "Deed of Conveyance and Absolute Sale" ("Sale deed") dated 22 August 2014 with M/s Raised on Denim India and Karnataka Texspares and Steel Profiles Private Limited (collectively known as "Purchasers") towards the sale of Peenya Property at a gross consideration of Rs 7,000 lacs. The related written down value of the aforesaid asset as at the date of sale was Rs 2,830 lacs. Upon the execution of Sale deed and corresponding sale of the Peenya Property on 22 August 2014, the Company credited Rs 4,164 lacs (after netting off selling expenses of Rs 160 lacs and adjusting Revaluation Reserve of Rs 154 lacs) to the statement of profit and loss. The aforesaid asset is leased back to the Company for a lock in period of eight years with an option to continue the same for a further period of two years. The Company does not have any obligation to buy back the Peenya Property at the end of the lease term.
- Further, during the year ended 31 March 2015, the Group had carried out a deleverage exercise and had prepaid certain loans to the banks and other parties in the books of the Company as well as at subsidiaries. As a part of this deleverage exercise and repayment of loans the Group had incurred various charges such as redemption premium to banks, prepayment penalty, swap cancellation, upfront fees etc aggregating Rs 2,256 lacs which is included in exceptional items.
6. Information of standalone audited financial results of the Company in terms of Clause 47 (b) of the Listing Regulations, 2015 is as under:

(Rs in lacs)

Particulars	Quarter ended			Year ended	
	31 March 2016	31 December 2015	31 March 2015	31 March 2016	31 March 2015
	Audited*	Unaudited	Audited*	Audited	Audited
Total income from operations, net	12,089.21	10,206.98	10,667.54	43,137.34	45,687.90
Profit / (Loss) before tax and exceptional items	1,191.96	(158.22)	(307.04)	(242.79)	(741.27)
Profit / (Loss) after tax and exceptional items	1,148.93	256.88	(315.06)	129.28	2,104.75

\* refer note 2





7. Previous period's / year's figures have been regrouped / reclassified, where necessary, to conform with current period's classification, where applicable.

For and on behalf of the Board of Directors



**Udayant Malhoutra**  
**CEO and Managing Director**  
Dynamatic Technologies Limited  
Place: Bangalore  
Date: 27 May 2016

