

Date: 14.08.2012

The Listing Department,
Bombay Stock Exchange Ltd. (Designated Stock Exchange)
PJ Towers, Dalal Street,
Mumbai- 400 001

The Listing Department,
National Stock Exchange of India Ltd.
Exchange Plaza, Bandra Kurla Complex,
Bandra (E),
Mumbai - 400 051

Stock Code: BSE: 532925
NSE: KAUSHALYA

Dear Sir /Madam,

Subject: Unaudited Results for the Quarter Ended 30th June, 2012.


This is to inform you that a meeting of the Board of Directors of the Company was held on 14th August, 2012 at 2.00 p.m., inter-alia, to consider the Unaudited Financial Results for Quarter Ended on 30th June, 2012.

In the aforesaid Board Meeting, the Board has approved the Unaudited Financial Results for the aforesaid quarter. A copy of unaudited results is enclosed herewith for your record and reference

Thanking you,

Yours faithfully,

For Kaushalya Infrastructure Development Corporation Ltd.



Mr. Prashant Mehra
Managing Director

Encl: a/a

KAUSHALYA INFRASTRUCTURE DEVELOPMENT CORPORATION LIMITED


Regd. Office: HB-170, Sector - III, Salt Lake, Kolkata- 700 106

UNAUDITED FINANCIAL RESULTS FOR THE QUARTER ENDED

30th, JUNE 2012

(Rs. In Lacs)

Part-1		(UNAUDITED)	(UNAUDITED)	(UNAUDITED)	(UNAUDITED)	(AUDITED)
		30.06.2012 QUARTER	31.3.2012 QUARTER	30.06.2011 QUARTER	31.03.2012 YEAR	31.03.2011 YEAR
1.	(a)Net Sales/Income from Operations	1524.77	4151.66	2025.30	10562.21	9204.89
	- Income from Works contract	1523.99	4150.66	2024.35	10558.95	9201.42
	- Income from Hotel	0.78	1.00	0.95	3.26	3.47
	(b)Other Operating Income	--	--	--	--	-
2	Expenses					
	a. Cost of material consumed	58.58	218.79	211.03	713.90	1284.75
	b. Purchase of stock-in-trade	-	-	--	-	-
	c. Contract & Site Expenses	1189.28	3476.93	1512.93	8468.42	6655.49
	d. Change in inventory of finished goods, Work-in progress, Stock-in-trade	(.51)	--	(2.74)	(1.67)	(1.40)
	e. Employee Benefits Expenses	14.43	19.58	22.72	85.74	111.83
	f. Depreciation & Amortisation	9.98	9.97	11.04	41.34	45.21
	g. Other expenses	24.17	36.20	42.60	210.86	202.61
	h. Total Expenses	1295.93	3761.47	1797.58	9518.57	8298.49
3	Profit from Operations before Other Income, Finance Cost & Exceptional Items (1-2)	228.84	390.19	227.72	1043.64	906.40
4	Other Income	5.35	4.00	2.74	29.92	48.78
5	Profit from Ordinary activities before Finance cost & Exceptional Items (3+4)	234.19	394.19	230.46	1073.56	955.18
6	Finance Cost	164.19	163.46	133.72	625.76	462.85
7	Profit after Finance cost but before Exceptional Items (5-6)	70.00	230.73	96.74	447.80	492.33
8	Exceptional Items	--	--	--	--	--
9	Profit (+)/ Loss (-) from Ordinary Activities before tax (7+8)	70.00	230.73	96.74	447.80	492.33
10	Tax expense	23.26	76.64	31.94	149.97	206.01
11	Net Profit (+)/Loss(-) from Ordinary Activities after tax (9-10)	46.74	154.09	64.80	297.83	286.32
12	Extraordinary Item (net of tax expense Rs.....)	--	--	--	--	--
13	Net Profit (-)/Loss(-) for the period (11-12)	46.74	154.09	64.80	297.83	286.32
14	Share of profit/(loss) of	--	--	--	--	--



	Associates					
15	Minority Interest	--	--	--	--	--
16	Net Profit after taxes, minority interest and share of profit / (loss) of associates (13 + 14 + 15)	46.74	154.09	64.80	297.83	286.32
17	Paid-up equity share capital (of Rs. 10 each)	1960.56	1960.56	1960.56	1960.56	1960.56
18	Reserve excluding Revaluation Reserves as per balance sheet of previous accounting year	--	--	--	--	6672.17
19	Earnings Per Share (EPS)					
	(a) Basic and diluted (Rs.) (weighted) EPS for the period, year to date and for the previous year (not to be annualized)	0.24	0.79	0.33	1.52	1.46
Part -II	A. Particulars of Shareholding					
	1. Public shareholding					
	- Number of shares	9500000	9500000	9500000	9500000	9500000
	- Percentage of shareholding	48.45%	48.45%	48.45%	48.45%	48.45%
	2. Promoters and promoter group					
	a) Pledged/Encumbered					
	- Number of shares	NIL	NIL	NIL	NIL	NIL
	- Percentage of shares (as a % of the total shareholding of promoter and promoter group)	0	0	0	0	0
	- Percentage of shares (as a % of the total share capital of the company)	0	0	0	0	0
	b) Non-encumbered					
	- Number of shares	10105630	10105630	10105630	10105630	10105630
	- Percentage of shares (as a % of the total shareholding of promoter and promoter group)	100	100	100	100	100
	- Percentage of shares (as a % of the total share capital of the company)	51.55	51.55	51.55	51.55	51.55

B. INVESTORS GRIEVANCE REPORT

Particulars	30 th June, 2012
• Pending at the Beginning of the Quarter.	0
• Received during the Quarter.	1
• Disposed off during the Quarter.	1
• Remaining unresolved at the end of the quarter.	0



SEGMENT WISE REVENUE, RESULTS AND CAPITAL EMPLOYED UNDER CLAUSE 41 OF THE LISTING AGREEMENT


(Rs. In Lacs)

Sl NO	PARTICULARS	QUARTER ENDED	UNAUDITED QUARTER ENDED		UNAUDITED TWELVE MONTHS ENDED	AUDITED YEAR ENDED
		30.06.2012	31.03.12	30.06.11	31.03.12	31.03.11
1	Net Income from each Segment					
	a) Construction	1523.99	4150.66	2024.30	10558.95	9201.42
	b) Hotel	0.78	1.00	0.95	3.26	3.47
	Total	1524.77	4151.66	2025.30	10562.21	9204.89
2	Segment Results Profit before tax and interest.-					
	a) Construction	233.41	393.19	229.51	1070.30	951.71
	b) Hotel	0.78	1.00	0.95	3.26	3.47
	Total	234.19	394.19	230.46	1073.56	955.18
	Less : Interest	164.19	163.46	133.72	625.76	462.85
	Total Profit before Tax	70.00	230.73	96.74	447.80	492.33
3	Capital Employed (Segment Assets - Segment Liabilities)					
	a) Construction	8942.69	8895.55	9177.79	8895.55	9062.12
	b).Hotel	34.60	35.00	36.16	35.00	36.36
	Total	8977.29	8930.55	9213.95	8930.55	9098.48

Notes:

1. The above results for the Quarter and year ended June 30, 2012 have been reviewed by the Audit Committee at their meeting held on August 14, 2012 and thereafter approved by the Board of Directors at its meeting held on August 14, 2012.
2. The above results are subject to Limited Review by the Statutory Auditors of the Company.
3. Previous years figure have been re-grouped / re- arranged wherever necessary.

For & on behalf of the Board



Prashant Mehra
Managing Director

Place: Kolkata
Date: 14.08.2012