

Sumeet

INDUSTRIES LIMITED

REGD. OFF. : 504, TRIVIDH CHAMBER, 5TH FLOOR, OPP. FIRE BRIGADE STATION, RING ROAD, SURAT - 395 002. INDIA.
PHONE : (91-261) 2328902 FAX : (91-261) 2334189
E-mail : sumeetindus@yahoo.com Visit us at : www.sumeetindustries.com

13 February 2012

To,
The General Manager,
National Stock Exchange of India Limited,
"Exchange Plaza", C-1, Block-G,
Bandra - Kurla Complex,
Bandra (E),
Mumbai - 400 051, India.


Symbol : SUMEETINDS


Dear Sir / Madam,

Sub. : OUTCOME OF THE BOARD MEETING

We are pleased to inform you that in the meeting of the Board of Directors of the Company held on 13/02/2012, the Board of Directors of the Company has considered and approved the Un-Audited Financial Result of the Company for the quarter ended on 31/12/2011. Copy of the Un-Audited Results approved by the Board of Directors is enclosed herewith

For SUMEET INDUSTRIES LIMITED


COMPANY SECRETARY
(ANIL KUMAR JAIN)



Sumeet

INDUSTRIES LIMITED

REGD. OFF. : 504, TRIVIDH CHAMBER, 5TH FLOOR, OPP. FIRE BRIGADE STATION, RING ROAD, SURAT - 395 002. INDIA.

PHONE : (91-261) 2328902 FAX : (91-261) 2334189

E-mail : sumeetindus@yahoo.com Visit us at : www.sumeetindustries.com

UN-AUDITED FINANCIAL RESULTS FOR THE QUARTER ENDED 31st DECEMBER, 2011

(Rupees In Lacs)

	PARTICULARS	THIRD QUARTER ENDED			NINE MONTHS ENDED		YEAR ENDED
		31/12/11	30/09/11	31/12/10	31/12/11	31/12/10	31/03/11
		(UN-AUDITED)	(UN-AUDITED)	(UN-AUDITED)	(UN-AUDITED)	(UN-AUDITED)	(AUDITED)
1.	(a) Net Sales/Income from Operations	19260.30	22109.22	21944.85	63335.14	56975.58	81847.12
	(b) Other Operating Income	0.18	-10.79	69.69	50.12	141.69	611.60
	Total Income	19260.48	22098.43	22014.54	63385.26	57117.27	82458.72
2.	Expenditure :						
	a. Increase/decrease in stock in trade and work in progress	-468.56	190.07	147.42	-371.21	37.35	243.11
	b. Consumption of raw materials	13257.76	12042.79	12928.26	37292.05	33977.15	48769.18
	c. Purchase of traded goods	2240.95	6699.97	5499.25	15753.90	14601.25	21226.35
	d. Employees cost	175.55	176.41	135.01	470.20	347.36	551.09
	e. Depreciation	305.34	302.51	454.29	910.00	884.29	1168.81
	f. Other expenditure	1946.63	2104.25	1808.05	5859.38	4077.40	5890.35
	g. Total	17457.67	21516.00	20972.28	59914.32	53924.80	77848.89
3.	Profit from Operations before Other Income, Interest and Exceptional Items (1-2)	1802.81	582.43	1042.26	3470.94	3192.47	4609.83
4.	Other Income	-728.30	372.19	301.70	-29.49	490.33	351.96
5.	Profit before Interest and Exceptional Items (3+4)	1074.51	954.62	1343.96	3441.45	3682.80	4961.79
6.	Interest	331.72	260.38	365.49	839.73	840.39	832.14
7.	Profit after Interest but before Exceptional Items (5-6)	742.79	694.24	978.47	2601.72	2842.41	4129.65
8.	Exceptional items	0.00	2.78	0.00	2.78	0.00	0.00
9.	Profit (+)/ Loss (-) from Ordinary Activities before tax (7+8)	742.79	697.02	978.47	2604.50	2842.41	4129.65
10.	Tax expense	230.00	160.00	277.69	750.00	837.69	713.91
11.	Net Profit (+)/ Loss (-) from Ordinary Activities after tax (9-10)	512.79	537.02	700.78	1854.50	2004.72	3415.74
12.	Extraordinary Items	0.00	0.00	0.00	0.00	0.00	0.00
13.	Net Profit(+)/ Loss(-) for the period (11-12)	512.79	537.02	700.78	1854.50	2004.72	3415.74
14.	Paid-up equity share capital (Face Value of Rs. 10/- per Share)	5828.97	5828.97	3999.52	5828.97	3999.52	3999.52
15.	Reserves excluding Revaluation Reserves as per balance sheet of previous accounting year	0	0.00	0.00	0.00	0.00	5684.60



Sumeet

INDUSTRIES LIMITED

REGD. OFF. : 504, TRIVIDH CHAMBER, 5TH FLOOR, OPP. FIRE BRIGADE STATION, RING ROAD, SURAT - 395 002. INDIA.

PHONE : (91-261) 2328902 FAX : (91-261) 2334189


E-mail : sumeetindus@yahoo.com Visit us at : www.sumeetindustries.com

16.	Earnings Per Share (EPS) :			0.00			
	a) Basic and diluted EPS before Extraordinary items for the period, for the year to date and for the previous year (not to be annualized)	0.88	0.92	1.75	3.18	5.01	8.54
	b) Basic and diluted EPS after Extraordinary items for the period, for the year to date and for the previous year (not to be annualized)	0.88	0.92	1.75	3.18	5.01	8.54
17.	Public Shareholding :						
	- No. of shares	30855688	32372788	14553462	30855688	14553462	14905412
	- Percentage of shareholding	52.94	55.54	36.39	52.94	36.39	37.27
18.	Promoters and Promoter Group Shareholding :			0.00			
	a) Pledged/Encumbered			0.00			
	- Number of shares	17600000	6576000	0.00	17600000	0	0.00
	- Percentage of shares (as a % of the total shareholding of promoter and promoter group)	64.15	25.37	0.00	64.15	0.00	0.00
	- Percentage of shares (as a % of the total share capital of the Company)	30.19	11.28	0.00	30.19	0.00	0.00
	b) Non-encumbered			0.00			
	- Number of Shares	9834050	19340950	25441698	9834050	25441698	25089748
	- Percentage of shares (as a % of the total shareholding of promoter and promoter group)	35.85	74.63	100.00	35.85	100.00	100.00
	- Percentage of shares (as a % of the total share capital of the Company)	16.87	33.18	63.61	16.87	63.61	62.73

NOTES :-

- The above results have been taken on record at the meeting of the board of Directors of the Company held on 13th February, 2012.
- Project under expansion is under progress as per schedule. Plant and machinery has been arrived at site and erection of the same is in progress.**
- During the First quarter company has raised Rs. 55,34,10,984/- by way of QIP Placement and allotted 1,82,94,578 nos of Equity Shares @ Rs. 30.25 (Including Premium of Rs. 20.25/-) to qualified Institutional Buyers.**
- Oher Income includes loss due to forex transaction.
- As per Accounting Standard 17, the requirement of Segment reporting is not applicable to the Company both in respect of Geographical Segment and Product Segment.
- 23 complaints were received and resolved during the quarter. There was nil balance of complaint at the beginning and end of the quarter.
- Figures of previous year and previous quarter have been re-grouped wherever necessary.

PLACE : SURAT
DATE : 13/02/2012



FOR SUMEET INDUSTRIES LIMITED

(Signature)
DIRECTOR

Page 2 of 2