



Goldstone Infratech Limited

Amarchand Sharma Complex, S.D. Road, Secunderabad - 500 003. A.P. INDIA
Tel : +91-40-2780 7640, 0742, 1910, Fax : +91-40-39100012, 39120023

10th November, 2012

The Bombay Stock Exchange Ltd.
National Stock Exchange of India Limited

Dear Sirs,

Sub: Outcome of the Board Meeting
Scrip Code Number : 532439
Name on the Bolt : Goldstone Infratech Ltd.
Scrip ID on Bolt : GOLDINFRA


With reference to the cited subject matter, we would like to inform you that the Board of Directors of the Company at their meeting held on 10th November, 2012, have, inter alia,

1. Approved the un-audited financial results for the second quarter & half year ended 30th September, 2012, and
2. approved the Limited Review Report submitted by the Statutory Auditors

Please find enclosed a copy of the Un-audited Financial Results for the Second quarter and half year ended 30th September, 2012 and a copy of the Limited Review Report submitted by the Statutory Auditors.

This is for your information and records.

Thanking You
Yours faithfully
for Goldstone Infratech Limited


Adalat Srikanth
Company Secretary

Encl: a/a



Goldstone Infratech Limited

Amarchand Sharma Complex, S.D. Road, Secunderabad - 500 003. A.P. INDIA
Tel : +91-40-2780 7640, 0742, 1910, Fax : +91-40-39100012, 39120023


GOLDSTONE INFRATECH LIMITED						
Regd.off: 9-1-83 & 84, A.C. Sharma Complex, S.D.Road, Secunderabad-3. Ph. 27807640, Fax: 91-40-39120023						
UNAUDITED FINANCIAL RESULTS FOR THE QUARTER ENDED SEPTEMBER, 2012						
(Rs. In lacs)						
Particulars	Quarter Ended			Half Year ended		Year ended
	Sep. 30, 2012	Jun. 30, 2012	Sep. 30, 2011	Sep. 30, 2012	Sep. 30, 2011	Mar. 31, 2012
	Un-audited	Un-audited	Un-audited	Un-audited	Un-audited	Audited
Income from operations						
1 (a) Net Sales/ Income from Operations [Net of Excise Duty]	1750.28	1235.07	1143.33	2985.35	2345.56	5978.47
(b) Other Operating Income	0.00	0.00	0.00	0.00	0.00	0.00
Total Income from operations(Net)	1750.28	1235.07	1143.33	2985.35	2345.56	5978.47
2 Expenses						
(a) Cost of materials consumed	1,072.73	440.81	785.08	1,513.54	1475.77	3,316.12
(b) Purchases of stock - in - trade	539.50	297.50	0.00	837.00	0.00	457.69
(c) Changes in inventories of finished goods,work- in-progress and stock-in trade	(397.05)	(46.55)	(173.35)	(443.60)	(245.54)	25.31
(d) Power and Fuel	52.71	42.33	32.82	95.04	67.23	129.28
(e) Testing and Inspection Charges	30.66	37.24	44.10	67.90	54.25	101.55
(f) Employee benefit expenses	147.85	148.60	155.19	296.45	320.04	603.75
(g) Depreciation and amortisation expenses	40.96	46.49	75.12	87.45	150.12	289.37
(h) Other expenses	91.66	101.03	102.86	192.69	199.77	451.74
Total Expenses	1579.01	1067.45	1021.82	2646.46	2021.64	5374.81
3 Profit/(Loss) from operations before other income, finance costs and exceptional items (1- 2)	171.27	167.62	121.51	338.89	323.92	603.66
4 Other income	62.42	40.74	22.17	103.16	44.99	119.75
5 Profit/(Loss) from from ordinary activities before finance costs and exceptional items (3+4).	233.69	208.36	143.68	442.05	368.91	723.41
6 Finance costs	188.26	174.77	116.00	363.03	211.67	490.34
7 Profit/(Loss) from ordinary activities after finance costs but before exceptional items (5- 6)	45.42	33.59	27.68	79.01	157.24	233.07
8 Exceptional Items	0.00	0.97	0.00	0.97	0.00	5.55
9 Profit/ (Loss) from ordinary activities before tax (7-8)	45.42	32.62	27.68	78.05	157.24	238.62
10 Tax expense	14.01	5.00	0.00	19.01	27.00	48.12
11 Net Profit / (Loss) from ordinary activities after tax (9-10)	31.41	27.62	27.68	59.03	130.24	190.50
12 Extra ordinary items (net of tax expenses)	0.00	0.00	4.34	0.00	4.34	0.00
13 Net Profit / (Loss) for the period (11-12)	31.41	27.62	32.02	59.03	134.58	190.50





Goldstone Infratech Limited

Amarchand Sharma Complex, S.D. Road, Secunderabad - 500 003. A.P. INDIA
Tel : +91-40-2780 7640, 0742, 1910, Fax : +91-40-39100012, 39120023

14	Paid-up equity share capital (Face Value Rs.4)	1443.23	1443.23	1443.23	1443.23	1443.23	1443.23
	Reserves excluding revaluation reserves as per						
15	Balance Sheet of Previous accounting Year	--	--	--	--	--	5869.05
16	Earning Per Share in Rs.(before extraordinary item)(of 4/- each) not annualised):						
	(a) Basic	0.09	0.08	0.08	0.16	0.36	0.53
	(b) Diluted	0.09	0.08	0.08	0.16	0.36	0.53
17	Earning Per Share in Rs.(after extraordinary item) (of 4 /-each) (not annualised):						
	- Basic	0.09	0.08	0.09	0.16	0.37	0.53
	- Diluted	0.09	0.08	0.09	0.16	0.37	0.53
	A. PARTICULARS OF SHAREHOLDING						
18	Public Shareholding						
	No. of Shares	17770222	17770222	17770222	17770222	17770222	17770222
	Percentage of Shareholding	49.25%	49.25%	49.25%	49.25%	49.25%	49.25%
19	Promoters and Promoter Group Share holding	30.09.2012	30.06.2012	30.09.2011	30.09.2012	30.09.2011	31.03.2012
	a) Pledged / Encumbered						
	- Number of Shares	500000	500000	500000	500000	500000	500000
	- Percentage of Shares (as a % of the total Shareholding of promoter and promoter group)	2.73%	2.73%	2.73%	2.73%	2.73%	2.73%
	-Percentage of shares (as a %of the total Share capital of the Company)	1.39%	1.39%	1.39%	1.39%	1.39%	1.39%
	b) Non Encumbered						
	- Number of Shares	17810515	17810515	17810515	17810515	17810515	17810515
	- Percentage of Shares (as a % of the total Shareholding of promoter and promoter group)	97.27%	97.27%	97.27%	97.27%	97.27%	97.27%
	-Percentage of Shares (as a % of the total Share capital of the Company)	49.36%	49.36%	49.36%	49.36%	49.36%	49.36%
	B. INVESTOR COMPLAINTS						
	Pending at the beginning of the Quarter	Nil	Nil	Nil	Nil	Nil	Nil
	Received during the quarter	2	1	Nil	3	1	4
	Disposed off during the quarter	2	1	Nil	3	1	4
	Remaining unresolved at the end of the quarter	Nil	Nil	Nil	Nil	Nil	Nil
Notes:							
1.	The above un-audited financial results were reviewed by the Audit Committee and taken on record and approved by the Board at their meeting held on 10.11.2012						
2.	The Statutory Auditors have carried out a "Limited Review" of the above Financial Results and the Board approved the same.						
3.	Previous period/year figures have been regrouped to conform to the current period's classification.						
4.	The Company operates in only one segment i.e., Insulators.						
By order of the Board for Goldstone Infratech Limited							
 L.P. Sashikumar Managing Director							
Place: Secunderabad Date: 10th November 2012							



Goldstone Infratech Limited

Amarchand Sharma Complex, S.D. Road, Secunderabad - 500 003. A.P. INDIA
Tel : +91-40-2780 7640, 0742, 1910, Fax : +91-40-39100012, 39120023

GOLDSTONE INFRATECH LIMITED		
Statement of Assets and Liabilities as at 30.09.2012		
	As at September 30,2012	As at September 30,2011
	Rs. in lacs	Rs. in lacs
EQUITY AND LIABILITIES		
SHAREHOLDERS FUNDS:		
Share Capital	1,443.23	1,443.23
Reserves and Surplus	5,928.09	8,618.70
	7,371.32	10,061.93
NON CURRENT LIABILITIES		
Long term borrowings	2,987.55	2,157.03
Deferred Tax Liabilities	547.16	543.03
Other Long Term Liabilities	835.46	861.82
Long term Provisions	81.51	337.37
	4,451.68	3,899.25
CURRENT LIABILITIES		
Short Term Borrowings	761.93	552.60
Trade Payables	1,540.04	529.11
Other Current Liabilities	83.02	107.87
Short Term Provisions	477.96	340.49
	2,862.95	1,530.07
Total	14,685.95	15,491.25
ASSETS		
NON CURRENT ASSETS		
FIXED ASSETS		
Tangible Assets	8,245.93	8,334.89
Intangible Assets	13.60	13.60
Capital Work in Progress	1,027.92	882.00
	9,287.45	9,230.49
Non Current Investments	601.00	601.00
Long Term Loans and Advances	216.03	52.51
Other Non Current Assets	30.48	12.94
	847.51	666.45
CURRENT ASSETS		
Inventories	1,639.45	1,659.58
Trade Receivables	2,018.73	2,962.45
Cash and Cash Equivalents	417.18	388.81
Short Term Loans and Advances	169.03	74.40
Other Current Assets	306.60	509.07
	4,550.99	5,594.31
Total	14,685.95	15,491.25

By order of the Board
For Goldstone Infratech Limited

L.P. Sashikumar
Managing Director

Place: Secunderabad
Date: 10.11.2012



P. MURALI & CO.,
CHARTERED ACCOUNTANTS
6-3-655/2/3, SOMAJIGUDA,
HYDERABAD - 500 082. INDIA

Tel : (91-40) 2332 6666, 2331 2554
2339 3967, 2332 1470
Fax : (91-40) 2339 2474
E-mail : pmurali.co@gmail.com
info@pmurali.com
Website : www.pmurali.com

To
The Board of Directors
M/s. Goldstone Infratech Limited
Hyderabad


Limited Review Report for the quarter ended 30th September, 2012

We have reviewed the accompanying statement of unaudited financial results of **M/s. Goldstone Infratech Limited** for the quarter ended 30th September, 2012 except for the disclosures regarding 'Public Shareholding' and 'Promoter and Promoter Group Shareholding' which have been traced from disclosures made by the management and have not been audited by us. This statement is the responsibility of the Company's Management and has been approved by the Board of Directors/ committee of Board of Directors. Our responsibility is to issue a report on these financial statements based on our review.

We conducted our review in accordance with the Standard on Review Engagement (SRE) 2400, *Engagements to Review Financial Statements* issued by the Institute of Chartered Accountants of India. This standard requires that we plan and perform the review to obtain moderate assurance as to whether the financial statements are free of material misstatement. A review is limited primarily to inquiries of company personnel and analytical procedures applied to financial data and thus provides less assurance than an audit. We have not performed an audit and accordingly, we do not express an audit opinion.

Based on our review conducted as above, nothing has come to our attention that causes us to believe that the accompanying statement of unaudited financial results prepared in accordance with applicable accounting standards and other recognised accounting practices and policies has not disclosed the information required to be disclosed in terms of Clause 41 of the Listing Agreement including the manner in which it is to be disclosed, or that it contains any material misstatement.

For P. Murali & Co.
Chartered Accountants



(M.V.Joshi)
Partner
M. No.24784

Place: Hyderabad
Date : 10th November 2012