



Ref: CEL:SEC:066:2012-13

November 8, 2012

Listing Department,
National Stock Exchange of India Limited,
Exchange Plaza, 5th Floor, Plot No. C/1,
Bandra Kurla Complex, Bandra (E),
Mumbai – 400051

Dear Sir/Madam,

Sub: Unaudited Standalone and Consolidated Results for the quarter ended September 30, 2012

We wish to inform you that the Board of directors at its meeting held on November 8, 2012 adopted the unaudited Standalone and Consolidated Financial Results for the quarter ended September 30, 2012.

The unaudited Standalone and Consolidated Financial Results in the format prescribed under Clause 41 of the Listing Agreement are enclosed herewith.

A copy of the Limited Review Report for standalone and consolidated results for the Quarter ended September 30, 2012 received from our Statutory Auditors, M/S BSR & Co., Chartered Accountants is also enclosed herewith

We shall be publishing the unaudited Consolidated Financial Results only as permitted by Clause 41 of the Listing Agreement.

We request you to take the above on record.

Thanking you,

Yours faithfully,
For Centum Electronics Limited,

Ramu Akkili
Company Secretary

Encl: as above.

BSR & Co.

(Registered)

Chartered Accountants

Maruthi Info-Tech Centre
11-12/1 Inner Ring Road
Koramangala
Bangalore 560 071 India

Telephone +91 80 3980 6000
Fax +91 80 3980 6999


Limited Review report to the Board of Directors of Centum Electronics Limited

- 1 We have reviewed the accompanying statement of unaudited financial results of Centum Electronics Limited ("the Company") for the quarter and half year ended 30 September 2012 except for the disclosures regarding 'Public Shareholding' and 'Promoter and Promoter Group Shareholding' which have been traced from disclosures made by the Management and have not been audited by us. This Statement is the responsibility of the Company's Management and has been approved by the Board of Directors at their meeting held on 8 November 2012. Our responsibility is to issue a report on these financial results based on our review.
- 2 We conducted our review in accordance with the Standard on Review Engagement (SRE) 2410, "Review of Interim Financial Information Performed by the Independent Auditor of the Entity" issued by the Institute of Chartered Accountants of India. This standard requires that we plan and perform the review to obtain moderate assurance as to whether the financial statements are free of material misstatement. A review is limited primarily to inquiries of company personnel and analytical procedures applied to financial data and thus provide less assurance than an audit. We have not performed an audit and accordingly, we do not express an audit opinion.
- 3 Based on our review conducted as above, nothing has come to our notice that causes us to believe that the accompanying statement of unaudited financial results, prepared in accordance with accounting standards notified by Companies (Accounting Standards) Rules, 2006 and other recognised accounting practices and policies, has not disclosed the information required to be disclosed in terms of Clause 41 of the Listing Agreement including the manner in which it is to be disclosed, or that it contains any material misstatement.

for BSR & Co.

Chartered Accountants

Firms registration number: 101248W



Supreet Sachdev

Partner

Membership Number: 205385

Bangalore

Date: 8 November 2012

Certified True Copy
For CENTUM ELECTRONICS LIMITED




Ramu Akkili
Company Secretary

Centum Electronics Limited
 Regd. Office: No. 44, KHB Industrial Area, Yelahanka New Township, Bangalore - 560 106
 Unaudited standalone financial results for the quarter and half year ended 30 September 2012

(Rs in lakhs, except as otherwise stated)

Sl. No.	Particulars	Quarter ended		Half year ended		Year ended	
		2012		2011	2011		
		30 September	30 June	30 September	30 September	30 September	31 March
		Unaudited	Unaudited	Unaudited	Unaudited	Unaudited	Audited
1	Income from operations						
	a. Net sales / income from operation (net of excise)	4,021.19	3,615.81	4,426.75	7,637.00	8,435.45	18,110.30
	b. Other operating income	-	-	-	-	-	-
	Total income from operation (net)	4,021.19	3,615.81	4,426.75	7,637.00	8,435.45	18,110.30
2	Expenses						
	a. Cost of material consumed	3,036.65	3,177.89	2,679.76	6,214.54	5,630.40	11,824.28
	b. Changes in inventories of work-in-progress	(363.22)	(731.01)	216.68	(1,094.23)	(30.18)	401.54
	c. Employees benefit expense	760.55	649.37	614.78	1,409.92	1,189.71	2,446.29
	d. Depreciation and amortisation expense	191.06	189.87	195.74	380.93	380.76	746.57
	e. Provision for doubtful debts	1,077.76	55.31	-	1,133.07	-	46.79
	f. Other expenses	528.08	500.48	545.71	1,014.52	920.02	1,688.22
	Total expenses	5,230.88	3,841.91	4,252.67	9,058.75	8,090.71	17,153.69
3	Profit/ (loss) from operations before other income, finance cost and exceptional items	(1,209.69)	(226.10)	174.08	(1,421.75)	344.74	956.61
4	Other income	43.91	41.10	31.35	70.97	62.16	149.70
5	Profit/ (loss) from ordinary activities and exceptional item before finance cost	(1,165.78)	(185.00)	205.43	(1,350.78)	406.90	1,106.31
6	Finance cost	81.15	64.55	74.40	145.70	161.33	338.42
7	Profit/ (loss) after finance cost but before exceptional items	(1,246.93)	(249.55)	131.03	(1,496.48)	245.57	767.89
8	Exceptional items	-	-	-	-	-	-
9	Profit / (loss) from ordinary activities before tax	(1,246.93)	(249.55)	131.03	(1,496.48)	245.57	767.89
10	Tax expense						
	-Current tax	-	-	75.00	-	141.10	364.19
	-Deferred tax charge / (credit)	121.64	(20.46)	(39.17)	101.18	(67.88)	(118.96)
11	Net profit / (loss) from ordinary activities after tax	(1,368.57)	(229.09)	95.20	(1,597.66)	172.35	522.66
12	Extraordinary items (net of tax expense Rs Nil)	-	-	-	-	-	-
13	Net profit / (loss) for the period	(1,368.57)	(229.09)	95.20	(1,597.66)	172.35	522.66
14	Paid-up equity share capital (Face value of Rs 10 each)	1,236.52	1,236.52	1,236.52	1,236.52	1,236.52	1,236.52
15	Reserve excluding revaluation reserves as per balance sheet of previous accounting year	-	-	-	-	-	6,989.43
16	a) Earnings / (loss) per share (before extraordinary item) (of Rs.10 each, not annualised)						
	Basic (in Rs.)	(11.07)	(1.85)	0.77	(12.92)	1.39	4.23
	Diluted (in Rs.)	(11.06)	(1.85)	0.77	(12.91)	1.39	4.21
	b) Earnings / (loss) per share (after extraordinary item) (of Rs.10 each, not annualised)						
	Basic (in Rs.)	(11.07)	(1.85)	0.77	(12.92)	1.39	4.23
	Diluted (in Rs.)	(11.06)	(1.85)	0.77	(12.91)	1.39	4.21
17	Public shareholding:						
	- Number of shares	4,810,004	4,810,004	5,336,670	4,810,004	5,336,670	4,810,004
	- Percentage of shareholding	38.90%	38.90%	43.16%	38.90%	43.16%	38.90%
18	Promoters and promoter group shareholding						
	a) Pledged / encumbered						
	- Number of shares	Nil	Nil	Nil	Nil	Nil	Nil
	- Percentage of shares (as a % of total shareholding promoter and promoter group)	N.A.	N.A.	N.A.	N.A.	N.A.	N.A.
	- Percentage of shares (as a % of the total share capital of the company)	N.A.	N.A.	N.A.	N.A.	N.A.	N.A.
	b) Non-encumbered						
	- Number of shares	7,555,179	7,555,179	7,028,513	7,555,179	7,028,513	7,555,179
	- Percentage of shares (as a % of total shareholding promoter and promoter group)	100%	100%	100%	100%	100%	100%
	- Percentage of shares (as a % of the total share capital of the company)	61.10%	61.10%	56.84%	61.10%	56.84%	61.10%

For CENTUM ELECTRONICS LIMITED



APPARAO V MALLAVARAPU
 CHAIRMAN & MANAGING DIRECTOR

Certified True Copy
 For CENTUM ELECTRONICS LIMITED


 Ramu Akkili
 Company Secretary

Statement of assets and liabilities is given below:

Particulars	As at	
	30 September	31 March
	2012	2012
	Unaudited	Audited
EQUITY AND LIABILITIES		
Shareholders' funds		
a) Share capital	1,236.52	1,236.52
b) Reserves and surplus	5,397.23	6,989.43
Sub-total - Shareholders' funds	6,633.75	8,225.95
Non-current liabilities		
a) Long term borrowings	28.26	39.92
b) Long term provisions	101.28	86.95
Sub-total - Non-current liabilities	129.54	126.87
Current liabilities		
a) Short term borrowings	4,444.14	3,531.75
b) Trade payables	2,758.70	1,911.70
c) Other current liabilities	1,205.99	1,355.65
d) Short term provisions	276.18	538.19
Sub-total - Current liabilities	8,685.01	7,337.29
Total - Equity and liabilities	15,448.30	15,690.11
ASSETS		
Non-current assets		
a) Fixed assets	2,645.58	2,929.91
b) Non-current investments	285.60	285.60
c) Deferred tax assets (net)	-	101.19
d) Long term loans and advances	1,434.17	1,470.20
e) Other non current assets	84.35	486.34
Sub-total - Non-current assets	4,449.70	5,273.24
Current assets		
a) Inventories	6,244.91	3,577.49
b) Trade receivables	3,564.86	5,919.47
c) Cash and bank balances	314.54	79.98
d) Short-term loans and advances	874.29	839.93
Sub-total - Current assets	10,998.60	10,416.87
Total - Assets	15,448.30	15,690.11

Notes:

- The above results were taken on record by the Board of Directors at their meeting held on 8 November 2012.
- The figures for the quarter and half year were only reviewed and not subjected to audit. The statutory auditors have issued unqualified review report. The review report has been filed with the stock exchange and is also available on the company's website.
- The Company has provided Rs.1077.76 lakhs during the quarter ended 30 September 2012 (Rs.1133.07 lakhs during half year ended 30 September 2012) in relation to debts due on account of receivables which are currently under litigation.
- The Company operates through two segments, Products and Electronic Manufacturing Services.
- Financial results for the quarter and half year ended (consolidated information):

Particulars	Quarter ended		Half year ended		Year ended
	2012		2011		2012
	30 September	30 June	30 September	30 September	31 March
	Unaudited	Unaudited	Unaudited	Unaudited	Audited
a. Net sales / income from operation	6,253.32	6,037.41	6,624.41	12,290.73	25,743.85
b. Profit from ordinary activities before tax	(794.40)	230.72	365.77	(563.68)	1,337.18
c. Profit after tax before minority interest	(1,063.82)	95.36	256.94	(968.46)	901.96
d. Profit after tax after minority interest	(1,214.33)	(63.62)	182.24	(1,277.95)	718.98
e. Basic earning per share	(9.82)	(0.51)	1.48	(10.34)	5.81
f. Diluted earning per share	(9.82)	(0.51)	1.47	(10.33)	5.77

- The number of investor complaints received, resolved and pending during the quarter are as follows:

Number of complaints pending at the beginning of	Nil
Number of complaints received during the quarter	6
Number of complaints resolved during the quarter	6
Number of complaints pending at the end of the	Nil

- Previous period's figures have been regrouped and reclassified, wherever necessary to conform to current period's presentation.

Place: Bangalore
Date: 08 November 2012

For Centum Electronics Limited

Apparao V Mallavarapu
Chairman & Managing Director

Certified True Copy
For CENTUM ELECTRONICS LIMITED

Ramu Akkili
Company Secretary

Centum Electronics Limited
 Regd. Office: No. 44, KHB Industrial Area, Yelahanka New Township, Bangalore - 560 106
 Unaudited standalone financial results for the quarter and half year ended 30 September 2012

(Rs in lakhs, except as otherwise stated)

Sl. No.	Particulars	Quarter ended			Half year ended		Year ended
		2012		2011	2012	2011	2012
		30 September	30 June	30 September	30 September	30 September	31 March
	Unaudited	Unaudited	Unaudited	Unaudited	Unaudited	Audited	
1	Segment Revenue						
	(1) Products	728.22	456.94	521.45	1,185.16	1,023.37	2,086.08
	(2) Electronics Manufacturing Services	3,203.48	3,068.94	3,815.36	6,272.42	7,232.33	15,664.61
	(3) Unallocable	89.49	89.93	89.93	179.42	179.86	359.72
	Total	4,021.19	3,615.81	4,426.74	7,637.00	8,435.56	18,110.41
	Less : Inter segment revenue	-	-	-	-	0.11	0.11
	Net sales/income from operations	4,021.19	3,615.81	4,426.75	7,637.00	8,435.45	18,110.30
2	Segment results (profit)(+)/loss(-) before tax and interest from each segment						
	(1) Products	110.87	(169.27)	15.24	(58.40)	45.10	114.13
	(2) Electronics Manufacturing Services	(1,335.60)	(94.50)	158.37	(1,430.10)	274.58	858.28
	Total	(1,224.73)	(263.77)	173.61	(1,488.50)	319.68	972.41
	Less :						
	(i) Interest	81.15	64.55	74.55	145.70	161.33	338.42
	(ii) Other unallocable expenditure net off unallocable income.	(58.95)	(78.77)	(31.97)	(137.72)	(87.22)	(133.90)
	Total profit before tax	(1,246.93)	(249.55)	131.03	(1,496.48)	245.57	767.89
3	Capital employed (segment assets – segment liabilities).						
	(1) Products	1,552.37	1,622.56	1,250.85	1,552.37	1,250.85	1,315.05
	(2) Electronics Manufacturing Services	3,075.22	4,252.61	4,250.45	3,075.22	4,250.45	4,985.54
	(3) Unallocated	2,006.16	1,920.15	2,518.05	2,006.16	2,518.05	1,925.37
	Total	6,633.75	7,795.32	8,019.35	6,633.75	8,019.35	8,225.96

For CENTUM ELECTRONICS LIMITED


 APPARAO V MALLAVARAPU
 CHAIRMAN & MANAGING DIRECTOR

Certified True Copy
 For CENTUM ELECTRONICS LIMITED


 Ramu Akkili
 Company Secretary

BSR & Co.

(Registered)

Chartered Accountants

Maruthi Info-Tech Centre
11-12/1 Inner Ring Road
Koramangala
Bangalore 560 071 India

Telephone +91 80 3980 6000
Fax +91 80 3980 6999


Limited Review report to the Board of Directors of Centum Electronics Limited

- 1 We have reviewed the accompanying statement of unaudited consolidated financial results of Centum Electronics Limited ("the Company") for the quarter and half year ended 30 September 2012 except for the disclosures regarding 'Public Shareholding' and 'Promoter and Promoter Group Shareholding' which have been traced from disclosures made by the Management and have not been audited by us. This Statement is the responsibility of the Company's Management and has been approved by the Board of Directors at their meeting held on 8 November 2012. Our responsibility is to issue a report on these financial results based on our review.
- 2 We conducted our review in accordance with the Standard on Review Engagement (SRE) 2410, "Review of Interim Financial Information Performed by the Independent Auditor of the Entity" issued by the Institute of Chartered Accountants of India. This standard requires that we plan and perform the review to obtain moderate assurance as to whether the financial statements are free of material misstatement. A review is limited primarily to inquiries of company personnel and analytical procedures applied to financial data and thus provide less assurance than an audit. We have not performed an audit and accordingly, we do not express an audit opinion.
- 3 Based on our review conducted as above, nothing has come to our notice that causes us to believe that the accompanying statement of unaudited consolidated financial results, prepared in accordance with accounting standards notified by Companies (Accounting Standards) Rules, 2006 and other recognised accounting practices and policies, has not disclosed the information required to be disclosed in terms of Clause 41 of the Listing Agreement including the manner in which it is to be disclosed, or that it contains any material misstatement.

for BSR & Co.

Chartered Accountants

Firms registration number: 101248W



Supreet Sachdev


Partner

Membership Number: 205385

Bangalore

Date: 8 November 2012

Certified True Copy
For CENTUM ELECTRONICS LIMITED



Ramu Akkili
Company Secretary

Centum Electronics Limited
 Regd. Office: No. 44, KHB Industrial Area, Yelahanka New Township, Bangalore - 560 106
 Unaudited consolidated financial results for the quarter and half year ended 30 September 2012

(Rs in lakhs, except as otherwise stated)

Sl. No.	Particulars	Quarter ended			Half year ended		Year ended
		2012		2011	2012	2011	2012
		30 September	30 June	30 September	30 September	30 September	31 March
		Unaudited	Unaudited	Unaudited	Unaudited	Unaudited	Audited
1	Income from operations						
	a. Net sales / income from operation (net of excise duty)	6,253.32	6,037.41	6,624.41	12,290.73	12,645.15	25,743.85
	b. Other operating income	-	-	-	-	-	-
	Total income from operation (net)	6,253.32	6,037.41	6,624.41	12,290.73	12,645.15	25,743.85
2	Expenses						
	a. Cost of material consumed	4,354.67	4,293.19	3,930.16	8,647.86	8,329.54	16,229.48
	b. Changes in inventories of work-in-progress	(518.03)	(588.49)	278.59	(1,106.52)	(57.01)	747.69
	c. Employees benefit expense	943.32	828.91	812.64	1,772.23	1,571.70	3,172.12
	d. Depreciation and amortisation expense	388.67	384.56	373.88	773.23	723.17	1,470.54
	e. Provision for doubtful debts	1,077.76	55.31	-	1,133.07	-	46.79
	f. Other expenses	741.66	759.27	764.68	1,452.29	1,332.20	2,370.15
	Total expenses	6,988.05	5,732.75	6,159.95	12,672.16	11,899.60	24,036.77
3	Profit/ (loss) from operations before other income, finance cost and exceptional items	(734.73)	304.66	464.46	(381.43)	745.55	1,707.08
4	Other income	65.78	34.73	9.87	51.87	19.80	109.98
5	Profit/ (loss) from ordinary activities and exceptional item before finance cost	(668.95)	339.39	474.33	(329.56)	765.35	1,817.06
6	Finance cost	125.45	108.67	108.56	234.12	233.97	479.88
7	Profit/ (loss) after finance cost but before exceptional items	(794.40)	230.72	365.77	(563.68)	531.38	1,337.18
8	Exceptional items	-	-	-	-	-	-
9	Profit / (loss) from ordinary activities before tax	(794.40)	230.72	365.77	(563.68)	531.38	1,337.18
10	Tax expense						
	-Current tax	172.62	180.50	131.65	353.12	197.75	482.35
	-Previous years	-	-	-	-	-	6.50
	-Deferred tax charge / (credit)	96.80	(45.14)	(22.82)	51.66	(38.54)	(42.40)
	-Minimum alternate tax credit entitlement	-	-	-	-	-	(11.23)
11	Net profit / (loss) from ordinary activities after tax	(1,063.82)	95.36	256.94	(968.46)	372.17	901.96
12	Extraordinary items (net of tax expense Rs Nil)	-	-	-	-	-	-
13	Net profit / (loss) for the period	(1,063.82)	95.36	256.94	(968.46)	372.17	901.96
14	Minority interest in subsidiary profit / (loss)	150.51	158.98	74.70	309.49	94.42	182.98
15	Net profit / (loss) from ordinary activities after tax and minority interest	(1,214.33)	(63.62)	182.24	(1,277.95)	277.75	718.98
16	Paid-up equity share capital (Face value of Rs 10	1,236.52	1,236.52	1,236.52	1,236.52	1,236.52	1,236.52
17	Reserve excluding revaluation reserves as per balance sheet of previous accounting year						8,570.28
18	a) Earnings / (loss) per share (before extraordinary item) (of Rs.10 each, not annualised)						
	Basic (in Rs.)	(9.82)	(0.51)	1.48	(10.34)	2.25	5.81
	Diluted (in Rs.)	(9.82)	(0.51)	1.47	(10.33)	2.24	5.77
	b) Earnings / (loss) per share (after extraordinary item) (of Rs.10 each, not annualised)						
	Basic (in Rs.)	(9.82)	(0.51)	1.48	(10.34)	2.25	5.81
	Diluted (in Rs.)	(9.82)	(0.51)	1.47	(10.33)	2.24	5.77
19	Public shareholding:						
	- Number of shares	4,810,004	4,810,004	5,336,670	4,810,004	5,336,670	4,810,004
	- Percentage of shareholding	38.90%	38.90%	43.16%	38.90%	43.16%	38.90%
20	Promoters and promoter group shareholding						
	a) Pledged / encumbered						
	- Number of shares	Nil	Nil	Nil	Nil	Nil	Nil
	- Percentage of shares (as a % of total shareholding of promoter and promoter group)	N.A.	N.A.	N.A.	N.A.	N.A.	N.A.
	- Percentage of shares (as a % of the total share capital of the company)	N.A.	N.A.	N.A.	N.A.	N.A.	N.A.
	b) Non-encumbered						
	- Number of shares	7,555,179	7,555,179	7,028,513	7,555,179	7,028,513	7,555,179
	- Percentage of shares (as a % of total shareholding of promoter and promoter group)	100%	100%	100%	100%	100%	100%
	- Percentage of shares (as a % of the total share capital of the company)	61.10%	61.10%	56.84%	61.10%	56.84%	61.10%

For CENTUM ELECTRONICS LIMITED

Certified True Copy
 For CENTUM ELECTRONICS LIMITED


 Ramu Akkili
 Company Secretary


 APPARAO V MALLAVARAPU
 CHAIRMAN & MANAGING DIRECTOR

Statement of assets and liabilities is given below:

Particulars	Half year ended	
	30 September 2012	31 March 2012
	Unaudited	Audited
EQUITY AND LIABILITIES		
Shareholders' funds		
a) Share capital	1,236.52	1,236.52
b) Reserves and surplus	7,297.80	8,570.28
Sub-total - Shareholders' funds	8,534.32	9,806.80
Minority interest	2,078.46	1,768.97
Non-current liabilities		
a) Long term borrowings	1,115.46	1,086.82
b) Deferred tax liabilities (net)	210.57	158.90
c) Long term provisions	137.60	120.34
Sub-total - Non-current liabilities	1,463.63	1,366.06
Current liabilities		
a) Short term borrowings	5,172.15	4,774.10
b) Trade payables	3,858.13	3,277.45
c) Other current liabilities	2,150.46	2,243.95
d) Short term provisions	595.66	585.97
Sub-total - Current liabilities	11,776.40	10,881.47
Total - Equity and liabilities	23,852.81	23,823.30
ASSETS		
Non-current assets		
a) Fixed assets	6,620.95	7,271.26
b) Long term loans and advances	1,151.60	1,190.00
c) Other non current assets	84.37	486.34
Sub-total - Non-current assets	7,856.92	8,947.60
Current assets		
a) Inventories	7,990.83	5,375.18
b) Trade receivables	6,557.62	8,273.25
c) Cash and bank balances	362.38	155.50
d) Short-term loans and advances	1,085.06	1,071.77
Sub-total - Current assets	15,995.89	14,875.70
Total - Assets	23,852.81	23,823.30

Notes:

- The above results were taken on record by the Board of Directors at their meeting held on 8 November 2012.
- The figures for the quarter and half year were only reviewed and not subjected to audit. The statutory auditors have issued unqualified review report. The review report has been filed with the stock exchange and is also available on the company's website.
- The Company has provided Rs.1077.76 lakhs during the quarter ended 30 September 2012 (Rs.1133.07 lakhs during half year ended 30 September 2012) in relation to debts due on account of receivables which are currently under litigation.
- The group operates through two segments, Products and Electronic Manufacturing Services.
- Financial results for the quarter and year ended (standalone information):

Particulars	Quarter ended		Half year ended		Year ended
	2012		2011	2012	2012
	30 September	30 June	30 September	30 September	31 March
	Unaudited	Unaudited	Unaudited	Unaudited	Audited
a. Net sales / income from operation	4,021.19	3,615.81	4,426.75	7,637.00	18,110.30
b. Profit before tax	(1,246.93)	(249.53)	131.03	(1,496.48)	767.89
c. Profit after tax	(1,368.57)	(229.09)	95.20	(1,597.66)	522.66
d. Basic earning per share	(11.07)	(1.85)	0.77	(12.92)	4.23
e. Diluted earning per share	(11.06)	(1.85)	0.77	(12.91)	4.21

- The number of investor complaints received, resolved and pending during the quarter are as follows:

Number of complaints pending at the beginning of the	Nil
Number of complaints received during the quarter	6
Number of complaints resolved during the quarter	6
Number of complaints pending at the end of the	Nil


- Previous period's figures have been regrouped and reclassified, wherever necessary to conform to current period's presentation.

Place: Bangalore
Date: 08 November 2012

For Centum Electronics Limited


Apparao V Mallavarapu
Chairman & Managing Director


Certified True Copy
For CENTUM ELECTRONICS LIMITED


Ramu Akkili
Company Secretary

Centum Electronics Limited
 Regd. Office: No. 44, KHB Industrial Area, Yelahanka New Township, Bangalore - 560 106
 Unaudited consolidated financial results for the quarter and half year ended 30 September 2012

Sl. No.	Particulars	(Rs in lakhs, except as otherwise stated)					
		Quarter ended			Half year ended		Year ended
		2012		2011	2012	2011	2012
		30 September	30 June	30 September	30 September	30 September	31 March
	Unaudited	Unaudited	Unaudited	Unaudited	Unaudited	Audited	
1	Segment Revenue						
	(1) Products	3,060.90	2,981.72	2,820.82	6,042.62	5,439.73	10,133.84
	(2) Electronics Manufacturing Services	3,203.48	3,068.94	3,815.36	6,272.42	7,232.33	15,664.61
	(3) Unallocable						
	Total	6,264.38	6,050.66	6,636.18	12,315.04	12,672.06	25,798.45
	Less : Inter segment revenue	11.06	13.25	11.77	24.31	26.91	54.60
	Net sales/income from operations	6,253.32	6,037.41	6,624.41	12,290.73	12,645.15	25,743.85
2	Segment results (profit)(+)/loss(-) before tax and interest from each segment						
	(1) Products	607.70	355.11	284.11	962.81	403.55	824.95
	(2) Electronics Manufacturing Services	(1,335.60)	(94.50)	158.37	(1,430.10)	274.58	858.28
	Total	(727.90)	260.61	442.48	(467.29)	678.13	1,683.22
	Less :						
	(i) Interest	125.44	108.65	108.56	234.11	233.98	479.88
	(ii) Other unallocable expenditure net off unallocable income	(58.94)	(78.76)	(31.83)	(137.72)	(87.22)	(133.84)
	Total profit before tax	(794.40)	230.72	365.77	(563.68)	531.38	1,337.19
3	Capital employed (segment assets -segment liabilities)						
	(1) Products	4,055.16	3,971.11	4,709.42	4,055.16	4,709.42	3,498.12
	(2) Electronics Manufacturing Services	3,075.22	4,252.61	4,250.45	3,075.22	4,250.45	4,985.54
	(3) Unallocated	1,403.93	1,317.92	549.40	1,403.93	549.40	1,323.14
	Total	8,534.31	9,541.64	9,509.27	8,534.31	9,509.27	9,806.80

For CENTUM ELECTRONICS LIMITED



APPARAO V MALLAVARAPU
 CHAIRMAN & MANAGING DIRECTOR

Certified True Copy
 For CENTUM ELECTRONICS LIMITED



Ramu Akkili
 Company Secretary