

Ref:agsl/corres/Bse/NSE/15-16/00235

February 10, 2016

**The General Manager
(Listing & Corporate Relations)
Bombay Stock Exchange Ltd.
Phiroze Jeejeebhoy Towers,
Dalal Street,
Mumbai - 400 001**

**The Listing Department
National Stock Exchange of India Ltd.
Exchange Plaza, Plot No. C/1, G Block,
Bandra Kurla Complex,
Bandra (E), Mumbai – 400051**

Sub: Unaudited Financial Results for the Quarter ended 31 December, 2015

Sir/Ma'm,

Pursuant to Regulation 33 of SEBI (Listing Obligations and Disclosure Requirements) Regulations, 2015, please find enclosed herewith the Unaudited Financial Results (Standalone as well as Consolidated) for the Quarter ended 31 December, 2015, as reviewed by the Audit Committee and approved by the Board of Directors of the Company in their respective meetings held on February 10, 2016.

You are requested to kindly take the same on your record.

Thanking you,

Yours Faithfully,
For Almondz Global Securities Ltd.


**Ajay Pratap
Company Secretary**




Encl: a/a

Almondz Global Securities Ltd.

Statement of Standalone Unaudited Financial Results for the Quarter/nine months ended 31 December 2015

(Amount in Rs. Lacs)

Particulars	Quarter ended			Year to date and nine months ended		
	31 December 2015 (Unaudited)	30 September 2015 (Unaudited)	31 December 2014 (Unaudited)	31 December 2015 (Unaudited)	31 December 2014 (Unaudited)	31 March 2015 (Audited)
1 Income from operations						
(a) Income from operations	744	442	354	1,512	3,364	4,386
(b) Other operating income	52	53	52	155	149	204
Total operating income	796	495	406	1,667	3,513	4,590
2 Expenditure						
(a) Employees benefit expenses	345	375	182	1,083	1,247	1,815
(b) Depreciation and amortisation expense	38	52	54	132	168	217
(c) Other expenses ¹	448	397	448	1,195	1,869	2,330
Total expenditure	831	824	684	2,410	3,284	4,362
3 Profit/ (loss) from operations before other income, finance costs and exceptional items (1-2)	(35)	(329)	(278)	(743)	229	228
4 Other income (including interest income)	149	428	158	672	656	776
5 Profit/ (loss) before finance costs and exceptional items (3+4)	114	99	(120)	(71)	885	1,004
6 Finance cost	84	77	125	248	264	375
7 Profit/ (loss) after finance costs but before exceptional items (5-6)	30	22	(245)	(319)	621	629
8 Exceptional items	-	-	-	-	(27)	(27)
9 Profit/ (loss) from ordinary activities before tax (7+8)	30	22	(245)	(319)	594	602
10 Tax expense/ (credit)	(67)	-	23	(67)	16	117
11 Net profit/ (loss) from ordinary activities after tax (9-10)	97	22	(268)	(252)	578	485
12 Extraordinary items	-	-	-	-	-	-
13 Net profit/(loss) for the period (11-12)	97	22	(268)	(252)	578	485
14 Paid-up equity share capital (face value of Rs. 6 each)	1,553	1,553	1,553	1,553	1,553	1,553
15 Reserve excluding revaluation reserves	-	-	-	-	-	10,538
16 Earnings per share (of Rs. 6 each) (un-annualised)						
a) Basic earnings per share (Rs.)	0.37	0.08	(1.04)	(0.98)	1.96	1.60
b) Diluted earnings per share (Rs.)	0.37	0.08	(1.04)	(0.98)	1.96	1.60
Particulars of shareholdings						
1 Public shareholding						
- Number of shares	1,10,63,814	1,13,35,581	1,22,41,504	1,10,63,814	1,22,41,504	1,19,50,348
- Percentage of shareholding	42.74%	43.79%	47.29%	42.74%	47.29%	46.17%
2 Promoters and promoter group shareholding						
a) Pledged/encumbered						
- Number of shares	-	-	-	-	-	-
- Percentage of shares (as a percentage of the total shareholding of promoter and promoter group)	-	-	-	-	-	-
- Percentage of shares (as a percentage of the total share capital of the Company)	-	-	-	-	-	-
b) Non-encumbered						
- Number of shares	1,48,21,153	1,45,49,386	1,36,43,463	1,48,21,153	1,36,43,463	1,39,34,619
- Percentage of shares (as a percentage of the total shareholding of promoter and promoter group)	100.00%	100.00%	100.00%	100.00%	100.00%	100.00%
- Percentage of shares (as a percentage of the total share capital of the Company)	57.26%	56.21%	52.71%	57.26%	52.71%	53.83%
Expenditure in excess of 10% of total expenditure :-						
A. Brokerage and Commission	100	133	194	354	431	636



Notes:

- 1 In relation to the two of the merchant banking assignments undertaken by the company, the Securities Exchange Board of India (SEBI) has prohibited the company for five years from the date of interim order from taking up any new assignments or involvement in any new issue of capital including an IPO, follow on issue etc. or involvement in buy back of securities under SEBI (Buy-Back of Securities) Regulations, 1998, open offers under SEBI (Substantial Acquisition of Shares and Takeovers) Regulations, 2011 and delisting of securities under the SEBI (Delisting of Equity Shares) Regulations, 2009 and suspended the certificate of registration of the company with SEBI under Securities and Exchange Board of India (Merchant Bankers) Regulation, 1992 for a period of six months from 3 March, 2014 (period of suspension of Certificate of Registration has since expired). The company has filed appeals with designated authorities.
- 2 The Board of Directors, at its meeting held on 31 March 2015, decided to dispose off the Company's Retail Distribution division to one of its subsidiaries namely Almondz Wealth Advisors Limited. The said division is yet to be disposed off.
- 3 The interest income on fixed deposits pledged with stock exchanges is included in operating income, since the same is directly attributable to the primary revenue generating operations of the Company.
- 4 The above results were reviewed by the Audit Committee and approved by the Board of the Company at their respective meetings held on 10 February 2016. The same has been filed with NSE and BSE and is also available on the Company's website at www.almondzglobal.com.
- 5 A limited review as required under clause 33 of Listing Agreement has been carried out by the Statutory auditors.
- 6 No complaint was received by the Company from the shareholders during the quarter ended 31 December 2015. No case was pending at the beginning and at the end of the quarter ended 31 December 2015.
- 7 Previous year/quarter figures have been regrouped/ reclassified, wherever necessary.



Almondz Global Securities Limited
Registered Office: 2nd Floor, 3 Scindia House, Janpath, New Delhi - 110001
Segment wise revenue, results and capital employed for the quarter/nine months ended 31 December 2015

Particulars	Quarter ended			Year to date and nine months ended		Year ended
	31 December 2015 (Unaudited)	30 September 2015 (Unaudited)	31 December 2014 (Unaudited)	31 December 2015 (Unaudited)	31 December 2014 (Unaudited)	31 March 2015 (Audited)
Segment Revenue						
(a) Debt and equity market operations	247	(23)	(88)	155	692	1,095
(b) Corporate finance/ advisory fees	29	8	25	43	1,502	1,526
(c) Broking activities	340	366	407	1,068	1,172	1,745
(d) Infrastructure advisory	180	144	62	401	147	224
Income from Operations	796	495	406	1,667	3,513	4,590
Segment results						
Profit before tax and interest from each segment						
(a) Debt and equity market operations	198	185	(7)	209	377	424
(b) Corporate finance/ advisory fees	(93)	(89)	(116)	(280)	429	316
(c) Broking activities	26	23	21	82	96	236
(d) Infrastructure advisory	2	54	(18)	59	(96)	(103)
Total	133	173	(120)	70	806	873
Less:						
1) Unallocable interest	57	60	66	177	201	265
2) Other unallocable expenditure (net off unallocable income)	46	91	59	212	11	6
Profit before tax	30	22	(245)	(319)	594	602
Capital employed						
(a) Debt and equity market operations	1,274	2,052	2,420	1,274	2,420	2,437
(b) Corporate finance/ advisory fees	(21)	(9)	46	(21)	46	(28)
(c) Broking activities	1,900	1,691	1,466	1,900	1,466	1,714
(d) Infrastructure advisory	223	293	122	223	122	156
(e) Unallocated	8,463	7,716	8,131	8,463	8,131	7,813
Total capital employed	11,839	11,743	12,185	11,839	12,185	12,092

Place: New Delhi
Date: 10 February 2016

For and on behalf of the Board of
Almondz Global Securities Limited



Jagdeep Singh
Jagdeep Singh
Wholtime Director

Almondz Global Securities Limited
Registered Office: 2nd Floor, 3 Scindia House, Janpath, New Delhi - 110001
Statement of Consolidated Unaudited Financial Results for the Quarter/ Nine months ended 31 December 2015

Particulars	Quarter ended			Amount in Rs. Lacs		
	31 December 2015 (Unaudited)	30 September 2015 (Unaudited)	31 December 2014 (Unaudited)	31 December 2015 (Unaudited)	31 December 2014 (Unaudited)	31 March 2015 (Audited)
1 a. Income from operations	1,139	738	711	2,376	4,710	5,921
b. Other operating income	57	60	55	170	159	216
Total operating income	1,196	798	766	2,546	4,869	6,137
2 Expenditure						
a. Employees cost	486	471	263	1,434	1,456	2,104
b. Depreciation and amortisation expense	44	58	58	149	182	235
c. Other expenses*	643	577	518	1,657	2,096	2,673
Total expenditure	1,173	1,106	839	3,240	3,734	5,012
3 Profit/ (loss) from operations before other income, finance costs and exceptional items (1-2)	23	(308)	(73)	(694)	1,135	1,125
4 Other income (including interest income)	129	417	127	640	508	573
5 Profit/ (loss) before finance costs and exceptional items (3+4)	152	109	54	(54)	1,643	1,698
6 Finance cost	114	102	194	322	373	552
7 Profit/ (loss) after finance costs but before exceptional items (5-6)	38	7	(140)	(376)	1,270	1,146
8 Exceptional items	1	-	-	2	27	28
9 Profit/ (loss) from ordinary activities before tax (7+8)	37	7	(140)	(378)	1,243	1,118
10 Tax expense/ (credit)	(10)	43	58	32	202	361
11 Net Profit/(loss) after tax before minority interest and share of profit in associate companies (9-10)	47	(36)	(198)	(410)	1,041	757
12 Minority interest	-	-	-	-	(1)	(1)
13 Share of profit/ (loss) in associates	(1)	-	-	(1)	-	-
14 Net profit from ordinary activities after tax, minority interest and share of profit/(loss) in associate companies (11-12+13)	46	(36)	(198)	(411)	1,042	758
15 Paid-up equity share capital (Face value of Rs. 6 each)	1,553	1,553	1,553	1,553	1,553	1,553
16 Reserve excluding revaluation reserves	-	-	-	-	-	10,992
17 Earnings per share (of Rs.6 each) (un-annualised)						
a) Basic earnings per share (Rs.)	0.18	(0.14)	(0.77)	(1.59)	4.03	2.93
b) Diluted earnings per share (Rs.)	0.18	(0.14)	(0.77)	(1.59)	4.03	2.93
Particulars of shareholdings						
1 Public shareholding						
-Number of shares	1,10,63,814	1,13,35,581	1,22,41,504	1,10,63,814	1,22,41,504	1,19,50,348
-Percentage of shareholding	42.74%	43.79%	47.29%	42.74%	47.29%	46.17%
2 Promoters and promoter group shareholding						
a) Pledged/encumbered						
-Number of shares	-	-	-	-	-	-
-Percentage of shares (as a percentage of the total shareholding of promoter and promoter group)	-	-	-	-	-	-
-Percentage of shares (as a percentage of the total share capital of the Company)	-	-	-	-	-	-
b) Non-encumbered						
-Number of shares	1,48,21,153	1,45,49,386	1,36,43,463	1,48,21,153	1,36,43,463	1,39,34,619
-Percentage of shares (as a percentage of the total shareholding of promoter and promoter group)	100.00%	100.00%	100.00%	100.00%	100.00%	100.00%
-Percentage of shares (as a percentage of the total share capital of the Company)	57.26%	56.21%	52.71%	57.26%	52.71%	53.83%
* Expenditure in excess of 10% of total expenditure						
A: Brokerage and Commission	114	149	202	406	490	738




Notes:

- 1 The above results were reviewed by the Audit Committee and approved by the Board of Directors of the Company in their respective meetings held on 10th February 2016.
- 2 The consolidated results for the Quarter/ nine months ended 31 December 2015, include the results of followings :
Subsidiaries:
 - a. M/s Almondz Finanz Limited.
 - b. M/s Almondz Commodities Private Limited w.e.f. 30 September 2015.
 - c. M/s Almondz Wealth Advisors Limited.
 - d. M/s Skiffle Healthcare Services Limited.
 - e. M/s Almondz Global Infra- Consultant Limited.
 - f. M/s North Square Projects Private Limited.Associates:
 - a. M/s Premier Alcobev Private Limited.
 - b. M/s New Age Blocks Private Ltd.
- 3 In relation to the two of the merchant banking assignments executed by the Company, Securities Exchange Board of India ('SEBI') prohibited the company for five years from the date of interim order from taking up any new assignments or involvement in any new issue of capital including an IPO, follow on issue etc. or involvement in buy back of securities under SEBI (Buy- Back of Securities) Regulations, 1998, open offers under SEBI (Substantial Acquisition of Shares and Takeovers) Regulations, 2011 and delisting of securities under the SEBI (Delisting of Equity Shares) Regulations, 2009 and suspended the certificate of registration of the company with SEBI under Securities and Exchange Board of India (Merchant Bankers) Regulation 1992 for a period of six months, from 3 March 2014 (period of suspension of Certificate of Registration has since expired). The company has filed appeals with designated authorities.
- 4 The interest income on fixed deposits pledged with stock exchanges is included in operating income, since the same is directly attributable to the primary revenue generating operations of the Company.
- 5 Previous year's figures have been regrouped / reclassified, wherever necessary.
- 6 The Board of directors, at its meeting held on 31 March 2015 decided to dispose off the Company's Retail Distribution division to one of its subsidiaries namely Almondz Wealth Advisors Limited. The said division is yet to be disposed off.
- 7 One of the subsidiary of the company "Almondz Commodities Private Limited" is a trading member of National Spot Exchange Limited (NSE), The trading on NSE has been temporarily suspended resulting into non settlement of dues by the NSE to the clients of the said subsidiary.
- 8 Key Standalone Financial information is given below:

Particulars	Amount in Rs. Lacs					
	Quarter ended			nine months ended		Year ended
	31 December 2015 (Unaudited)	30 September 2015 (Unaudited)	31 December 2014 (Unaudited)	31 December 2015 (Unaudited)	31 December 2014 (Unaudited)	31 March 2015 (Audited)
Income from operations & other Income	945	923	564	2,339	4,169	5,366
Profit/Loss before tax	30	22	(245)	(319)	594	602
Profit/Loss after tax	97	22	(268)	(252)	578	485

- 9 No complaint was received by the company from the shareholders during the quarter ended 31 December 2015. No case was pending at the beginning and at the end of the quarter ended 31 December 2015.



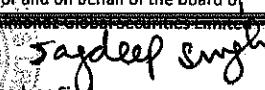
 Global Securities Private Limited
 New Delhi, India
 Sagdeep Singh

Almondz Global Securities Limited (Consolidated)
Registered Office: 2nd Floor, 3 Scindia House, Janpath, New Delhi -110001
Segment wise revenue, results and capital employed for the Quarter / Nine months ended 31 December 2015

Particulars	Amount in Rs. Lacs					
	Quarter ended			nine months ended		Year ended
	31 December 2015	30 September 2015	31 December 2014	31 December 2015	31 December 2014	31 March 2015
	(Unaudited)	(Unaudited)	(Unaudited)	(Unaudited)	(Unaudited)	(Audited)
Segment Revenue						
(a) Debt and equity market operations	354	6	187	342	1,637	2,084
(b) Corporate finance/advisory fees	29	8	25	43	1,502	1,526
(c) Broking activities	341	368	413	1,082	1,201	1,777
(d) Commodity broking	5	6	5	15	19	24
(e) Finance activities	66	77	24	197	254	341
(f) Infrastructure advisory	348	302	79	747	179	278
(g) Healthcare Services	51	30	31	115	75	104
(h) Others*	2	1	2	5	2	3
Total	1,196	798	766	2,546	4,869	6,137
Income from Operations	1,196	798	766	2,546	4,869	6,137
Segment Results						
Profit before tax and interest from each segment						
(a) Debt and equity market operations	236	154	153	200	1,038	993
(b) Corporate finance/advisory fees	(93)	(89)	(116)	(280)	429	316
(c) Broking activities	8	(9)	19	19	110	239
(d) Commodity broking	(3)	3	2	-	(3)	(3)
(e) Finance activities	46	76	11	174	241	311
(f) Infrastructure advisory	9	83	(17)	70	(91)	(99)
(g) Healthcare Services	(29)	(40)	(17)	(105)	(72)	(103)
(h) Others*	-	4	(1)	5	(7)	3
Total	174	182	34	83	1,645	1,657
Less:						
1) Unallocable interest	57	60	66	177	201	271
2) Other unallocable expenditure (net off unallocable income)	80	115	108	284	201	268
Profit before tax	37	7	(140)	(378)	1,243	1,118
Capital Employed						
(a) Debt and equity market operations	2,183	2,870	3,608	2,183	3,608	3,691
(b) Corporate finance/advisory fees	(21)	(9)	46	(21)	46	(28)
(c) Broking activities	1,939	1,716	1,539	1,939	1,539	1,906
(d) Commodity broking	148	150	147	148	147	147
(e) Finance activities	2,618	2,555	3,051	2,618	3,051	2,050
(f) Infrastructure advisory	543	540	130	543	130	291
(g) Healthcare Services	172	152	135	172	135	156
(h) Others*	1,927	1,660	1,248	1,927	1,248	1,384
(i) Unallocated	2,625	2,454	2,933	2,625	2,933	2,963
Total Capital Employed	12,134	12,088	12,837	12,134	12,837	12,560

*The businesses which are not reportable segments during the year have been grouped under the 'Others' segment.

Place: New Delhi
Date: 10 February 2016

For and on behalf of the Board of
Almondz Global Securities Limited

Jagdeep Singh
 Wholetime Director

102
103