



The Power of Distribution

MAS FINANCIAL SERVICES LIMITED

MFSL/SEC/BM/2017/5

November 08, 2017

To,
The Manager,
BSE Limited
Phiroze Jeejeebhoy Towers
Dalal Street
Mumbai – 400001

To,
General Manager
National Stock Exchange of India Limited
Exchange Plaza
Plot No. C/1, G Block
Bandra-Kurla Complex
Bandra (East)
Mumbai – 400051

Scrip Code: **540749**

Trading Symbol: **MASFIN**

Dear Sir,

Sub.: Outcome of Board Meeting

Pursuant to Regulation 30 and 33 of the SEBI (Listing Obligations and Disclosure Requirements) Regulations, 2015 as amended ("SEBI Listing Regulations"), we wish to inform you that the Board has at its meeting held today, inter alia;

1. Approved the unaudited standalone financial results for the quarter and half year ended 30th September, 2017;
2. Declared an interim dividend of Rs. 1.50/- per equity share (15%) of the face value of Rs.10.;
3. Fixed the Record date for interim dividend as November 20, 2017 and payment date as November 22, 2017.

The said meeting of the Board commenced at 10.30 A.M. and concluded on 12.40 P.M

A copy of the said results together with the Limited Review Report and Press Release is enclosed herewith. These are also being made available on the website of the Company at www.mas.co.in.

You are requested to take the same on record.

Thanking you,

Yours faithfully,
For, **MAS Financial Services Limited**

Nirav P. Patel

Nirav Prakashchandra Patel
Company Secretary and Compliance Officer
ACS No.: 32979



Encl.: As above

Regd. Office :

6, Ground Floor, Narayan Chambers,
B/h Patang Hotel, Ashram Road, Ahmedabad-380 009.

CIN : U65910GJ1995PLC026064

+ 91(O) 79 3001 6500



+ 91(O) 79 3001 6597, + 91 (O)79 3001 6561

www.mas.co.in

mfsl@mas.co.in

Statement of Standalone Unaudited Financial Results for the quarter and half year ended 30th September 2017

Sr. No.	Particulars	Quarter ended			Half year ended		(Rs. in Lacs)
		30.09.2017	30.06.2017	30.09.2016	30.09.2017	30.09.2016	Year ended
		Unaudited	Audited	(Refer note 8)	Unaudited	Audited	31.03.2017
1	INCOME						
	(a) Revenue from Operations	10,585.71	9,756.50	8,636.69	20,342.21	16,964.11	34,063.15
	(b) Other Income	21.26	25.92	27.16	47.18	45.64	88.56
	Total Revenue	10,606.97	9,782.42	8,663.85	20,389.39	17,009.75	34,151.71
2	EXPENSES						
	(a) Employee Benefits Expense	901.78	783.86	616.18	1,685.64	1,295.93	2,624.09
	(b) Finance Costs	3,955.42	3,754.77	3,842.47	7,710.19	7,734.27	15,131.49
	(c) Depreciation and Amortisation Expense	30.94	25.00	24.63	55.94	43.89	96.12
	(d) Provisions and Loan Losses	1,031.25	908.26	533.89	1,939.51	1,236.80	2,673.64
	(e) Other Expenses	842.32	788.20	784.38	1,630.52	1,509.30	3,319.21
	Total Expenses	6,761.71	6,260.09	6,801.55	13,021.80	11,820.19	23,844.55
3	Profit Before Tax	3,845.26	3,522.33	2,862.30	7,367.59	5,189.56	10,307.16
4	Tax Expense / (Benefit):						
	(a) Current Tax	1,425.88	1,288.00	1,002.48	2,713.88	1,836.48	3,691.39
	(b) Deferred Tax	(89.25)	(69.96)	(43.24)	(159.21)	(43.24)	(121.46)
	Net tax expense	1,336.63	1,218.04	959.24	2,554.67	1,793.24	3,569.93
5	Net Profit for the period/year	2,508.63	2,304.29	1,903.06	4,812.92	3,396.32	6,737.23
6	Earnings per share (of Rs. 10 each) (not annualised except for year ended 31st March 2017):						
	(a) Basic	5.55	5.04	4.52	10.82	8.01	15.85
	(b) Diluted	5.55	4.75	4.51	10.82	7.61	15.07
7	Paid-up equity share capital (face value of Rs 10/- each)						4,295.62
8	Reserve excluding Revaluation Reserves as per balance sheet of previous accounting year						23,651.47
	(See accompanying notes to the financial results)						





(Handwritten signature)

Notes:

1 Statement of Assets and Liabilities

Sr. No.	Particulars	(Rs. in Lacs)	
		As at 30.09.2017 Unaudited	As at 31.03.2017 Audited
A	EQUITY AND LIABILITIES		
1	Shareholders' funds		
	(a) Share Capital	4,956.92	9,042.73
	(b) Reserves and Surplus	40,839.99	23,651.47
	Sub-total- Shareholders' funds	45,796.91	32,694.20
2	Compulsorily Convertible Debentures (Unsecured)		4,998.00
3	Non-current liabilities		
	(a) Long-term borrowings	24,295.98	20,304.28
	(b) Other Long-term Liabilities	32,685.04	24,550.95
	(c) Long-term provisions	385.26	306.38
	Sub-total- Non-current liabilities	57,366.28	45,161.61
4	Current liabilities		
	(a) Short-term borrowings	92,674.57	76,789.70
	(b) Trade payables	305.26	255.86
	(c) Other current liabilities	41,098.37	41,229.49
	(d) Short-term provisions	1,993.00	1,287.61
	Sub-total- Current liabilities	136,071.20	119,562.66
	TOTAL-EQUITY AND LIABILITIES	239,234.39	202,416.47
B	ASSETS		
1	Non-current assets		
	(a) Fixed assets		
	Tangible assets	1,013.51	703.08
	Intangible assets	21.31	13.16
	Capital Work-in-Progress	1.96	
	(b) Non-current investments	1,075.70	1,075.70
	(c) Deferred tax assets (net)	581.47	422.26
	(d) Long-term loans and advances	96,487.09	76,765.88
	(e) Other non-current assets	361.95	913.42
	Sub-total- Non-current assets	99,542.99	79,893.50
2	Current assets		
	(a) Cash and bank balances	16,639.29	3,667.55
	(b) Short-term loans and advances	120,816.08	116,787.24
	(c) Other current assets	2,236.03	2,068.18
	Sub-total- Current assets	139,691.40	122,522.97
	TOTAL-ASSETS	239,234.39	202,416.47


- 2 The above results have been reviewed by the Audit Committee at its meeting held on 7th November 2017 and approved by Board of Directors at their meeting held on 8th November 2017 and have been subjected to a limited review by the Statutory Auditors.
- 3 Pursuant to the Private Placement offer letter ("Offer Document") dated 30th March 2017, the Company has allotted 1,034,553 equity shares on 19th April 2017 having face value of Rs. 10/share at a premium of Rs. 328.31/share under the second tranche of the Offer Document. The Company has raised total of Rs. 13,500 lacs towards private placement offer letter.
- 4 All the compulsorily convertible instruments were converted into Equity Shares as per agreements, amended from time to time, in the following manner:
- (a) 0.01% Compulsorily Convertible Cumulative Preference Shares were converted into 1,739,865 Equity Shares having face value of Rs. 10/- each at a premium of Rs. 114.93/share;
- (b) 13.31% Compulsorily Convertible Cumulative Preference Shares were converted into 1,280,723 Equity Shares having face value of Rs. 10/- each at a premium of Rs. 159.71/share;
- (c) 9.75% Compulsorily Convertible Cumulative Preference Shares were converted into 87,716 Equity Shares having face value of Rs. 10/- each at a premium of Rs. 446/share; and
- (d) 13% Compulsorily Convertible Debentures were converted into 2,470,175 Equity Shares having face value of Rs. 10/- at a premium of Rs. 192.33/share.



MAE FINANCIAL SERVICES LTD.
Regd. Office: 6, Ground Floor, Narayan Chambers, B/h Patang Hotel, Ashram Road, Ahmedabad-380 009.
Phone No.: +91 79 30016500, Fax No.: +91 79 30016597, E-mail : secretarial@mae.co.in, Website: www.mae.co.in
CIN: U65910GJ1995PLC026064


- 5 The Board of Directors has declared an interim dividend of Rs 150/- per equity share of Rs 10/- at their meeting held on 8th November 2017.
- 6 Subsequent to 30th September 2017, pursuant to initial public offering (IPO) the Company has issued and allotted 5,092,829 equity shares of Rs. 10/- each were allotted to public at premium of Rs 449 per share including offer for sale of 4,946,448 equity shares by the selling shareholders.
- 7 The Company is engaged primarily in the business of Financing and all its operations are in India only. Accordingly, there are no separate reportable segments as per Accounting Standard 17 - "Segment Reporting"
- 8 Figures for the quarter ended 30th September 2016 are the balancing figures between the audited financial results for the half year ended 30th September 2016 and the management prepared financial results for the quarter ended 30th June 2016. The statutory auditors have carried out the audit of the half year ended 30th September 2016 and expressed un-modified review report for that period.
- 9 Pursuant to the option given by Regulation 33 of the SEBI (Listing Obligations and Disclosure Requirements) Regulations 2015, the Company has opted to publish standalone financial results during financial year 2017-18.
- 10 Figures of previous period have been regrouped / reclassified wherever necessary to conform to current period classification.

For and on behalf of the Board of Directors


Kamlesh C. Gandhi
Chairman & Managing Director
(DIN - 00044852)

Place Ahmedabad

Date: 8th November 2017



**INDEPENDENT AUDITOR'S REVIEW REPORT
ON REVIEW OF INTERIM FINANCIAL RESULTS
TO THE BOARD OF DIRECTORS OF
MAS FINANCIAL SERVICES LIMITED**

1. We have reviewed the accompanying Statement of Unaudited Financial Results of **MAS FINANCIAL SERVICES LIMITED** ("the Company") for the Quarter and Six Months ended September 30, 2017 ("the Statement"), being submitted by the Company pursuant to the requirement of Regulation 33 of the SEBI (Listing Obligations and Disclosure Requirements) Regulations, 2015. This Statement which is the responsibility of the Company's Management and approved by the Board of Directors, has been prepared in accordance with the recognition and measurement principles laid down in Accounting Standard 25 - Interim Financial Reporting, prescribed under Section 133 of the Companies Act, 2013 read with relevant rules issued thereunder and other accounting principles generally accepted in India. Our responsibility is to issue a report on the Statement based on our review.
2. We conducted our review of the Statement in accordance with the Standard on Review Engagements (SRE) 2410 'Review of Interim Financial Information Performed by the Independent Auditor of the Entity', issued by the Institute of Chartered Accountants of India. This Standard requires that we plan and perform the review to obtain moderate assurance as to whether the Statement is free of material misstatement. A review is limited primarily to inquiries of Company personnel and analytical procedures applied to financial data and thus provides less assurance than an audit. We have not performed an audit and, accordingly, we do not express an audit opinion.
3. Based on our review conducted as stated above, nothing has come to our attention that causes us to believe that the accompanying Statement, prepared in accordance with the aforesaid Accounting Standards and other accounting principles generally accepted in India, has not disclosed the information required to be disclosed in terms of Regulation 33 of the SEBI (Listing Obligations and Disclosure Requirements) Regulations, 2015, including the manner in which it is to be disclosed, or that it contains any material misstatement.

For Deloitte Haskins & Sells
Chartered Accountants
(Firm's Registration No. 117365W)

Kartikya Raval
Kartikya Raval
Partner
Membership No. 106189

Ahmedabad, 8th November, 2017



PRESS RELEASE

MAS Financial Services Limited results – 2nd quarter FY 18

A Robust Financial Performance

MAS Financial Services Limited reports Assets under Management (AUM) of ₹ 3474.02 Crore and half yearly profit after tax of ₹ 48.13 Crore- A Growth of 41.71% over corresponding period of previous year.

The profit after tax for Q2 is Rs. 25.09 crore – A growth of 31.82% over corresponding period of the previous year.

The Board of Directors of MAS Financial Services Limited in their meeting held today took on record the Unaudited Financial Results of the company for the quarter ended 30 September 2017.

Performance Highlights:

- Disbursement made during H1 FY 18 ↑ 17.94% to ₹ 1873.16 Crore from ₹ 1588.18 Crore in H1 FY 17.
- Disbursement made during Q2 FY 18 ↑ 13.16% to ₹ 985.10 Crore from ₹ 870.53 Crore in Q2 FY 17.
- Assets under Management (AUM) as of 30 Sep 2017 ↑ 25.58% to ₹ 3474.02 Crore from ₹ 2766.48 Crore as on 30 Sep 2016 with Gross NPA and Net NPA as of 30 Sep 2017 at 1.20 % and 0.96% respectively. The Gross and Net NPA on 4 months overdue stood at 1.18% and 1.03% as of 30 September 2016.

As required by RBI Guidelines, the Company has moved its NPA recognition policy from 4 months overdue to 3 months overdue in this financial year. The Company continues to provide for loan losses in excess of RBI requirements.

- Total Income for H1 FY 18 ↑ 19.87% to ₹ 203.89 Crore from ₹ 170.10 Crore in H1 FY 17.
- Total Income for Q2 FY 18 ↑ 22.43% to ₹ 106.07 Crore from ₹ 86.64 Crore in Q2 FY 17.
- Profit After Tax for H1 FY 18 ↑ 41.71% to ₹ 48.13 Crore from ₹ 33.96 Crore in H1 FY 17.
- Profit After Tax for Q2 FY 18 ↑ 31.82% to ₹ 25.09 Crore from ₹ 19.03 Crore in Q2 FY 17.
- Capital Adequacy Ratio (including Tier II capital) as of 30 Sep 2017 stood at 23.81%. The Tier-I capital stood at 21.30%.
- **Dividend** : In consonance to our policy of rewarding the share holders the board has declared an interim dividend of 15% @Rs 1.5 per share.



[Handwritten signature]

(₹ in CR)

Particulars	Q2'18	Q2'17	QoQ	H1'18	H1'17	HoH	FY17
Assets Under Management	3474.02	2766.48	25.58% ↑	3474.02	2766.48	25.58% ↑	3156.14
Total Income	106.07	86.64	22.43% ↑	203.89	170.10	19.87% ↑	341.52
Profit Before Tax	38.45	28.62	34.34% ↑	73.68	51.90	41.97% ↑	103.07
Profit After Tax	25.09	19.03	31.82% ↑	48.13	33.96	41.71% ↑	67.37
GNPA%	1.20%	1.18%	1.69% ↑	1.20%	1.18%	1.69% ↑	1.09%
NNPA%	0.96%	1.03%	(6.80%) ↓	0.96%	1.03%	(6.80%) ↓	0.95%

(₹ in CR)

Asset Under Management (AUM)*	30 Sept 2017	30 Sept 2016	HoH	FY17
Micro-Enterprise loans	2092.86	1859.71	12.54% ↑	1984.86
SME loans	904.98	523.95	72.72% ↑	763.84
2-Wheeler loans	345.36	246.92	39.87% ↑	285.38
Commercial Vehicle loans	130.82	135.90	(3.74%) ↓	122.06
TOTAL AUM	3474.02	2766.48	25.58% ↑	3156.14

*Represents underlying assets in each of the category. As on 30th Sept. 2017, 55.93% of the total underlying assets is through various NBFCs.

➤ IPO Note

Subsequent to September 30, 2017, the Company has allotted 5,092,829 Equity Shares at the meeting of IPO Committee held on October 16, 2017 as part of fresh issue of shares in IPO. The Company has successfully completed the IPO of Rs. 460.04 crore with a stupendous subscription of 128 times and shares were listed @ 43.79% premium on October 18, 2017.

Note on HAS Rural Housing and Mortgage Finance Limited (Subsidiary) :

The Board of Directors of HAS Rural Housing and Mortgage Finance Limited in their meeting held on 06th November 2017 took on record the Unaudited Financial Results of the company for the quarter ended 30 September 2017.

HAS Rural Housing and Mortgage Finance Limited reports Assets under Management (AUM) of ₹ 188.82 Crore and half yearly profit after tax of ₹ 1.25 Crore- A Growth of 17.65% and 53.77% over corresponding period of previous year respectively.

The profit after tax for Q2 is Rs. 0.54 crore – A growth of 25.91% over corresponding period of the previous year.

➤ Gross NPA and Net NPA as of 30 Sep 2017 stood at 0.42 % and 0.32% respectively. The Gross and Net NPA stood at 0.35% and 0.30% as of 30 September 2016.



- Capital Adequacy Ratio (including Tier II capital) as of 30 Sep 2017 stood at 32.53%. The Tier-I capital stood at 27.17%.

Particulars	Q2'18	Q2'17	QoQ	H1'18	H1'17	HoH	FY17
Assets Under Management	188.82	160.49	17.65% ↑	188.82	160.49	17.65% ↑	176.43
Profit Before Tax	0.80	0.62	28.70% ↑	1.89	1.22	55.55% ↑	2.92
Profit After Tax	0.54	0.43	25.91% ↑	1.25	0.82	53.77% ↑	1.92
GNPA%	0.42%	0.35%	19.31% ↑	0.42%	0.35%	19.31% ↑	0.41%
NNPA%	0.32%	0.30%	8.24% ↑	0.32%	0.30%	8.24% ↑	0.34%

For and on behalf of the Board of Directors



Kamlesh C. Gandhi
(Chairman & Managing Director)
(DIN - 00044852)



Place : Ahmedabad
Date : November 08, 2017