

Ref: Bio/Acts/ CS/ SE/ Ltrs- NSE/153
October 30, 2012

The National Stock Exchange of India Limited
Exchange Plaza,
Bandra – Kurla Complex,
Bandra (East),
Mumbai- 400 051

Biocon Limited
20th KM Hosur Road
Electronics City
Bangalore 560 100 India
T 91 80 2808 2808
F 91 80 2852 3423

www.biocon.com

“By Fax, Courier & Email”

Kind Attn: Mr. Hari K.

Dear Sir,

Subject: - Unaudited financial results for the quarter and half year ended September 30, 2012

We are pleased to inform you that the Board of Directors of the Company have approved the unaudited financial results for the quarter and half year ended September 30, 2012, at its meeting held on October 30, 2012 at Bangalore. In compliance with the Clause 41 of the Listing Agreement, we are forwarding the following documents for your record:

A. Financial Results:

Unaudited financial results as per the format specified in the listing agreement, for

- a) Biocon Limited and its Subsidiaries (consolidated)
- b) Biocon Limited (standalone)
- c) Biocon Limited - segment report (consolidated)

B. Limited Review Report issued by the Statutory Auditors.

C. A press announcement relating to the results.

Kindly take this intimation on record.

Thanking you,
Yours faithfully,
For Biocon Limited,

Kiran Kumar G
Company Secretary
E: Kiran.Kumar@biocon.com
M: +91 9945315151
T: +91 80 2808 2037

By “Courier”
By Fax To NSE: 022 – 2659 8237 / 38
By email: cmlist@nse.co.in

Encl. No of sheets:


19 + 1 Cover sheet.

BIOCON LIMITED

Registered office: 20th KM HOSUR ROAD, ELECTRONIC CITY P.O., BANGALORE - 560 100

STATEMENT OF CONSOLIDATED UNAUDITED RESULTS FOR THE QUARTER AND SIX MONTHS ENDED SEPTEMBER 30, 2012

Part I								(Rs in Lakhs)
Sl. No.	Particulars	3 months ended 30.09.2012	Preceding 3 months ended 30.06.2012	Corresponding 3 months ended 30.09.2011	Year to date figures for current period ended 30.09.2012	Year to date figures for previous period ended 30.09.2011	Previous Year ended 31.03.2012	
		(Unaudited)	(Unaudited)	(Unaudited)	(Unaudited)	(Unaudited)	(Audited)	
1	Income from operations							
	a) Net Sales/ Income from Operations (Net of excise duty)	59,240	57,086	50,539	1,16,326	94,373	2,04,903	
	b) Other Operating Income	3,623	582	811	4,205	1,325	3,749	
	Total income from operations (net)	62,863	57,668	51,350	1,20,531	95,698	2,08,652	
2	Expenses							
	a) Cost of materials consumed	22,872	22,855	18,499	45,727	37,557	81,900	
	b) Purchases of stock in trade	1,014	2,159	2,545	3,173	4,191	7,699	
	c) Changes in inventories of finished goods, work-in-progress and stock in trade	1,656	(792)	374	864	(1,419)	(4,454)	
	d) Employee benefits expense	9,457	9,127	7,783	18,584	14,709	30,761	
	e) Depreciation and amortisation expenses	4,461	4,269	4,291	8,730	8,796	17,442	
	f) Other expenses	12,591	12,049	9,642	24,640	16,958	41,014	
	Total Expenses	52,051	49,667	43,134	1,01,718	80,792	1,74,362	
3	Profit from operations before other income and finance costs (1-2)	10,812	8,001	8,216	18,813	14,906	34,290	
4	Other Income	1,331	1,592	2,413	2,923	4,417	6,181	
5	Profit from ordinary activities before finance costs (3+4)	12,143	9,593	10,629	21,736	19,323	40,471	
6	Finance Costs	107	321	178	428	673	1,223	
7	Profit from ordinary activities before tax (5-6)	12,036	9,272	10,451	21,308	18,650	39,248	
8	Tax Expense	3,042	1,373	1,881	4,415	3,075	5,408	
9	Net profit for the period from continuing operations (7-8)	8,994	7,899	8,570	16,893	15,575	33,840	
10	Net profit pertaining to discontinued operations (See note 2 below)	-	-	-	-	-	-	
11	Net Profit for the period (9+10)	8,994	7,899	8,570	16,893	15,575	33,840	
12	Minority interest	(29)	(19)	-	(48)	-	-	
13	Net profit after taxes and minority interest (11+12)	8,965	7,880	8,570	16,845	15,575	33,840	
14	Paid-up equity share capital (Face Value of Rs.5 each)	10,000	10,000	10,000	10,000	10,000	10,000	
15	Reserve excluding Revaluation Reserves as per balance sheet of previous accounting year						2,17,165	
16	Earnings per share (of Rs 5 each)							
	(a)Basic	4.59	4.02	4.38	8.61	7.96	17.27	
	(b)Diluted	4.56	3.98	4.34	8.54	7.90	17.11	
	See accompanying note to the financial results							
Part II								
Select information for the period								
A	PARTICULARS OF SHAREHOLDING							
1	Public Shareholding							
	- Number of Shares	7,80,75,854	7,81,75,854	7,81,77,854	7,80,75,854	7,81,77,854	7,81,75,854	
	- Percentage of shareholding	39.04%	39.09%	39.09%	39.04%	39.09%	39.09%	
2	Promoters and Promoter Group Shareholding							
	a) Pledged/encumbered							
	- Number of shares	-	-	-	-	-	-	
	- Percentage of shares (as a % of the total shareholding of the promoter and promoter group)	-	-	-	-	-	-	
	- Percentage of shares (as a % of the total share capital of the company)	-	-	-	-	-	-	
	b) Non-encumbered							
	- Number of Shares	12,19,24,146	12,18,24,146	12,18,22,146	12,19,24,146	12,18,22,146	12,18,24,146	
	- Percentage of shares (as a % of the total shareholding of the promoter and promoter group)	100%	100%	100%	100%	100%	100%	
	-Percentage of shares (as a % of the total share capital of the company)	60.96%	60.91%	60.91%	60.96%	60.91%	60.91%	




1/19

BIOCON LIMITED
Consolidated Statement of Assets and Liabilities

(All amounts in Indian Rupees in Lakhs)


	<u>As at</u> <u>September 30, 2012</u> (Unaudited)	<u>As at</u> <u>March 31, 2012</u> (Audited)
A EQUITY AND LIABILITIES		
1 Shareholders' Funds		
(a) Share capital	10,000	10,000
(b) Reserves and surplus	2,34,735	2,17,244
	<u>2,44,735</u>	<u>2,27,244</u>
2 Minority Interest	428	380
3 Non-current liabilities		
(a) Long-term borrowings	12,529	6,981
(b) Deferred tax liability (Net)	3,858	-
(c) Other long-term liabilities	44,952	58,320
(d) Long-term provisions	355	-
	<u>61,694</u>	<u>65,301</u>
4 Current liabilities		
(a) Short-term borrowings	12,923	18,727
(b) Trade payables	31,070	34,777
(c) Other current liabilities	36,387	26,923
(d) Short-term provisions	6,765	21,148
	<u>87,145</u>	<u>1,01,575</u>
TOTAL - EQUITY AND LIABILITIES	<u><u>3,94,002</u></u>	<u><u>3,94,500</u></u>
B ASSETS		
1 Non-current assets		
(a) Fixed Assets	1,68,310	1,64,787
(b) Goodwill on consolidation	1,216	1,216
(c) Non-current investments	7,756	6,424
(d) Deferred tax asset (net)	-	777
(e) Long-term loans and advances	20,622	18,457
(f) Other non-current assets	18,552	2,867
	<u>2,16,456</u>	<u>1,94,528</u>
2 Current assets		
(a) Current investments	40,541	49,212
(b) Inventories	40,503	37,833
(c) Trade receivables	50,341	49,174
(d) Cash and cash equivalents	34,043	52,327
(e) Short term loans and advances	8,201	7,875
(f) Other current assets	3,917	3,551
	<u>1,77,546</u>	<u>1,99,972</u>
TOTAL - ASSETS	<u><u>3,94,002</u></u>	<u><u>3,94,500</u></u>



BIOCON LIMITED
Registered office: 20th KM HOSUR ROAD, ELECTRONIC CITY P.O., BANGALORE - 560 100
STATEMENT OF STANDALONE UNAUDITED RESULTS FOR THE QUARTER AND SIX MONTHS ENDED SEPTEMBER 30, 2012

Part I		(Rs in Lakhs)					
Sl. No.	Particulars	3 months ended 30.09.2012	Preceding 3 months ended 30.06.2012	Corresponding 3 months ended 30.09.2011	Year to date figures for current period ended 30.09.2012	Year to date figures for previous period ended 30.09.2011	Previous Year ended 31.03.2012
		(Unaudited)	(Unaudited)	(Unaudited)	(Unaudited)	(Unaudited)	(Audited)
1	Income from operations						
	a) Net Sales/ Income from Operations (Net of excise duty)	46,140	43,160	37,548	89,300	71,105	1,50,480
	b) Other Operating Income	4,667	1,584	1,536	6,251	2,623	5,105
	Total income from operations (net)	50,807	44,744	39,084	95,551	73,728	1,55,585
2	Expenses						
	a) Cost of materials consumed	19,288	19,731	15,751	39,019	32,175	69,712
	b) Purchases of stock in trade	1,504	2,297	2,684	3,801	4,448	8,570
	c) Changes in inventories of finished goods, work-in-progress and stock in trade	1,819	(689)	382	1,130	(1,430)	(4,142)
	d) Employee benefits expense	5,524	5,329	4,872	10,853	9,084	19,160
	e) Depreciation and amortisation expenses	2,342	2,383	2,345	4,725	4,663	9,400
	f) Other expenses	9,825	9,678	6,558	18,912	12,804	28,930
	Total Expenses	40,302	38,729	32,592	78,440	61,744	1,31,630
3	Profit from operations before other income and finance costs (1-2)	10,505	6,015	6,492	17,111	11,984	23,955
4	Other Income	968	2,183	1,977	2,560	3,641	6,655
5	Profit from ordinary activities before finance costs (3+4)	11,473	8,198	8,469	19,671	15,625	30,610
6	Finance Costs	17	56	26	73	59	170
7	Profit from ordinary activities before tax (5-6)	11,456	8,142	8,443	19,598	15,566	30,440
8	Tax Expense	2,620	1,258	1,636	3,878	2,719	4,890
9	Net Profit for the period (7-8)	8,836	6,884	6,807	15,720	12,847	25,550
10	Paid-up equity share capital (Face Value of Rs.5 each)	10,000	10,000	10,000	10,000	10,000	10,000
11	Reserve excluding Revaluation Reserves as per balance sheet of previous accounting year						1,99,557
12	Earnings per share (of Rs 5 each) (not annualised)						
	(a) Basic	4.51	3.52	3.48	8.03	6.56	13.04
	(b) Diluted	4.49	3.48	3.45	7.97	6.51	12.92
	See accompanying note to the financial results						
Part II							
Select information for the period							
A PARTICULARS OF SHAREHOLDING							
1	Public Shareholding						
	- Number of Shares	7,80,75,854	7,81,75,854	7,81,77,854	7,80,75,854	7,81,77,854	7,81,75,854
	- Percentage of shareholding	39.04%	39.09%	39.09%	39.04%	39.09%	39.09%
2	Promoters and Promoter Group Shareholding						
	a) Pledged/encumbered						
	- Number of shares	-	-	-	-	-	-
	- Percentage of shares (as a % of the total shareholding of the promoter and promoter group)	-	-	-	-	-	-
	- Percentage of shares (as a % of the total share capital of the company)	-	-	-	-	-	-
	b) Non-encumbered						
	- Number of Shares	12,19,24,146	12,18,24,146	12,18,22,146	12,19,24,146	12,18,22,146	12,18,24,146
	- Percentage of shares (as a % of the total shareholding of the promoter and promoter group)	100%	100%	100%	100%	100%	100%
	- Percentage of shares (as a % of the total share capital of the company)	60.96%	60.91%	60.91%	60.96%	60.91%	60.91%

Particulars	3 months ended 30.09.2012
B INVESTORS COMPLAINTS	
Pending at the beginning of the quarter	1
Received during the quarter	32
Disposed of during the quarter	33
Remaining unsolved at the end of the quarter	-



3/19

BIOCON LIMITED
Standalone Statement of Assets and Liabilities

(All amounts in Indian Rupees in Lakhs)

	<u>As at</u> <u>September 30, 2012</u> (Unaudited)	<u>As at</u> <u>March 31, 2012</u> (Audited)
A EQUITY AND LIABILITIES		
1 Shareholders' Funds		
(a) Share capital	10,000	10,000
(b) Reserves and surplus	2,16,155	1,99,644
	<u>2,26,155</u>	<u>2,09,644</u>
2 Non-current liabilities		
(a) Long-term borrowings	5,292	6,052
(b) Deferred tax liability (Net)	2,840	3,490
(c) Other long-term liabilities	6,361	6,490
	<u>14,493</u>	<u>16,032</u>
3 Current liabilities		
(a) Short-term borrowings	1,637	8,680
(b) Trade payables	24,293	25,110
(c) Other current liabilities	5,827	7,691
(d) Short-term provisions	5,625	14,875
	<u>37,382</u>	<u>56,356</u>
TOTAL - EQUITY AND LIABILITIES	<u><u>2,78,030</u></u>	<u><u>2,82,032</u></u>
B ASSETS		
1 Non-current assets		
(a) Fixed Assets	74,785	76,752
(b) Non-current investments	17,971	16,640
(c) Long-term loans and advances	53,300	53,429
(d) Other non-current assets	140	-
	<u>1,46,196</u>	<u>1,46,821</u>
2 Current assets		
(a) Current investments	39,251	49,060
(b) Inventories	35,705	34,040
(c) Trade receivables	43,176	44,500
(d) Cash and cash equivalents	6,325	4,000
(e) Short-term loans and advances	6,736	3,021
(f) Other current assets	641	590
	<u>1,31,834</u>	<u>1,35,211</u>
TOTAL - ASSETS	<u><u>2,78,030</u></u>	<u><u>2,82,032</u></u>





BIOCON LIMITED

Registered office : 20TH KM HOSUR ROAD, ELECTRONIC CITY P.O., BANGALORE - 560 100

SEGMENT DETAILS OF UNAUDITED CONSOLIDATED RESULTS FOR THE

PERIOD ENDED SEPTEMBER 30, 2012

<u>Particulars</u>	(Rs. in Lakhs)					
	3 months ended 30.09.2012 (Unaudited)	Preceding 3 months ended 30.06.2012 (Unaudited)	Corresponding 3 months ended 30.09.2011 (Unaudited)	Year to date figures for current period ended 30.09.2012 (Unaudited)	Year to date figures for previous period ended 30.09.2011 (Unaudited)	Previous year ended 31.03.2012 (Audited)
Segment revenue						
a. Pharma	49,688	45,173	41,877	94,861	77,305	1,66,823
b. Contract Research & Manufacturing Services	13,711	13,125	10,029	26,836	19,607	44,573
Total	63,399	58,298	51,906	1,21,697	96,912	2,11,396
Less: Inter-segment revenue	536	630	556	1,166	1,214	2,744
Net sales / Income from continuing operations	62,863	57,668	51,350	1,20,531	95,698	2,08,652
Segment results						
Profit before interest, depreciation and tax from each segment						
a. Pharma	20,482	17,009	15,864	37,491	29,728	61,154
b. Contract Research & Manufacturing Services	5,268	4,746	2,881	10,014	5,771	14,966
Total	25,750	21,755	18,745	47,505	35,499	76,120
Less: Interest	107	321	178	428	673	1,223
Depreciation and amortisation	4,461	4,269	4,291	8,730	8,796	17,442
Unallocated corporate expenses	10,477	9,485	6,238	19,962	11,797	24,388
Unallocated corporate income	(1,331)	(1,592)	(2,413)	(2,923)	(4,417)	(6,181)
Profit before tax from continuing operations	12,036	9,272	10,451	21,308	18,650	39,248
Capital employed						
a. Pharma	1,23,920	1,04,371	1,14,125	1,23,920	1,14,125	93,664
b. Contract Research & Manufacturing Services	34,473	31,426	26,295	34,473	26,295	34,310
c. Unallocable	86,770	99,802	80,281	86,770	80,281	99,650
d. Minority interest	(428)	(399)	-	(428)	-	(380)
Total capital employed	2,44,735	2,35,200	2,20,701	2,44,735	2,20,701	2,27,244



5/19

Notes:


1. The unaudited financial results of the Company and the unaudited consolidated financial results for the quarter and six months ended September 30, 2012 have been subjected to limited review by the statutory auditors. The above results have been reviewed by the Audit Committee and approved by the Board of Directors of the Company at their respective meetings held on October 30, 2012.

2. On April 28, 2011, Biocon SA, a subsidiary of the Company, entered into a definitive agreement with certain third parties to transfer its entire shareholding in the equity capital of its subsidiary, AxiCorp GmbH, Germany ('AxiCorp'), which was consummated during the quarter ended June 30, 2011. The financial results of AxiCorp have been disclosed separately as "Net Profit pertaining to discontinued operations". The Company followed a consistent practice of consolidating the financial results of AxiCorp with a gap of 3 months and adjusting for significant subsequent transactions / other events, if any, in accordance with Accounting Standard 21. The following table gives the financial information / effect pertaining to the discontinued operations.

(Rs In Lakhs)

Particulars	6 months ended 30.09.2011 (Unaudited)	Previous Year ended March 31, 2012 (Audited)
Net sales/income from operations	24,460	24,460
Profit after tax (Net of Minority Interest)	324	324
Less: Loss of sale of Investment in Subsidiary	324	324
Net Profit attributable to Discontinued operations	-	-

3. In October 2010, Biocon SA, a wholly owned subsidiary of Biocon Limited, (together referred to as 'Biocon'), had entered into a global commercialization and supply agreement ('the Agreement') with a customer. The customer had exclusive rights to commercialize Biocon's biosimilar insulin portfolio. Biocon was responsible for clinical development, clinical trials and other activities to secure regulatory approvals in various geographies. Biocon had received an upfront payment and certain other milestone payments under the Agreement. Considering the significant obligations of Biocon relating to clinical development and regulatory activities, these amounts were recognized in the consolidated statement of profit and loss under percentage completion method. In March 2012, the Agreement was terminated and pursuant to the termination and transition agreement, the exclusive rights to commercialize reverted to Biocon and the customer had no further obligations to Biocon. Biocon is committed to the biosimilar Insulins program and is continuing the development / clinical trial activities on a global scale. Biocon evaluated the prevalent regulatory framework, industry practices and ethics/governance requirements relating to clinical trials / regulatory submissions already initiated under the Agreement and determined that it has continuing obligations to complete the clinical development and regulatory activities. Accordingly, as at March 31, 2012, Biocon deferred the balance amount of Rs.49,290 Lakhs received from the customer to be recognised in the consolidated statement of profit and loss in subsequent periods in line with costs to be incurred towards such clinical trial and development activities.



Contd..

6/19

In accordance with this policy, during the quarter and six months ended September 30, 2012, out of the deferred amount, Rs. 804 Lakhs and Rs. 2,124 Lakhs, respectively, have been netted off against expenses incurred during the quarter and six months ended September 30, 2012, towards such clinical trial and development activities.

The auditors of the Company have drawn an Emphasis of Matter in this regard, in their Limited Review report on the consolidated unaudited financial results.

4. Total income from operations for the quarter and six months ended September 30, 2012 (standalone and consolidated) include Rs 3,064 Lakhs accrued towards one time income / compensation receivable from few parties.

5. Pursuant to the approval of the Board of Directors, the Company has filed an application with the Honorable High Court of Karnataka, for merger of Biocon Biopharmaceuticals Limited, a wholly owned subsidiary, with the Company with an appointed date of April 1, 2012. Pending approval of the Court and other relevant authorities, no effect of the above has been given in the standalone financial statements of the Company for the quarter and six months ended September 30, 2012.

6. During the quarter ended September 30, 2012, the Company paid dividend of Rs 5.00 per share amounting to Rs 10,000 Lakhs for the year 2011-12 representing 100% dividend.

7. Segment Reporting :

- a. Standalone financial results: The Company operates in a single business segment of biopharmaceuticals.
- b. Consolidated financial results: The primary segment reporting has been performed on the basis of business segments. Segments have been identified and reported based on the nature of products, risks and returns, organizational structure and internal financial reporting systems.



8. Prior period / year figures have been reclassified wherever required to conform to the classification of the current period.

For and on behalf of the Board of Directors of Biocon Limited



Kiran Mazumdar Shaw
Chairman and Managing Director

Bangalore,
October 30, 2012



Limited Review Report

Review Report to
The Board of Directors
Biocon Limited

1. We have reviewed the accompanying statement of unaudited financial results of Biocon Limited ('the Company') for the quarter ended September 30, 2012 (the "Statement"), except for the disclosures regarding 'Public Shareholding' and 'Promoter and Promoter Group Shareholding' which have been traced from disclosures made by the management and have not been reviewed by us. This Statement is the responsibility of the Company's management and has been approved by the Board of Directors. Our responsibility is to issue a report on the Statement based on our review.
2. We conducted our review in accordance with the Standard on Review Engagements (SRE) 2410, Review of Interim Financial Information Performed by the Independent Auditor of the Entity issued by the Institute of Chartered Accountants of India. This standard requires that we plan and perform the review to obtain moderate assurance as to whether the Statement is free of material misstatement. A review is limited primarily to inquiries of company personnel and analytical procedures applied to financial data and thus provides less assurance than an audit. We have not performed an audit and accordingly, we do not express an audit opinion.
3. Based on our review conducted as above, nothing has come to our attention that causes us to believe that the unaudited financial results for the quarter ended September 30, 2012, included in the Statement, prepared in accordance with recognition and measurement principles laid down in Accounting Standard 25 "Interim Financial Reporting" [notified pursuant to the Companies (Accounting Standards) Rules, 2006 (as amended)] and other recognised accounting practices and policies, has not disclosed the information required to be disclosed in terms of Clause 41 of the Listing Agreement including the manner in which it is to be disclosed, or that it contains any material misstatement.

S.R. Batliboi & Associates

For S.R. Batliboi & Associates

Firm registration number: 101049W


Chartered Accountants

Aditya Vikram Bhauwala

per Aditya Vikram Bhauwala

Partner

Membership No.: 208382



Place: Bangalore

Date: October 30, 2012

Limited Review Report

Review Report to
The Board of Directors
Biocon Limited

1. We have reviewed the accompanying statement of unaudited consolidated financial results of Biocon Limited ('the Company') and its subsidiaries, joint venture and associate (together, 'the Group'), for the quarter ended September 30, 2012 (the "Statement"), being submitted by the Company pursuant to the requirement of Clause 41 of the Listing Agreement, except for the disclosures regarding 'Public Shareholding' and 'Promoter and Promoter Group Shareholding' which have been traced from disclosures made by the management and have not been reviewed by us. This Statement is the responsibility of the Company's management and has been approved by the Board of Directors. Our responsibility is to issue a report on the Statement based on our review.
2. We conducted our review in accordance with the Standard on Review Engagements (SRE) 2410, Review of Interim Financial Information Performed by the Independent Auditor of the Entity issued by the Institute of Chartered Accountants of India. This standard requires that we plan and perform the review to obtain moderate assurance as to whether the Statement is free of material misstatement. A review is limited primarily to inquiries of company personnel and analytical procedures applied to financial data and thus provides less assurance than an audit. We have not performed an audit and accordingly, we do not express an audit opinion.
3. We did not review the revenues (including other income) and assets of Rs. 265 Lakhs and Rs. 66,241 Lakhs respectively, relating to two subsidiaries and the revenues (including other income) and assets of Rs. 342 Lakhs and Rs. 898 Lakhs respectively, being the proportionate share in the joint venture company, included in the accompanying unaudited consolidated financial results for the quarter ended September 30, 2012. The financial information of the above subsidiaries and the joint venture company have been reviewed by other auditors whose reports have been furnished to us. Our conclusion on the unaudited consolidated financial results, in so far as it relates to such subsidiaries and joint venture company is based solely on the reports of the other auditors.
4. Without qualifying our conclusion, we draw attention to note 3 in the attached statement of unaudited consolidated financial results regarding management's decision to defer recognition of amounts in the consolidated statement of profit and loss, pertaining to payments received pursuant to the Termination & Transition Agreement entered into with a customer for reasons as more fully discussed in the aforesaid note. As further discussed in the said note, during the quarter ended September 30, 2012, out of the deferred amount, Rs. 804 Lakhs has been netted off against expenses incurred during the quarter ended September 30, 2012, towards such clinical trial and development activities. Our auditors' report for the year ended March 31, 2012 also included a matter of emphasis in this regard.



9/19

S.R. BATLIBOI & ASSOCIATES

Chartered Accountants

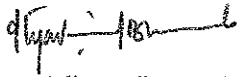
5. Based on our review conducted as above and on consideration of reports of other auditors on the unaudited separate quarterly financial results and on the other financial information of the components, nothing has come to our attention that causes us to believe that the unaudited consolidated financial results for the quarter ended September 30, 2012, included in the Statement, prepared in accordance with recognition and measurement principles laid down in Accounting Standard 25 "Interim Financial Reporting" [notified pursuant to the Companies (Accounting Standards) Rules, 2006, (as amended)] and other recognised accounting practices and policies, has not disclosed the information required to be disclosed in terms of Clause 41 of the Listing Agreement including the manner in which it is to be disclosed, or that it contains any material misstatement.

S.R. Batliboi & Associates

For S.R. Batliboi & Associates


Firm registration number: 101049W

Chartered Accountants



per Aditya Vikram Bhauwala
Partner

Membership No.: 208382



Place: Bangalore

Date: October 30, 2012



Biocon delivers healthy growth in H1FY13 **Research Services & Branded Formulations propel strong growth.**

Revenues: ₹ 1,235 Crores EBITDA: ₹ 305 Crores PAT: ₹ 169 Crores

Bangalore, India, October 30, 2012


Commenting on the results, Chairman and Managing Director Kiran Mazumdar-Shaw stated, "We continue to deliver good performance across verticals this fiscal. At the half year, we have seen a 23% YoY increase in revenues attributable to both volume growth as well as better export realization on account of a depreciating rupee. APIs and Biosimilar Insulins have seen significant business expansion in the emerging markets. Branded Formulations and Research Services continue to deliver strong growth. R&D expenditure has risen significantly this fiscal and stands at ₹ 79 cores for H1, a 54% increase over the same period last fiscal. This reflects the progress made by our various Biosimilars and novel molecule programs in the clinic including a European Phase III trial for rh-Insulin which has generated positive interim data. Whilst this has muted profitability, R&D remains a key investment to drive exponential growth in the future. Imported Raw Materials, Power and Personnel costs have also increased by 27%. Despite this, PAT has grown 8% to ₹ 169 Crores for H1 this fiscal. We see this growth momentum continuing for the remaining two quarters.

I am also pleased to report that the prestigious Science magazine ranked Biocon amongst the Global Top 20 Best Employers, which reflects the quality of our human resources and the enabling ecosystem at Biocon.

Finally, I am pleased to announce the proposed investment by GE Capital in our subsidiary Syngene, which we believe establishes a base valuation, an important milestone towards the future public offering."

Highlights:

- H1 FY13 financials manifest the protracted momentum across verticals:
 - ❖ Biopharma Business: 15% YoY increase
 - ❖ Branded Formulations: 45% YoY growth
 - ❖ Research Services (Syngene and Clinigene): 40% YoY.
- EBITDA and PAT margins at 25% and 14% respectively.



- Interim data from EU Phase III trial for biosimilar rh-Insulin indicates achievement of both primary and secondary endpoints.
- GE Capital proposes to invest ₹ 125 Crores as private equity in Syngene
- Becomes the only Asian Company to feature in the 'Science' magazine's 2012 global 'Top 20 Employer list' in the biotech & pharma sector.

Business Performance (Vertical-wise)

H1 FY 13 Revenue Summary

(in Crores)

Bio Pharma: ₹ 734	Branded Formulations: ₹ 178	Research Services: ₹ 252
-------------------	-----------------------------	--------------------------

Small Molecules & Biosimilars

The biopharma business reported a healthy growth of 15% YoY in the first half of this fiscal, led by a strong performance of Immuno-suppressants, Insulins, Fidaxomicin and Orlistat.

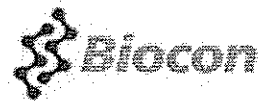
Interim results from the Phase III clinical study for Biocon's biosimilar rh-Insulin in EU, have demonstrated comparable efficacy and safety between our offering and the innovator product. The trial has met its efficacy end point with a comparable immunogenicity and safety profile. The second part of the study evaluating additional safety and immunogenicity parameters is ongoing. These encouraging results will be pivotal in our regulatory and MAA submissions.

"This data along with extensive characterization and PK-PD data generated to date with Biocon's regular and isophane insulin demonstrate comparability with the innovator products", said **Dr. Abhijit Barve, President R&D of Biocon**. "This was our first global study for rh-Insulin and we are pleased with the outcome. These data and our recent positive PK-PD data for Biosimilar Glargine enable us to pursue our global development strategy for Biosimilar Insulins."

Branded Formulations

The branded formulations business continues to build momentum and recorded a robust growth of 45% YoY. Insugen® and Basalog®, our key brands in Diabetology and Abraxane® & BioMAb EGFR®, lead brands of Oncology, along with several other molecules of Cardiology, Nephrology, Comprehensive Care and Immunotherapy divisions continued to do well and have contributed to this steady growth. A number of our recent offerings have entered into the Top 3 product rankings in their categories. Notable amongst these are: Psorid® (#1), Picon® (#2), Tbis® (#2) and Albubet® (#3).

Commenting on the traction in the branded formulations segment, **Rakesh Bamzai, President Marketing, Biocon Limited** said, "The continual growth of our branded formulations business is a reflection of the strong product portfolio and the success of our engagement programs with doctors and



patients alike. We remain committed to offering differentiated products that provide the 'best in class' affordable treatment options to patients"

Novel Molecules

Our Novel Molecules business continued to progress well during the reporting period. We are in advanced stages of finalizing our co-development agreement for IN-105 (Oral Insulin). We have initiated engagement with potential partners for out licensing Itolizumab (Anti CD6 Monoclonal Antibody) for the global markets. We have recently reported positive data for Itolizumab from an India centric Phase III trial for Psoriasis. This has enabled us to file with the DCGI for marketing authorization in India. We intend to initiate further clinical trials for Itolizumab in other promising indications like Multiple Sclerosis, Vitiligo and Rheumatoid Arthritis.

An important development during this quarter is our decision to exit from our partnered program with Amylin Pharmaceuticals following its acquisition by BMS. AC165198, Amylin's proprietary molecule, was being jointly developed as a novel diabetes treatment agent. A change in control at Amylin provides Biocon with an exit option which it has exercised. This will enable Biocon to focus its resources to other advancing programs.

Research Services

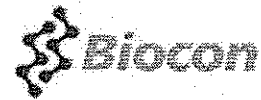
The first half of FY13 witnessed strong momentum for our research services arm, which grew by 40% YoY. *Commenting on this performance, Peter Bains, Director Syngene International, said*

"Q2 delivered a sales growth of 39 % YoY, which when seen in conjunction with our Q1 results, reflect a very robust performance in the first half of FY13. Our strategy of continuous investments in enhancing and expanding our capabilities, across discovery and development services, has helped us stay ahead of the curve. We see a continuous evolution in the nature of our client relationships- with both existing and new clients. Our client engagement is shifting towards strategic partnerships designed to leverage Syngene and Clinigene's comprehensive service offerings. The endeavor is aimed at developing more customized and strategically integrated discovery and development partnerships that directly address the innovation and productivity goals of our clients. On the back of a number of our new contracts, our order book is robust and we are well placed to see continued momentum through this fiscal and into the next year."

Research Services: Equity Investment by GE Capital

GE Equity International Mauritius, a subsidiary of GE Capital, will make a private equity investment in Syngene International to the tune of ₹ 125 Crores, for a 7.69% equity share. The investment is subject to standard condition precedents including regulatory approvals.

Commenting on this development, Ms. Kiran Mazumdar-Shaw, Chairman & Managing Director, Biocon said, "GE Capital's investment in Syngene is a validation of our research services business model which has delivered consistent value to our partners as well as other stakeholders. This takes us closer to our commitment of taking Syngene through an IPO at the most opportune time."



Outlook

The business outlook remains positive. With a number of our biosimilar & novel programs entering the clinics, we have witnessed an upsurge in our Research & development costs, which indicates potential upsides in the long term. Our biosimilar Trastuzumab is undergoing a Global Phase I and an India Phase III clinical trial. A number of our other biosimilar & novel programs are set to move to the next phase in the development cycle like our biosimilar Insulin Glargine that is expected to commence its Global Phase III trial shortly.

Commenting on Biocon's operations, Dr. Arun Chandavarkar, COO Biocon Limited, said "We are confident of delivering on the significant opportunities represented by the high value product portfolio within each of our strategic growth drivers. Whilst the near term opportunity continues to be in India and other emerging markets, we are on track with our R&D investments and global clinical programs to take our biosimilars to the developed markets in the next few years. We are also on track to unlock value from some of our late stage novel molecule assets through partnering."

About Biocon

Biocon Limited (BSE code: 532523, NSE Id: BIOCON, ISIN Id: INE376G01013) is India's premier biotechnology company with a strategic focus on biopharmaceuticals and research services. Established in 1978 by Dr. Kiran Mazumdar-Shaw, the Group is an integrated, innovation-driven healthcare enterprise with offerings that traverse the entire drug development value chain. Balancing its novel molecule research pipeline with a diversified product portfolio, Biocon delivers affordable solutions to partners and customers in over 75 countries across the globe. Many of these products have USFDA and EMA acceptance. Stellar products from Biocon's stable include the world's first *Pichia*-based recombinant human insulin, INSUGEN® and insulin glargine, BASALOG® coupled with a state of the art insulin pen device, INSUPen® and India's first indigenously produced monoclonal antibody BioMAB-EGFR®. Please visit www.biocon.com for more details.

Disclaimer

Certain statements in this release concerning our future growth prospects are forward-looking statements, which are subject to a number of risks, uncertainties and assumptions that could cause actual results to differ materially from those contemplated in such forward-looking statements. Important factors that could cause actual results to differ materially from our expectations include, amongst others general economic and business conditions in India, our ability to successfully implement our strategy, our research and development efforts, our growth and expansion plans and technological changes, changes in the value of the Rupee and other currency changes, changes in the Indian and international interest rates, change in laws and regulations that apply to the Indian and global biotechnology and pharmaceuticals industries, increasing competition in and the conditions of the Indian biotechnology and pharmaceuticals industries, changes in political conditions in India and changes in the foreign exchange control regulations in India. Neither our company, our directors, nor any of our affiliates, have any obligation to update or otherwise revise any statements reflecting circumstances arising after this date or to reflect the occurrence of underlying events, even if the underlying assumptions do not come to fruition.



Earnings Call

The company will conduct an hour long call at **03:15 pm IST on October 31, 2012** where the senior management will discuss the company's performance and answer questions from participants. To participate in this conference call, please dial the numbers provided below five to ten minutes ahead of the scheduled start time. The **dial-in number for this call is +91 22 3065 2542/ 6629 5889** (accessible through all mobiles and landline services). Other toll numbers are listed in the conference call invite which is posted on the company website www.biocon.com. The operator will provide instructions on asking questions before the start of the call. A replay of this call will also be available from **October 31, 2012 – November 6, 2012** on the same dial-in numbers provided above. The transcript of the conference call will be posted on the company website.

Contact Information

Investor Relations	Sweta Pachlangiya +91 96865 09372; sweta.pachlangiya@biocon.com
Media Relations	Seema Ahuja +91 9972317792; seema.ahuja@biocon.com Varija Beliappa +91 80 2808 2808; varija.beliappa@biocon.com

Encl: Fact Sheet - Consolidated Income Statement and Balance Sheet (Indian GAAP)

15/19

BIOCON GROUP

FACT SHEET

September-12

H1 FY 2013 vs. H1 FY 2012

Q2 FY 2013 vs. Q2 FY 2012

16 / 19

BIOCON LIMITED (CONSOLIDATED) UNAUDITED			
PROFIT & LOSS STATEMENT			(Rs. Crores)
Particulars	H1 FY 13	H1 FY 12	Variance
<u>INCOME</u>			
Biopharmaceuticals	734	640	15%
Branded formulations - India	178	122	45%
Total Biopharmaceuticals	912	762	20%
Contract research	252	180	40%
Total Sales	1,164	942	24%
Other income	71	59	20%
Total Revenue	1,235	1,001	23%
<u>EXPENDITURE</u>			
Material & Power Costs	570	449	27%
Staff costs	172	137	26%
Research & Development	79	51	54%
Other Expenses	109	83	31%
Manufacturing, staff & other expenses	930	720	29%
PBDIT /EBITDA	305	281	8%
Interest and finance charges	4	7	-36%
Depreciation & Amortisation	88	88	-1%
PBT	213	186	14%
Taxes	43	30	44%
NET PROFIT FOR THE PERIOD	170	156	9%
Minority Interest	1	-	-
NET PROFIT FOR THE PERIOD, AFTER MINORITY	169	156	8%
EPS Rs.	8.5	7.8	
<i>Note: 1. The figures are rounded off to the nearest crores, percentages are based on absolute numbers</i>			
<i>2. Figures of the Comparative period have been regrouped wherever necessary</i>			
<i>Biopharmaceuticals Income includes:</i>			
<i>Licensing development fees</i>	-	51	
<i>Licensing Income</i>	14	-	

17/19

**BIOCON LIMITED (CONSOLIDATED) UNAUDITED
PROFIT & LOSS STATEMENT** (Rs. Crores)

Particulars	Q2 FY 13	Q2 FY 12	Variance
INCOME			
Biopharmaceuticals	372	345	8%
Branded formulations - India	91	65	42%
Total Biopharmaceuticals	463	410	13%
Contract research	129	93	39%
Total Sales	592	503	18%
Other income	50	35	43%
Total Revenue	642	538	19%
EXPENDITURE			
Material & Power Costs	291	237	23%
Staff costs	88	72	22%
Research & Development	43	31	40%
Other Expenses	54	49	9%
Manufacturing, staff & other expenses	476	389	22%
PBDIT /EBITDA	166	149	11%
Interest and finance charges	1	2	-39%
Depreciation & Amortisation	45	42	4%
PBT	120	105	15%
Taxes	30	19	62%
NET PROFIT FOR THE PERIOD	90	86	5%
Minority Interest	-	-	-
NET PROFIT FOR THE PERIOD, AFTER MINORITY	90	86	5%
EPS Rs.	4.5	4.3	
<p>Note: 1. The figures are rounded off to the nearest crores, percentages are based on absolute numbers 2. Figures of the Comparative period have been regrouped wherever necessary</p>			
Biopharmaceuticals Income includes:			
Licensing development fees	-	37	
Licensing Income	-	-	

18/19

**BIOCON LIMITED (CONSOLIDATED) UNAUDITED
BALANCE SHEET**

(Rs. Crores)

	September 30, 2012	March 31, 2012
EQUITY AND LIABILITIES		
Shareholder's Funds		
(a) Share capital	100	100
(b) Reserves and surplus	2,347	2,172
	2,447	2,272
Minority interest	4	4
Non-current liabilities		
(a) Long-term borrowings	125	70
(b) Deferred tax liability (net)	39	-
(c) Other long-term liabilities	450	583
(d) Long-term provisions	4	-
	618	653
Current liabilities		
(a) Short-term borrowings	129	187
(b) Trade payables	311	348
(c) Other current liabilities	364	269
(d) Short-term provisions	68	212
	872	1,016
TOTAL	3,941	3,945
ASSETS		
Non-current assets		
(a) Fixed assets	1,683	1,648
(b) Good will on consolidation	12	12
(c) Non-current investments	78	64
(d) Deferred tax asset (net)	-	8
(e) Long term loans and advances	206	185
(f) Other non-current assets	186	29
	2,165	1,946
Current assets		
(a) Current Investments	406	492
(b) Inventories	405	378
(c) Trade receivables	503	492
(d) Cash and cash equivalents	341	523
(e) Short term loans and advances	82	79
(f) Other current assets	39	35
	1,776	1,999
TOTAL	3,941	3,945

19/19