



STEEL CITY SECURITIES LIMITED

(CIN : L67120AP1995PLC019521)

AN ISO 9001 : 2015 CERTIFIED COMPANY

MEMBER OF NSE, BSE & MSEI

CAPITAL MARKET, EQUITY DERIVATIVES & CURRENCY DERIVATIVES SEGMENTS

SEBI Regd. Nos. INB 230806132, INB 010806132, INB 260806139, INF 230806132
INF 011156438, INF 260806139, INE 230806132, INE 260806132

POINT OF PRESENCE OF NSDL-CRA
DEPOSITORY PARTICIPANT (DP) OF

NSDL & CDSL :

SEBI Permanent Regd. No. IN-DP-231-2016

SCSL/NSE/LIST/2018-19/6

Date: 29th May, 2018

To,
National Stock Exchange of India Limited
Exchange Plaza, Plot No: C1, G Block,
Bandra Kurla Complex,
Bandra (East),
Mumbai – 400051

Symbol: STEELCITY
ISIN: INE395H01011

Dear Sir/ Madam,

Sub: Outcome of the Board Meeting held today i.e., 29th May, 2018

This is to inform you that a meeting of the Board of Directors of the Company was held today i.e., on 29th May, 2018 at the Registered Office of the Company and the following is the outcome of the Board Meeting:

1. Standalone Financial Results of the Company for the half year and year ended 31st March, 2018.
2. Consolidated Financial Results of the Company for the half year and year ended 31st March, 2018.

The Financial Results have been reviewed by the Audit Committee and approved by the Board of Directors at its meeting held today.

3. Auditor's Report on the aforesaid Standalone and Consolidated Financial Results of the Company duly issued by M/s. SARC & Associates, Statutory Auditors of the Company.

4. The Board recommended to declare a Final Dividend of Rs.0.50/- for every Equity Share of Rs.10/- each (i.e., @ 5% of the face value of the Share) for the Financial Year 2017-18 subject to the approval of the Shareholders at the ensuing Annual General Meeting.

5. Declaration for Audit Report with Unmodified Opinion Standalone & Consolidated Financial Results.

The Meeting commenced at 3.00 P. M. and concluded at 5.30 P.M.

You are requested to take note of the same.

Thanking You,

Yours Faithfully,

For Steel City Securities Limited


K. Satyanarayana
Executive Chairman


Satish Kumar Arya
Managing Director



Regd. & Corporate Head Office : 49-52-5/4, SHANTHIPURAM, VISAKHAPATNAM - 530 016.

☎ : 2796984, 2549681, 2563581, 2762585, EPBX : 2549675-79, 2762579-84, 2761803-04, FAX : 0891-2720135 / 2762586
E-mail : ramu.n@steelcitynettrade.com, scsl@steelcitynettrade.com, Website : www.steelcitynettrade.com

SARC & ASSOCIATES

Chartered Accountants

49-28-13, Madhuranagar,
Vizag, Andhra Pradesh,
INDIA, PIN - 530016.
M: +91 98855 76567
T: +91 891 2754 479
Email: chandra@sarcmail.in

Auditor's Report Pursuant to the Regulation 33 of the SEBI (Listing Obligations and Disclosure Requirements) Regulations, 2015

To
Board of Directors
Steel City Securities Limited
49-52-5/4, Shanthipuram,
Visakhapatnam – 530016

1. We have audited the accompanying Year ended standalone financial results of STEEL CITY SECURITIES LIMITED for the half year ended 31st March, 2018 and the yearly standalone financial results for the year ended 31st March, 2018, attached herewith, being submitted by the company pursuant to the requirement of Regulation 33 of the SEBI (Listing Obligations and Disclosure Requirements) Regulations, 2015. These half yearly and yearly standalone financial results have been prepared on the basis of the standalone financial statements, which are the responsibility of the company's management. Our responsibility is to express an opinion on these standalone financial results based on our audit of such financial statements, which have been prepared in accordance with the Accounting Standards notified under Section 133 of the Companies Act, 2013 read with Rule 7 of the Companies (Accounts) Rules, 2014 and other accounting principles generally accepted in India.
2. We conducted our audit in accordance with the auditing standards generally accepted in India. Those standards require that we plan and perform the audit to obtain reasonable assurance about whether the financial results are free from material misstatement(s). An audit includes examining, on a test basis, evidence supporting the amounts disclosed as financial results. An audit also includes assessing the accounting principles used and significant estimates made by management. We believe that our audit provides a reasonable basis for our opinion.
3. In our opinion and to the best of our information and according to the explanations given to us, these half yearly and yearly financial results :
 - (i) are presented in accordance with the requirements of Regulation 33 of the SEBI (Listing Obligations and Disclosure Requirements) Regulations, 2015 in this regard; and
 - (ii) give a true and fair view of the net profit and other financial information for the half year ended 31st March, 2018 and for the year ended 31st March, 2018
4. Further, read with paragraph 1 above, we report that the figures for the half year ended 31st March, 2018 represents the derived figures between the audited figures in respect of the financial year ended March 31, 2018 and the unaudited half yearly figures as on 30th September, 2017

For SARC & ASSOCIATES
Chartered Accountants

FRN:006085N


CHANDRA SEKHAR AKULA
(Partner)

Membership No. :206704



Place: VISAKHAPATNAM

Date: 29.05.2018



STEEL CITY SECURITIES LTD.

STEEL CITY SECURITIES LIMITED

Regd Office: 49-52-5/4, Shanthipuram, Visakhapatnam, A P - 530016
 Email: scsl@steelcitynettrade.com, ramu.n@steelcitynettrade.com, contact No.0891-2563581
 Website: www.steelcitynettrade.com CIN:L67120AP1995PLC019521

Statement of Audited Standalone Financial Results for the Half Year Ended 31st March, 2018

particulars	Rs.in lakhs				
	Six months ended on			Year Ended	Year Ended
	31.03.2018 Audited	30.09.2017 Unaudited	31.03.2017 Audited	on 31.03.2018 Audited	on 31.03.2017 Audited
I Income from Operations	3,501.53	2,663.02	1,859.47	6,164.55	3,413.77
II Other Income	122.07	75.05	59.40	197.12	130.93
III Total Revenue(I+II)	3,623.60	2,738.07	1,918.87	6,361.67	3,544.70
IV Expenditure					
(a) Employee benefits expense	427.49	461.35	394.69	888.84	814.59
(b) Finance Costs	(53.86)	90.01	47.89	36.15	92.37
(c) Depreciation and amortisation expense	46.12	40.16	31.08	86.28	60.49
(d) Other expenses	2,245.11	1,533.45	1,143.06	3,778.56	1,885.48
Total Expenses	2,664.86	2,124.97	1,616.72	4,789.83	2,852.93
V Profit before exceptional and extraordinary items and tax (III-IV)	958.74	613.11	302.16	1,571.84	691.77
VI Exceptional Items	-	-	-	-	-
VII Profit before extraordinary items and tax (V-VI)	958.74	613.11	302.16	1,571.84	691.77
VIII Extraordinary Items	-	-	-	-	-
IX Profit before tax(VII-VIII)	958.74	613.11	302.16	1,571.84	691.77
X Tax Expense					
(a) Current Tax	299.43	162.94	127.17	462.37	251.94
(b) Deferred Tax	(4.31)	5.92	(25.00)	1.61	(25.50)
XI Profit/(Loss) for the period from continuing operations(IX-X)	663.62	444.26	199.99	1,107.86	465.33
XII Profit/(Loss) from discontinuing operations	-	-	-	-	-
XIII Tax Expense on discontinuing operations	-	-	-	-	-
XIV Profit/(Loss) from discontinuing operations (after tax) (XII-XIII)	-	-	-	-	-
XV Profit/(Loss) for the period (XI+XIV)	663.62	444.26	199.99	1,107.86	465.33
XVI Earnings per share					
(a) basic (not annualised)	4.39	2.94	1.50	7.33	3.63
(b) Diluted (not annualised)	4.39	2.94	1.50	7.33	3.63
Earnings per share (After					
(a) basic (not annualised)	4.39	2.94	1.50	7.33	3.63
(b) Diluted (not annualised)	4.39	2.94	1.50	7.33	3.63
XVII paid-up equity share capital (face value of share is Rs.10/-)	1,510.71	1,510.71	1,510.71	1,510.71	1,510.71
XVIII Reserves excluding Revaluation Reserve as per balance sheet of previous accounting year	5,333.35	5,120.90	4,676.64	5,333.35	4,676.64

Notes:

- The Above Audited Financial Results were reviewed by the Audit Committee and have been approved by the Board of Directors in their meeting held on May 29, 2018
- Figures have been re-grouped or re-classified, wherever necessary.
- Figures of last half year ended 31st March, 2018 are the balancing figures between the audited figures of the year ended 31st March, 2018 and unaudited half year ended on 30th September, 2017
- The Board of Directors of the Company have recommended dividend of Rs.0.50 (5%) per equity share of Rs.10/- each subject to approval by the members of the Company in the ensuing Annual General Meeting (AGM).



For STEEL CITY SECURITIES LIMITED

652
Executive Chairman


For STEEL CITY SECURITIES LIMITED

Managing Director



Audited Standalone Statement of Assets and Liabilities for the half year ended 31st March, 2018

Particulars	Rs. In lakhs	
	31/03/2018 Audited	31/03/2017 Audited
A EQUITY AND LIABILITIES		
1 Shareholders' Funds		
a Share Capital	1,510.71	1,510.71
b Reserves and Surplus	5,333.35	4,676.64
c Money received against share warrant	-	-
Sub-total shareholders' funds	6,844.06	6,187.35
2 Share Application money pending allotment	-	-
3 Non-Current Liabilities		
a Long-term borrowings	3.12	4.08
b Deferred Tax Liabilities(net)	-	-
c Other Long-term liabilities	-	-
d Long-term provisions	-	-
Sub-total Non-current liabilities	3.12	4.08
4 Current Liabilities		
a Short-term borrowings	-	-
b Trade Payables	2,612.72	2,367.31
c Other Current liabilities	2,440.11	1,010.01
d Short-term provisions	526.53	445.94
Sub-total Current liabilities	5,579.36	3,823.26
TOTAL - EQUITY AND LIABILITIES	12,426.54	10,014.70
B ASSETS		
1 Non-current Assets		
a Fixed Assets		
i) Tangible Assets	416.50	386.93
ii) Intangible Assets	33.42	18.10
b Non-current Investments	455.24	455.24
c Deferred Tax Asset(net)	17.09	18.70
d Long-term loans and advances	1,020.75	413.25
e Other non-current assets	769.25	613.50
Sub-total Non-current assets	2,712.26	1,905.71
2 Current Assets		
a Current Investments	-	-
b Trade Receivables	5,200.70	5,263.17
c Cash and Cash Equivalents	4,247.99	2,696.71
d Short-term loans and advances	145.80	102.30
e Other Current assets	119.79	46.80
Sub-total Current assets	9,714.28	8,108.98
TOTAL - ASSETS	12,426.54	10,014.70



For STEEL CITY SECURITIES LIMITED

6/5/2
Executive Chairman

For STEEL CITY SECURITIES LIMITED

Managing Director



Audited Standalone Segment wise Revenue, Results, Assets and Liabilities for the Year ended 31st March, 2018

Rs. In Lakhs

Sl No.	Particulars	Six months ended on			Year ended	Year ended
		31.03.2018	30.09.2017	31.03.2017	31.03.2018	31.03.2017
		Audited	Unaudited	Audited	Audited	Audited
1	Segment Revenue					
	(a) Stock Broking & DP Operations	1,562.79	1,369.33	1,859.47	2,932.12	3,413.77
	(b) E-Governance Operations	1,938.74	1,293.69	-	3,232.43	-
	Total	3,501.53	2,663.02	1,859.47	6,164.55	3,413.77
	Less: Inter Segment Revenue	-	-	-	-	-
	Total Income from Operations	3,501.53	2,663.02	1,859.47	6,164.55	3,413.77
2	Segment Results(Profit/(Loss) before tax and finance cost from each segment					
	(a) Stock Broking & DP Operations	506.43	347.62	350.04	854.05	705.31
	(b) E-Governance Operations	398.44	355.50	-	753.94	-
	Total	904.87	703.12	350.04	1,607.99	705.31
	Less: (i) Finance Cost (ii) Other unallocable expenditure net off unallocable Income	(53.86)	90.01	47.89	36.15	133.39
	Total Profit Before Tax	958.73	613.11	302.15	1,571.84	571.92
3	Segment Assets					
	(a) Stock Broking & DP Operations	9,746.86	9,360.41	10,014.70	9,746.86	10,014.70
	(b) E-Governance Operations	2,679.68	1,665.31	-	2,679.68	-
	Total Assets	12,426.54	11,025.71	10,014.70	12,426.54	10,014.70
4	Segment Liabilities					
	(a) Stock Broking & DP Operations	3,564.25	2,939.97	3,827.34	3,564.25	3,827.34
	(b) E-Governance Operations	2,018.23	1,454.13	-	2,018.23	-
	Total Liabilities	5,582.49	4,394.11	3,827.34	5,582.49	3,827.34



For STEEL CITY SECURITIES LIMITED

6/5
Executive Chairman

For STEEL CITY SECURITIES LIMITED


Managing Director

Auditor's Report Pursuant to the Regulation 33 of the SEBI (Listing Obligations and Disclosure Requirements) Regulations, 2015

To
Board of Directors
Steel City Securities Limited
49-52-5/4, Shanthipuram,
Visakhapatnam – 530016

- 1 We have audited the accompanying Year ended Consolidated financial results of STEEL CITY SECURITIES LIMITED ("the Company") for the half year ended 31st March, 2018 and the yearly Consolidated financial results for the year ended 31st March, 2018, attached herewith, being submitted by the company pursuant to the requirement of Regulation 33 of the SEBI (Listing Obligations and Disclosure Requirements) Regulations, 2015. These half yearly and yearly Consolidated financial results have been prepared on the basis of the Consolidated financial statements, which are the responsibility of the company's management. Our responsibility is to express an opinion on these Consolidated financial results based on our audit of such financial statements, which have been prepared in accordance with the Accounting Standards notified under Section 133 of the Companies Act, 2013 read with Rule 7 of the Companies (Accounts) Rules, 2014 and other accounting principles generally accepted in India.
2. We conducted our audit in accordance with the auditing standards generally accepted in India. Those standards require that we plan and perform the audit to obtain reasonable assurance about whether the Consolidated financial results are free from material misstatement(s). An audit includes examining, on a test basis, evidence supporting the amounts disclosed as Consolidated financial results. An audit also includes assessing the accounting principles used and significant estimates made by management. We believe that our audit provides a reasonable basis for our opinion.
3. In our opinion and to the best of our information and according to the explanations given to us, these half yearly and yearly Consolidated financial results :
 - (i) are presented in accordance with the requirements of Regulation 33 of the SEBI (Listing Obligations and Disclosure Requirements) Regulations, 2015 in this regard; and
 - (ii) give a true and fair view of the net profit and other financial information for the half year ended 31st March, 2018 and for the year ended 31st March, 2018
4. Further, read with paragraph 1 above, we report that the figures for the half year ended 31st March, 2018 represents the derived figures between the audited figures in respect of the financial year ended March 31, 2018 and the unaudited half yearly figures as on 30th September, 2017

For SARC & ASSOCIATES
Chartered Accountants
FRN:006085N


CHANDRA SEKHAR AKULA
(Partner)
Membership No.:206704



Place: VISAKHAPATNAM
Date: 29.05.2018



STEEL CITY SECURITIES LTD.

STEEL CITY SECURITIES LIMITED

Regd Office: 49-52-5/4, Shanthipuram, Visakhapatnam, A P - 530016

Email: scsl@steelcitynettrade.com, ramu.n@steelcitynettrade.com, contact No.0891-2563581

Website: www.steelcitynettrade.com CIN:L67120AP1995PLC019521

Statement of Audited Consolidated Financial Results for the Half Year Ended 31st March, 2018

Rs.in lakhs

particulars	Six months ended on			Year Ended	Year Ended
	31.03.2018 Audited	30.09.2017 Unaudited	31.03.2017 Audited	on 31.03.2018 Audited	on 31.03.2017 Audited
I Income from Operations	3,564.38	2,732.43	1,948.11	6,296.81	3,625.47
II Other Income	203.05	114.00	105.46	317.05	210.88
III Total Revenue(I+II)	3,767.43	2,846.42	2,053.57	6,613.86	3,836.35
IV Expenditure					
(a) Employee benefits expense	461.83	501.22	434.86	963.05	894.10
(b) Finance Costs	(51.27)	91.86	49.54	40.59	95.41
Depreciation and amortisation					
(c) expense	47.68	41.88	32.71	89.56	64.11
(d) Other expenses	2,322.97	1,591.91	1,209.24	3,914.88	2,028.73
Total Expenses	2,781.20	2,226.87	1,726.35	5,008.07	3,082.35
V Profit before exceptional and extraordinary items and tax (III-IV)	986.23	619.55	327.21	1,605.78	754.00
VI Exceptional Items	-	-	-	-	-
VII Profit before extraordinary items and tax (V-VI)	986.23	619.55	327.21	1,605.79	754.00
VIII Extraordinary Items	-	-	-	-	-
IX Profit before tax(VII-VIII)	986.23	619.55	327.21	1,605.79	754.00
X Tax Expense					
(a) Current Tax	309.07	166.34	133.56	475.41	276.00
(b) Deferred Tax	(4.35)	5.82	(25.27)	1.47	(26.05)
XI Profit/(Loss) for the period from continuing operations(IX-X)	681.51	447.39	218.92	1,128.91	504.05
XII Profit/(Loss) from discontinuing operations	-	-	-	-	-
XIII Tax Expense on discontinuing operations	-	-	-	-	-
XIV Profit/(Loss) from discontinuing operations (after tax) (XII-XIII)	-	-	-	-	-
XV Profit/(Loss) for the period (XI+XIV)	681.51	447.39	218.92	1,128.91	504.05
XVI Share of Profit/(Loss) of Associates	9.74	5.51	5.39	15.25	7.20
XVII Transfer to Minority Interest	6.46	0.96	0.92	7.42	9.42
XVIII Consolidated Net Profit/(Loss) for the period (XV+XVI-XVII)	684.79	451.94	223.39	1,136.74	501.83
XIX Earnings per share					
(a) basic (not annualised)	4.53	2.99	1.68	7.52	3.91
(b) Diluted (not annualised)	4.53	2.99	1.68	7.52	3.91
Earnings per share (After Extraordinary Items)					
(a) basic (not annualised)	4.53	2.99	1.68	7.52	3.91
(b) Diluted (not annualised)	4.53	2.99	1.68	7.52	3.91
XX paid-up equity share capital (face value of)	1,510.71	1,510.71	1,510.71	1,510.71	1,510.71
XXI Reserves excluding Revaluation Reserve	6,422.96	6,196.67	5,740.21	6,422.96	5,740.21

Notes:

- The Above Audited Financial Results were reviewed by the Audit Committee and have been approved by the Board of Directors in their meeting held on May 29, 2018
- Figures have been re-grouped or re-classified, wherever necessary.
- Figures of last half year ended 31st March, 2018 are the balancing figures between the audited figures of the year ended 31st March, 2018 and unaudited half year ended on 30th September, 2017
- The Board of Directors of the Company have recommended dividend of Rs.0.50 (5%) per equity share of Rs.10/- each subject to approval by the members of the Company in the ensuing Annual General Meeting (AGM).




For STEEL CITY SECURITIES LIMITED
G. H. S.
Executive Chairman

For STEEL CITY SECURITIES LIMITED
Managing Director

**Audited Consolidated Statement of Assets and Liabilities for theyear ended 31st March, 2018**

Particulars	Rs. In lakhs	
	31/03/2018 Audited	31/03/2017 Audited
A EQUITY AND LIABILITIES		
1 Shareholders' Funds		
a Share Capital	1,510.71	1,510.71
b Reserves and Surplus	6,422.96	5,740.21
c Money received against share warrant	-	-
Sub-total shareholders' funds	7,933.67	7,250.92
2 Share Application money pending allotment	-	-
3 Minority Interest	229.34	226.44
4 Non-Current Liabilities		
a Long-term borrowings	3.12	4.08
b Deferred Tax Liabilities(net)	-	-
c Other Long-term liabilities	-	-
d Long-term provisions	-	-
Sub-total Non-current liabilities	3.12	4.08
5 Current Liabilities		
a Short-term borrowings	-	-
b Trade Payables	2,912.46	2,654.87
c Other Current liabilities	2,488.69	1,072.19
d Short-term provisions	546.17	471.79
Sub-total Current liabilities	5,947.32	4,198.85
TOTAL - EQUITY AND LIABILITIES	14,113.45	11,680.29
B ASSETS		
1 Non-current Assets		
a Fixed Assets		
i) Tangible Assets	435.94	409.61
ii) Intangible Assets	33.42	18.13
b Non-current Investments	414.83	374.62
c Deferred Tax Asset(net)	15.97	17.43
d Long-term loans and advances	1,131.41	523.77
e Other non-current assets	779.52	638.87
f Goodwill on consolidation	242.34	242.34
Sub-total Non-current assets	3,053.42	2,224.77
2 Current Assets		
a Current Investments	83.33	-
b Trade Receivables	5,302.44	5,373.85
c Cash and Cash Equivalents	5,046.57	3,896.09
d Short-term loans and advances	490.77	102.77
e Other Current assets	136.93	82.81
Sub-total Current assets	11,060.03	9,455.52
TOTAL - ASSETS	14,113.45	11,680.29



For STEEL CITY SECURITIES LIMITED

For STEEL CITY SECURITIES LIMITED


Executive Chairman

Managing Director



Audited Consolidated Segment wise Revenue, Results, Assets and Liabilities for the Year ended 31st March, 2018

Sl No.	Particulars	Six months ended on			Year ended	Year ended
		31.03.2018	30.09.2017	31.03.2017	31.03.2018	31.03.2017
		Audited	Unaudited	Audited	Audited	Audited
1	Segment Revenue					
	(a) Stock and Commodity Broking & Dp Operations	1,942.69	1,438.74	1,948.11	3,381.43	3,625.47
	(b) E-Governance Operations	1,938.74	1,293.69	-	3,232.43	-
	Total	3,881.43	2,732.43	1,948.11	6,613.86	3,625.47
	Less: Inter Segment Revenue	-	-	-	-	-
	Total Income from Operations	3,881.43	2,732.43	1,948.11	6,613.86	3,625.47
2	Segment Results(Profit/Loss) before tax and finance cost from each segment					
	(a) Stock and Commodity Broking & Dp Operations	536.51	355.92	376.75	892.43	849.41
	(b) E-Governance Operations	398.44	355.50	-	753.94	-
	Total	934.95	711.42	376.75	1,646.37	849.41
	Less: (i) Finance Cost	(51.27)	91.86	49.54	40.59	95.41
	(ii) Other unallocable expenditure net off unallocable Income	-	-	-	-	-
	Total Profit Before Tax	986.23	619.55	327.21	1,605.78	753.99
3	Segment Assets					
	(a) Stock and Commodity Broking & Dp Operations	11,433.77	11,606.39	11,680.29	11,433.77	11,680.29
	(b) E-Governance Operations	2,679.68	1,665.31	-	2,679.68	-
	Total Assets	14,113.45	13,271.70	11,680.29	14,113.45	11,680.29
4	Segment Liabilities					
	(a) Stock and Commodity Broking & Dp Operations	3,932.21	4,110.18	4,202.92	3,932.21	4,202.92
	(b) E-Governance Operations	2,018.23	1,454.13	-	2,018.23	-
	Total Liabilities	5,950.44	5,564.31	4,202.92	5,950.44	4,202.92



For STEEL CITY SECURITIES LIMITED
6/5/18
Executive Chairman



For STEEL CITY SECURITIES LIMITED
Managing Director



STEEL CITY SECURITIES LIMITED

(CIN : L67120AP1995PLC019521)

AN ISO 9001 : 2015 CERTIFIED COMPANY

MEMBER OF NSE, BSE & MSEI

POINT OF PRESENCE OF NSDL-CRA
DEPOSITORY PARTICIPANT (DP) OF
NSDL & CDSL :

CAPITAL MARKET, EQUITY DERIVATIVES & CURRENCY DERIVATIVES SEGMENTS

SEBI Regd. Nos. INB 230806132, INB 010806132, INB 260806139, INF 230806132

INF 011156438, INF 260806139, INE 230806132, INE 260806132

SCSL/NSE/LIST/2018-19/7

SEBI Permanent Regd. No. IN-DP-231-2016

To,
National Stock Exchange Of India Limited,
Listing department,
Exchange Plaza,
Bandra Kurla Complex,
Bandra (E),
Mumbai – 400051.

Dear sir,

Subject: Declaration Pursuant to Regulation 33(3)(d) of the SEBI (Listing Obligations and Disclosure Requirements) Regulations, 2015,
Ref – STEEL CITY SECURITIES LIMITED [Symbol: STEELCITY]

In Compliance with Regulation 33(3)(d) of the SEBI (Listing Obligations and Disclosure Requirements) Regulations, 2015, as amended by the Securities and Exchange Board of India (Listing Obligations and Disclosure Requirements) (Amendment) Regulations, 2016, vide notification no. SEBI/LAD-NRO/GN/2016-17/001 dated May 25, 2016 and clause 4.1 of Circular no. CIR/CFD/CMD/56/2016 Dated May 27, 2016, we hereby state that the Statutory Auditors of the Company M/s. SARC & Associates, Chartered Accountants (FRN: 006085N), have issued an Audit Report with unmodified opinion on the Audited Financial Results of the Company for the half year and year ended March 31, 2018.

You are requested to take note of the same.

Thanking You,

Yours Faithfully,

For Steel City Securities Limited

K. Satyanarayana

Satish Kumar Arya

Executive Chairman Managing Director

Place: Visakhapatnam

Date: 29.05.2018



Regd. & Corporate Head Office : 49-52-5/4, SHANTHIPURAM, VISAKHAPATNAM - 530 016.

☎ : 2796984, 2549681, 2563581, 2762585, EPBX : 2549675-79, 2762579-84, 2761803-04, FAX : 0891-2720135 / 2762586

E-mail : ramu.n@steelcitynettrade.com, scsl@steelcitynettrade.com, Website : www.steelcitynettrade.com