



'A part of your daily life'

UFLEX LIMITED

Division/Office: CORPORATE - SECRETARIAL

Corporate Office: A-107-108, Sector-IV, Distt. Gautam Budh Nagar, NOIDA - 201301, (U.P.), India

Tel.: +91-120-4012345/2522558 Fax: +91-120-2442903

Website: www.uflexltd.com E-mail ID: flexsec@vsnl.net

UFL/SEC/2018/

August 10, 2018

The National Stock Exchange of India Limited
Exchange Plaza
5th Floor, Plot No.C/I
G-Block
Bandra-Kurla Complex
Bandra (E)
Mumbai – 400051

The BSE Limited
Corporate Relationships Department
1st Floor, New Trading Ring
Rotunda Building, P J Towers
Dalal Street
Fort
Mumbai – 400 001

Scrip Code : UFLEX

Scrip Code : 500148

Subject : Outcome of the Board Meeting

Dear Sir,

We wish to inform you that the Board of Directors of the Company at its meeting held on **10th August, 2018** *inter-alia* approved the following:

Unaudited Financial Results (Standalone & Consolidated) of the Company for the First Quarter ended 30th June, 2018 along with Limited Review Report thereon furnished by the Statutory Auditors of the Company, as per Regulation 33 of the SEBI (Listing Obligations and Disclosure Requirements) Regulations, 2015. The said Results were also reviewed by the Audit Committee. The copies of the Unaudited Financial Results (Standalone & Consolidated) for the quarter ended 30th June, 2018 along with the Limited Review Report thereon are attached herewith.

Kindly also note that the Board Meeting was commenced at 5:00 P.M. and closed at 6:10 P.M.

This is for your information and record.

Thanking you,

Yours faithfully,
For UFLEX LIMITED


(Ajay Krishna)
Sr. Vice President (Legal) &
Company Secretary

Encl: As above



UFLEX LIMITED

CIN : L74899DL1988PLC032166

CONSOLIDATED

UNAUDITED FINANCIAL RESULTS
FOR THE QUARTER ENDED 30.06.2018

Particulars	(Rs. in lacs)			
	Quarter Ended 30.06.2018 (Unaudited)	Quarter Ended 31.03.2018 (Audited)	Quarter Ended 30.06.2017 (Unaudited)	Year Ended 31.03.2018 (Audited)
1. Income				
(a) Sales / Income from operations	187213	176190	168929	665868
(b) Other Operating income	3272	4961	2398	13967
(c) Revenue from operations (a+b)	190485	181151	171327	679835
(d) Other income	611	498	383	1998
(e) Share of profit / (Loss) of associate	136	83	82	321
Total income [c+d+e]	191232	181732	171792	682154
2. Expenditure				
(a) Cost of Materials consumed	116656	106525	97370	400929
(b) Purchase of Stock-in-trade	1172	285	2474	4804
(c) Change in inventories of finished goods,work-in-progress and stock-in-trade	(2578)	5975	(4462)	(2140)
(d) Excise Duty & Service Tax	-	(8)	9071	9119
(e) Power & fuel	8992	7853	7709	31189
(f) Employee benefits expense	16071	14133	15190	58880
(g) Finance costs	5340	5126	4519	19709
(h) Depreciation and amortisation expense	9207	9260	8332	35159
(i) Other expenses	25403	24042	20788	89114
Total expenses	180263	173191	160991	646763
3. Profit / (Loss) befor Exceptional items (1-2)	10969	8541	10801	35391
4. Exceptional items	-	-	-	-
5. Profit / (Loss) before tax (3+4)	10969	8541	10801	35391
6. Tax expense	1533	1392	1418	4170
7. Net profit / (Loss) after tax (5-6)	9436	7149	9383	31221
8. Non - Controlling interest	27	36	78	173
9. Net Profit / (Loss) after Non - Controlling interest (7-8)	9409	7113	9305	31,048
10. Other Comprehensive income, net of income tax				
A. Items that will not be reclassified to profit or loss	(95)	(744)	145	563
B. Items that will be reclassified to profit or loss	2606	5710	2535	6336
Other Comprehensive income, net of income tax	2511	4966	2680	6899
11. Total Comprehensive income for the period (9+10)	11920	12079	11985	37947
12. Paid-up equity share capital (FV Rs 10/-)	7221	7221	7221	7221
13. Other Equity, excluding Revaluation Reserve and Non - Controlling interest				390250
14. EPS (in Rs.) (not annualised)				
Basic	13.03	9.85	12.89	43.00
Diluted	13.03	9.85	12.89	43.00





UFLEX LIMITED

CIN : L74899DL1988PLC032166

STANDALONE

**UNAUDITED FINANCIAL RESULTS
FOR THE QUARTER ENDED 30.06.2018**

Particulars	(Rs. in lacs)			
	Quarter Ended 30.06.2018 (Unaudited)	Quarter Ended 31.03.2018 (Audited)	Quarter Ended 30.06.2017 (Unaudited)	Year Ended 31.03.2018 (Audited)
1. Income				
(a) Sales / Income from operations	99830	94677	99796	376497
(b) Other Operating income	2385	4017	1993	11186
(c) Revenue from operations (a+b)	102215	98694	101789	387683
(d) Other Income	602	229	555	1635
Total income [c+d]	102817	98923	102344	389318
2. Expenses				
(a) Cost of Materials consumed	65690	61214	57403	234833
(b) Purchase of Stock-in-trade	1172	(62)	1120	1810
(c) Change in inventories of finished goods,work-in-progress and stock-in-trade	(1828)	1005	(2220)	(1575)
(d) Excise Duty & Service Tax	-	(12)	9008	9052
(e) Power & fuel	4878	4063	4389	16642
(f) Employee benefits expense	10512	9389	9536	38063
(g) Finance costs	4131	4004	3107	14422
(h) Depreciation and amortisation expense	5860	5991	5072	22128
(i) Other expenses	10521	12196	10289	42878
Total expenses	100936	97788	97704	378253
3. Profit / (Loss) before Exceptional items (1-2)	1881	1135	4640	11065
4. Exceptional items	-	-	-	-
5. Profit / (Loss) before tax (3+4)	1881	1135	4640	11065
6. Tax expense	401	(2)	408	973
7. Net profit / (Loss) after tax (5-6)	1480	1137	4232	10092
8. Other Comprehensive income, net of income tax				
A. Items that will not be reclassified to profit or loss	(95)	(733)	145	574
B. Items that will be reclassified to profit or loss	-	-	-	-
Other Comprehensive income, net of income tax	(95)	(733)	145	574
9. Total Comprehensive income for the period (7+8)	1385	404	4377	10666
10. Paid-up equity share capital (FV Rs 10/-)	7221	7221	7221	7221
11. Other Equity, excluding Revaluation Reserve				204582
12. EPS (in Rs.) (not annualised)				
Basic	2.05	1.57	5.86	13.98
Diluted	2.05	1.57	5.86	13.98





'A part of your daily life'

UFLEX LIMITED

(Rs. in lacs)

1. Segment Reporting

UNAUDITED CONSOLIDATED SEGMENT-WISE REVENUE, RESULTS & CAPITAL EMPLOYED
FOR THE QUARTER ENDED 30.06.2018

Particulars	Quarter Ended 30.06.2018 (Unaudited)	Quarter Ended 31.03.2018 (Audited)	Quarter Ended 30.06.2017 (Unaudited)	Year Ended 31.03.2018 (Audited)
1. Segment Revenue				
(a) Flexible Packaging Activities	181750	170794	162775	645472
(b) Engineering Activities	10541	13548	9662	41867
(c) Others (Unallocable)	10	(430)	381	64
Total	192301	183912	172818	687403
Less : Inter Segment Revenue	1816	2761	1491	7568
Sales / Income from operations	190485	181151	171327	679835
2. Segment Results : Profit (+) / Loss (-) before tax & interest from Segment				
(a) Flexible Packaging Activities	17763	19597	16466	63625
(b) Engineering Activities	1985	2073	1351	7079
(c) Others (Unallocable)	(4186)	(8584)	(2962)	(17923)
Total	15562	13086	14855	52781
Less : (i) Interest	5340	5126	4519	19709
Add: (ii) Other unallocable Income net off unallocable expenditure	747	581	465	2319
Total Profit before tax	10969	8541	10801	35391
3. Segment Assets				
(a) Flexible Packaging Activities	655764	634938	598830	634938
(b) Engineering Activities	45691	50973	47724	50973
(c) Others (Unallocable)	83258	82909	86691	82909
Total	784713	768820	733245	768820
4. Segment Liabilities				
(a) Flexible Packaging Activities	204054	203530	201719	203530
(b) Engineering Activities	43708	39496	35297	39496
(c) Others (Unallocable)	127043	127833	121184	127833
Total	374805	370859	358200	370859
5. Segment Capital Employed (Segment assets - segment liabilities)				
(a) Flexible Packaging Activities	451710	431408	397111	431408
(b) Engineering Activities	1983	11477	12427	11477
(c) Others (Unallocable)	(43785)	(44924)	(34493)	(44924)
Total	409908	397961	375045	397961



[Handwritten signature]




UFLEX LIMITED

(Rs. in lacs)

UNAUDITED STANDALONE SEGMENT-WISE REVENUE, RESULTS & CAPITAL EMPLOYED FOR THE QUARTER ENDED 30.06.2018

Particulars	Quarter Ended 30.06.2018 (Unaudited)	Quarter Ended 31.03.2018 (Audited)	Quarter Ended 30.06.2017 (Unaudited)	Year Ended 31.03.2018 (Audited)
1. Segment Revenue				
(a) Flexible Packaging Activities	93480	88329	95182	356752
(b) Engineering Activities	10541	13547	8037	38746
(c) Others (Unallocable)	<u>10</u>	<u>(421)</u>	<u>61</u>	<u>(247)</u>
Total	<u>104031</u>	<u>101455</u>	<u>103280</u>	<u>395251</u>
Less : Inter Segment Revenue	1816	2761	1491	7568
Sales / Income from operations	<u>102215</u>	<u>98694</u>	<u>101789</u>	<u>387683</u>
2. Segment Results : Profit (+) / Loss (-) before tax & interest from Segment				
(a) Flexible Packaging Activities	7580	11374	9032	34903
(b) Engineering Activities	1985	2077	1276	6913
(c) Others (Unallocable)	<u>(4155)</u>	<u>(8541)</u>	<u>(3116)</u>	<u>(17964)</u>
Total	<u>5410</u>	<u>4910</u>	<u>7192</u>	<u>23852</u>
Less : (i) Interest	4131	4004	3107	14422
Add: (ii) Other unallocable Income net off unallocable expenditure	602	229	555	1635
Total Profit before tax	<u>1881</u>	<u>1135</u>	<u>4640</u>	<u>11065</u>
3. Segment Assets				
(a) Flexible Packaging Activities	341377	341731	323980	341731
(b) Engineering Activities	45691	46333	42749	46333
(c) Others (Unallocable)	<u>54861</u>	<u>54703</u>	<u>58405</u>	<u>54703</u>
Total	<u>441929</u>	<u>442767</u>	<u>425134</u>	<u>442767</u>
4. Segment Liabilities				
(a) Flexible Packaging Activities	63138	68945	66341	68945
(b) Engineering Activities	43708	39307	34647	39307
(c) Others (Unallocable)	<u>121894</u>	<u>122712</u>	<u>115589</u>	<u>122712</u>
Total	<u>228740</u>	<u>230964</u>	<u>216577</u>	<u>230964</u>
5. Segment Capital Employed (Segment assets - segment liabilities)				
(a) Flexible Packaging Activities	278239	272786	257639	272786
(b) Engineering Activities	1983	7026	8102	7026
(c) Others (Unallocable)	<u>(67033)</u>	<u>(68009)</u>	<u>(57184)</u>	<u>(68009)</u>
Total	<u>213189</u>	<u>211803</u>	<u>208557</u>	<u>211803</u>






UFLEX LIMITED

CIN : L74899DL1988PLC032166

2. Consolidated financial results includes the results of its associate concerns and subsidiaries.
3. Figures have been regrouped / re-arranged wherever considered necessary.
4. The above results have been reviewed by the Audit Committee and approved by the Board of Directors of the Company at their meeting held on 10th August,2018.
5. Limited Review of the Standalone & Consolidated Financial Results for the quarter ended 30th June,2018 has been carried out by the Statutory Auditors of the Company.
6. Effective 1st July 2017, on implementation of GST, figures of revenues are reported exclusive of GST recoveries, in accordance the provisions of IND AS and are therefore not comparable with the figures of revenue for earlier periods which are reported inclusive of Excise Duty / Service Tax Recoveries.

Place : Noida
Date : 10th August'2018

Page (5)

For Uflex Limited

Ashok Chaturvedi
(Chairman & Managing Director)
DIN-00023452



INDEPENDENT AUDITOR'S REVIEW REPORT

TO THE BOARD OF DIRECTORS OF UFLEX LIMITED.

We have reviewed the accompanying Statement of Unaudited Consolidated Financial Results of UFLEX LIMITED ("the Holding Company") and its subsidiaries (the Holding Company and its subsidiaries together referred to as "The Group") and its associate for the quarter ended 30th June, 2018 ("the Statement"), being submitted by the Holding Company, pursuant to the requirement of Regulation 33 of the SEBI (Listing Obligations and Disclosures Requirements) Regulations, 2015, read with Circular No. CIR/CFD/FAC/62/2016 dated 5th July, 2016. This statement is the responsibility of the Holding Company's Management ("the Management") and has been approved by its Board of Directors. Our responsibility is to issue a report on the Statement based on our review.

We conducted our review of the Statement in accordance with the Standard on Review Engagement (SRE) 2410, "Review of Interim Financial information performed by the Independent Auditor of the Entity", issued by the Institute of Chartered Accountants of India. This Standard requires that we plan and perform the review to obtain moderate assurance as to whether the Financial Statements are free of material misstatement. A review is limited primarily to inquiries of Holding Company personnel and analytical procedures applied to financial data and thus provide less assurance than an audit. We have not performed an audit and accordingly, we do not express an audit opinion.

The Statement includes the results of the following entities:

Subsidiaries: Flex Middle East FZE, Uflex Europe Ltd., Uflex Packaging Inc., UPET Holdings Ltd., UTech Developers Ltd., USC Holograms (P) Ltd., Flex Films Europa Sp. Z o.o., Flex P. Films (Egypt) S.A.E., UPET (Singapore) PTE. Ltd., Flex Americas S.A. De C.V., SD Buildwell (P) Ltd., Flex Films (USA) Inc., Digicyl Pte. Ltd (Singapore) (not yet commenced any activity) and Flex Films Africa (P) Limited (w.e.f. 11th May, 2018, but has not yet commenced any activity).

Associate: Flex Foods Ltd.

We did not review the interim financial results of subsidiaries included in the Statement, whose interim financial results reflect total revenues of Rs.110427 Lacs and total net profit after tax of Rs.7818 Lacs for the quarter ended 30th June, 2018, based on their financial results, as certified by the Management.

The Statements includes the interim financial results of associate with the Group's share of profit after tax of Rs.136 Lacs, for the quarter ended 30th June, 2018, based on its interim financial results, as certified by the Management.



KAAP & Associates

Chartered Accountants

Regd. Off.:

89, Lower Ground Floor,
Gujrat Vihar, Delhi-110092

Tel.: +91-11-43049941

Email: info@kaap.in

Website: www.kaap.in

Based on our review conducted as stated above, and based on the financial statements/information's/ results stated above, nothing has come to our attention that causes us to believe that the accompanying statement, prepared in accordance with the applicable Indian Accounting Standards prescribed under Section 133 of Companies Act, 2013, read with rules issued thereunder and other accounting practices and policies generally accepted in India has not disclosed the information required to be disclosed in terms of Regulation 33 of the SEBI (Listing Obligations and Disclosure Requirements) Regulations, 2015, read with Circular No. CIR/CFD/FAC/62/2016 dated 5th July, 2016, including the manner in which it is to be disclosed, or that it contains any material misstatement.

For KAAP & ASSOCIATES
Chartered Accountants
Firm Regn. No. : 019416N




[CA. DEEPAK SEHGAL]
Partner
Membership No.: 085391

Place: NOIDA
Dated: 10.08.2018

UFLEX LIMITEDENCLOSURES TO INDEPENDENT AUDITOR'S REVIEW REPORT DATED 10th AUGUST, 2018STATEMENT OF UNAUDITED CONSOLIDATED FINANCIAL RESULTS FOR THE QUARTER ENDED 30th JUNE, 2018

		(Rs. in Lacs)
S.NO.	PARTICULARS	Quarter Ended 30.06.2018
1.	Income	
	(a) Sales / Income from Operations	187213
	(b) Other Operating income	<u>3272</u>
	(c) Revenue from operations [(a)+(b)]	190485
	(d) Other Income	611
	(e) Share in profit / (Loss) of the associate	136
	Total Income [(c)+(d)+(e)]	<u>191232</u>
2.	Expenses	
	(a) Cost of Materials consumed	116656
	(b) Purchase of Stock-in-trade	1172
	(c) Change in inventories of finished goods, work-in-progress and stock-in-trade	(2578)
	(d) Excise Duty & Service Tax	-
	(e) Power & fuel	8992
	(f) Employee Benefits Expenses	16071
	(g) Finance Costs	5340
	(h) Depreciation and Amortization Expenses	9207
	(i) Other Expenses	<u>25403</u>
	Total Expenses [(a) to (i)]	<u>180263</u>
3.	Profit / (Loss) before Exceptional items (1-2)	10969
4.	Exceptional items	-
5.	Profit / (Loss) before tax (3+4)	10969
6.	Tax expense	1,533
7.	Net Profit / (Loss) after tax (5-6)	9436
8.	Non-Controlling Interest	27
9.	Net Profit / (Loss) after Non-Controlling Interest (7-8)	9409
10.	Other Comprehensive income, net of income tax (all attributable to the owners)	
	A. Items that will not be reclassified to profit & loss	(95)
	B. Items that will be reclassified to profit & loss	2606
	Other Comprehensive income, net of income tax	2511
11.	Total Comprehensive income for the period (9+10)	11920
12.	Paid-up equity share capital (FV Rs 10/- each)	7221
13.	Other Equity, excluding Revaluation Reserve and Non-Controlling Interest, as at 31 st March, 2018	390250
14.	EPS (in Rs.) (not annualised)	
	Basic	13.03
	Diluted	13.03

Note :- The above results have been reviewed by the Audit Committee and approved by the Board of Directors of the Company, in their respective meetings, held on 10th August, 2018.



UFLEX LIMITED

STATEMENT OF UNAUDITED CONSOLIDATED SEGMENT-WISE REVENUE, RESULTS & CAPITAL EMPLOYED FOR THE QUARTER ENDED 30th JUNE, 2018

(Rs. in Lacs)		
S.NO.	PARTICULARS	Quarter Ended/ As At 30.06.2018
1.	Segment Revenue	
	(a) Flexible Packaging Activities	181750
	(b) Engineering Activities	10541
	(c) Others (Unallocable)	<u>10</u>
	Total	<u>192301</u>
	Less : Inter Segment Revenue	1816
	Sales / Income from operations	<u>190485</u>
2.	Segment Results : Profit (+) / Loss (-) before tax & interest from Segment	
	(a) Flexible Packaging Activities	17763
	(b) Engineering Activities	1985
	(c) Others (Unallocable)	<u>(4186)</u>
	Total	<u>15562</u>
	Less : (i) Interest	5340
	Add: (ii) Other unallocable Income net off unallocable expenditure	747
	Total Profit before tax	<u>10969</u>
3.	Segment Assets	
	(a) Flexible Packaging Activities	655764
	(b) Engineering Activities	45691
	(c) Others (Unallocable)	<u>83258</u>
	Total	<u>784713</u>
4.	Segment Liabilities	
	(a) Flexible Packaging Activities	204054
	(b) Engineering Activities	43708
	(c) Others (Unallocable)	<u>127043</u>
	Total	<u>374805</u>
5.	Segment Capital Employed (Segment assets - Segment liabilities)	
	(a) Flexible Packaging Activities	451710
	(b) Engineering Activities	1983
	(c) Others (Unallocable)	<u>(43785)</u>
	Total	<u>409908</u>



INDEPENDENT AUDITOR'S REVIEW REPORT

TO THE BOARD OF DIRECTORS OF UFLEX LIMITED

We have reviewed the accompanying Statement of Unaudited Standalone Financial Results of UFLEX LIMITED ("the Company"), for the quarter ended 30th June, 2018 ("the Statement"), being submitted by the Company, pursuant to the requirement of Regulation 33 of the SEBI (Listing Obligations and Disclosure Requirements) Regulations, 2015, read with Circular No. CIR/CFD/FAC/62/2016 dated 5th July, 2016. This Statement is the responsibility of the Company's Management and has been approved by the Board of Directors. Our responsibility is to issue a report on the Statement based on our review.

We conducted our review of the Statement in accordance with the Standard on Review Engagement (SRE) 2410, "Review of Interim Financial information performed by the Independent Auditor of the Entity", issued by the Institute of Chartered Accountants of India. This Standard requires that we plan and perform the review to obtain moderate assurance as to whether the Financial Statements are free of material misstatement. A review is limited primarily to inquiries of Company personnel and analytical procedures applied to financial data and thus provide less assurance than an audit. We have not performed an audit and accordingly, we do not express an audit opinion.

Based on our review conducted as stated above, nothing has come to our attention that causes us to believe that the accompanying Statement prepared in accordance with the applicable Indian Accounting Standards prescribed under Section 133 of the Companies Act, 2013, read with relevant rules issued thereunder and other recognized accounting practices and policies, has not disclosed the information required to be disclosed in terms of Regulation 33 of the SEBI (Listing Obligations and Disclosure Requirements) Regulations, 2015, read with SEBI Circular No. CIR/CFD/FAC/62/2016 dated 5th July, 2016, including the manner in which it is to be disclosed, or that it contains any material misstatement.

For KAAP & Associates
Chartered Accountants
Firm Regn. No. : 019416N


[CA. DEEPAK SEHGAL]
Partner
Membership No.: 085391



Place: NOIDA
Dated: 10.08.2018

UFLEX LIMITED


ENCLOSURES TO INDEPENDENT AUDITOR'S REVIEW REPORT DATED 10th AUGUST, 2018

STATEMENT OF UNAUDITED STANDALONE FINANCIAL RESULTS FOR THE QUARTER ENDED 30th JUNE, 2018

		(Rs. in Lacs)
S.NO.	PARTICULARS	Quarter Ended 30.06.2018
1.	Income	
	(a) Sales / Income from Operations	99830
	(b) Other Operating income	<u>2385</u>
	(c) Revenue from Operations [(a)+(b)]	102215
	(d) Other Income	602
	Total Income [(c)+(d)]	<u>102817</u>
2.	Expenses	
	(a) Cost of Materials consumed	65690
	(b) Purchase of Stock-in-trade	1172
	(c) Change in inventories of finished goods, work-in-progress and stock-in-trade	(1828)
	(d) Excise Duty & Service Tax	-
	(e) Power & fuel	4878
	(f) Employee benefits expense	10512
	(g) Finance Costs	4131
	(h) Depreciation and Amortization Expenses	5860
	(i) Other Expenses	<u>10521</u>
	Total Expenses [(a) to (i)]	<u>100936</u>
3.	Profit / (Loss) before Exceptional items (1-2)	1881
4.	Exceptional items	-
5.	Profit / (Loss) before tax (3+4)	1881
6.	Tax expense	401
7.	Net Profit / (Loss) after tax (5-6)	1480
8.	Other Comprehensive Income, net of income tax	
	A. Items that will not be reclassified to profit & loss	(95)
	B. Items that will be reclassified to profit & loss	-
9.	Total Comprehensive income for the period (7+8)	1385
10.	Paid-up equity share capital (FV Rs 10/- each)	7221
11.	Other Equity, excluding Revaluation Reserve, as at 31 st March 2018	204582
12.	EPS (in Rs.) (not annualised)	
	Basic	2.05
	Diluted	2.05

Note :- The above results have been reviewed by the Audit Committee and approved by the Board of Directors of the Company, in their respective meetings, held on 10th August, 2018.

Page-2/3



UFLEX LIMITED

STATEMENT OF UNAUDITED STANDALONE SEGMENT-WISE REVENUE, RESULTS & CAPITAL EMPLOYED FOR THE QUARTER ENDED 30th JUNE, 2018

		(Rs. in Lacs)
S.NO.	PARTICULARS	Quarter Ended/ As At 30.06.2018
1.	Segment Revenue	
	(a) Flexible Packaging Activities	93480
	(b) Engineering Activities	10541
	(c) Others (Unallocable)	<u>10</u>
	Total	<u>104031</u>
	Less : Inter Segment Revenue	1816
	Sales / Income from operations	<u>102215</u>
2.	Segment Results : Profit (+) / Loss (-) before tax & interest from Segment	
	(a) Flexible Packaging Activities	7580
	(b) Engineering Activities	1985
	(c) Others (Unallocable)	<u>(4155)</u>
	Total	<u>5410</u>
	Less : (i) Interest	4131
	Add: (ii) Other unallocable Income net off unallocable expenditure	602
	Total Profit before tax	<u>1881</u>
3.	Segment Assets	
	(a) Flexible Packaging Activities	341377
	(b) Engineering Activities	45691
	(c) Others (Unallocable)	<u>54861</u>
	Total	<u>441929</u>
4.	Segment Liabilities	
	(a) Flexible Packaging Activities	63138
	(b) Engineering Activities	43708
	(c) Others (Unallocable)	<u>121894</u>
	Total	<u>228740</u>
5.	Segment Capital Employed (Segment assets - Segment liabilities)	
	(a) Flexible Packaging Activities	278239
	(b) Engineering Activities	1983
	(c) Others (Unallocable)	<u>(67033)</u>
	Total	<u>213189</u>

