

January 29, 2016

Mr. Girish Joshi,  
GM - Department of Corporate Services  
**BSE Limited**  
Corporate Relations Department  
1<sup>st</sup> Floor, New Trading Ring  
P.J. Towers, Dalal Street  
Mumbai - 400 001  
Tel.: 2272 8013/8015/8058/8307  
Fax.: 2272 2037/39/41/3121/3719  
Email.: [corp.relations@bseindia.com](mailto:corp.relations@bseindia.com),  
[corp.compliance@bseindia.com](mailto:corp.compliance@bseindia.com)  
**BSE Scrip Code: 532648**

Mr. Avinash Kharkar,  
AVP - Listing Department  
**National Stock Exchange of India Limited**  
Exchange Plaza  
Plot no. C/1, G Block,  
Bandra - Kurla Complex  
Bandra (E)  
Mumbai - 400 051.  
Tel.: 2659 8235 / 8236/8458  
Fax.: 2659 8237/38/66418124/25  
Email.: [neaps@nse.co.in](mailto:neaps@nse.co.in)  
**NSE Symbol: YESBANK**

Dear Sir,

**Sub.: Unaudited Financial Results & Limited Review Report for the quarter ended December 31, 2015 - Reg 33 of SEBI (LODR) Regulations, 2015**

This is to inform that the Board of Directors of the Bank at its Meeting held on January 29, 2016 has considered and approved the Unaudited Financial Results of the Bank for the quarter (Q3) ended December 31, 2015 and took note of the Limited Review Report submitted by M/s. S. R. Batliboi & Co. LLP, Statutory Auditors of the Bank thereon.

A copy of the above along with the Press Release is enclosed herewith.

We request to take this in record.

Thanking you,

Yours faithfully,  
For **YES BANK LIMITED**

  
Shivanand K Shettigar  
Company Secretary



*Encl: As above*

**Limited Review Report****Review Report to  
The Board of Directors  
Yes Bank Limited**

1. We have reviewed the accompanying statement of unaudited standalone financial results of Yes Bank Limited ('the Bank') for the quarter ended December 31, 2015 and nine months period ended on that date (the "Statement"). The disclosures relating to "Pillar 3 under Basel III Capital Regulations", "Leverage Ratio" and "Liquidity Coverage Ratio" as have been disclosed on the Bank's website and in respect of which a link have been provided in aforesaid Statement have not been reviewed by us. This Statement is the responsibility of the Bank's management and has been approved by the Board of Directors. Our responsibility is to issue a report on the Statement based on our review.
2. We conducted our review in accordance with the Standard on Review Engagements (SRE) 2410, Review of Interim Financial Information Performed by the Independent Auditor of the Entity issued by the Institute of Chartered Accountants of India. This standard requires that we plan and perform the review to obtain moderate assurance as to whether the Statement is free of material misstatement. A review is limited primarily to inquiries of Bank's personnel and analytical procedures applied to financial data and thus provides less assurance than an audit. We have not performed an audit and accordingly, we do not express an audit opinion.
3. Based on our review conducted as above, nothing has come to our attention that causes us to believe that the accompanying Statement of unaudited standalone financial results prepared in accordance with applicable accounting standards and other recognized accounting practices and policies has not disclosed the information required to be disclosed in terms of Regulation 33 of the SEBI (Listing Obligations and Disclosure Requirements) Regulations, 2015 including the manner in which it is to be disclosed, or that it contains any material misstatement or that it has not been prepared in accordance with the relevant prudential norms issued by the Reserve Bank of India in respect of income recognition, asset classification; provisioning and other related matters.

**For S.R. BATLIBOI & CO. LLP**

ICAI Firm registration number: 301003E

Chartered Accountants

**per Viren H. Mehta**

Partner

Membership No.:048749

Place: Mumbai

Date: January 29, 2016

## YES BANK Limited

Regd. Office : Nehru Centre, 9th Floor, Discovery of India Building, Dr. A. B. Road, Worli, Mumbai - 400 018, India  
Website: [www.yesbank.in](http://www.yesbank.in)

### UNAUDITED FINANCIAL RESULTS FOR THE QUARTER AND NINE MONTHS ENDED DECEMBER 31, 2015

PARTICULARS		(₹ in Lakhs)					
		FOR THE QUARTER ENDED 31.12.2015	FOR THE QUARTER ENDED 30.09.2015	FOR THE QUARTER ENDED 31.12.2014	FOR THE NINE MONTHS ENDED 31.12.15	FOR THE NINE MONTHS ENDED 31.12.14	FOR THE YEAR ENDED 31.03.15
		(Unaudited)	(Unaudited)	(Unaudited)	(Unaudited)	(Unaudited)	(Audited)
<b>1</b>	<b>Interest Earned (a)+(b)+(c)+(d)</b>	<b>337,605</b>	<b>337,724</b>	<b>297,166</b>	<b>1,000,514</b>	<b>848,361</b>	<b>1,157,200</b>
(a)	Interest/ discount on advances/bills	242,097	241,484	207,101	716,429	588,551	801,609
(b)	Income on investments (Refer Note 3)	88,524	85,603	84,770	259,677	245,634	335,573
(c)	Interest on balances with Reserve Bank of India and other inter-bank funds	2,229	5,195	1,126	9,098	3,107	4,289
(d)	Others (Refer Note 3)	4,755	5,442	4,169	15,310	11,069	15,729
<b>2</b>	<b>Other Income (Refer Note 4)</b>	<b>74,607</b>	<b>61,810</b>	<b>53,681</b>	<b>190,934</b>	<b>145,602</b>	<b>204,646</b>
<b>A.</b>	<b>Total Income (1+2)</b>	<b>412,212</b>	<b>399,534</b>	<b>350,847</b>	<b>1,191,448</b>	<b>993,963</b>	<b>1,361,846</b>
<b>3</b>	<b>Interest Expended</b>	<b>221,905</b>	<b>226,877</b>	<b>206,264</b>	<b>667,986</b>	<b>597,285</b>	<b>808,417</b>
<b>4</b>	<b>Operating Expenses (e)+(f)</b>	<b>75,344</b>	<b>70,743</b>	<b>58,310</b>	<b>215,759</b>	<b>165,470</b>	<b>228,471</b>
(e)	Payments to and provisions for employees	34,264	31,278	25,410	94,396	71,780	97,966
(f)	Other operating expenses	41,080	39,465	32,900	121,363	93,690	130,505
<b>B.</b>	<b>Total Expenditure (3)+(4) (excluding provisions and contingencies)</b>	<b>297,249</b>	<b>297,620</b>	<b>264,574</b>	<b>883,745</b>	<b>762,755</b>	<b>1,036,888</b>
<b>C.</b>	<b>Operating Profit (before Provisions and Contingencies) (A-B)</b>	<b>114,963</b>	<b>101,914</b>	<b>86,273</b>	<b>307,703</b>	<b>231,208</b>	<b>324,958</b>
D.	Provisions (other than Tax ) and Contingencies	14,794	10,394	6,986	34,984	21,311	33,947
E.	Exceptional Items	-	-	-	-	-	-
<b>F.</b>	<b>Profit/(Loss) from ordinary activities before tax (C-D-E)</b>	<b>100,169</b>	<b>91,520</b>	<b>79,287</b>	<b>272,719</b>	<b>209,897</b>	<b>291,011</b>
G.	Tax Expense	32,595	30,479	25,258	88,985	64,460	90,475
<b>H.</b>	<b>Profit from ordinary activities after tax (F-G)</b>	<b>67,574</b>	<b>61,041</b>	<b>54,029</b>	<b>183,734</b>	<b>145,437</b>	<b>200,536</b>
I.	Extraordinary Items (Net of tax)	-	-	-	-	-	-
<b>J.</b>	<b>Net Profit (H-I)</b>	<b>67,574</b>	<b>61,041</b>	<b>54,029</b>	<b>183,734</b>	<b>145,437</b>	<b>200,536</b>
<b>5</b>	<b>Paid-up equity Share Capital (Face value of ₹ 10 each)</b>	<b>41,950</b>	<b>41,877</b>	<b>41,726</b>	<b>41,950</b>	<b>41,726</b>	<b>41,774</b>
<b>6</b>	<b>Reserves &amp; Surplus excluding revaluation reserves</b>						<b>1,126,225</b>


**SIGNED FOR IDENTIFICATION  
BY**  
  
**S. R. BATLIBOI & CO. LLP  
MUMBAI**



	PARTICULARS	FOR THE QUARTER ENDED 31.12.2015	FOR THE QUARTER ENDED 30.09.2015	FOR THE QUARTER ENDED 31.12.2014	FOR THE NINE MONTHS ENDED 31.12.15	FOR THE NINE MONTHS ENDED 31.12.14	FOR THE YEAR ENDED 31.03.15
7	Analytical ratios :						
(i)	Percentage of Shares held by Government of India	Nil	Nil	Nil	Nil	Nil	Nil
(ii)	Capital Adequacy ratio - Basel III	14.9%	14.1%	15.5%	14.9%	15.5%	15.6%
(iii)	Earning per share for the period / year (before and after extraordinary items)						
	- Basic ₹	16.14	14.59	12.96	43.90	36.11	49.34
	- Diluted ₹	15.79	14.25	12.68	42.91	35.24	48.01
		Not Annualized	Not Annualized	Not Annualized	Not Annualized	Not Annualized	Annualized
(iv)	NPA ratios						
a	Gross NPA	55,857	49,135	27,866	55,857	27,866	31,340
b	Net NPA	18,716	15,863	6,452	18,716	6,452	8,772
c	% of Gross NPA	0.66%	0.61%	0.42%	0.66%	0.42%	0.41%
d	% of Net NPA	0.22%	0.20%	0.10%	0.22%	0.10%	0.12%
(v)	Return on assets (average) (annualized)	1.8%	1.7%	1.8%	1.7%	1.7%	1.6%

**Notes:**

- The results have been taken on record by the Board of Directors of the Bank at its meeting held in Mumbai today. There are no qualifications in the auditor's report for the quarter and nine months ended December 31, 2015. The results have been subject to "Limited Review" by the Statutory Auditor of the Bank.
- During the quarter and nine months ended December 31, 2015, the Bank allotted 729,501 shares and 1,763,097 shares respectively, pursuant to the exercise of stock options by employees.
- In accordance with RBI circular DBR.BP.BC.No.31/21.04.018/2015-16 dated 16th July, 2015, the Bank has classified deposits placed with NABARD/SIDBI/NHB for meeting shortfall in Priority Sector Lending under 'Other Assets', which were hitherto included under 'Investments'. Similarly, interest income on such deposits has been classified under the head 'Interest Earned - Others', which was hitherto included under 'Interest Earned- Income on Investments'. Figures for the previous periods have also been regrouped to conform to current period's classification. The above change in classification has no impact on the profit of the Bank for the quarter and nine months ended December 31, 2015 or the previous periods presented.
- Other income includes fees and commission earned from guarantees/letters of credit, loans, financial advisory fees, selling of third party products, earnings from foreign exchange transactions and profit/loss from sale of securities.
- Return on assets is computed using a simple average of total assets at the beginning and at the end of the relevant period.
- The disclosures for NPA referred to in point 7(iv) above correspond to Non Performing Advances.
- The total capital infused and outstanding in Yes Securities (India) Limited (wholly owned subsidiary) as at December 31, 2015 is ₹ 5,000 lakhs.
- As the business of the Bank is concentrated in India; the segment disclosures made pertain to domestic segment for geographic segment purposes.

SIGNED FOR IDENTIFICATION  
BY  
  
S. R. BATLIBOI & CO. LLP  
MUMBAI



9 In accordance with RBI circular DBR.No.BP.BC.1/21.06.201/2015-16 dated July 1, 2015 on 'Basel III Capital Regulations' read together with RBI circular DBR.No.BP.BC80/21.06.201/2014-15 dated March 31, 2015 on 'Prudential Guidelines on Capital Adequacy and Liquidity Standards - Amendments' requires banks to make applicable Pillar 3 disclosures including leverage ratio and liquidity coverage ratio under Basel III Framework. The Pillar III disclosures have not been subjected to audit/review by the statutory auditors. The Bank has made these disclosures which are available on its website at the following link.


[https://www.yesbank.in/images/all\\_pdf/Basel\\_III\\_Disclosure\\_December\\_31\\_2015.pdf](https://www.yesbank.in/images/all_pdf/Basel_III_Disclosure_December_31_2015.pdf)

10 Previous period figures have been regrouped /reclassified wherever necessary to conform to current period classification.

## SEGMENTAL RESULTS

(₹ in Lakhs)

Particulars		FOR THE QUARTER ENDED 31.12.15	FOR THE QUARTER ENDED 30.09.15	FOR THE QUARTER ENDED 31.12.14	FOR THE NINE MONTHS ENDED 31.12.15	FOR THE NINE MONTHS ENDED 31.12.14	FOR THE YEAR ENDED 31.03.15
		(Unaudited)	(Unaudited)	(Unaudited)	(Unaudited)	(Unaudited)	(Audited)
<b>1</b>	<b>Segment Revenue</b>						
(a)	Treasury	79,725	80,457	92,411	254,564	230,394	326,029
(b)	Corporate	277,729	274,287	234,989	801,318	661,851	898,447
(c)	Retail	31,927	19,592	18,632	79,022	59,138	86,534
(d)	Other Banking Operations	1,591	1,858	1,918	4,715	3,922	6,823
(e)	Unallocated	1	(3)	(20)	2	(9)	(15)
	<b>Total</b>	<b>390,973</b>	<b>376,191</b>	<b>347,930</b>	<b>1,139,621</b>	<b>955,296</b>	<b>1,317,818</b>
	Add / (Less): Inter-segment revenue	21,239	23,343	2,917	51,827	38,667	44,028
	<b>Income from operations</b>	<b>412,212</b>	<b>399,534</b>	<b>350,847</b>	<b>1,191,448</b>	<b>993,963</b>	<b>1,361,846</b>
<b>2</b>	<b>Segment results</b>						
(a)	Treasury	48,946	60,218	66,233	172,574	150,539	207,721
(b)	Corporate	95,882	81,397	55,134	243,358	182,159	246,196
(c)	Retail	1,216	(8,438)	(1,479)	(10,489)	(11,091)	(16,323)
(d)	Other Banking Operations	561	928	1,236	2,032	1,946	4,195
(e)	Unallocated	(46,436)	(42,585)	(41,837)	(134,756)	(113,656)	(150,778)
	<b>Profit before tax</b>	<b>100,169</b>	<b>91,520</b>	<b>79,287</b>	<b>272,719</b>	<b>209,897</b>	<b>291,011</b>
<b>3</b>	<b>Capital employed</b>						
(a)	Treasury	3,945,489	4,290,062	3,130,985	3,945,489	3,130,985	3,326,161
(b)	Corporate	1,351,614	625,108	674,365	1,351,614	674,365	585,847
(c)	Retail	(2,895,346)	(2,718,584)	(1,919,367)	(2,895,346)	(1,919,367)	(1,986,812)
(d)	Other Banking Operations	(10,151)	(18,815)	(18,198)	(10,151)	(18,198)	(33,600)
(e)	Unallocated	(1,035,475)	(891,014)	(711,091)	(1,035,475)	(711,091)	(723,597)
	<b>Total</b>	<b>1,356,131</b>	<b>1,286,757</b>	<b>1,156,694</b>	<b>1,356,131</b>	<b>1,156,694</b>	<b>1,167,999</b>

SIGNED FOR IDENTIFICATION  
BY  
  
S. R. BATLIBOI & CO. LLP  
MUMBAI




SEGMENT	PRINCIPAL ACTIVITIES
Treasury	Includes investments, all financial markets activities undertaken on behalf of the Bank's customers, proprietary trading, maintenance of reserve requirements and resource mobilisation from other banks and financial institutions.
Corporate Banking	Includes lending, deposit taking and other services offered to corporate customers.
Retail Banking	Includes lending, deposit taking and other services offered to retail customers.
Other Banking Operations	Includes para banking activities like third party product distribution, merchant banking etc.

PLACE: Mumbai  
 DATE: January 29, 2016

For YES BANK Limited



Rana Kapoor  
 Managing Director & CEO

**SIGNED FOR IDENTIFICATION**  
**BY**  
  
**S. R. BATLIBOI & CO. LLP**  
**MUMBAI**



h

Press Release

**YES BANK announces Financial Results for the Quarter ended December 31, 2015**

- *Net Profit of ₹675.7 crore in Q3FY16; y-o-y growth of 25.1%. NIM expanded to 3.4%*
- *Net Interest Income at ₹1,157.0 crore for Q3FY16; y-o-y growth of 27.3%*
- *RoA stands at 1.8%, RoE at 20.5% and Book Value at ₹323.3 per share*
- *Y-o-Y growth in CASA of 45.1%; CASA Ratio improves to 26.6% from 22.6% a year ago. SA deposits posted robust growth of 64.1% y-o-y*
- *CASA+Retail FDs as % of Total Deposits stands at 53.9% as at December 31, 2015, up from 45.4% a year ago*
- *Total Capital Adequacy\* as per Basel III stands at healthy 16.1%#, Tier I ratio maintained at 10.9%*
- *Credit Cost at 14 bps for Q3FY16 (9MFY16 at 34 bps). Nil Restructured, Nil ARC sale, Nil SDR and Nil 5:25 refinancing during the quarter. Overall Credit Costs for 2015-16 at most 50 bps versus 70 bps previously stated*

**Financial Highlights from Q3FY16 Results:**

<b>Balance Sheet Highlights</b>					
<b>(₹ in Crore )</b>	<b>31-Dec-15</b>	<b>31-Dec-14</b>	<b>Growth (Y-o-Y)</b>	<b>30-Sep-15</b>	<b>Growth (Q-o-Q)</b>
Advances	84,396.2	66,606.9	26.7%	80,015.1	5.5%
Deposits	101,437.2	82,370.0	23.1%	99,344.3	2.1%
CASA	27,019.4	18,622.6	45.1%	25,318.3	6.7%
Shareholders' funds	13,561.3	11,566.9	17.2%	12,867.6	5.4%
Total Capital Funds*	19,525.2	16,195.2	20.6%	17,455.1	11.9%
<b>Total Balance Sheet</b>	<b>147,754.0</b>	<b>123,297.5</b>	<b>19.8%</b>	<b>144,783.5</b>	<b>2.1%</b>

<b>Profit &amp; Loss Statement Highlights</b>					
<b>(₹ in Crore )</b>	<b>Q3FY16</b>	<b>Q3FY15</b>	<b>Growth (Y-o-Y)</b>	<b>Q2FY16</b>	<b>Growth (Q-o-Q)</b>
Net Interest Income	1,157.0	909.0	27.3%	1,108.5	4.4%
Non Interest Income	746.1	536.8	39.0%	618.1	20.7%
Total Net Income	1,903.1	1,445.8	31.6%	1,726.6	10.2%
Operating Profit	1,149.6	862.7	33.3%	1,019.1	12.8%
Provision	147.9	69.9	111.8%	103.9	42.3%
<b>Profit after Tax</b>	<b>675.7</b>	<b>540.3</b>	<b>25.1%</b>	<b>610.4</b>	<b>10.7%</b>
Basic EPS (₹)	16.1	13.0	24.5%	14.6	10.6%

Key Financial Performance Indicators			
	Q3FY16	Q3FY15	Q2FY16
Return on Assets	1.8%	1.8%	1.7%
Return on Equity	20.5%	19.2%	19.4%
NIM	3.4%	3.2%	3.3%
Cost to Income Ratio	39.6%	40.3%	41.0%
Non Interest Income to Total Income	39.2%	37.1%	35.8%
Capital Adequacy (Basel III)*	16.1%#	16.7%	14.9%
Tier I Ratio (Basel III)*	10.9%	11.8%	10.9%
Book Value (₹)	323.3	277.2	307.3
Gross NPA	0.66% (₹ 558.6 Cr.)	0.42%	0.61%
Net NPA	0.22% (₹ 187.2 Cr.)	0.10%	0.20%
Provision Coverage Ratio	66.5%	76.8%	67.7%
Restructured Advances %	0.67% (₹ 568.3 Cr.)	0.26%	0.71%
Security Receipts (Net) %	0.25% (₹ 212.4 Cr.)	0.33%	0.27%
Credit Costs (in bps)	14	10	13

\*including Profit, adjusted for prorated dividends, # ₹1,500 Crore of Basel III compliant Tier II bonds raised during the quarter

**Mumbai, January 29, 2016:** The Board of Directors of YES BANK Ltd. took on record the Q3FY16 results at its meeting held in Mumbai today.

**Commenting on the results and financial performance, Mr. Rana Kapoor, Managing Director & CEO, YES BANK said,** “ YES Bank has delivered yet another consistent quarter of sustained financial performance driven by steady increase in NII on the back of an improving retail franchise, improvements in NIM, RoA, RoE and overall preservation of asset quality.

The Bank continues to build granularity and longevity in deposits demonstrated by Retail & CASA deposits contribution of 53.9% as on December 31, 2015 on the back of strong SA deposits growth of 64.1% y-o-y. The CASA ratio improved sequentially by 1.1% in the quarter to 26.6%. The Bank is committed to building a strong Retail franchise through continued investments in People, Technology & Digital Infrastructure.

The Bank continues to show resilience on all Asset Quality parameters with an improving outlook going forward with credit costs for FY 2015-16 being contained within 50 bps (previous credit cost guidance of 50-70 bps).

Given the improving macroeconomic environment along with stable Asset quality and accelerating Retail franchise momentum, the Bank is well placed to capture Market share across Retail and Corporate segments at an enhanced pace.”

## Q3FY16 Performance highlights

### Balance Sheet

- **Deposits:** Total Deposits grew by **23.1%** to ₹ **101,437.2** crore as at December 31, 2015. The Bank's Balance Sheet grew by **19.8%** to ₹ **147,754.0** crore as at December 31, 2015. The Bank's CD ratio stood at **83.2%** as at December 31, 2015.

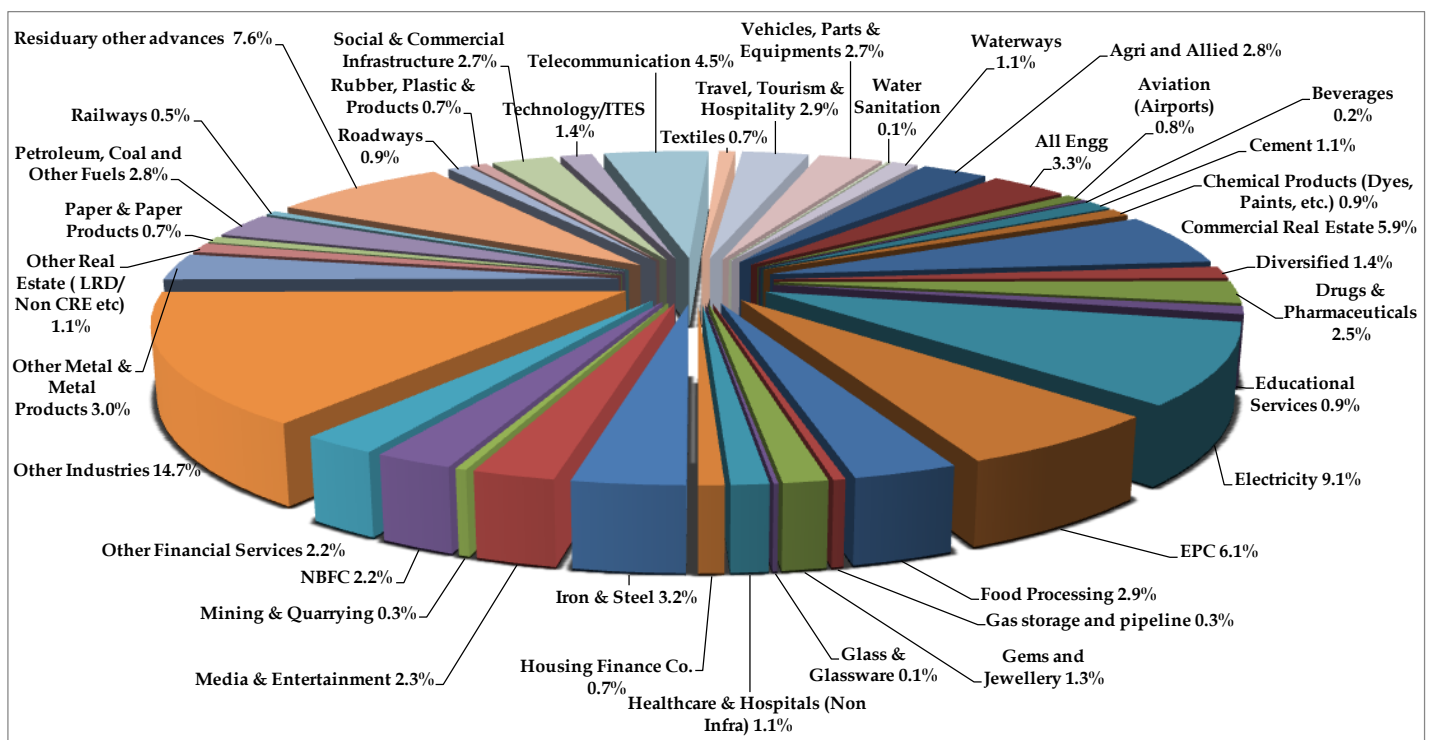
Current and Savings Account (CASA) deposits grew by **45.1%** y-o-y to ₹ **27,019.4** crore taking the CASA ratio to **26.6%** as at December 31, 2015 up from 22.6% as at December 31, 2014. Further, **SA deposits** grew by **64.1%** to ₹ **17,867.5** crore from Rs. 10,888.2 crore as at December 31, 2014.

- **Advances:** Total Advances grew by **26.7%** to ₹ **84,396.2** crore as at December 31, 2015. Corporate Banking accounted for 67.2% of the Advances portfolio, while Retail & Business Banking constituted 32.8%.

Business Segment	As on Dec 31, 2015	As on Dec 31, 2014
A) Corporate Banking (8 segmental relationship groups)	67.2%	68.7%
B) Retail & Business Banking	32.8%	31.3%
of which:		
i) Business Banking (Medium Enterprises)	12.7%	14.3%
ii) Micro & Small Enterprises	10.6%	9.0%
iii) Consumer Banking (Urban and Rural)	9.5%	8.0%
<b>Total</b>	<b>100.0%</b>	<b>100.0%</b>

### Sectoral Distribution:

Overall portfolio is well distributed with significant deployment in YES bank focused knowledge sectors where the Bank has developed considerable sectoral expertise with specialized Relationship Managers, Product Managers and Risk Managers.



▪ **Sensitive sector disclosures:**

Sector/ Rating	% of Total Exposure
<b>(A) Electricity</b>	<b>9.1%</b>
AAA/AA rated investments	1.6%
T&D	1.3%
Renewable Exposures(Green-Financing)	3.1% of which 1.5% is operational
Non-Renewable	3.1% of which 2.9% is operational
Exposure to SEBs	Nil
<b>(B) Iron &amp; Steel</b>	<b>3.2%</b>
A or above rated	2.3%
<b>(C) EPC</b>	<b>6.1%</b>
A or above rated	4.1%

▪ **Asset Quality:**

Bank continues to show resilience on all Asset Quality parameters which have unfolded in line with expectations outlined for FY16 by the Bank.

**1. NPA – ‘Lowers Credit Cost Guidance for FY16’**

Gross Non Performing Advances (GNPA) as a proportion of Gross Advances was at 0.66% (Rs. 558.6 Crs) while Net Non Performing Advances (NNPA) as a proportion of Net advances was at 0.22% (**Rs. 187.2 Crs**) as at December 31, 2015. Bank’s specific loan loss **Provision Coverage** was at 66.5% as at December 31, 2015.

The Provision Coverage takes into account the Bank’s in-depth assessment of recoverability on the underlying accounts based on collateral, and does not factor the potential benefits of an improving business environment.

Credit cost for the quarter was 14 bps (9MFY16 actual credit costs at 34 bps).

Bank lowers its guidance for FY 2016 credit costs to maximum of 50 bps.

**2. Standard Restructured – ‘No new loans restructured & No slippages from standard restructured book’**

During the quarter, the Bank has not done any restructuring. Further, there were no slippages from the restructured book into NPA during the quarter as well as in 9MFY16.

The total Standard Restructured Advances as a proportion of Gross Advances was at 0.67% (Rs. 568.3 Crs) as at December 31, 2015. Out of this, 0.34% is on account of delay in project completion in roads (3 accounts), which the Bank expects will achieve project closure over the next 9 months given accelerated de-stressing of the road sector. Of the balance portfolio, the restructuring packages have been performing in line with expectations, and the Bank does not anticipate any material slippages in this book. The preservation of inherent economic value in the restructure portfolio is also evidenced through ‘NIL’ slippages from this book during 9MFY16.

**3. Security Receipts – ‘No Sale to ARCs during the quarter/ last 5 quarters’**

There has been no sale to ARC during the previous five quarters and Security Receipts (SRs) stand at Rs. 212.4 Crs (0.25% of Gross Advances, comprising 10 borroweress) as on December 31, 2015.

**4. Strategic Debt Restructuring – ‘No SDR during the quarter and 9MFY16’**

**5. 5:25 Refinancing – ‘No 5:25 Refinancing during the quarter and 9MFY16’**

**6. Rating Profile** - Bank’s Corporate Exposures continue to remain well rated with 75% portfolio rated ‘A’ or better.

- **Capital Funds:** As per Basel III, Tier I Capital of ₹ 13,253.9 stood at 10.9%, and total CRAR stood at 16.1% as at December 31, 2015. Total Capital funds are at ₹ 19,525.2 crore as at December 31, 2015 (*capital including profits, adjusted for prorated dividends*). Bank also raised ₹ 1,500 crore of Basel III compliant Tier II bonds in the quarter. Risk Weighted Assets stood at ₹ 121,084.9 crore as at December 31, 2015.
- **Liquidity Coverage Ratio:** During Q3FY16, the Bank continued with the LCR maintenance at well above 60% regulatory requirement with monthly average Liquidity Coverage ratio of 87.8%, indicating a healthy liquidity position.

#### Profit & Loss Account:

- **Net Interest Income (NII) Growth:** NII for Q3FY16 increased by 27.3% y-o-y to ₹ 1,157.0 crore on account of strong growth in advances and Retail & CASA deposits.
- **Non Interest Income:** Non Interest Income increased by 39.0% y-o-y to ₹ 746.1 crore in Q3FY16.
- **Operating and Net profit:** Operating profit for Q3FY16 increased by 33.3% to ₹ 1,149.6 crore. Net Profit in Q3FY16 was up 25.1% to ₹ 675.7 crore.
- **Shareholders' returns:** The Bank delivered RoA of 1.8% for Q3FY16. Bank's RoE stood at 20.5% for Q3FY16.

#### YES BANK Credit Rating Profile

- Bank continues to maintain strong credit ratings across International and Domestic Rating agencies.
- Moody's has reaffirmed a Long-term international rating of Baa3 which is in line with the Sovereign Rating of India.
- Domestic Rating agencies (ICRA & CARE) have reaffirmed Long-Term rating of AA+ for the Bank's Basel III compliant Tier II instruments as well as for Infrastructure Bonds.

#### Expansion & Knowledge Initiatives

- YES BANK appointed following **three** top management leaders towards accelerating its Retail & MSME Focus to further augment its Bank wide Operational Service Delivery

Sr. No.	Name	Designation
1.	Padhmanabhan Kumar	Chief Operating Officer, Operations and Service Delivery
2.	Neeraj Dhawan	Chief Risk Officer - Retail & Business Banking
3.	Rajan Pental	Group Head - Retail Lending

- Total **headcount** stands at 13,477 as at December 31, 2015, an increase of 777 employees in the quarter ending December 31, 2015 (*highest ever quarterly recruitment*).
- The BANK's branch network stood at **750 branches** as on December 31, 2015, an addition of 50 branches in the quarter. Total ATM network stands at 1,480 as on December 31, 2015, of which 245 are Bunch Note Acceptors (BNA).
- YES BANK has signed loan agreements totaling USD 265 Mn with OPIC, the US Government's Development Finance arm and Wells Fargo to increase lending to Micro, Small and Medium Enterprises (MSMEs)
- YES BANK has signed an MoU with the London Stock Exchange Group to develop bond and equity issuance markets with particular focus on high growth potential and relatively untapped sector of Green Infrastructure Finance Bonds. Basis market conditions, YES BANK will also explore the possibility of listing a Green Bond of upto USD 500 mn on the London Stock Exchange.

- On the occasion of COP21, Paris , YES BANK committed to target mobilizing USD 5 Billion for Climate Action by 2020.
- YES BANK became the First Indian Bank to join the World Business Council for Sustainable Development (WBCSD).

### Awards & Recognitions

- YES BANK was recognized as **Bank of the Year - India - 2015** , by the world's leading **The Banker magazine**( part of the Financial Times Group, UK) at a ceremony in London. This is the most prestigious worldwide recognition awarded to Banks.
- YES BANK won multiple awards in the in the prestigious **Business Today - KPMG India's Best Banks Survey** in January 2016. This is the **7<sup>th</sup> year in a row**, where YES BANK has been recognized by Business Today in its annual Banking survey. The awards include
  - **Best Mid Sized Bank (Overall)**
  - **Best Mid Sized Bank - Quality of Assets**
  - **Best Mid Sized Bank - Growth**
  - **Most Improved Bank**
- YES BANK was adjudged "**Strongest Bank in India by Balance Sheet 2015**" by **The Asian Banker Magazine, Singapore**. This is the **3<sup>rd</sup> time** in the last 4 years that YES BANK has received this recognition.
- YES BANK continued its leadership for the **5<sup>th</sup> consecutive year** on the **Carbon Disclosure Leadership Index (CDLI)** of CDP. YES BANK scored 98 points out of a maximum of 100 points making it a joint **3<sup>rd</sup>** on the India Leader board of CDP.
- YES BANK is **finalist** for the **Asia Sustainability Reporting Awards 2015** (Singapore), in the categories "**Asia's Best Sustainability Report**" and **Asia's Best Community Reporting**.
- YES BANK was recognized with the prestigious **ET Best Corporate Brand - 2016** award by The Economic Times publication.
- YES BANK was awarded the Special CSR Recognition at the CREDAI Conclave 2015 held during 15-17 December, 2015
- Mr. Rana Kapoor, Managing Director & CEO, YES BANK was felicitated for his "**Exemplary Contribution to Agribusiness in Emerging Economies**" at the international conference on '**Agribusiness in Emerging Economies**' in Anand by IRMA.
- Mr. Rana Kapoor was felicitated with CREDAI Award for Visionary Leadership and Exemplary Contribution to Infrastructure, Smart Urbanization & Affordable Housing on December 16, 2015

## Digital Banking & Social Media

- YES BANK has intensified its focus and is investing significantly on new-age mediums and digital technologies to achieve a heightened customer engagement and experience. Bank has launched key digital initiatives in partnership with e-commerce companies revolutionizing payments ecosphere through following initiatives:
  - **Smart box Collection Solution**, to enable e-commerce customers to collect their goods at their convenience and pay for it digitally at the Kiosk using Debit and Credit Cards. This is an attempt to digitize Cash on delivery payments and offer value to both e-com player and end-consumer as well.
  - **Cobranded wallet and virtual card** with Snapdeal/Freecharge to enable transaction across the online world. More than 13 million wallets have been issued in less than a quarter and this is expected to grow multifold in the next 6-9 months.
  - Banking on Social messengers through **YES – TAG** and Digital Wallet for Smart Phones and Social Media users through **YES PAY** are services targeted for today’s Social Media and Smartphone savvy users, to access information and make payments.
- **Acknowledgement:** YES BANK was ranked at number 11 globally in the “**Power 100 Social Media Ranks**” by The Financial Brand, 2015.
- **Social Media:** YES BANK also continued to maintain dominance on Social media, retaining the position of **Highest followed Bank on Twitter** in India with over 7 lakh followers and also the **Highest Followed Bank Brand in India on Instagram**. YES SME Showcase LinkedIn page is now the **Highest followed Bank LinkedIn page for SMEs** in India. The Facebook following has also been increased to more than 2.4 Million Fans resulting in synergies across all Social Media Channels.
- *The Press Conference of YES BANK’s results will commence at 12:30 pm and we have invited leading business news channels, newswires and publications to cover the conference as well as interviews of YES BANK’s management team.*
- *YES BANK’s analyst conference call can be heard at following link, post 10 pm:*  
<https://www.yesbank.in/investor-relations/financial-results/2015-2016-q2.html>

## **ABOUT YES BANK**

*YES BANK, India’s fifth largest private sector Bank, is the outcome of the professional & entrepreneurial commitment of its Founder Rana Kapoor and his top management team, to establish a high quality, customer centric, service driven, private Indian Bank catering to the Future Businesses of India. YES BANK has adopted international best practices, the highest standards of service quality and operational excellence, and offers comprehensive banking and financial solutions to all its valued customers.*

*YES BANK has a knowledge driven approach to banking, and a superior customer experience for its retail, corporate and commercial banking clients. YES BANK is steadily evolving its HR character as the Professionals’ Bank of India, with the unrelenting vision of “Building the Finest Quality Bank of the World in India” by 2020.*

For further information, please contact:

<b>Jitesh Patel</b> YES BANK Ph.: + 91 22 3347 9753, Cell : +91 9820813570 <a href="mailto:jitesh.patel@yesbank.in">Email: jitesh.patel@yesbank.in</a>	<b>Delna Modi</b> Adfactors PR Ph.: +91 98206 60467 Email: <a href="mailto:delna@adfactorspr.com">delna@adfactorspr.com</a>
---	--