



FAX : 28134075
PHONE : 28134076
E-mail : investors@indianbank.co.in

Corporate Office
Investor Services Cell
254-260, Avvai Shanmugam Salai
Royapettah
Chennai 600 014

Ref : ISC / 378 / 2012-13

20.10.2012

**The Vice President,
National Stock Exchange of India Limited,
"Exchange Plaza", Bandra Kurla Complex,
Bandra East,
Mumbai - 400 051.**

Dear Sir,

Sub : Corporate Announcement - NSE Symbol : INDIANB.

Anent the above, we enclose the statement showing the Reviewed Financial Results of the Bank for the quarter / half-year ended September 30, 2012, Notes forming part of the Financial Results and Statement of Assets and Liabilities as on September 30, 2012, approved by the Board of Directors of the Bank at its meeting held on October 20, 2012 at Chennai.

We also send herewith the Limited Review Report of the Statutory Central Auditors of the Bank for the quarter ended September 30, 2012.

We request you to take on record the same.

Yours faithfully,




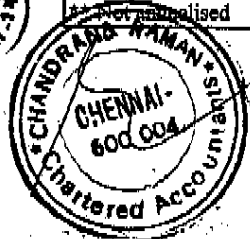

(A Ganesa Rathnam)
Company Secretary & Compliance Officer

Encl : a/a.

1/6

Reviewed Financial Results for the quarter/half-year ended 30th September, 2012



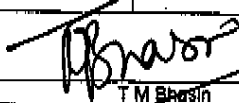
Particulars	Quarter ended			Half-Year ended		Year ended
	30.09.2012	30.08.2012	30.09.2011	30.09.2012	30.09.2011	31.03.2012
	(Reviewed)	(Reviewed)	(Reviewed)	(Reviewed)	(Reviewed)	(Audited)
1. Interest earned (a)+(b)+(c)+(d)	341038.17	337380.20	303481.52	678418.37	681626.62	1223132.30
(a) Interest/discount on advances/bills	261205.67	260976.49	235617.34	522182.16	451816.82	942386.94
(b) Income on investments	78818.49	75785.69	67521.66	154604.18	129232.04	279032.50
(c) Interest on balances with Reserve Bank of India and other inter bank funds	1014.01	618.02	342.52	1632.03	776.76	1712.86
(d) Others	0.00	0.00	0.00	0.00	0.00	0.00
2. Other Income	36337.76	22270.22	34231.65	58607.98	59161.73	117983.04
3. Total Income (1 + 2)	377376.93	359650.42	337713.17	737026.35	640787.35	1341115.34
4. Interest Expended	229008.50	222064.74	189944.99	451073.24	365088.48	781932.08
5. Operating Expenses (i) + (ii)	57641.81	53662.23	55680.39	111204.04	105499.02	218699.74
(i) Employees cost	37929.27	36914.98	36668.25	74844.25	72544.20	148396.24
(ii) Other Operating expenses	19712.54	16647.25	19012.14	36359.79	32954.82	70303.50
6. Total Expenditure (4 + 5) excluding provisions and contingencies	286650.31	275626.97	245826.38	562277.28	470587.50	1000031.82
7. Operating Profit before Provisions and Contingencies (3-6)	90725.62	84023.45	92087.79	174749.07	170189.85	341083.62
8. Provisions (other than tax) and Contingencies	20217.15	14570.23	22033.92	34767.38	39729.72	119527.20
9. Exceptional Items	\$ -116.55	0.00	0.00	\$ -116.55	0.00	-5233.00
10. Profit (+)/ Loss (-) from Ordinary Activities before tax (7-8-9)	70625.02	69453.22	70053.87	140078.24	130470.13	226789.32
11. Tax expense	20956.95	23278.63	23184.67	44235.58	42907.83	52092.62
12. Net Profit from Ordinary Activities after tax (10-11)	49668.07	46174.59	46869.20	95842.66	87562.30	174696.70
13. Extraordinary Items (net of tax expense)	0.00	0.00	0.00	0.00	0.00	0.00
14. Net Profit for the period (12-13)	49668.07	46174.59	46869.20	95842.66	87562.30	174696.70
15. Paid-up equity share capital (Face Value of each share - ₹10/-)	42977.00	42977.00	42977.00	42977.00	42977.00	42977.00
16. Reserves excluding Revaluation Reserves (as per balance sheet of previous accounting year)	# 881749.13	880763.44	749677.34	# 881749.13	749677.34	880763.44
17. Analytical Ratios						
(i) Percentage of shares held by Government of India	80	80	80	80	80	80
(ii) a) Capital Adequacy Ratio (Basel I)	12.13%	12.29%	11.62%	12.13%	11.62%	12.67%
b) Capital Adequacy Ratio (Basel II)	12.96%	12.96%	12.23%	12.96%	12.23%	13.47%
(iii) Earnings Per Share (EPS) (in Rupees)						
(a) Basic and diluted EPS before Extraordinary items (net of tax expenses) for the period, for the year to date and for the previous year (not to be annualized)	** 11.29	**10.47	**10.64	**21.76	**19.83	39.57
(b) Basic and diluted EPS after Extraordinary items for the period, for the year to date and for the previous year (not to be annualized)	** 11.29	**10.47	**10.64	**21.76	**19.83	39.57
(iv) NPA Ratios						
(a) Gross NPA	197976.00	155387.36	104755.29	197976.00	104755.29	185077.37
(b) Net NPA	126012.13	96307.84	59599.31	126012.13	59599.31	119683.00
(c) % of Gross NPA	2.06	1.66	1.21	2.06	1.21	2.03
(d) % of Net NPA	1.33	1.04	0.89	1.33	0.69	1.33
(e) Return on Assets	1.33	1.27	1.42	1.30	1.37	1.31
18. Public Shareholding						
- No. of shares	85950000	85950000	85950000.00	85950000	85950000	85950000
- Percentage of Shareholding	20	20	20	20	20	20
19. Promoters and Promoter Group Shareholding						
a) Pledged / Encumbered						
- Number of Shares						
- Percentage of Shares (as a % of the total shareholding of promoter and promoter group)						
- Percentage of Shares (as a % of the total share capital of the Bank)						
b) Non - encumbered						
- Number of Shares	343820000	343820000	343820000	343820000	343820000	343820000
- Percentage of Shares (as a % of the total shareholding of promoter and promoter group)	100	100	100	100	100	100
- Percentage of Shares (as a % of the total share capital of the Bank)	80	80	80	80	80	80
* Net of ₹ 1759.54 lakhs recouped from staff welfare fund pertaining to previous years						
\$ Represents Net Profit for the period from 01.04.2011 to 05.09.2012, of wholly owned Subsidiary M/s Indfund Mangement Ltd, merged with the Bank. (Refer Note No.5)						
# Includes Revenue Reserve ₹ 986.69 lakhs of M/s Indfund Management Ltd merged with the Bank as on 01.04.2011. (Refer Note No.5)						
** Not annualized						



216

**Indian Bank
Segment Wise Results**

₹ in Lakhs

Particulars	Quarter ended			Half-year ended		Year ended
	30.09.2012 (Reviewed)	30.06.2012 (Reviewed)	30.09.2011 (Reviewed)	30.09.2012 (Reviewed)	30.09.2011 (Reviewed)	31.03.2012 (Audited)
Part A - Business Segments						
I. Segment Revenue						
(a) Treasury Operations	83 437.88	78 696.11	70 222.78	1 62 133.99	1 37 064.53	2 92 628.81
(b) Corporate Banking	1 56 780.26	1 56 173.84	1 52 608.47	3 12 954.10	2 88 026.54	5 93 916.53
(c) Retail Banking	1 25 612.74	1 22 941.36	1 08 015.20	2 48 554.10	2 07 514.45	4 45 792.30
(d) Other Banking operations	11 545.05	1 839.11	6 866.72	13 384.16	8 181.83	8 777.70
Total	3 77 375.93	3 59 650.42	3 37 713.17	7 37 026.35	6 40 787.35	13 41 115.34
Income from operations	3 77 375.93	3 59 650.42	3 37 713.17	7 37 026.35	6 40 787.35	13 41 115.34
2. Segment Results (Profit)						
(a) Treasury Operations	10 842.71	12 301.98	13 435.56	23 144.69	25 394.83	53 203.55
(b) Corporate Banking	39 241.19	40 067.47	44 718.52	79 308.66	83 927.13	1 63 083.03
(c) Retail Banking	29 096.68	29 814.89	27 066.99	58 911.57	52 696.06	1 16 019.24
(d) Other Banking Operations	11 545.04	1 839.11	6 866.72	13 384.15	8 181.83	8 777.70
Total	90 725.62	84 023.45	92 087.79	1 74 749.07	1 70 199.85	3 41 083.52
Less: Other Un-allocable Expenditure	20 217.15	14 570.23	22 033.92	34 787.38	39 729.72	1 19 527.20
Add: (i) Un-allocated Income						5 233.00
(ii) Exceptional Item	116.55			116.55		.00
Total Profit Before Tax	70 625.02	69 453.22	70 053.87	1 40 078.24	1 30 470.13	2 26 789.32
3. Capital Employed						
(Segment Assets - Segment Liabilities)						
(a) Treasury Operations	5 61 015.00	5 25 690.02	4 04 406.86	5 61 015.00	4 04 406.86	2 61 974.65
(b) Corporate Banking	4 29 584.13	4 48 537.52	3 36 386.43	4 29 584.13	3 36 386.43	5 98 577.74
(c) Retail Banking	3 35 070.73	3 46 147.06	2 94 418.77	3 35 070.73	2 94 418.77	4 56 564.43
(d) Other Banking Operations	4 063.08	7 053.24	10 671.78	4 063.08	10 671.78	1 871.23
(e) Unallocated	- 1 54 417.26	- 2 01 990.22	- 7 737.46	- 1 54 417.26	- 7 737.46	- 2 38 844.25
Total	11 75 315.68	11 25 437.62	10 38 146.38	11 75 315.68	10 38 146.38	10 80 143.80
Part B - Geographic Segments						
I. Revenue						
a) Domestic Operations	3 69 576.74	3 52 483.38	3 31 092.09	7 22 060.12	6 29 686.24	13 16 827.70
b) Foreign Operations	7 799.19	7 167.04	6 621.08	14 966.23	11 101.11	24 287.64
Total	3 77 375.93	3 59 650.42	3 37 713.17	7 37 026.35	6 40 787.35	13 41 115.34
II. Assets						
a) Domestic Operations	1 43 97 374.65	1 41 79 437.50	1 28 48 988.46	1 43 97 374.65	1 28 48 988.46	1 35 65 927.44
b) Foreign Operations	6 81 416.11	6 83 161.60	5 92 393.41	6 81 416.11	5 92 393.41	5 75 992.54
Total	1 50 78 790.76	1 48 62 599.10	1 34 41 381.87	1 50 78 790.76	1 34 41 381.87	1 41 41 919.98
Segment Revenue and expenses have been apportioned on the basis of Segment assets, wherever direct allocation is not possible						
<div style="display: flex; justify-content: space-between; align-items: center;"> <div style="text-align: center;">  B. Raj Kumar Executive Director </div> <div style="text-align: center;">  Rajeev Rishi Executive Director </div> <div style="text-align: center;">  T.M. Bhasin Chairman & Managing Director </div> </div>						
Place: Chennai						
Date: 20.10.2012						



20/10



STATEMENT OF ASSETS AND LIABILITIES

(₹ in lakhs)


	As on 30.09.2012	As on 30.09.2011
LIABILITIES		
Capital	82977.00	82977.00
Reserves and Surplus	1092338.68	955169.38
Deposits	13118000.05	11621779.01
Borrowings	363464.64	415979.51
Other Liabilities & Provisions	422010.39	365476.97
TOTAL	15078790.76	13441381.87
ASSETS		
Cash & Balances with R B I	624548.13	872819.00
Balances with Banks and Money at Call and Short Notice	141218.33	67662.91
Investments	4392842.13	3583373.36
Advances	9500012.13	8576467.26
Fixed Assets	164715.61	160063.01
Other Assets	255454.43	180996.33
TOTAL	15078790.76	13441381.87


B. RAJ KUMAR
EXECUTIVE DIRECTOR


RAJEEV RISHI
EXECUTIVE DIRECTOR


T. M. BHASIN
CHAIRMAN AND MANAGING DIRECTOR

Place: Chennai
Date: 20.10.2012



4/5

NOTES FORMING PART OF THE LIMITED REVIEW

1. The above financial results have been reviewed by the Audit Committee of Board and approved by the Board of Directors in their meetings held on October 20, 2012. The same have been subjected to a limited review by the Statutory Central Auditors of the Bank in line with the guidelines issued by the Reserve Bank of India and as per the requirements of Listing Agreement with Stock Exchanges.
2. The financial results for the quarter / half-year ended September 30, 2012 have been arrived at, following the same Accounting Policies as those followed in preparation of financial statement for the Financial Year ended March 31, 2012.
3. The working results for the quarter / half-year ended September 30, 2012 have been arrived at, after considering provisions as per Bank's accounting policy adopted in March 2012 for Non-Performing Advances, Non-Performing Investments, Standard Advances, Restructured Advances and depreciation on investments. Provision for Depreciation on Fixed Assets has been made on proportionate basis. All other usual and necessary provisions including provision for taxation have been made on an estimated basis and are subject to adjustment, if any, at the year end.
4. In accordance with the guidelines of RBI Circular No.DBOD.BF.BC.80/21.04.018/2010-11 dated 09.02.2011 on Second Option Pension and enhancement in Gratuity Limits pertaining to existing employees, an amount of ₹ 40.66 crore and ₹ 8.30 crore towards Pension and Gratuity, respectively have been charged to Profit and Loss Account, being the proportionate amount for the current quarter. Remaining unrecognized liability pending amortization is ₹ 406.61 crore and ₹ 83.00 crore towards Second Option Pension and Gratuity, respectively.
5. Pursuant to the Scheme of Amalgamation, with Appointed Date as April 01, 2011, sanctioned by the Hon'ble Bombay High Court under Section 391 to 394 of the Companies Act, 1956 vide the Court Order issued on August 13, 2012, the wholly owned Subsidiary Company of the Bank, M/s Indfund Management Limited has been merged with the Bank under 'Pooling of Interest Method' during the quarter under review on 05.09.2012 (Effective Date) and accordingly, the Reserves and Surplus of the Bank increased by ₹ 9.86 crore.
6. Non Performing Loan Provision Coverage Ratio is 70.97% as on September 30, 2012.
7. Corresponding period / quarter ended figures have been regrouped / reclassified, wherever necessary.
8. The number of investors' complaints received and disposed off during the period from July 01, 2012 to September 30, 2012:

Beginning : Nil	Received : 26	Resolved : 26	Closing : Nil
-----------------	---------------	---------------	---------------




B Raj Kumar
Executive Director


Rajeev Rishi
Executive Director


M Bhasin
Chairman & Managing Director

Place : Chennai
Date : October 20, 2012

5/6



Limited Review Report

To
The Board of Directors
Indian Bank
Chennai.

We have reviewed the accompanying statement of unaudited financial results of INDIAN BANK for the quarter/half year ended September 2012 except for the disclosures regarding 'Public Shareholding' and 'Promoter and Promoter Group Shareholding' which have been traced from disclosures made by the management and have not been audited by us. This statement is the responsibility of the Bank's Management and has been approved by the Board of Directors. Our responsibility is to issue a report on these financial statements based on our review.

We conducted our review in accordance with the Standard on Review Engagement (SRE) 2400, Engagements to Review Financial Statements issued by the Institute of Chartered Accountants of India. This standard requires that we plan and perform the review to obtain moderate assurance as to whether the financial statements are free of material misstatement. A review is limited primarily to inquiries of Bank personnel and analytical procedures applied to financial data and thus provides less assurance than an audit. We have not performed an audit and accordingly, we do not express an audit opinion.


In the conduct of our Review we have relied on the review reports in respect of non-performing assets received from concurrent auditors of 271 branches, inspection teams of the bank of 47 branches, 20 branches reviewed by us and 3 foreign branches reviewed by other auditors specifically appointed for this purpose. These review reports cover 73.44 percent of the advances portfolio of the bank. Apart from these review reports, in the conduct of our review, we have also relied upon various returns received from the branches of the Bank.

Based on our review conducted as above, nothing has come to our attention that causes us to believe that the accompanying statement of unaudited financial results prepared in accordance with applicable Accounting Standards and other recognised accounting practices and policies has not disclosed the information required to be disclosed in terms of Clause 41 of the Listing Agreement including the manner in which it is to be disclosed, or that it contains any material misstatement or that it has not been prepared in accordance with the relevant prudential norms issued by the Reserve Bank of India in respect of income recognition, asset classification, provisioning and other related matters.


For CHANDRAN & RAMAN
Chartered Accountants
Registration No.000571S

For SURI & CO
Chartered Accountants
Registration No.004283S


For KALYANASUNDARAM & CO
Chartered Accountants
Registration No.001676S



Pattabiraman
P PATTABIRAMAN
Partner
(M. No.014309)



R Mahesh
R MAHESH
Partner
(M. No.024775)




K Rameshkumar
K RAMESHKUMAR
Partner
(M. No. 023962)


For S MOHAN & CO
Chartered Accountants
Registration No.000608N

For A B P & ASSOCIATES
Chartered Accountants
Registration No.315104E


For RAJ K AGGARWAL & ASSOCIATES
Chartered Accountants
Registration No.002585N



S Mohan
S MOHAN
Partner
(M. No. 012457)



Prabhakar Kumar Panda
PRABHAKAR KUMAR PANDA
Partner
(M No. 057140)



Raj K Aggarwal
RAJ K AGGARWAL
Partner
(M No.081492)

Place : Chennai
Date : October 20, 2012

b/b